

APOORVA LEASING FINANCE AND INVESTMENT COMPANY LIMITED

Corporate Office: C-1/9 First Floor, Sector – 31, Gautam Budh Nagar, Noida, 201301

CIN No. L74899DL1983PLC016713 Email : apoorvaleasing@gmail.com

PH # 0120 - 4372849

To

13th November, 2020

The Department of Corporate Services,
BSE Limited
Phiroze Jeejeebhoy Towers
Dalal Street, Mumbai- 400001

Scrip Code- 539545

Dear Sir/Madam,

Sub: Outcome of the Board Meeting

Pursuant to regulation 30 of SEBI (Listing Obligations and Disclosure Requirements) Regulations, 2015, we hereby inform you that the meeting of the Board of Directors of the Company held today i.e. 13th November, 2020 at Corporate office of the Company have inter- alia transacted the following matters along with other routine business activities:-

1. Considered and approved the un-audited Standalone and Consolidated Financial Results along with the Limited Review Report issued by the Statutory Auditors of the Company for the quarter ended on 30th September, 2020

In this connection, please find enclosed herewith un-audited Standalone and Consolidated Financial Results of the Company for the quarter ended September 30, 2020 along with the Limited Review Report.

We further wish to inform you that the Board Meeting held today Commenced at 2.00 P.M. and concluded at 3.00 P.M.

This is for your information and record.

Thanking You,

Yours Faithfully,

For Apoorva Leasing Finance & Investment Company Limited


Pankaj Mishra
Company Secretary & Compliance Officer





Ref. No.

Date

Independent Auditor's Review Report on Standalone Unaudited Quarterly Financial Results of the Company Pursuant to the Regulation 33 of the SEBI (Listing Obligations and Disclosure Requirements) Regulations, 2015 (as amended)


To
The Board of Directors
M/s Apoorva Leasing Finance and investment Company Limited

We have reviewed the accompanying statement of unaudited financial results of Apoorva Leasing Finance And Investment Company Limited for the quarter and half year ended 30th September, 2020. This statement is the responsibility of the Company's Management and has been approved by the Board of Directors. Our responsibility is to issue a report on these financial statements based on our review.

We conducted our review of the Statement in accordance with the Standard on Review Engagements (SRE) 2410 "Review of Interim Financial Information Performed by the Independent Auditor of the Entity", issued by the Institute of Chartered Accountants of India. This standard requires that we plan and perform the review to obtain moderate assurance as to whether the financial statements are free of material misstatement. A review is limited primarily to inquiries of company personnel and analytical procedures applied to financial data and thus provides less assurance than an audit. We have not performed an audit and accordingly, we do not express an audit opinion.

Based on our review conducted as above, nothing has come to our attention that causes us to believe that the accompanying statement of unaudited financial results prepared in accordance with applicable Indian accounting standards and other recognized accounting practices and policies has not disclosed the information required to be disclosed in terms of Regulation 33 of the SEBI (Listing Obligations and Disclosure Requirements) Regulations, 2015 including the manner in which it is to be disclosed, or that it contains any material misstatement.

For Pawan Nanak Bansal & Co.
Chartered Accountants
FRN: 008953C



Pawan Kumar Bansal
Partner

M.No. 078542

UDIN: 20078542AAAAFM3919

Date: 13th Nov, 2020

Place: Noida



Ref. No. Date

Independent Auditor's Review Report on Consolidated Unaudited Quarterly Financial Results of the Company Pursuant to the Regulation 33 of the SEBI (Listing Obligations and Disclosure Requirements) Regulations, 2015 (as amended)

To
The Board of Directors
M/s Apoorva Leasing Finance and investment Company Limited

We have reviewed the accompanying Statement of unaudited Consolidated Financial Results of Apoorva Leasing Finance and Investment Company Limited ("the Parent") and its subsidiaries (the Parent and its subsidiaries together referred to as 'the Group') for the the quarter and half year ended 30th September, 2020 (the "Statement") attached herewith, being by the Parent pursuant to the requirements of Regulation 33 of the SEBI (Listing Obligations and Disclosure Requirements) Regulations, 2015 as amended ('the Regulation'), read with SEBI Circular No. CIR/CFD/CMD1/44/2019 dated March 29, 2019 ('the Circular').

This Statement, which is the responsibility of the Parent's Management and approved by the Parent's Board of Directors, has been prepared in accordance with the recognition and measurement principles laid down in Indian Accounting Standard 34, (Ind AS 34) "Interim Financial Reporting" prescribed under Section 133 of the Companies Act, 2013 as amended, read with relevant rules issued thereunder and other accounting principles generally accepted in India read with the Circular. Our responsibility is to express a conclusion on the Statement based on our review.

We conducted our review of the Statement in accordance with the Standard on Review Engagements (SRE) 2410. "Review of Interim Financial Information Performed by the Independent Auditor of the Entity" issued by the Institute of Chartered Accountants of India. A review of interim financial information consists of making inquiries, primarily of persons responsible for financial and accounting matters, and applying analytical and other review procedures. A review is substantially less in scope than an audit conducted in with Standards on Auditing and consequently does not enable us to obtain assurance that we would become aware of all significant matters that might be identified in an audit. Accordingly, we do not express an audit opinion.

We also performed procedures in accordance with the Circular issued by the Securities and Exchange Board of India under Regulation 33(8) of the SEBI (Listing Obligations and Disclosure Requirements) Regulations, 2015 as amended, to the extent applicable.

The Statement includes the results of the following entities:

- Yukati E Services Limited
- Space Height Constructions LLP



Email: capawanbansal@yahoo.com Web: www.pawannanakbansal.com

Based on our review conducted and procedures performed as stated above, nothing has come to our attention that causes us to believe that the accompanying Statement, prepared in accordance with recognition and measurement principles laid down in the aforesaid Indian Accounting Standard specified under Section 133 of the Companies Act, 2013, as amended, read with relevant rules issued thereunder and other accounting principles generally accepted in India, has not disclosed the information required to be disclosed in terms of the Regulation, read with the Circular, including the manner in which it is to be disclosed, or that it contains any material misstatement.

For Pawan Nanak Bansal & Co.
Chartered Accountants
FRN: 008953C



Pawan Kumar Bansal
Partner

M.No. 078542

UDIN: 20078542AAAAFN7697

Date: 13th Nov, 2020

Place: Noida

APOORVA LEASING FINANCE AND INVESTMENT COMPANY LIMITED

CIN No: L74899DL1983PLC016713, Email : apoorvaleasing@gmail.com, Website: www.apoorvaleasingfinance.com

Regd. Off.: Third Floor, Block-13, House no-331, Geeta Colony Delhi-110031 , Phone No.: 011- 65333451

Corporate office: C-1/9, Sector-31, Gautam Budh Nagar, Noida, Uttar Pradesh-201301, Phone No. PH: 0120 - 4372849

Submission of Unaudited Financial Results by Companies other than Banks

Amount in lacs

Statement of Standalone Unaudited Results for the Quarter and Half Year Ended 30.09.2020

S. NO.	Particulars	3 Months Ended (30/09/20)	Preceding 3 Months Ended (30/06/20)	Corresponding 3 Months Ended in the Previous Year (30/09/19)	Year to date figures for current period ended (30/09/20)	Year to date figures for the previous year ended (30/09/19)	Year Ended (31/03/20)
	(Refer Notes Below)	Unaudited	Unaudited	Unaudited	Unaudited	Unaudited	Audited
1	(a) Revenue from Operations	277.57	62.16	1,240.07	339.73	1,659.22	2,181.67
	(b) Other Income	7.88	3.18	0.80	11.06	1.12	7.71
	Total Income from Operations (net)	285.45	65.34	1,240.87	350.79	1,660.34	2,189.38
2	Expenses						
	a. Cost of Material Consumed		-	-		-	-
	b. Purchases of Stock in Trade	-	-	-	-	1,237.67	1,243.62
	c. Changes in Inventories of finished goods, work-in-progress and stock-in-trade	-	-	1,064.57	-	-	293.60
	d. Finance Cost	-	-	0.55	-	0.58	5.22
	e. Employee benefits expense	22.22	22.73	19.14	44.95	38.46	90.38
	f. Depreciation and Amortisation expense	-	-	-	-	-	4.23
	g. Other expenses	15.23	21.25	22.70	36.48	40.38	97.09
	Total Expenses	37.45	43.98	1,106.96	81.43	1,317.09	1,734.14
3	Profit / (Loss) before exceptional items and tax (1-2)	248.00	21.36	133.91	269.36	343.25	455.24
4	Exceptional Items		-				
5	Profit / (Loss) before Tax (3 + 4)	248.00	21.36	133.91	269.36	343.25	455.24
6	Tax expense		-				
	a. Current Tax	60.65	5.38	37.25	66.03	95.49	120.56
	b. Deferred Tax						0.02
	c. Excess/Short Provision of Earlier Year Tax						(0.19)
7	Profit / (Loss) for the period	187.35	15.98	96.66	203.33	247.76	334.85
	Other comprehensive income						
	Items that will not be reclassified to profit or loss	183.30	99.17	57.51	282.47	76.09	104.55
	Income tax relating to items that will not be reclassified to profit or loss	46.13	24.96	16.00	71.09	21.17	26.31
	Items that will be reclassified to profit or loss						
	Income tax relating to items that will be reclassified to profit or loss						
	Total comprehensive income for the period	324.52	90.19	138.17	414.71	302.68	413.09
	Details of Equity share capital						
	Paid up equity share capital (Face value of Rs. 10/- each)	1,997.49	1,997.49	1,997.49	1,997.49	1,997.49	1,997.49
	Earnings Per Share						
	(a) Basic	0.94	0.08	0.48	1.02	1.24	1.68
	(b) Diluted	0.94	0.08	0.48	1.02	1.24	1.68

Note:

1	The above financial results were reviewed by the audit committee and approved by the board of directors on 13.11.2020.
2	This statement has been prepared in accordance with the companies (Indian Accounting Standards) Rules 2015 (Ind AS) prescribed under section 133 of the companies Act 2013 and other recognised accounting practices and policies to the extent applicable.
3	The Figures have been regrouped and/or rearranged wherever considered necessary.

For APOORVA LEASING FINANCE & INVESTMENT COMPANY LIMITED

ATUL SINGH TYAGI
Managing Director




Place: Noida
Date: 13/11/2020

Handwritten signature

a	Equity Share Capital	1997.49	1997.49
b	other Equity	11380.80	11044.33
	Liabilities		
	Non- current Liabilities		
a	Financial Liabilities		
(i)	Borrowings	0.00	0.00
(ii)	Trade Payables	0.00	0.00
(iii)	other financial Liabilities	0.00	0.00
b	Provisions	0.00	0.00
c	Deferred Tax Liabilities (Net)	0.00	0.00
d	other non-current Liabilities	0.00	0.00
	Current Liabilities		
a	Financial Liabilities		
(i)	Borrowings	0.00	0.00
(ii)	Trade Payable	4.65	4.18
(iii)	other financial Liabilities	0.00	0.00
b	other current Liabilities	12.96	10.82
c	Provisions	0.00	0.00
d	Current Tax Liabilities (Net)	257.69	146.87
	Total Equity & Liabilities	13653.59	13203.69

0.00 0.00

For APOORVA LEASING FINANCE AND INVESTMENT COMPANY LIMITED



Managing Director

Place: Noida

Date: 13/11/2020



Ramkrishna

APOORVA LEASING FINANCE AND INVESTMENT COMPANY LIMITED
Statement of standalone Cash Flow for the half Year ended Sep 30, 2020

(Rs. in Lacs)

Particulars	As at 30/09/2020	As at 31/03/2020
(A) CASH FLOW FROM OPERATING ACTIVITIES		
Net Profit before tax and extraordinary items(as per Statement of Profit and Loss)	269.36	455.24
Adjustments for non Cash/ Non trade items:		
Depreciation & Amortization Expenses	-	4.23
Profit on sale of Investment	(6.98)	
Adjustment of OCI	204.24	104.55
Finance Cost	-	5.22
Dividend Income	(1.01)	(1.74)
Operating profits before Working Capital Changes	465.61	567.50
Adjusted For:		
Increase / (Decrease) in trade payables	0.48	(2.04)
Increase / (Decrease) in other current liabilities	(24.17)	5.54
(Increase) / Decrease in Trade receivables	51.14	20.17
Changes in Inventories	-	293.60
(Increase) / Decrease in Short Term Loans & Advances	587.78	(685.91)
(Increase) / Decrease in other current assets	(778.39)	426.52
Cash generated from Operations	302.45	625.38
Income Tax (Paid)/ Refund	(21.54)	(112.12)
Net Cash flow from Operating Activities(A)	280.91	513.26
(B) CASH FLOW FROM INVESTING ACTIVITIES		
Dividend received	1.01	1.74
Purchase of Plant & machinery	-	(52.58)
Profit on sale of investment	6.98	-
Sale of Property	8.86	-
Sale/purchase of investment	(431.41)	(177.98)
Net Cash used in Investing Activities(B)	(414.56)	(228.82)
(C) CASH FLOW FROM FINANCING ACTIVITIES		
Finance Cost	-	(5.22)
Repayment of borrowings	-	-
Other Inflows / (Outflows) of cash	-	-
Net Cash used in Financing Activities(C)	-	(5.22)
(D) Net Increase / (Decrease) in Cash & Cash Equivalents(A+B+C)	(133.65)	279.22
cash & cash equivalents at beginning of Period	408.69	129.47
cash & cash equivalents at end of Period	275.04	408.69
(E) Net Increase / (Decrease) in Cash & Cash Equivalents(F-E)	(133.65)	279.22

For Apoorva Leasing Finance And Investment Company Limited

Atul Singh Tyagi
Managing Director



Place: Noida
Date: 13.11.2020

Atul Singh Tyagi

Submission of Uaudited Financial Results by Companies other than Banks


Statement of Consolidated Unaudited Results for the Quarter and Year to date Ended 30.09.2020

S. NO.	Particulars (Refer Notes Below)	3 Months Ended (30/09/20)	Preceding 3 Months Ended (30/06/20)	Corresponding 3 Months Ended in the Previous Year (30/09/19)	Year to date figures for current period ended (30/09/20)	Year to date figures for the previous year ended (30/09/19)	Year Ended (31/03/20)
		Unaudited	Unaudited	Unaudited	Unaudited	Unaudited	Audited
1	(a) Revenue from Operations	284.21	63.14	1,239.53	347.35	1,660.49	2,183.00
	(b) Other Income	7.88	3.18	0.80	11.06	1.12	23.51
	Total income from Operations (net)	292.09	66.32	1,240.33	358.41	1,661.61	2,206.51
2	Expenses						
	a. Cost of Material Consumed						
	b. Purchases of Stock in Trade					1,237.67	1,243.62
	c. Changes in inventories of finished goods, work-in-progress and stock-in-trade	0		1,064.57			293.60
	d. Finance Cost	0.05		0.55	0.05	0.58	5.23
	e. Employee benefits expense	22.21	22.73	19.14	44.94	38.46	90.88
	f. Depreciation and Amortisation expense						4.23
	g. Other expenses	15.31	21.48	22.13	36.79	41.13	110.88
	Total Expenses	37.57	44.21	1,106.39	81.78	1,317.84	1,748.44
3	Profit / (Loss) before exceptional items and tax (1-2)	254.52	22.11	133.94	276.63	343.77	458.07
4	Exceptional items						
5	Profit / (Loss) before Tax (3 + 4)	254.52	22.11	133.94	276.63	343.77	458.07
6	Tax expense						
	a. Current Tax	62.61	5.60	37.40	68.21	95.77	121.46
	b. Deferred Tax						0.02
	c. Excess/short provision relating earlier year tax						(3.42)
7	Profit / (Loss) for the year	191.91	16.51	96.54	208.42	248.00	340.01
	Profit (Loss) for the period before minority interest						
	Share of Profit/Loss of Subsidiaries						
	Share of Profit/Loss for Associates						6.53
	Profit(Loss) of minority interest	1.81	0.22	0.13	2.03	0.13	2.66
	Net Profit after taxes, minority interest and share of profits of Associates	190.10	16.29	96.41	206.39	247.87	343.88
	Other comprehensive income						
	Items that will not be reclassified to profit or loss	183.33	99.18	58.54	282.51	77.88	104.58
	Income tax relating to items that will not be reclassified to profit or loss	46.14	24.96	16.26	71.10	21.63	26.32
	Items that will be reclassified to profit or loss						
	Income tax relating to items that will be reclassified to profit or loss						
	Total comprehensive income for the period	327.29	90.51	138.69	417.80	304.12	422.14
	Details of Equity share capital						
	Paid up equity share capital (Face value of Rs. 10/- each)	1,997.49	1,997.49	1,997.49	1,997.49	1,997.49	1,997.49
	Earnings Per Share						
	(a) Basic	0.95	0.08	0.48	1.03	1.24	1.72
	(b) Diluted	0.95	0.08	0.48	1.03	1.24	1.72

Note

- The above financial results were reviewed by the audit committee and approved by the board of directors on 13.11.2020.
- This statement has been prepared in accordance with the companies (Indian Accounting Standards) Rules 2015 (Ind AS) prescribed under section 133 of the companies Act 2013 and other recognised accounting practices and policies to the extent applicable.
- The Figures have been regrouped and/or rearranged wherever considered necessary.

For APOORVA LEASING FINANCE & INVESTMENT COMPANY LIMITED


ATUL SINGH TYAGI
 Managing Director



Paney

Place: Noida
 Date: 13/11/2020

Statement of Assets and Liabilities

S.No.	Particulars	CONSOLIDATED	
		As on 30/09/2020	As on 31/03/2020
		(Unaudited)	(Audited)
	Assests		
(1)	Non Current Assets		
a	Property Plant & Equipment	49.07	49.07
b	Capital Work In progress	0.00	0.00
c	Investment Property	856.31	865.17
d	Goodwill	0.00	0.00
e	Other intangible Assets	0.00	0.00
f	Intangible assets under Development	0.00	0.00
g	Biological Assets other than bearer plants	0.00	0.00
h	<u>Financial Assets</u>		
(i)	Investments	5358.47	4937.50
(ii)	Trade Receivables	0.13	0.13
(iii)	Loans	0.00	0.00
(iv)	others	0.00	0.00
i	Deferred tax assets (net)	0.11	0.11
j	other non-current assets	20.00	20.00
	Current Assets		
a	Inventories	0.00	0.00
b	Financial Assets	0.00	0.00
(i)	Investments	0.00	0.11
(ii)	Trade Receivables	160.99	212.13
(iii)	Cash & Cash Equivalents	413.06	545.19
(iv)	Bank Balances other than (iii) above	0.00	0.00
(v)	Loans	5891.47	6483.21
(vi)	Others (to be specified)	0.00	0.00
c	Current Tax Assets (Net)	150.66	129.66
d	Other current Assets	1609.27	830.93
	Total Assets	14509.54	14073.21
	EQUITY AND LIABILITIES		

[Handwritten Signature]



Pankaj

Equity			
a	Equity Share Capital	1997.49	1997.49
b	other Equity	11888.63	11559.64
	Non Controlling Interest	287.31	285.29
	Liabilities		
	Non- current Liabilities		
a	Financial Liabilities		
(i)	Borrowings	0.00	0.00
(ii)	Trade Payables	0.00	0.00
(iii)	other financial Liabilities	0.00	0.00
b	Provisions	0.00	0.00
c	Deferred Tax Liabilities (Net)	0.00	0.00
d	other non-current Liabilities	0.00	0.00
	Current Liabilities		
a	Financial Liabilities		
(i)	Borrowings	37.37	37.37
(ii)	Trade Payable	4.65	4.95
(iii)	other financial Liabilities	0.00	0.00
b	other current Liabilities	33.32	40.69
c	Provisions	0.00	0.00
d	Current Tax Liabilities (Net)	260.77	147.78
	Total Equity & Liabilities	14509.54	14073.21

For APOORVA LEASING FINANCE AND INVESTMENT COMPANY LIMITED



Managing Director



Place: Noida

Date: 13/11/2020

Pankey

APOORVA LEASING FINANCE AND INVESTMENT COMPANY LIMITED
Statement of consolidated Cash Flow for the half Year ended Sep 30, 2020

(Rs. in Lacs)

Particulars	As at 30/09/2020	As at 31/03/2020
(A) CASH FLOW FROM OPERATING ACTIVITIES		
Net Profit before tax and extraordinary items(as per Statement of Profit and Loss)	276.63	458.07
Adjustments for non Cash/ Non trade items:		
Depreciation & Amortization Expenses	0.00	4.23
Adjustment of OCI	204.26	104.57
Finance Cost	0.05	5.23
Dividend Income	(1.01)	(1.74)
Profit on sale of investment	(6.98)	-
Interest received	(0.47)	(0.19)
Operating profits before Working Capital Changes	472.48	570.17
Adjusted For:		
Increase / (Decrease) in trade payables	(0.29)	(2.76)
Increase / (Decrease) in other current liabilities	(43.51)	4.11
(Increase) / Decrease in Trade receivables	51.14	20.18
Changes in Inventories	-	293.60
Changes in current investment	-	10.42
(Increase) / Decrease in Short Term Loans & Advances	591.73	(564.97)
(Increase) / Decrease in other current assets	(778.33)	426.07
Cash generated from Operations	293.22	756.82
Income Tax (Paid)/ Refund	(21.75)	(107.96)
Net Cash flow from Operating Activities(A)	271.47	648.86
(B) CASH FLOW FROM INVESTING ACTIVITIES		
Dividend received	1.01	1.74
Sale of Property	8.86	-
Sale/purchase of non current-Investment	0.00	-148.29
Purchase of Plant & machinery	-	-52.57
Profit on sale of property	6.98	-
Sale /Purchase of investment	(420.86)	-
Net Cash used in Investing Activities(B)	(404.01)	-199.12
(C) CASH FLOW FROM FINANCING ACTIVITIES		
Finance Cost	(0.05)	(5.23)
Repayment of borrowings	-	-
Interest on FDR	0.47	0.19
Increase in/ (repayment) of short term Borrowings	-	(31.71)
Other Inflows / (Outflows) of cash	-	-
Net Cash used in Financing Activities(C)	0.42	(36.75)
(D) Net Increase / (Decrease) in Cash & Cash Equivalents(A+B+C)	(132.12)	412.99
cash & cash equivalents at beginning of Period	545.19	132.20
cash & cash equivalents at end of Period	413.07	545.19
(E) Net Increase / (Decrease) in Cash & Cash Equivalents(F-E)	(132.12)	412.99

For Apoorva Leasing Finance And Investment Company Limited

Atul Singh Tyagi -
Managing Director



Place: Noida
Date: 13.11.2020

Ramraj