

K.P. ENERGY LIMITED

CIN: L40100GJ2010PLC059169

KPEL/INV/PPT/Q2/2020/187

November 22, 2019

To,
Bombay Stock Exchange Limited,
P.J. Towers,
Dalal Street,
Mumbai – 400 001

Ref: **Scrip Code: 539686**

Sub: **Investor Presentation/Key highlights of Q2FY20 performance**

Dear Sir,

Apropos the captioned subject, please find attached herewith the Investor Presentation along with the key highlights of the Q2FY20 performance.

This is for your information and records.

Thanking You,

Yours faithfully,
For **K.P. Energy Limited**


Karmit Sheth
Company Secretary & Compliance Officer



Reg. Office:

'KP House', Opp. Ishwar Farm Junction BRTS, Near Bliss IVF Circle, Canal Road, Bhatar, Surat- 395017, Gujarat, India.

Phone: +91-261-2234757, Fax: +91-261-2234757

E-mail: info@kpenergy.in, Website: www.kpenergy.in

ISO 14001 : 2015, ISO 9001 : 2015 and BS OHSAS 18001 : 2007 Certified Company

 Listed Company

KP ENERGY



EARNINGS

PRESENTATION Q2FY20

KP ENERGY LIMITED



GLOSSARY

- BoP – Balance of Plant
- O&M – Operations & Maintenance
- WTG – Wind Turbine Generators
- EPCC – Engineering, Procurement, Construction and Commissioning
- IPP – Independent Power Producers
- MW – Mega Watt
- GW – Giga Watt
- KV – Kilovolt
- BSE – Bombay Stock Exchange
- ROW – Right of Way

COMPANY SNAPSHOT



Gujarat's #1

Gujarat's #1 BOP solutions provider for Wind Farms



~200 MW

~200 MW capacity energised till date with 100% O&M under preview




~214 MW

Power Evacuation Capacity of ~214 MW



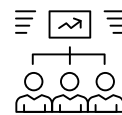
~8.4 MW

Wind Generation Assets of 8.4 MW capacity providing annuity based income




1,031 MW

Order Book and Business Pipeline of 1031.5 MW for coming 3 years



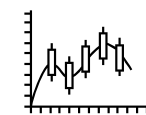
150+

Team strength of 150+ members



Diversified

Diversified revenue streams



BSE listed

KP Energy Limited is Gujarat's prominent **balance of plant solution provider in Wind Industry** engaged, from conceptualization till the commissioning of a wind energy project.

EPCC

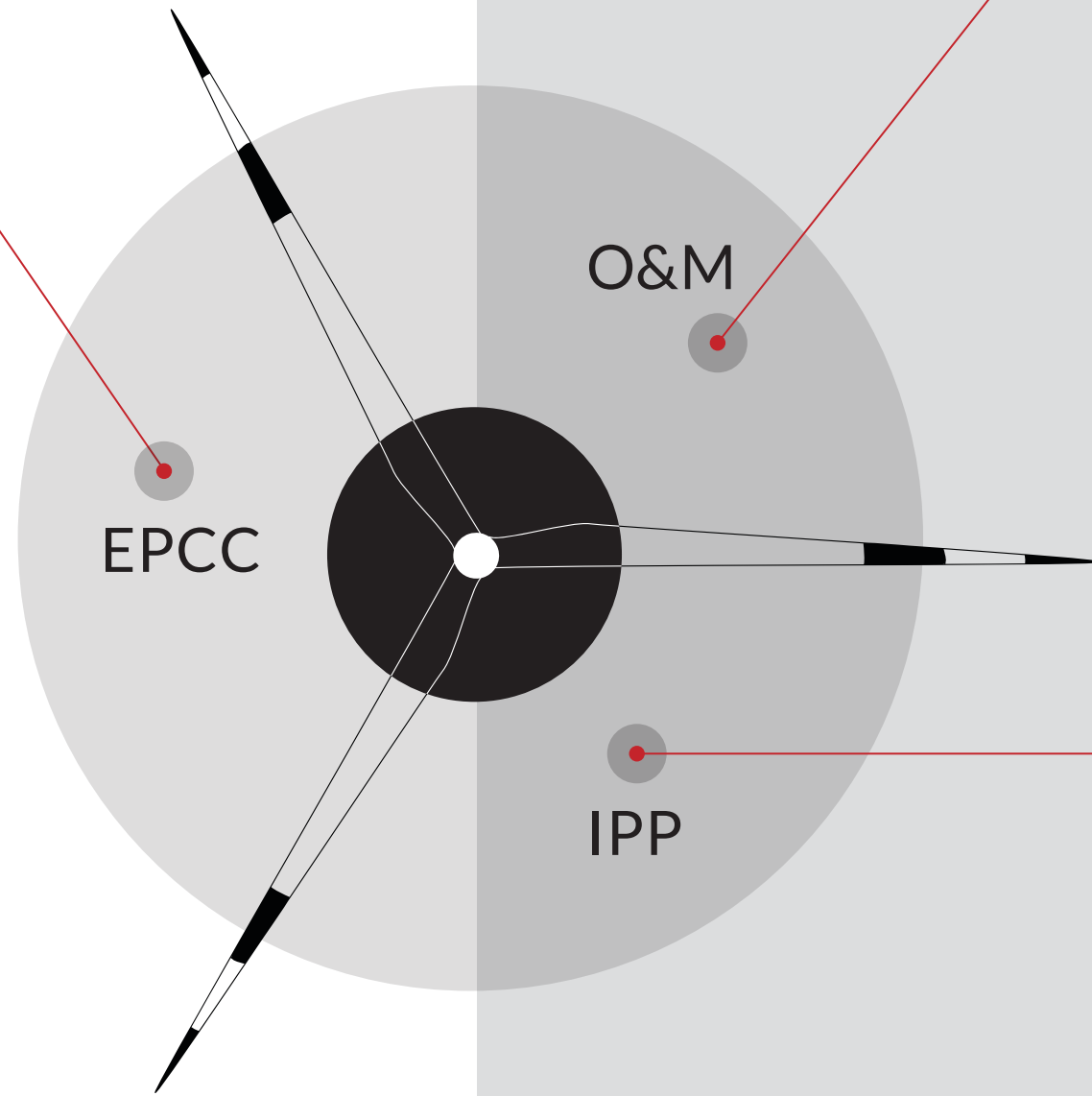
KPEL offer a unique value proposition, which has been designed to comprehensively address all the complications encountered by WTG manufacturers, IPPs and captive power consumers in setting-up of a wind farm. We offer BoP Solutions, for WTGs, right from concept till commissioning of the project.

O&M

KPEL delivers thorough support in operations and maintenance for the BOP portion of the project.

IPP

KPEL owns power generation assets with a total capacity of 8.4 MW, at wind farms developed by the company.



BUSINESS MODEL

EPCC SCOPE OF SERVICES



Construction & Erection

WTG civil foundation, 33kv USS & internal network as well as logistics, installation & erection of WTG.



Power Evacuation

We undertake EPCC of 33/66 & 33/220 kv windfarm Pooling Substation and EHV lines



Site Preparation

We have constructed roads & access or ROWs through tough and challenging situations.



Permits & Approvals

We obtain all requisite permits & approvals from government bodies for the project and operational life thereof.



Site Identification & Acquisition

Our key competence lies in identifying good windy sites and acquire them.

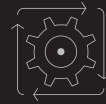


Operations & Maintenance

Entire BOP of wind farm for operational life.

SUPPLEMENTING VERTICALS

OPERATIONS & MAINTENANCE (O&M)



O&M services

Provides O&M services for Balance of Plant portion of windfarms



~200 MW

As of date, KP Energy has an O&M portfolio of ~200 MW



EPCC directly drives the growth of this segment.

EPCC directly drives the growth of this segment. However, the existing portfolio creates an annuity based income

INDEPENDENT POWER PRODUCERS (IPP)



8.4 MW

KP Energy has its own power generation assets of 8.4 MW (4*2.1 MW) capacity at its own wind farms



Dual Objectives of becoming an IPP:

Dual Objectives of becoming an IPP:

1. Strategy set-up: Providing assurance to clients
2. Annuity based income

INCOME STATEMENT

SUMMARY (STANDALONE)

(Rs. in Crores)

PARTICULARS	Q 2 F Y 2 0	Q 1 F Y 2 0	Q 2 F Y 1 9	Y O Y %
	Unaudited	Unaudited	Unaudited	Change
Revenue from Operations	27.82	36.22	19.22	45%
Total Income	28.01	36.25	19.35	45%
Total Operating Expenses	22.68	27.48	12.88	76%
EBITDA (Excluding OI)	5.14	8.74	6.34	(19%)
EBITDA (Excluding OI) %	18%	24%	33%	(44%)
Interest Cost	1.02	0.91	1.6	(36%)
Depreciation & Ammortisation	0.98	0.98	0.9	9%
Profit Before Taxes	3.33	6.87	3.97	(16%)
Profit After Taxes	2.39	4.95	2.83	(16%)

BALANCE SHEET

SUMMARY (STANDALONE)

(Rs. in Crores)

PARTICULARS	Q 2 F Y 2 0	Q 1 F Y 2 0	Q 2 F Y 1 9	Y O Y %
	U n a u d i t e d	U n a u d i t e d	U n a u d i t e d	C h a n g e
Shareholders Fund	61.53	59.13	41.81	47%
Non Current Liabilities	38.46	39.19	43.36	(11%)
Current Liabilities	54.31	54.52	44.67	22%
Total	154.31	152.84	129.85	19%
Non Current Assets	107.63	100.57	86.08	25%
Current Assets	46.68	52.27	43.76	7%
Total	154.31	152.84	129.85	19%

CASHFLOW STATEMENT

SUMMARY (STANDALONE)

(Rs. in Crores)

PARTICULARS	Q 2 F Y 2 0	Q 1 F Y 2 0	Q 2 F Y 1 9	Y O Y %
	U n a u d i t e d	U n a u d i t e d	U n a u d i t e d	C h a n g e
Operating profit/(loss) before working capital changes	11.95	28.73	11.6	3%
Net cash (used in)/generated from operating activities	29.28	6.07	3.2	815%
Net cash (used in)/generated from investing activities	(24.56)	(1.76)	(1.54)	1495%
Net cash (used in)/generated from financing activities	(2.82)	(5.82)	(3.62)	(22%)
Net Increase/ (Decrease) in cash and cash equivalents	1.89	(1.51)	(1.96)	(196%)
Cash and cash equivalents at the beginning of the year	6.86	8.38	8.38	(18%)
Cash and cash equivalents at the end of the year	8.76	6.86	6.41	37%

INCOME STATEMENT

SUMMARY (CONSOLIDATED)

(Rs. in Crores)

PARTICULARS	Q 2 F Y 2 0	Q 1 F Y 2 0	Q 2 F Y 1 9	Y O Y %
	U n a u d i t e d	U n a u d i t e d	U n a u d i t e d	C h a n g e
Revenue from Operations	27.82	36.22	19.22	45%
Total Income	28.01	36.25	19.35	45%
Total Operating Expenses	22.68	27.48	12.88	76%
EBITDA (Excluding OI)	5.14	8.74	6.34	(19%)
EBITDA (Excluding OI) %	18%	24%	33%	(44%)
Interest Cost	1.02	0.91	1.6	(36%)
Depreciation & Ammortisation	0.98	0.98	0.9	9%
Profit Before Taxes	3.33	6.87	3.97	(16%)
Profit After Taxes	2.39	4.95	2.83	(16%)

BALANCE SHEET

SUMMARY (CONSOLIDATED)

(Rs. in Crores)

PARTICULARS	Q 2 F Y 2 0	Q 1 F Y 2 0	Q 2 F Y 1 9	Y O Y %
	U n a u d i t e d	U n a u d i t e d	U n a u d i t e d	C h a n g e
Shareholders Fund	91.77	74.37	41.83	119%
Non Current Liabilities	43.68	44.41	53.37	(18%)
Current Liabilities	54.49	54.1	43.2	26%
Total	189.95	172.88	138.41	37%
Non Current Assets	124.97	106	95.68	31%
Current Assets	64.97	66.89	42.72	52%
Total	189.95	172.89	138.41	37%

CASHFLOW STATEMENT

SUMMARY (CONSOLIDATED)

(Rs. in Crores)

PARTICULARS	Q 2 F Y 2 0	Q 1 F Y 2 0	Q 2 F Y 1 9	Y O Y %
	U n a u d i t e d	U n a u d i t e d	U n a u d i t e d	C h a n g e
Operating profit/(loss) before working capital changes	11.95	28.73	11.6	3%
Net cash (used in)/generated from operating activities	13.13	6.07	(3.11)	(522%)
Net cash (used in)/generated from investing activities	(33.01)	(1.76)	(4.31)	666%
Net cash (used in)/generated from financing activities	21.77	(5.82)	5.96	265%
Net Increase/ (Decrease) in cash and cash equivalents	1.88	(1.51)	(1.46)	(229%)
Cash and cash equivalents at the beginning of the year	7.46	8.38	8.53	(13%)
Cash and cash equivalents at the end of the year	9.35	6.86	7.06	32%

EXECUTION PERFORMANCE

MANAGEMENT COMMENTARY

1. The key takeaway for this quarter and the upcoming time is winning the **association with conglomerate CLP India for Sidhpur Site**, where Gujarat is going to see about 2 GW of new wind projects. To the benefit of this association was winning of a bid in SECI Tranche VIII, where the response was only for about 550 MW and it was a safe and clear walk-over.
2. At Sidhpur, KP Energy is looking for much larger engagement in terms of wind as well as solar projects and will go further from presently won bid of 250.8 MW to an envisaged capacity of about 600MW on ISTS network.
3. The present 300 MW project at Gadhsisa is awaiting completion of the EHV network, which is subject to unprecedented 'Right of Way' expected by the landowners. The company is addressing the same with the help of GE team in terms of meeting the costs and execution challenges.
4. Also, the costs of execution of the project too have increased fairly and discussions are initiated with all the stakeholders to address the same in interest of the project and safeguarding the economics v/s. sustenance for the 300MW Gadhsisa Project.
5. The project team has been working hard to balance the situation, in view of the cash flows getting stretched and asks for projects and completed works getting impacted due to constrained timelines. Nevertheless, there is a silver line behind the clouds - like clues of improving the ceiling tariff in SECI bids, infrastructure development and pro-investment steps undertaken by Government, RPO enforcement at the regulatory level, and mapping of road-blocks for achieving the 2022 & 2030 RE capacity targets by Ministry will change the scenario phenomenally.
6. The upcoming second half of FY 20 (H2) will be very crucial to link the project pipeline available with KP Energy for development and improve its stand-out in the market as well as cash flows. It is poised to be a multi-site player with structural changes in execution and organization fronts.

QUARTERLY RESULTS

MANAGEMENT COMMENTARY

1. As expected, the Company has reduced its inventory remarkably to address the liquidity issues in the present quarter. It will continue to focus on realizing its investments and inventories.
2. Top-line & bottom-line for wind project development companies are not bound by quarter limitations and looking to monsoon and severe weather impacts, the actual works, and billing was less than its potential and possibilities.
3. Trade receivables and trade payables are reduced sizeably in this quarter displaying improved financial management during stressed cash flows.
4. An increase in investments is because of the 220kv transmission line dedicated circuit available with KP Energy which is close to completion and will be the backbone for the new 300MW project in the vicinity where now laying a new transmission line is close to impossibility.

CONTACT

US

KP ENERGY LIMITED

Office address:

'KP House',

Opp Ishwar Farm Junction BRTS,
Near Bliss IVF Circle, Canal Road,
Bhatar, Surat 395017, Gujarat, India

+91 261 2234757

info@kpenergy.in

www.kpenergy.in

KARMIT SHETH

CS and Compliance Officer

secretarial@kpgroup.co

DISCLAIMER

DISCLAIMER

No representation or warranty, express or implied, is made as to, and no reliance should be placed on, the fairness, accuracy, completeness or correctness of the information or opinions contained in this presentation. Such information and opinions are in all events not current after the date of this presentation. Certain statements made in this presentation may not be based on historical information or facts and may be “forward looking statements” based on the currently held beliefs and assumptions of the management of KP Energy Limited (“Company” or “KP Energy”), which are expressed in good faith and in their opinion reasonable, including those relating to the Company’s general business plans and strategy, its future financial condition and growth prospects and future developments in its industry and its competitive and regulatory environment. Forward-looking statements involve known and unknown risks, uncertainties and other factors, which may cause the actual results, financial condition, performance or achievements of the Company or industry results to differ materially from the results, financial condition, performance or achievements expressed or implied by such forward-looking statements, including future changes or developments in the Company’s business, its competitive environment and political, economic, legal and social conditions. Further, past performance is not necessarily indicative of future results. Given these risks, uncertainties and other factors, viewers of this presentation are cautioned not to place undue reliance on these forward- looking statements. The Company disclaims any obligation to update these forward-looking statements to reflect future events or developments. This presentation is for general information purposes only, without regard to any specific objectives, financial situations or informational needs of any particular person. This presentation does not constitute an offer or invitation to purchase or subscribe for any securities in any jurisdiction. No part of it should form the basis of or be relied upon in connection with any investment decision or any contract or commitment to purchase or subscribe for any securities. This presentation may not be copied or disseminated, in whole or in part, and in any manner.