

INDEX	
NICE	NIPPON INDIA GROWTH FUND (Mid Cap Fund- An open ended equity scheme predominantly investing in mid cap stocks)
NIVISION	NIPPON INDIA VISION FUND (An Open Ended Equity Scheme Investing In Both Large Cap And Mid Cap Stocks)
NICBF	NIPPON India Corporate Bond Fund (An open ended debt scheme predominantly investing in Aa+ and above rated corporate bonds)
NIIE	Nippon India Income Fund (An open ended medium term debt scheme investing in instruments such that the Macaulay duration of the portfolio is between 4 to 7 years)
NISFT	Nippon India Short Term Fund (An open ended short term debt scheme investing in instruments such that the Macaulay duration of the portfolio is between 1 to 3 years)
NIBF	NIPPON INDIA BANKING FUND (An open ended equity scheme investing in Banking sector)
NIHBF	Nippon India Hybrid Bond Fund (An Open Ended Hybrid Scheme Investing Predominantly In Debt Instrumen
NIPIF	Nippon India Hybrid Bond Fund -Segregated Portfolio 2
	NIPPON INDIA POWER & INFRA FUND (An Open Ended Equity Scheme Investing In Power & Infrastructure Sectors)
	Nippon India Ultra Short Duration Fund (An open ended ultra-short term debt scheme investing in debt and money market instruments such that the Macaulay duratic the portfolio is between 3 - 6 months)
NIULTRA	Nippon India Ultra Short Duration Fund-Segregated Portfolio 1
NIIFA	NIPPON INDIA PHARMA FUND (An Open Ended Equity Scheme Investing In Pharma Sector)
NICEF	NIPPON INDIA CONSUMPTION FUND (An Open Ended Equity Scheme Following Consumption Theme)
NIBAF	NIPPON INDIA BALANCE FUND (An Open Ended Dynamic Asset Allocation Fund)
NIDBF	Nippon India Dynamic Bond Fund (An open ended dynamic debt scheme investing across duration)
NIMCF	NIPPON INDIA MULTI CAP FUND (Multi Cap Fund - An Open Ended Equity Scheme Investing Across Large Cap, Mid Cap, Small Cap Stocks)
NIILQUID	Nippon India Liquid Fund (An Open Ended Liquid Scheme)
NIIFRF	NIPPON INDIA FLOATING RATE FUND (An open ended debt scheme predominantly investing in floating rate instruments (including fixed rate instruments converted to floating rate exposures using swaps/ derivatives))
	Nippon India Credit Risk Fund (An open ended debt scheme predominantly investing in AA and below rated corporate bonds (excluding AA+ rated corporate bonds))
	Nippon India Credit Risk Fund-Segregated Portfolio 1
NICRF	Nippon India Credit Risk Fund-Segregated Portfolio 2
NIVALUE	NIPPON INDIA VALUE FUND (An Open Ended Equity Scheme Following A Value Investment Strategy)
	NIPPON INDIA EQUITY HYBRID FUND (An Open Ended Hybrid Scheme Investing Predominantly In Equity And Equity Related Instrumen
	NIPPON INDIA EQUITY HYBRID FUND-SEGREGATED PORTFOLIO 1
NIHF	NIPPON INDIA EQUITY ENHANCED-SEGREGATED PORTFOLIO 2
NIMME	Nippon India Money Market Fund (An open ended debt scheme investing in money market instruments)
NITSE	NIPPON INDIA TAX SAVER (ELSS) FUND (An open ended equity linked saving scheme with a statutory lock in of 3 years and tax benefit)
NIIFE	NIPPON INDIA FOCUSED EQUITY FUND (An Open Ended Multi Cap Equity Scheme Investing In Maximum 30 Stocks)
MP-SR1	NIPPON INDIA INTERVAL FUND - MONTHLY INTERVAL FUND - SERIES I (A Debt Oriented Interval Scheme)
NIILDF	Nippon India Low Duration Fund (An open ended low duration debt scheme investing in debt and money market instruments such that the Macaulay duration of the portfolio is between 6 - 12 months.)
MP-SR2	NIPPON INDIA INTERVAL FUND - MONTHLY INTERVAL FUND - SERIES II (A Debt Oriented Interval Scheme)
QP-SR1	NIPPON INDIA INTERVAL FUND - QUARTERLY INTERVAL FUND - SERIES I (A Debt Oriented Interval Scheme)
AP-SR1	NIPPON INDIA INTERVAL FUND - ANNUAL INTERVAL FUND - SERIES I (A Debt Oriented Interval Scheme)
QP-SR2	NIPPON INDIA INTERVAL FUND - QUARTERLY INTERVAL FUND - SERIES II (A Debt Oriented Interval Scheme)
QP-SR3	NIPPON INDIA INTERVAL FUND - QUARTERLY INTERVAL FUND - SERIES III (A Debt Oriented Interval Scheme)
NIICF	NIPPON INDIA LARGE CAP FUND (An Open Ended Equity Scheme Predominantly Investing In Large Cap Stocks)
NIIEF	NIPPON INDIA QUANT FUND (An Open Ended Equity Scheme Investing In Quant Model Theme)
NIGT	Nippon India Gilt Securities Fund (An open ended debt scheme investing in government securities across maturity)
NIIF-NIFTY	NIPPON INDIA INDEX FUND - NIFTY PLAN (An open ended scheme replicating / tracking Nifty 50)
NIISCF	NIPPON INDIA SMALL CAP FUND (An Open-Ended Equity Scheme Predominantly Investing In Small Cap Stocks)
NIIF-SENSEX	NIPPON INDIA INDEX FUND - SENSEX PLAN (An open ended scheme replicating / tracking S&P BSE Sensex)
NIARBF	NIPPON INDIA ARBITRAGE FUND (An Open Ended Scheme Investing In Arbitrage Opportunities)
NIISF	NIPPON INDIA GOLD SAVINGS FUND (An Open Ended Fund of Fund Scheme)
NIFTY100	Nippon India ETF Nifty 100 (An Open Ended Index Exchange Traded Fund)
NICONSUMPTION	Nippon India ETF Consumption (An Open Ended Index Exchange Traded Fund)
NIIDVO	Nippon India ETF Dividend Opportunities (An Open Ended Index Exchange Traded Fund)
	NIPPON INDIA STRATEGIC DEBT FUND (An open ended medium term debt scheme investing in instruments such that the Macaulay duration of the portfolio between 3 to 4 years.)
NISDF	NIPPON INDIA STRATEGIC DEBT FUND-SEGREGATED PORTFOLIO 1
NIJAPQ	NIPPON INDIA STRATEGIC DEBT FUND-SEGREGATED PORTFOLIO 2
NIJAPQ	NIPPON INDIA JAPAN EQUITY FUND (An open ended equity scheme following Japan focused theme)
NISENSEXETF	Nippon India ETF Sensex (An Open Ended Index Exchange Traded Fund)
NIWEL	NIPPON INDIA RETIREMENT FUND - WEALTH CREATION SCHEME (An open ended retirement solution oriented scheme having a lock-in of 5 years or till retirement age (whichever is earlier))
NIWEL-INC	NIPPON INDIA RETIREMENT FUND - INCOME GENERATION SCHEME (An open ended retirement solution oriented scheme having a lock-in of 5 years or till retirement age (whichever is earlier))
NIWEL-PSU	Nippon India Banking & PSU Debt Fund (An open ended debt scheme predominantly investing in Debt instruments of banks, Public Sector Undertakings, Public Financial Institutions and Municipal Bonds)
	NIPPON INDIA EQUITY SAVINGS FUND (An open ended equity scheme investing in equity, arbitrage and det
	Nippon India Equity Savings Fund - Segregated Portfolio 1
NIESF	Nippon India Equity Savings Fund - Segregated Portfolio 2
NIW20ETF	Nippon India ETF NV20 (An Open Ended Index Exchange Traded Fund)
NIUSEQ	NIPPON INDIA US EQUITY OPPORTUNITIES FUND (An open ended equity scheme following US focused theme)
NIITGTE	Nippon India ETF Long Term Gilt (An Open Ended Index Exchange Traded Fund)
NIADAF11PC	NIPPON INDIA DUAL ADVANTAGE FIXED TENURE FUND - XI - PLAN C (A Close Ended Hybrid Scheme)
NIADAF11PD	NIPPON INDIA DUAL ADVANTAGE FIXED TENURE FUND - XI - PLAN D (A Close Ended Hybrid Scheme)
NIADAF11PE	NIPPON INDIA DUAL ADVANTAGE FIXED TENURE FUND - XI - PLAN E (A Close Ended Hybrid Scheme)
EQCAPBUII.V.B	NIPPON INDIA CAPITAL BUILDER FUND IV - SERIES B (A Close Ended Equity Oriented Scheme)
NIHF35SR06	NIPPON INDIA FIXED HORIZON FUND - XXXV - SERIES 6 (A Close Ended Income Scheme)
NIHF35SR07	NIPPON INDIA FIXED HORIZON FUND - XXXV - SERIES 7 (A Close Ended Income Scheme)
NIHF35SR08	NIPPON INDIA FIXED HORIZON FUND - XXXV - SERIES 8 (A Close Ended Income Scheme)
NIHF35SR11	NIPPON INDIA FIXED HORIZON FUND - XXXV - SERIES 11 (A Close Ended Income Scheme)
NIADAF12PA	NIPPON INDIA DUAL ADVANTAGE FIXED TENURE FUND - XII - PLAN A (A Close Ended Hybrid Scheme)
NIHF35SR12	NIPPON INDIA FIXED HORIZON FUND - XXXV - SERIES 12 (A Close Ended Income Scheme)
NIHF35SR13	NIPPON INDIA FIXED HORIZON FUND - XXXV - SERIES 13 (A Close Ended Income Scheme)
NIHF35SR14	NIPPON INDIA FIXED HORIZON FUND - XXXV - SERIES 14 (A Close Ended Income Scheme)
NIHF35SR15	NIPPON INDIA FIXED HORIZON FUND - XXXV - SERIES 15 (A Close Ended Income Scheme)
NIHF35SR16	NIPPON INDIA FIXED HORIZON FUND - XXXV - SERIES 16 (A Close Ended Income Scheme)
NIHF36SR01	NIPPON INDIA FIXED HORIZON FUND - XXXVI - SERIES 1 (A Close Ended Income Scheme)
NIHF36SR02	NIPPON INDIA FIXED HORIZON FUND - XXXVI - SERIES 2 (A Close Ended Income Scheme)
NIHF36SR03	NIPPON INDIA FIXED HORIZON FUND - XXXVI - SERIES 3 (A Close Ended Income Scheme)
NIHF36SR05	NIPPON INDIA FIXED HORIZON FUND - XXXVI - SERIES 5 (A Close Ended Income Scheme)
NIHF36SR06	NIPPON INDIA FIXED HORIZON FUND - XXXVI - SERIES 6 (A Close Ended Income Scheme)
NIHF36SR07	NIPPON INDIA FIXED HORIZON FUND - XXXVI - SERIES 7 (A Close Ended Income Scheme)
NIHF36SR08	NIPPON INDIA FIXED HORIZON FUND - XXXVI - SERIES 8 (A Close Ended Income Scheme)
NIHF36SR09	NIPPON INDIA FIXED HORIZON FUND - XXXVI - SERIES 9 (A Close Ended Income Scheme)
NIHF37SR01	NIPPON INDIA FIXED HORIZON FUND - XXXVII - SERIES 1 (A Close Ended Income Scheme)
NIHF37SR03	NIPPON INDIA FIXED HORIZON FUND - XXXVII - SERIES 3 (A Close Ended Income Scheme)
NIHF37SR04	NIPPON INDIA FIXED HORIZON FUND - XXXVII - SERIES 4 (A Close Ended Income Scheme)
NIHF37SR05	NIPPON INDIA FIXED HORIZON FUND - XXXVII - SERIES 5 (A Close Ended Income Scheme)
NIHF37SR06	NIPPON INDIA FIXED HORIZON FUND - XXXVII - SERIES 6 (A Close Ended Income Scheme)
NIHF37SR09	NIPPON INDIA FIXED HORIZON FUND - XXXVII - SERIES 9 (A Close Ended Income Scheme)
NIHF37SR10	NIPPON INDIA FIXED HORIZON FUND - XXXVII - SERIES 10 (A Close Ended Income Scheme)
NIHF37SR12	NIPPON INDIA FIXED HORIZON FUND - XXXVII - SERIES 12 (A Close Ended Income Scheme)
NIIML	NIPPON INDIA NIVESH LAKSHYA FUND (An open ended debt scheme investing in instruments such that the Macaulay duration of the portfolio is greater than 7 years)
NIHF37SR15	NIPPON INDIA FIXED HORIZON FUND - XXXVII - SERIES 15 (A Close Ended Income Scheme)
NIHF38SR01	NIPPON INDIA FIXED HORIZON FUND - XXXVIII - SERIES 1 (A Close Ended Income Scheme)
NIHF38SR02	NIPPON INDIA FIXED HORIZON FUND - XXXVIII - SERIES 2 (A Close Ended Income Scheme)
NIHF38SR03	NIPPON INDIA FIXED HORIZON FUND - XXXVIII - SERIES 3 (A Close Ended Income Scheme)
NIHF38SR05	NIPPON INDIA FIXED HORIZON FUND - XXXVIII - SERIES 5 (A Close Ended Income Scheme)
NIHF38SR06	NIPPON INDIA FIXED HORIZON FUND - XXXVIII - SERIES 6 (A Close Ended Income Scheme)
NIHF38SR07	NIPPON INDIA FIXED HORIZON FUND - XXXVIII - SERIES 7 (A Close Ended Income Scheme)
NIHF38SR10	NIPPON INDIA FIXED HORIZON FUND - XXXVIII - SERIES 10 (A Close Ended Income Scheme)
NIHF38SR11	NIPPON INDIA FIXED HORIZON FUND - XXXVIII - SERIES 11 (A Close Ended Income Scheme)
NIHF38SR12	NIPPON INDIA FIXED HORIZON FUND - XXXVIII - SERIES 12 (A Close Ended Income Scheme)
NIHF38SR14	NIPPON INDIA FIXED HORIZON FUND - XXXVIII - SERIES 14 (A Close Ended Income Scheme)
NIHF39SR01	NIPPON INDIA FIXED HORIZON FUND - XXXIX - SERIES 1 (A Close Ended Income Scheme)
NIHF39SR02	NIPPON INDIA FIXED HORIZON FUND - XXXIX - SERIES 2 (A Close Ended Income Scheme)
NIHF39SR03	NIPPON INDIA FIXED HORIZON FUND - XXXIX - SERIES 3 (A Close Ended Income Scheme)
NIHF39SR04	NIPPON INDIA FIXED HORIZON FUND - XXXIX - SERIES 4 (A Close Ended Income Scheme)
NIHF39SR05	NIPPON INDIA FIXED HORIZON FUND - XXXIX - SERIES 5 (A Close Ended Income Scheme)
NIINDOFSER.A	NIPPON INDIA INDIA OPPORTUNITIES FUND - SERIES A (A Close-ended Equity Oriented Scheme)
NIHF39SR06	NIPPON INDIA FIXED HORIZON FUND - XXXIX - SERIES 6 (A Close Ended Income Scheme)
NIHF39SR08	NIPPON INDIA FIXED HORIZON FUND - XXXIX - SERIES 8 (A Close Ended Income Scheme)
NIHF39SR09	NIPPON INDIA FIXED HORIZON FUND - XXXIX - SERIES 9 (A Close Ended Income Scheme)
NIHF39SR11	NIPPON INDIA FIXED HORIZON FUND - XXXIX - SERIES 11 (A Close Ended Income Scheme)
NIHF39SR14	NIPPON INDIA FIXED HORIZON FUND - XXXIX - SERIES 14 (A Close Ended Income Scheme)
NIHF39SR15	NIPPON INDIA FIXED HORIZON FUND - XXXIX - SERIES 15 (A Close Ended Income Scheme)
NIHF40SR01	NIPPON INDIA FIXED HORIZON FUND - XXXX - SERIES 1 (A Close Ended Income Scheme)
NIHF40SR02	NIPPON INDIA FIXED HORIZON FUND - XXXX - SERIES 2 (A Close Ended Income Scheme)
NIHF40SR03	NIPPON INDIA FIXED HORIZON FUND - XXXX - SERIES 3 (A Close Ended Income Scheme)
NI ETF Nifty BeES	Nippon India ETF Nifty BeES (An Open Ended Index Exchange Traded Fund)
NIETF Junior BeES	Nippon India ETF Junior BeES (An Open Ended Index Exchange Traded Fund)
NIETF PSU Bank BeES	Nippon India ETF PSU Bank BeES (An Open Ended Index Exchange Traded Fund)
NIETF Gold BeES	Nippon India ETF Gold BeES (An Open Ended Gold Exchange Traded Fund)
NIETF Liquid BeES	NIPPON INDIA ETF LIQUID BeES (An open ended liquid scheme, listed on the Exchange in the form of an ETF, investing in Triparty Repo & Reverse Repo with daily Dividend and compulsory reinvestment of Dividend)
NIETF Bank BeES	Nippon India ETF Bank BeES (An Open Ended Index Exchange Traded Fund)
NIETF Shariah BeES	Nippon India ETF Shariah BeES (An Open Ended Index Exchange Traded Fund)
NIETF Hang Seng BeES	Nippon India ETF Hang Seng BeES (An Open Ended Index Exchange Traded Fund)
NIETF Infra BeES	Nippon India ETF Infra BeES (An Open Ended Index Exchange Traded Fund)
CPSE ETF	CPSE ETF (An Open Ended Index Exchange Traded Fund)
NIHF40SR04	NIPPON INDIA FIXED HORIZON FUND - XXXX - SERIES 4 (A Close Ended Income Scheme)
NIHF40SR05	NIPPON INDIA FIXED HORIZON FUND - XXXX - SERIES 5 (A Close Ended Income Scheme)
NIHF40SR06	NIPPON INDIA FIXED HORIZON FUND - XXXX - SERIES 6 (A Close Ended Income Scheme)
NIHF40SR07	NIPPON INDIA FIXED HORIZON FUND - XXXX - SERIES 7 (A Close Ended Income Scheme)
NIHF40SR08	NIPPON INDIA FIXED HORIZON FUND - XXXX - SERIES 8 (A Close Ended Income Scheme)
NIQF	Nippon India Overnight Fund (An open-ended debt scheme investing in overnight securities)
NIHF40SR11	NIPPON INDIA FIXED HORIZON FUND - XXXX - SERIES 11 (A Close Ended Income Scheme)
NIHF40SR12	NIPPON INDIA FIXED HORIZON FUND - XXXX - SERIES 12 (A Close Ended Income Scheme)
NIHF40SR14	NIPPON INDIA FIXED HORIZON FUND - XXXX - SERIES 14 (A Close Ended Income Scheme)
NIHF40SR15	NIPPON INDIA FIXED HORIZON FUND - XXXX - SERIES 15 (A Close Ended Income Scheme)
NIHF40SR16	NIPPON INDIA FIXED HORIZON FUND - XXXX - SERIES 16 (A Close Ended Income Scheme)
NIETF Nifty Midcap 150	Nippon India ETF Nifty Midcap 150 (An Open Ended Index Exchange Traded Fund)
NIHF40SR17	NIPPON INDIA FIXED HORIZON FUND - XXXX - SERIES 17 (A Close Ended Income Scheme)
NI Junior BeES FoF	Nippon India Junior BeES FoF (An Open Ended fund of funds scheme investing in Nippon India ETF Junior BeES)
NIHF40SR19	NIPPON INDIA FIXED HORIZON FUND - XXXX - SERIES 19 (A Close Ended Income Scheme)
NIHF41SR01	NIPPON INDIA FIXED HORIZON FUND - XLI - SERIES 1 (A Close Ended Income Scheme)
NIHF41SR04	NIPPON INDIA FIXED HORIZON FUND - XLI - SERIES 4 (A Close Ended Income Scheme)
NIHF41SR08	NIPPON INDIA FIXED HORIZON FUND - XLI - SERIES 8 (A Close Ended Income Scheme)
NIHF41SR10	NIPPON INDIA FIXED HORIZON FUND - XLI - SERIES 10 (A Close Ended Income Scheme)
NIHF41SR11	NIPPON INDIA FIXED HORIZON FUND - XLI - SERIES 11 (A Close Ended Income Scheme)
NIHF41SR12	NIPPON INDIA FIXED HORIZON FUND - XLI - SERIES 12 (A Close Ended Income Scheme)
NIETF Sensex Next 50	Nippon India ETF Sensex Next 50 (An Open Ended Index Exchange Traded Fund)
NIHF42SR04	NIPPON INDIA FIXED HORIZON FUND - XLII - SERIES 4 (A Close Ended Income Scheme)
NICPOF2.A	NIPPON INDIA CAPITAL PROTECTION ORIENTED FUND II - PLAN A (A Close-Ended Capital Protection Oriented Scheme)
NIFTYIT	Nippon India ETF Nifty IT (An open ended scheme replicating/ tracking NIFTY IT Index)

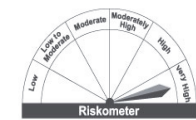
NIMAF Nippon India Multi Asset Fund (An open ended scheme investing in Equity, Debt and Exchange Traded Commodity Derivatives and Gold ETF)
NINS250 Nippon India Nifty Smallcap 250 Index Fund (An open ended scheme replicating/tracking Nifty Smallcap 250 Index)
NINCBSDL2024 Nippon India ETF Nifty CPSE Bond Plus SDL - 2024 Maturity (An open-ended Target Maturity Exchange Traded CPSE Bond PlusSDL Fund predominately investing in constituents of Nifty CPSEBond Plus SDL Sep 2024 50:50 Index)
NIPassive Flexicap FOF Nippon India Passive Flexicap FOF (An Open-ended Fund of Funds Scheme investing in units of ETFs/Index Funds of Nippon India Mutual Fund)
NIAAFOF Nippon India Asset Allocator FoF (An open ended fund of funds scheme investing in equity oriented schemes, debt oriented schemes and gold ETF of Nippon India Mutual Fund)
NIM150IF Nippon India Nifty Midcap 150 Index Fund (An open ended scheme replicating/tracking Nifty Midcap 150 Index)
NISDV20IF Nippon India Nifty 50 Value 20 Index Fund (An open ended scheme replicating/tracking Nifty 50 Value 20 Index)
NISDL2026 Nippon India ETF Nifty SDL - 2026 Maturity(An open-ended Target Maturity Exchange Traded SDL Fund predominately investing in constituents of Nifty SDL Apr 2026 Top 20 Equal Weight Index).
Matured schemes and Notes Security matured and default beyond its maturity date as on 31st March 2021 (forming part of net current assets) is as follows :-

Monthly Portfolio Statement as on March 31,2021

ISIN	Name of the Instrument	Industry / Rating	Quantity	Market/Fair Value (Rs. in Lacs)	% to NAV	YIELD
(a) Listed / awaiting listing on Stock Exchanges						
INE200M0103	Vaun Beverages Limited	Consumer Non Durables	40,67,455	40,794.54	4.52%	
INE149A01033	Cholamandalam Financial Holdings Limited	Finance	61,25,254	36,702.52	4.06%	
INE090A01021	ICICI Bank Limited	Banks	47,79,048	27,818.84	3.08%	
INE226A01021	Volta Limited	Consumer Durables	25,36,762	25,417.09	2.81%	
INE208A01029	Ashok Leyland Limited	Auto	2,22,55,000	25,259.43	2.80%	
INE949L01017	AU Small Finance Bank Limited	Banks	20,38,745	25,032.73	2.77%	
INE180A01020	Max Financial Services Limited	Insurance	27,75,299	23,852.31	2.64%	
INE549C01032	Ensam Limited	Consumer Non Durables	48,30,539	23,476.42	2.60%	
INE647A01010	SRF Limited	Chemicals	4,27,129	23,111.10	2.56%	
INE1010V0117	L&T Technology Services Limited	Engineering Services	8,60,402	22,834.21	2.53%	
INE356A01018	Mphasis Limited	Software	11,76,486	20,900.27	2.31%	
INE647O01011	Aditya Birla Fashion and Retail Limited	Retailing	97,89,036	19,700.43	2.18%	
INE825A01012	Vardhman Textiles Limited	Textiles - Cotton	14,62,791	18,962.94	2.10%	
INE121A01024	Cholamandalam Investment and Finance Company Limited	Finance	32,15,000	17,965.42	1.99%	
INE437A01024	Apollo Hospitals Enterprise Limited	Healthcare Services	6,14,666	17,841.60	1.98%	
INE749A01030	Jindal Steel & Power Limited	Ferrous Metals	50,50,000	17,351.80	1.92%	
INE192A01025	Tata Consumer Products Limited	Consumer Non Durables	26,80,450	17,125.40	1.90%	
INE058A01010	Sanofi India Limited	Pharmaceuticals	2,16,777	17,091.89	1.89%	
INE465A01025	Bharat Forge Limited	Industrial Products	28,55,129	17,015.14	1.88%	
INE438A01022	Apollo Tyres Limited	Auto Ancillaries	70,31,534	15,729.52	1.74%	
INE823G01014	JK Cement Limited	Cement & Cement Products	5,08,252	14,725.33	1.63%	
INE86F01025	United Breweries Limited	Consumer Non Durables	11,57,201	14,366.07	1.59%	
INE142Z01019	Orient Electric Limited	Consumer Durables	43,64,833	13,594.27	1.51%	
INE191H01014	PVR Limited	Entertainment	11,08,272	13,589.08	1.50%	
INE061F01013	Fortis Healthcare Limited	Healthcare Services	68,17,923	13,577.89	1.50%	
INE233A01024	Bharat Electronics Limited	Aerospace & Defense	1,03,26,249	12,918.14	1.43%	
INE935N01020	Dixon Technologies (India) Limited	Consumer Durables	3,42,323	12,570.61	1.39%	
INE114A01011	Steel Authority of India Limited	Ferrous Metals	1,59,00,000	12,529.20	1.39%	
INE484J01027	Godrej Properties Limited	Construction	8,73,234	12,284.22	1.36%	
INE171A01029	The Federal Bank Limited	Banks	1,52,00,000	11,521.60	1.28%	
INE335Y01012	Indian Railway Catering And Tourism Corporation Limited	Transportation	6,50,000	11,420.50	1.26%	
INE733E01010	NTPC Limited	Power	97,97,396	10,429.47	1.15%	
INE323A01026	Bosch Limited	Auto Ancillaries	73,206	10,313.55	1.14%	
INE288B01029	Deepak Nitrite Limited	Chemicals	6,14,614	10,181.08	1.13%	
INE774D01024	Mahindra & Mahindra Financial Services Limited	Finance	51,00,000	10,146.45	1.12%	
INE571A01020	IPCA Laboratories Limited	Pharmaceuticals	5,18,694	9,874.64	1.09%	
INE591G01017	Colgate Limited	Software	3,23,396	9,465.64	1.05%	
INE949D01020	Trent Limited	Retailing	12,42,466	9,331.54	1.03%	
INE787D01026	Balkrishna Industries Limited	Auto Ancillaries	5,50,401	9,293.52	1.03%	
INE603J01030	PI Industries Limited	Pesticides	3,79,970	8,580.29	0.95%	
INE029A01011	Bharat Petroleum Corporation Limited	Petroleum Products	19,46,790	8,331.29	0.92%	
INE780C01023	JM Financial Limited	Finance	96,93,135	8,195.55	0.91%	
INE462A01022	Bayer Cropscience Limited	Pesticides	1,48,548	7,935.29	0.88%	
INE290U01018	Crompton Greaves Consumer Electricals Limited	Consumer Durables	19,80,694	7,774.22	0.86%	
INE136B01020	Cyient Limited	Software	11,82,218	7,654.27	0.85%	
INE976G01028	RBL Bank Limited	Banks	36,61,078	7,508.57	0.84%	
INE781H01022	Page Industries Limited	Textile Products	24,774	7,510.85	0.83%	
INE741K01010	CreditAccess Grameen Limited	Finance	11,15,399	7,481.54	0.83%	
INE974X01010	Tube Investments of India Limited	Auto Ancillaries	6,18,847	7,385.01	0.82%	
INE134E01011	Power Finance Corporation Limited	Finance	64,48,568	7,335.25	0.81%	
INE813H01021	Torrent Power Limited	Power	17,17,341	7,278.09	0.81%	
INE00R701025	Dalmia Bharat Limited	Cement & Cement Products	4,33,944	6,895.37	0.76%	
INE671A01010	Honeywell Automation India Limited	Industrial Capital Goods	14,353	6,814.78	0.75%	
INE211B01039	The Phoenix Mills Limited	Construction	8,26,224	6,449.92	0.71%	
INE628A01036	UPL Limited	Pesticides	10,00,000	6,418.50	0.71%	
INE683F01024	Info Edge (India) Limited	Retailing	1,49,403	6,395.27	0.71%	
INE022O01020	Indian Energy Exchange Limited	Capital Markets	18,20,000	6,056.96	0.67%	
INE331A01037	The Ramco Cements Limited	Cement & Cement Products	5,66,202	5,676.46	0.63%	
INE933K01021	Bajaj Consumer Care Limited	Consumer Non Durables	20,19,629	5,249.02	0.58%	
INE599M01018	Just Dial Limited	Retailing	6,05,938	5,228.94	0.58%	
INE982F01036	Hathway Cable & Datacom Limited	Entertainment	1,90,00,000	4,883.00	0.54%	
INE732U01013	Angel Broking Limited	Capital Markets	16,11,718	4,693.32	0.52%	
INE789A01020	Aarti Industries Limited	Chemicals	3,00,000	3,952.35	0.44%	
INE788C01010	Zydus Wellness Limited	Consumer Non Durables	1,85,000	3,647.37	0.40%	
INE285B01017	Spicejet Limited	Transportation	50,00,000	3,465.00	0.38%	
INE094J01016	UTI Asset Management Company Limited	Capital Markets	5,15,417	3,004.88	0.33%	
INE750A01020	Oriental Hotels Limited	Leisure Services	1,23,87,371	2,824.32	0.31%	
INE880Y01026	Fine Organic Industries Limited	Chemicals	1,15,464	2,637.02	0.29%	
INE998B01013	Sanghi Industries Limited	Cement & Cement Products	55,98,110	2,374.95	0.26%	
INE565V01010	Valiant Organics Limited	Chemicals	1,80,000	2,325.51	0.26%	
INE947O01027	Aditya Birla Fashion and Retail Limited - Partly Paid Up	Retailing	11,44,173	1,932.51	0.21%	
INE481N01025	Home First Finance Company India Limited	Finance	4,00,064	1,793.89	0.20%	
INE195A01028	Supreme Industries Limited	Industrial Products	51,286	1,047.62	0.12%	
INE864U01014	MTAR Technologies Limited	Aerospace & Defense	90,046	921.80	0.10%	
INE00L001017	Craftsman Automation Limited	Auto Ancillaries	60,410	857.49	0.09%	
Subtotal				8,64,741.57	95.70%	
(b) UNLISTED						
INE671B01018	Globsyn Technologies Limited **	Miscellaneous	2,00,000	0.00	0.00%	
Subtotal				0.00	0.00%	
Total				8,64,741.57	95.70%	
Money Market Instruments						
Triparty Repo/ Reverse Repo Instrument						
Triparty Repo				24,718.08	2.74%	
Reverse Repo				15,115.84	1.67%	
Total				39,833.92	4.41%	
Exchange Traded Funds						
INF204KA1LD7	Nippon India ETF Consumption		13,20,000	851.80	0.09%	
INF204K014N5	Nippon India ETF Nifty 100		1,00,000	156.98	0.02%	
Total				1,008.78	0.11%	
OTHERS						
Cash Margin - Derivatives				2,850.00	0.32%	
Cash Margin - CCIL				25.06	0.00%	
Total				2,875.06	0.32%	
Net Current Assets				(6,369.35)	-0.54%	
GRAND TOTAL				9,63,089.98	100.00%	

\$ Less Than 0.01% of NAV

** Non Traded Securities/Illiquid Securities

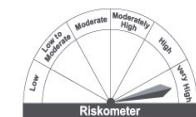


Investors understand that their principal will be at Very High risk

Monthly Portfolio Statement as on March 31,2021

ISIN	Name of the Instrument	Industry / Rating	Quantity	Market/Fair Value (Rs. in Lacs)	% to NAV	YIELD
Equity & Equity related						
(a) Listed / awaiting listing on Stock Exchanges						
INE009A01021	Infosys Limited	Software	12,67,412	17,338.83	6.13%	
INE040A01034	HDFC Bank Limited	Banks	11,22,755	16,770.03	5.93%	
INE090A01021	ICICI Bank Limited	Banks	23,66,942	13,777.97	4.87%	
INE671A01010	Honeywell Automation India Limited	Industrial Capital Goods	22,716	10,785.52	3.81%	
INE002A01018	Reliance Industries Limited	Petroleum Products	4,63,445	9,283.27	3.28%	
INE018A01030	Larsen & Toubro Limited	Construction Project	6,48,000	9,194.47	3.25%	
INE121A01024	Cholamandalam Investment and Finance Company Limited	Finance	12,50,000	6,985.00	2.47%	
INE307D01024	Bharti Airtel Limited	Telecom - Services	12,06,255	6,239.96	2.21%	
INE647A01010	SRF Limited	Chemicals	1,13,577	6,145.42	2.17%	
INE062A01020	State Bank of India	Banks	16,82,432	6,129.10	2.17%	
INE001A01036	Housing Development Finance Corporation Limited	Finance	2,41,694	6,037.76	2.13%	
INE238A01034	Axis Bank Limited	Banks	8,39,583	5,855.67	2.07%	
INE081A01012	Tata Steel Limited	Ferrous Metals	7,13,845	5,795.35	2.05%	
INE229A01021	Volvo Limited	Consumer Durables	5,66,197	5,973.01	2.00%	
INE647O01011	Aditya Birla Fashion and Retail Limited	Retailing	23,67,653	4,764.90	1.68%	
INE603J01030	PI Industries Limited	Pesticides	2,09,872	4,739.22	1.67%	
INE154A01025	ITC Limited	Consumer Non Durables	21,26,491	4,646.38	1.64%	
INE299U01018	Crompton Greaves Consumer Electricals Limited	Consumer Durables	11,75,300	4,613.05	1.63%	
INE208A01029	Ashok Leyland Limited	Auto	40,32,372	4,576.74	1.62%	
INE263A01024	Bharat Electronics Limited	Pharmaceuticals	38,30,169	4,541.94	1.60%	
INE192A01025	Tata Consumer Products Limited	Consumer Non Durables	6,80,569	4,348.16	1.54%	
INE437A01024	Apollo Hospitals Enterprise Limited	Healthcare Services	1,45,600	4,226.26	1.49%	
INE030A01027	Hindustan Unilever Limited	Consumer Non Durables	1,73,783	4,225.53	1.49%	
INE061F01013	Fortis Healthcare Limited	Healthcare Services	21,00,000	4,182.15	1.48%	
INE949L01017	AJ Small Finance Bank Limited	Banks	3,34,045	4,101.57	1.45%	
INE044A01036	Sun Pharmaceutical Industries Limited	Pharmaceuticals	6,75,023	4,035.29	1.43%	
INE849A01020	Trent Limited	Retailing	5,36,600	4,030.13	1.42%	
INE467B01029	Tata Consultancy Services Limited	Software	1,17,748	3,741.85	1.32%	
INE860A01027	HCL Technologies Limited	Software	3,72,571	3,661.07	1.29%	
INE180A01020	Max Financial Services Limited	Insurance	4,15,000	3,566.72	1.26%	
INE237A01028	Kotak Mahindra Bank Limited	Banks	2,00,202	3,509.54	1.24%	
INE755G01017	ICICI Lombard General Insurance Company Limited	Insurance	2,42,857	3,480.63	1.23%	
INE655A01028	Torrent Pharmaceuticals Limited	Pharmaceuticals	1,33,240	3,391.02	1.20%	
INE465A01025	Bharat Forge Limited	Industrial Products	5,67,500	3,382.02	1.20%	
INE761H01022	Page Industries Limited	Textile Products	11,000	3,334.92	1.18%	
INE214T01019	Larsen & Toubro Infotech Limited	Software	80,454	3,261.85	1.15%	
INE200M01013	Varun Beverages Limited	Consumer Non Durables	3,06,610	3,075.14	1.09%	
INE012A01025	ACC Limited	Cement & Cement Products	1,61,467	3,073.50	1.09%	
INE021A01026	Asian Paints Limited	Consumer Non Durables	1,18,941	3,018.01	1.07%	
INE245A01021	Tata Power Company Limited	Power	27,71,154	2,861.22	1.01%	
IN9002A01024	Reliance Industries Limited - Party Paid Up	Petroleum Products	2,51,040	2,737.59	0.97%	
INE296A01024	Bajaj Finance Limited	Finance	52,632	2,710.47	0.96%	
INE335V01012	Indian Railway Catering And Tourism Corporation Limited	Transportation	1,52,000	2,670.64	0.94%	
INE540L01014	Alkem Laboratories Limited	Pharmaceuticals	96,000	2,659.01	0.94%	
INE123W01016	SBI Life Insurance Company Limited	Insurance	2,80,000	2,466.38	0.87%	
INE053F01010	Indian Railway Finance Corporation Limited	Finance	1,07,68,600	2,466.01	0.87%	
INE494B01023	TVS Motor Company Limited	Auto	4,15,022	2,428.09	0.86%	
INE038A01020	Hindalco Industries Limited	Non - Ferrous Metals	6,80,000	2,222.58	0.79%	
INE068V01023	Gland Pharma Limited	Pharmaceuticals	84,409	2,091.91	0.74%	
INE918B01018	Bajaj Finserv Limited	Insurance	21,609	2,089.29	0.74%	
INE83A01011	MRF Limited	Auto Ancillaries	2,439	2,008.31	0.71%	
INE280A01028	Titan Company Limited	Consumer Durables	1,26,000	1,963.14	0.69%	
INE018E01016	SBI Cards and Payment Services Limited	Finance	2,10,661	1,955.46	0.69%	
INE093H01010	Oberoi Realty Limited	Construction	3,33,933	1,920.62	0.68%	
INE462A01022	Bayer Cropscience Limited	Pesticides	34,976	1,868.38	0.66%	
INE010V01017	L&T Technology Services Limited	Engineering Services	70,000	1,857.73	0.66%	
INE101A01026	Mahindra & Mahindra Limited	Auto	2,15,000	1,799.79	0.60%	
INE211B01039	The Phoenix Mills Limited	Construction	2,16,869	1,692.99	0.60%	
INE149A01033	Cholamandalam Financial Holdings Limited	Finance	2,81,450	1,686.45	0.60%	
INE741K01010	CreditAccess Grameen Limited	Finance	2,46,775	1,655.24	0.58%	
INE733E01010	NTPC Limited	Power	15,25,434	1,625.35	0.57%	
INE976S01028	RBL Bank Limited	Banks	7,67,319	1,592.57	0.56%	
INE094A01015	Hindustan Petroleum Corporation Limited	Petroleum Products	6,58,732	1,544.73	0.55%	
INE003A01024	Siemens Limited	Industrial Capital Goods	81,786	1,508.13	0.53%	
INE797F01012	Jubilant Foodworks Limited	Leisure Services	50,000	1,455.48	0.51%	
INE00R701025	Dalmia Bharat Limited	Cement & Cement Products	90,839	1,443.43	0.51%	
INE361B01024	Div's Laboratories Limited	Pharmaceuticals	35,000	1,267.98	0.45%	
INE029A01011	Bharat Petroleum Corporation Limited	Petroleum Products	2,64,359	1,131.32	0.40%	
INE162A01018	Pfizer Limited	Pharmaceuticals	12,000	542.99	0.19%	
	Subtotal			2,81,369.63	99.43%	
	(b) UNLISTED			NIL	NIL	NIL
	Subtotal			NIL	NIL	NIL
	Total			2,81,369.63	99.43%	
	Money Market Instruments					
	Triparty Repo/ Reverse Repo Instrument					
	Triparty Repo			893.58	0.32%	
	Reverse Repo			546.45	0.19%	
	Total			1,440.03	0.51%	
	OTHERS					
	Cash Margin - Derivatives			600.00	0.21%	
	Cash Margin - CCL			2.11	0.00%	
	Total			602.11	0.21%	
	Net Current Assets			(427.72)	-0.15%	
	GRAND TOTAL			2,82,984.05	100.00%	

§ Less Than 0.01% of NAV



Investors understand that their principal will be at Very High risk

Monthly Portfolio Statement as on March 31,2021

ISIN	Name of the Instrument	Industry / Rating	Quantity	Market/Fair Value (Rs. in Lacs)	% to NAV	YIELD
Debt Instruments						
(a) Listed / awaiting listing on Stock Exchange						
Government Securities						
IN2220120108	8.82% State Government Securities	SOVEREIGN	1,10,00,000	11,719.97	5.09%	4.94%
IN0020130012	7.16% Government of India	SOVEREIGN	95,00,000	9,997.76	4.34%	4.55%
IN0020160050	6.84% Government of India	SOVEREIGN	35,00,000	3,647.99	1.58%	4.25%
IN0020120013	8.15% Government of India	SOVEREIGN	25,00,000	2,615.80	1.14%	4.13%
Non Convertible Debentures						
INE556F08JF7	8.5% Small Industries Dev Bank of India **	CARE AAA	1,000	10,108.80	4.39%	3.34%
INE001A07SV5	4.23% Housing Development Finance Corporation Limited	CRISIL AAA	1,000	10,005.10	4.35%	4.15%
INE062A08256	6.24% State Bank of India	CRISIL AAA	1,000	9,822.31	4.27%	6.70%
INE053F07942	6.7% Indian Railway Finance Corporation Limited **	CRISIL AAA	600	6,104.32	2.65%	3.91%
INE115A07NY8	8.79% LIC Housing Finance Limited **	CRISIL AAA	500	5,936.38	2.58%	5.76%
INE936D07067	8.95% Jamnagar Utilities & Power Private Limited	CRISIL AAA	500	5,338.07	2.32%	5.40%
INE020B08CD3	7.09% REC Limited **	CRISIL AAA	500	5,179.92	2.25%	4.82%
INE101A08112	6.19% Mahindra & Mahindra Limited **	CRISIL AAA	500	5,127.01	2.22%	4.93%
INE733E07KH1	6.72% NTPC Limited **	CRISIL AAA	500	5,088.53	2.21%	3.84%
INE790Z07012	9.04% IndInfraTrust **	CRISIL AAA	500	5,061.15	2.20%	8.00%
INE261F08CX2	5.53% National Bank For Agriculture and Rural Development	ICRA AAA	500	5,018.96	2.18%	5.38%
INE121A07PU9	5.68% Cholamandalam Investment and Finance Company Limited **	ICRA AA+	500	4,982.14	2.16%	5.88%
INE891A07B06	5% Axis Finance Limited **	CRISIL AAA	500	4,961.41	2.16%	5.46%
INE296A07RM2	4.66% Bajaj Finance Limited **	CRISIL AAA	500	4,954.60	2.15%	5.23%
INE134E08KG2	7.35% Power Finance Corporation Limited **	CRISIL AAA	450	4,666.60	2.03%	4.77%
INE891H07EQ6	7.67% L & T Infrastructure Finance Company Limited **	CRISIL AAA	400	4,102.49	1.78%	4.88%
INE540P07129	8.48% U.P. Power Corporation Limited **	FITCH AA(C)	400	4,058.68	1.76%	5.97%
INE020B08CH4	7.12% REC Limited **	CRISIL AAA	310	3,219.36	1.40%	5.05%
INE020B08BV7	8.1% REC Limited **	CRISIL AAA	300	3,193.84	1.39%	5.84%
INE219X07017	8.6% India Grid Trust InvT Fund **	CRISIL AAA	300	3,159.13	1.37%	6.44%
INE160A08159	7.25% Punjab National Bank	CRISIL AA+	300	2,959.72	1.29%	7.61%
INE062A08165	8.9% State Bank of India **	CRISIL AAA	250	2,688.33	1.17%	5.67%
INE124N07507	9.8% Ess Kay Fincorp Limited **	ICRA AA+(C)	300	2,674.31	1.16%	10.00%
INE75607CY5	7.57% HDB Financial Services Limited **	CRISIL AAA	250	2,592.91	1.13%	5.42%
INE537P07539	8.25% India InfraDebt Limited **	CRISIL AAA	250	2,592.40	1.13%	7.21%
INE261F08A07	8.6% National Bank For Agriculture and Rural Development **	CRISIL AAA	250	2,591.52	1.13%	4.03%
INE134E08KO6	6.83% Power Finance Corporation Limited **	CRISIL AAA	250	2,587.37	1.12%	5.00%
INE115A07MG7	7.42% LIC Housing Finance Limited **	CRISIL AAA	250	2,581.77	1.12%	4.72%
INE537P07547	8% India InfraDebt Limited **	CRISIL AAA	250	2,571.39	1.12%	7.26%
INE540P07137	8.48% U.P. Power Corporation Limited **	FITCH AA(C)	250	2,567.00	1.12%	6.84%
INE001A07SC5	6.99% Housing Development Finance Corporation Limited **	CRISIL AAA	250	2,545.96	1.11%	4.00%
INE522D07S56	6.35% Manappuram Finance Limited **	CRISIL AA	250	2,545.69	1.11%	6.17%
INE020B08DC3	5.69% REC Limited **	CRISIL AAA	250	2,523.34	1.10%	5.26%
INE261F08CV6	5.09% National Bank For Agriculture and Rural Development	ICRA AAA	250	2,508.81	1.09%	4.88%
INE322J08024	5.85% Bharat Oman Refineries Limited **	CRISIL AA+	250	2,485.91	1.08%	6.10%
INE261F08CK9	5.14% National Bank For Agriculture and Rural Development	ICRA AAA	250	2,484.14	1.08%	5.38%
INE296A07RB5	7.1% Bajaj Finance Limited **	CRISIL AAA	200	2,061.88	0.90%	5.30%
INE261F08B08	6.7% National Bank For Agriculture and Rural Development **	CRISIL AAA	200	2,060.85	0.90%	4.88%
INE775A08048	6.65% Motherhood Suni Systems Limited **	FITCH AAA	200	2,019.38	0.88%	6.19%
INE445L08334	8.12% Nabha Power Limited **	ICRA AA+(C)	200	2,006.42	0.87%	3.76%
INE115A07OL3	7.75% LIC Housing Finance Limited **	CRISIL AAA	150	1,579.43	0.69%	5.93%
INE963H07039	8.5% Swarna Tollway Private Limited **	CRISIL AAA	150	1,508.88	0.66%	7.26%
INE002A08625	7.05% Reliance Industries Limited **	CRISIL AAA	100	1,045.22	0.45%	5.02%
INE020B08AP1	7.45% REC Limited **	CRISIL AAA	100	1,040.84	0.45%	4.82%
INE041007043	6.7% Embassy Office Parks REIT **	CRISIL AAA	100	1,000.84	0.43%	6.83%
INE261F08AT4	8.5% National Bank For Agriculture and Rural Development **	CRISIL AAA	50	531.01	0.23%	4.87%
INE134E08KN8	6.98% Power Finance Corporation Limited	CRISIL AAA	50	518.82	0.23%	5.00%
INE522D07BW8	7.45% Manappuram Finance Limited **	CRISIL AA	50	506.34	0.22%	6.90%
Zero Coupon Bonds						
INED41007019	Embassy Office Parks REIT **	CRISIL AAA	1,050	12,720.75	5.53%	5.21%
INE134E08993	Power Finance Corporation Limited **	CRISIL AAA	1,500	1,382.67	0.60%	4.77%
Subtotal				2,09,554.02	91.08%	
(b) Privately placed / Unlisted						
Subtotal				NIL	NIL	NIL
(c) Securitised Debt						
INE036815016	Mobil Trust Series-14 **	FITCH AAA(SO)	50,00,00,000	3,664.00	1.59%	9.70%
INE001T15040	Innovation Trust XXX **	CRISIL AA(SO)	39	1,450.47	0.63%	12.06%
INE05ME15023	Indian Receivable Trust 18 - Feb 2019 **	CARE A(SO)	1,080	815.35	0.35%	13.39%
Subtotal				5,929.82	2.57%	
Total				2,15,483.84	93.65%	
Derivatives						
Interest Rate Swaps						
Interest Rate Swaps Pay Fix Receive Floating (01/12/2023) (FV 12500 Lacs)				149.85	0.07%	
Total				149.85	0.07%	
Money Market Instruments						
Triparty Repo/ Reverse Repo Instrument						
Triparty Repo				8,113.21	3.52%	
Reverse Repo				4,961.47	2.16%	
Total				13,074.68	5.68%	
OTHERS						
Cash Margin - CCL				7.13	0.00%	
Total				7.13	0.00%	
Net Current Assets				1,480.43	0.60%	
GRAND TOTAL				2,30,195.93	100.00%	

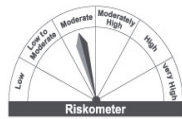
** Non Traded Securities/Illiquid Securities
\$ Less Than 0.01% of NAV



Monthly Portfolio Statement as on March 31, 2021

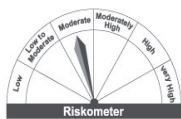
ISIN	Name of the Instrument	Industry / Rating	Quantity	Market/Fair Value (Rs. in Lacs)	% to NAV	YIELD
Debt Instruments						
(a) Listed / awaiting listing on Stock Exchange						
Government Securities						
IN0020200245	6.22% Government of India	SOVEREIGN	65,00,000	6,214.36	20.31%	6.71%
IN0020190016	7.27% Government of India	SOVEREIGN	35,00,000	3,694.23	12.08%	5.97%
IN0020150093	7.59% Government of India	SOVEREIGN	25,00,000	2,670.51	8.73%	5.93%
IN0020170026	6.79% Government of India	SOVEREIGN	25,00,000	2,578.51	8.43%	6.16%
IN0020200996	6.19% Government of India	SOVEREIGN	25,00,000	2,392.05	7.82%	6.68%
IN2220200199	6.76% State Government Securities	SOVEREIGN	20,00,000	1,991.86	6.51%	6.53%
IN2220200330	6.67% State Government Securities	SOVEREIGN	3,00,000	296.12	0.97%	6.83%
IN0020200070	5.79% Government of India	SOVEREIGN	40,200	38.49	0.13%	6.41%
IN0020190065	7.57% Government of India	SOVEREIGN	14,400	15.45	0.05%	6.68%
IN0020190362	6.45% Government of India	SOVEREIGN	800	0.80	\$0.00%	6.39%
IN0020200153	5.77% Government of India	SOVEREIGN	700	0.67	\$0.00%	6.32%
IN0020180454	7.26% Government of India	SOVEREIGN	600	0.63	\$0.00%	6.44%
IN2920160123	8.19% State Government Securities	SOVEREIGN	90	0.10	\$0.00%	6.48%
Non Convertible Debentures						
INE103D08021	6.79% Bharat Sanchar Nigam Limited	CRISIL AAA(CE)	250	2,487.48	8.13%	6.98%
INE861G08076	6.65% Food Corporation Of India	ICRA AAA(CE)	250	2,450.85	8.01%	6.93%
INE660A08CG1	7.78% Sundaram Finance Limited	CRISIL AAA	50	500.24	1.64%	7.77%
Subtotal				25,332.35	82.81%	
(b) Privately placed / Unlisted						
Subtotal				NIL	NIL	NIL
(c) Securitised Debt						
Subtotal				NIL	NIL	
Total				25,332.35	82.81%	
Money Market Instruments						
Triparty Repo/ Reverse Repo Instrument						
Triparty Repo				3,071.67	10.04%	
Reverse Repo				1,878.42	6.14%	
Total				4,950.09	16.16%	
OTHERS						
Cash Margin - CCIL				9.26	0.03%	
Total				9.26	0.03%	
Net Current Assets				300.54	0.98%	
GRAND TOTAL				30,992.24	100.00%	

\$ Less Than 0.01% of NAV



Investors understand that their principal will be at Moderate risk

** Non Traded Securities/Illiquid Securities
\$ Less Than 0.01% of NAV

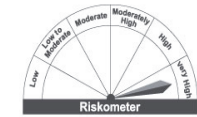


Riskometer
Investors understand that their principal
will be at Moderate risk

Monthly Portfolio Statement as on March 31,2021

ISIN	Name of the Instrument	Industry / Rating	Quantity	Market/Fair Value (Rs. in Lacs)	% to NAV	YIELD
Equity & Equity related						
(a) Listed / awaiting listing on Stock Exchanges						
INE090A01021	ICICI Bank Limited	Banks	76,53,830	44,552.94	16.76%	
INE040A01034	HDFC Bank Limited	Banks	21,74,332	32,476.91	12.22%	
INE062A01020	State Bank of India	Banks	88,30,830	32,170.71	12.10%	
INE238A01034	Axis Bank Limited	Banks	35,55,216	24,795.85	9.33%	
INE171A01029	The Federal Bank Limited	Banks	1,71,66,730	13,012.38	4.89%	
INE123W01016	SBI Life Insurance Company Limited	Insurance	12,00,000	10,570.20	3.98%	
INE028A01039	Bank of Baroda	Banks	1,27,26,740	9,430.51	3.55%	
INE414G01012	Muthoot Finance Limited	Finance	6,68,321	8,059.28	3.03%	
INE91801018	Bajaj Finserv Limited	Insurance	79,161	7,653.76	2.88%	
INE018E01016	SBI Cards and Payment Services Limited	Finance	8,03,027	7,454.10	2.80%	
INE511C01022	Magma Fincorp Limited	Finance	60,84,122	6,698.62	2.52%	
INE180A01020	Max Financial Services Limited	Insurance	7,54,722	6,486.46	2.44%	
INE149A01033	Cholamandalam Financial Holdings Limited	Finance	10,59,942	6,351.17	2.39%	
INE095A01012	IndusInd Bank Limited	Banks	6,19,172	5,909.69	2.22%	
INE237A01028	Kotak Mahindra Bank Limited	Banks	3,00,000	5,259.00	1.98%	
INE134E01011	Power Finance Corporation Limited	Finance	45,00,000	5,118.75	1.93%	
INE976G01028	RBL Bank Limited	Banks	23,89,100	4,958.58	1.87%	
INE33801027	Motilal Oswal Financial Services Limited	Capital Markets	7,85,066	4,905.09	1.84%	
INE741K01010	CreditAccess Grameen Limited	Finance	6,35,438	4,252.20	1.60%	
INE732B01013	Angel Broking Limited	Capital Markets	14,00,336	4,077.78	1.53%	
INE036D01028	Karur Vysya Bank Limited	Banks	65,02,844	3,615.58	1.36%	
INE053F01010	Indian Railway Finance Corporation Limited	Finance	1,33,07,300	3,047.37	1.15%	
INE572E01012	PNB Housing Finance Limited	Finance	7,75,212	2,906.27	1.09%	
INE476A01014	Canara Bank	Banks	17,00,000	2,587.40	0.97%	
INE481Y01014	General Insurance Corporation of India	Insurance	11,97,778	2,388.37	0.90%	
INE01A13049	Housing Development Finance Corporation Limited (Warrant)	Finance	38,400	285.70	0.11%	
Subtotal				2,59,034.67	97.44%	
(b) UNLISTED						
Subtotal				NIL	NIL	NIL
Total				2,59,034.67	97.44%	
Money Market Instruments						
Triparty Repo/ Reverse Repo Instrument						
Triparty Repo				2,532.26	0.95%	
Reverse Repo				1,548.55	0.58%	
Total				4,080.81	1.53%	
OTHERS						
Cash Margin - Derivatives				1,925.00	0.72%	
Cash Margin - CCIL				9.07	0.00%	
Total				1,934.07	0.72%	
Net Current Assets				823.10	0.31%	
GRAND TOTAL				2,65,872.65	100.00%	

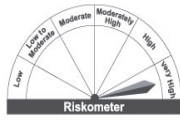
§ Less Than 0.01% of NAV



Investors understand that their principal will be at Very High risk

INE528G08394	9% Yes Bank Limited **#	ICRAD	1,093	0.00	\$0.00%
	Subtotal			0.00	0.00%
	(b) Privately placed / Unlisted			NIL	NIL
	Subtotal			NIL	NIL
	(c) Securitised Debt			NIL	NIL
	Subtotal			NIL	NIL
	Total			0.00	0.00%
	Net Current Assets			0.00	100.00%
	GRAND TOTAL			0.00	100.00%

Securities classified as below investment grade or default
** Non Traded Securities/Illiquid Securities
\$ Less Than 0.01% of NAV

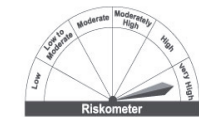


Investors understand that their principal will be at Very High risk

Monthly Portfolio Statement as on March 31,2021

ISIN	Name of the Instrument	Industry / Rating	Quantity	Market/Fair Value (Rs. in Lacs)	% to NAV	YIELD
Equity & Equity related						
(a) Listed / awaiting listing on Stock Exchanges						
INE018A01030	Larsen & Toubro Limited	Construction Project	9,75,000	13,834.28	10.23%	
INE397D01024	Bharti Airtel Limited	Telecom - Services	18,50,000	10,087.35	7.48%	
INE263A01024	Bharat Electronics Limited	Aerospace & Defense	69,00,000	8,631.90	6.38%	
INE002A01018	Reliance Industries Limited	Petroleum Products	4,00,000	8,012.40	5.92%	
INE733E01010	NTPC Limited	Power	65,00,000	6,925.75	5.12%	
INE481G01011	UltraTech Cement Limited	Cement & Cement Products	1,00,000	6,737.95	4.98%	
INE688B01028	NCC Limited	Construction Project	70,00,000	5,530.00	4.09%	
INE742F01042	Adani Ports and Special Economic Zone Limited	Transportation	7,50,000	5,268.00	3.89%	
INE029A01011	Bharat Petroleum Corporation Limited	Petroleum Products	12,25,000	5,242.39	3.88%	
INE786A01032	JK Lakshmi Cement Limited	Cement & Cement Products	12,00,000	5,195.40	3.84%	
INE220B01022	Kalpataru Power Transmission Limited	Power	11,00,000	4,147.00	3.07%	
INE245A01021	Tata Power Company Limited	Power	33,00,000	3,407.25	2.52%	
INE089C01029	Sterilite Technologies Limited	Telecom - Services	17,00,000	3,301.40	2.44%	
INE038B01010	Oberoi Realty Limited	Construction	5,50,000	3,163.53	2.34%	
INE017A01032	The Great Eastern Shipping Company Limited	Transportation	10,00,000	3,127.00	2.31%	
INE878A01011	GE Power India Limited	Industrial Capital Goods	10,69,940	3,070.73	2.27%	
INE320J01015	RIITES Limited	Engineering Services	12,50,000	3,010.00	2.23%	
INE061F01013	Fortis Healthcare Limited	Healthcare Services	15,00,000	2,987.25	2.21%	
INE070A01015	Shree Cement Limited	Cement & Cement Products	10,000	2,946.54	2.18%	
INE066F01012	Hindustan Aeronautics Limited	Aerospace & Defense	2,93,276	2,917.95	2.16%	
INE079A01024	Ambuja Cements Limited	Cement & Cement Products	8,50,000	2,825.23	1.94%	
INE752E01010	Power Grid Corporation of India Limited	Power	12,00,000	2,587.80	1.91%	
INE012A01025	ACC Limited	Cement & Cement Products	1,35,000	2,569.39	1.90%	
INE389H01022	KEC International Limited	Power	5,75,021	2,362.47	1.75%	
INE844O01030	Gujarat Gas Limited	Gas	4,00,000	2,197.80	1.62%	
INE203G01027	Indraprastha Gas Limited	Gas	3,25,000	1,665.14	1.23%	
INE686A01026	ITD Cementation India Limited	Construction	21,00,000	1,634.85	1.21%	
INE038A01020	Hindalco Industries Limited	Non - Ferrous Metals	5,00,000	1,634.25	1.21%	
INE347G01014	Petronet LNG Limited	Gas	7,00,000	1,572.55	1.16%	
INE11A01025	Container Corporation of India Limited	Transportation	2,50,000	1,495.00	1.11%	
INE419M01019	TD Power Systems Limited	Industrial Capital Goods	9,96,400	1,476.66	1.09%	
INE335V01012	Indian Railway Catering And Tourism Corporation Limited	Transportation	75,000	1,317.75	0.97%	
INE114A01011	Steel Authority of India Limited	Ferrous Metals	15,00,000	1,182.00	0.87%	
INE195A01028	Supreme Industries Limited	Industrial Products	40,000	817.08	0.60%	
Subtotal				1,32,681.84	98.09%	
(b) UNLISTED				NIL	NIL	NIL
Subtotal				NIL	NIL	NIL
Total				1,32,681.84	98.09%	
Money Market Instruments						
Triparty Repo Reverse Repo Instrument						
	Triparty Repo			2,011.95	1.49%	
	Reverse Repo			1,230.36	0.91%	
Total				3,242.31	2.40%	
OTHERS						
	Cash/Margin - CCIL			3.67	0.00%	
Total				3.67	0.00%	
Net Current Assets				(674.92)	-0.49%	
GRAND TOTAL				1,35,252.90	100.00%	

\$ Less Than 0.01% of NAV



Investors understand that their principal will be at Very High risk

Monthly Portfolio Statement as on March 31, 2021

ISIN	Name of the Instrument	Industry / Rating	Quantity	Market/Fair Value (Rs. in Lacs)	% to NAV	YIELD
	Debt Instruments					
	(a) Listed / awaiting listing on Stock Exchange					
	Government Securities					
N0020020072	8.35% Government of India	SOVEREIGN	1,00,00,000	10,465.08	14.00%	4.05%
N0020190099	6.17% Government of India	SOVEREIGN	1,00,000	100.81	0.13%	3.32%
	Non Convertible Debentures					
NE540P07202	9.75% U.P. Power Corporation Limited **	CRISIL A+(CE)	650	4,901.59	6.56%	8.12%
INE001A075L6	7.06% Housing Development Finance Corporation Limited **	CRISIL AAA	450	4,589.76	6.14%	4.05%
INE37707128	8.07% Gajaj Housing Finance Limited **	CRISIL AAA	400	4,150.34	5.55%	4.90%
INE557L07031	8.6% Ahmedabad Malviya Tollway Limited **	ICRA AA(CE)	380	3,783.80	5.06%	8.87%
NE516Q08166	13% Asirvad Microfinance Ltd **	CRISIL AA-	335	3,463.33	4.63%	10.61%
NE01HV07171	9.9% Vivri Capital Private Limited **	ICRA AA+(CE)	300	3,001.55	4.02%	10.29%
NE020B08BR5	8.5% REC Limited **	CRISIL AAA	250	2,577.13	3.45%	4.00%
NE134E08H4	7.5% Power Finance Corporation Limited **	CRISIL AAA	250	2,533.82	3.39%	3.68%
NE790207038	9.04% IndiraVivi Trust **	CRISIL AAA	250	2,530.58	3.39%	8.00%
NE891K07E45	8.55% L & T Infrastructure Finance Company Limited **	CRISIL AAA	110	1,148.09	1.53%	5.80%
NE522D07B56	8.35% Manappuram Finance Limited **	CRISIL AA	50	509.14	0.68%	6.17%
NE582L07203	9% Tata Housing Development Company Limited **	CARE AA	10	101.68	0.14%	7.16%
	Zero Coupon Bonds					
NE265J07274	JM Financial Asset Reconstruction Company Limited **	ICRA AA-	20	258.69	0.35%	8.85%
	Subtotal			44,113.39	59.02%	
	(b) Privately placed / Unlisted			NIL	NIL	NIL
	Subtotal			NIL	NIL	NIL
	(c) Securitised Debt					
NE05ME15023	Indian Receivable Trust 18 - Feb 2019 **	CARE A(SO)	900	679.45	0.91%	13.36%
	Subtotal			679.45	0.91%	
	Total			44,792.84	59.93%	
	Derivatives					
	Interest Rate Swaps					
	Interest Rate Swaps Pay Fix Receive Floating (04/05/2021) (FV 7500 Lacs)			(1.43)	\$0.00%	
	Interest Rate Swaps Pay Fix Receive Floating (05/02/2022) (FV 5000 Lacs)			2.38	\$0.00%	
	Interest Rate Swaps Pay Fix Receive Floating (01/03/2022) (FV 5000 Lacs)			(3.15)	\$0.00%	
	Interest Rate Swaps Pay Fix Receive Floating (01/03/2022) (FV 5000 Lacs)			(3.81)	-0.01%	
	Total			(6.01)	-0.01%	
	Money Market Instruments					
	Certificate of Deposit					
NE028A16CE9	Bank of Baroda	FITCH A1+	2,500	2,487.26	3.33%	3.28%
NE095A16K80	IndusInd Bank Limited **	CRISIL A1+	2,500	2,461.16	3.29%	3.76%
NEZ38A16B03	Axis Bank Limited **	CRISIL A1+	2,500	2,447.85	3.28%	3.81%
	Triparty Repo/ Reverse Repo Instrument					
	Triparty Repo			1,324.95	1.77%	
	Reverse Repo			810.25	1.08%	
	Commercial Paper					
NE140A14J56	Pitramal Enterprises Limited **	CRISIL A1+	600	2,964.84	3.97%	7.73%
NE261F14HJ8	National Bank For Agriculture and Rural Development **	ICRA A1+	500	2,470.82	3.31%	3.51%
NE029A14BE4	Shant Petroleum Corporation Limited	CRISIL A1+	200	999.38	1.34%	3.25%
	Treasury Bill					
N002020X522	91 Days Tbill		1,00,00,000	9,931.91	13.29%	3.25%
	Total			25,898.42	34.66%	
	OTHERS					
	Cash Margin - CCIL			7.30	0.01%	
	Total			7.30	0.01%	
	Net Current Assets			4,035.13	5.41%	
	GRAND TOTAL			74,727.68	100.00%	

** Non Traded Securities/illiquid Securities
Securities classified as below investment grade or default

Security defaulted beyond its maturity date as on 31st March 2021 (forming part of net current assets) is as follows :

ISIN	Name of the Instrument	Value of security considered under Net Current Assets (Rs. In Lakhs)	% of Value of security considered under Net Current Assets to Net Assets	Total amount due including interest (Rs. In Lakhs)
INE217K07B19	14% Reliance Home Finance (MD 31/10/2019) - Matured #	2,487.50	3.33%	10,427.05
INE519U08030	Morgan Credits Pvt ZCB (MD19/04/2021)P/C19/07/2020 - Matured #	1,253.44	1.68%	3,147.45

Due to credit event (Default of debt servicing by Altico Capital India Limited (ACIL) on Sep 13, 2019, securities of ACIL have been segregated from the scheme's portfolio w.e.f. Sep 25, 2019

Nippon India Ultra Short Duration Fund-Segregated Portfolio 1

ISIN	Name of the Instrument	Industry / Rating	Quantity	Market/Fair Value (Rs. in Lacs)	% to NAV	YIELD
	Debt Instruments					
	(a) Listed / awaiting listing on Stock Exchange					
	Subtotal			0.00	0.00%	
	(b) Privately placed / Unlisted			NIL	NIL	
	Subtotal			NIL	NIL	
	(c) Securitised Debt					
	Subtotal			NIL	NIL	
	Total			0.00	0.00%	
	Net Current Assets			0.00	0.00%	
	GRAND TOTAL			0.00	0.00%	

Security defaulted beyond its maturity date as on 31st March 2021 (forming part of net current assets) is as follows :

ISIN	Name of the Instrument	Value of security considered under Net Current Assets (Rs. In Lakhs)	% of Value of security considered under Net Current Assets to Net Assets	Total amount due including interest (Rs. In Lakhs)
INE587007149	10.5% Altico Capital India Ltd Sr 10A NCD(26/9/19) - Matured #	0.00	0.00%	2,737.92
INE587007156	10.5% Altico Capital I Sr 10B NCD(26/3/21) - Matured #	0.00	0.00%	3,979.80

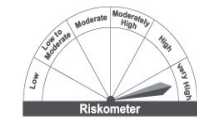
Securities classified as below investment grade or default



Monthly Portfolio Statement as on March 31,2021

ISIN	Name of the Instrument	Industry / Rating	Quantity	Market/Fair Value (Rs. in Lacs)	% to NAV	YIELD
Equity & Equity related						
(a) Listed / awaiting listing on Stock Exchanges						
INE044A01036	Sun Pharmaceutical Industries Limited	Pharmaceuticals	80,00,978	47,829.83	11.23%	
INE406A01037	Aurobindo Pharma Limited	Pharmaceuticals	48,00,000	42,302.40	9.93%	
INE089A01023	Dr. Reddy's Laboratories Limited	Pharmaceuticals	9,25,000	41,773.00	9.80%	
INE059A01026	Cipla Limited	Pharmaceuticals	51,00,000	41,570.10	9.76%	
INE326A01037	Lupin Limited	Pharmaceuticals	40,00,025	40,818.26	9.58%	
INE361B01024	Div's Laboratories Limited	Pharmaceuticals	10,50,000	38,039.40	8.93%	
INE061F01013	Fortis Healthcare Limited	Healthcare Services	1,55,80,122	31,027.81	7.25%	
INE068V01023	Gland Pharma Limited	Pharmaceuticals	10,97,953	27,210.57	6.39%	
INE10B01027	Cadila Healthcare Limited	Pharmaceuticals	54,00,000	23,808.60	5.59%	
INE594H01019	Thyrocare Technologies Limited	Healthcare Services	18,50,561	16,703.16	3.92%	
INE410P01011	Narayana Hrudayalaya Limited	Healthcare Services	37,75,588	15,323.22	3.60%	
INE058A01010	Sarofi India Limited	Pharmaceuticals	1,64,147	12,942.25	3.04%	
INE359A01014	Abbott India Limited	Pharmaceuticals	70,971	10,633.80	2.50%	
INE873D01024	Indoco Remedies Limited	Pharmaceuticals	33,66,190	9,679.48	2.27%	
INE437A01024	Apollo Hospitals Enterprise Limited	Healthcare Services	3,00,395	8,719.42	2.05%	
INE700A01033	Jubilant Pharmova Limited	Pharmaceuticals	9,04,802	6,162.61	1.45%	
INE685A01028	Torrent Pharmaceuticals Limited	Pharmaceuticals	1,60,000	4,072.08	0.96%	
INE0BY001018	Jubilant Ingrevia Limited	Chemicals	9,04,802	2,349.77	0.55%	
INE07501017	Healthcare Global Enterprises Limited	Healthcare Services	11,62,723	2,214.99	0.52%	
INE540L01014	Alkem Laboratories Limited	Pharmaceuticals	7,152	198.10	0.05%	
INE376G01013	Biocon Limited	Pharmaceuticals	28,178	115.22	0.03%	
Subtotal				4,23,494.07	99.43%	
(b) UNLISTED				NIL	NIL	NIL
Subtotal				NIL	NIL	NIL
Total				4,23,494.07	99.43%	
Money Market Instruments						
Triparty Repo/ Reverse Repo Instrument						
	Triparty Repo			2,837.62	0.67%	
	Reverse Repo			1,735.29	0.41%	
Total				4,572.91	1.08%	
OTHERS						
	Cash Margin - Derivatives			935.00	0.22%	
	Cash Margin - CCL			8.08	0.00%	
Total				943.08	0.22%	
Net Current Assets				(2,911.56)	-0.73%	
GRAND TOTAL				4,26,098.50	100.00%	

\$ Less Than 0.01% of NAV



Investors understand that their principal will be at Very High risk

Monthly Portfolio Statement as on March 31,2021

ISIN	Name of the Instrument	Industry / Rating	Quantity	Market/Fair Value (Rs. in Lacs)	% to NAV	YIELD
Equity & Equity related						
(a) Listed / awaiting listing on Stock Exchanges						
INE030A01027	Hindustan Unilever Limited	Consumer Non Durables	37,000	899.66	7.14%	
INE154A01025	ITC Limited	Consumer Non Durables	3,80,000	830.30	6.59%	
INE101A01026	Mahindra & Mahindra Limited	Auto	93,000	739.58	5.87%	
INE280A01028	Titan Company Limited	Consumer Durables	44,000	685.54	5.44%	
INE397D01024	Bharti Airtel Limited	Telecom - Services	95,000	491.44	3.90%	
INE216A01030	Britannia Industries Limited	Consumer Non Durables	13,000	471.26	3.74%	
INE806F01025	United Breweries Limited	Consumer Non Durables	35,500	440.71	3.50%	
INE494B01023	TVS Motor Company Limited	Auto	74,600	436.45	3.47%	
INE021A01026	Asian Paints Limited	Consumer Non Durables	17,000	431.36	3.43%	
INE91701010	Bajaj Auto Limited	Auto	11,000	403.77	3.21%	
INE690A01010	TTK Prestige Limited	Consumer Durables	5,500	398.74	3.17%	
INE335Y01012	Indian Railway Catering And Tourism Corporation Limited	Transportation	22,500	395.33	3.14%	
INE835A01020	Dixon Technologies (India) Limited	Consumer Durables	10,500	385.58	3.05%	
INE854D01024	United Spirits Limited	Consumer Non Durables	68,000	378.32	3.00%	
INE102D01028	Godrej Consumer Products Limited	Consumer Non Durables	51,000	372.12	2.95%	
INE548C01032	Emami Limited	Consumer Non Durables	75,000	364.50	2.89%	
INE585B01010	Maruti Suzuki India Limited	Auto	5,000	342.96	2.72%	
INE781H01022	Page Industries Limited	Textile Products	1,000	303.17	2.41%	
INE094J01016	UTI Asset Management Company Limited	Capital Markets	51,340	299.31	2.38%	
INE192A01025	Tata Consumer Products Limited	Consumer Non Durables	45,000	287.51	2.28%	
INE424H01027	Sun TV Network Limited	Entertainment	60,000	282.18	2.24%	
INE849A01020	Trent Limited	Retailing	35,000	262.87	2.09%	
INE123W01016	SBI Life Insurance Company Limited	Insurance	25,000	220.21	1.75%	
INE531A01024	Kansai Nerolac Paints Limited	Consumer Non Durables	35,000	210.37	1.67%	
INE071Z01019	Burger King India Limited	Leisure Services	1,58,250	203.43	1.62%	
INE933K01021	Bajaj Consumer Care Limited	Consumer Non Durables	75,000	194.93	1.55%	
INE179A01014	Procter & Gamble Hygiene and Health Care Limited	Consumer Non Durables	1,500	190.18	1.51%	
INE647O01011	Aditya Birla Fashion and Retail Limited	Retailing	85,000	171.06	1.36%	
INE226A01021	Volta Limited	Consumer Durables	16,000	160.31	1.27%	
INE053A01029	The Indian Hotels Company Limited	Leisure Services	1,40,000	155.19	1.23%	
INE944F01028	Radico Khaitan Limited	Consumer Non Durables	25,000	140.01	1.11%	
INE998J01010	Mahindra Holidays & Resorts India Limited	Leisure Services	65,000	136.76	1.09%	
INE768C01010	Zydus Wellness Limited	Consumer Non Durables	2,375	46.82	0.37%	
INE647O01027	Aditya Birla Fashion and Retail Limited - Party Paid Up	Retailing	17,532	29.61	0.24%	
Subtotal				11,761.54	93.39%	
(b) UNLISTED				NIL	NIL	NIL
Subtotal				NIL	NIL	NIL
Total				11,761.54	93.39%	
Money Market Instruments						
Triparty Repo Reverse Repo Instrument						
	Triparty Repo			579.55	4.60%	
	Reverse Repo			354.41	2.81%	
Total				933.96	7.41%	
OTHERS						
	Cash/Margin - CCIL			0.77	0.01%	
Total				0.77	0.01%	
Net Current Assets				(102.00)	-0.81%	
GRAND TOTAL				12,594.27	100.00%	

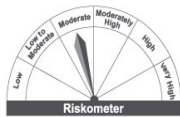


Short	Larsen & Toubro Limited_29/04/2021	Construction Project	69575	992.45	0.31%
Short	Hindalco Industries Limited_29/04/2021	Non - Ferrous Metals	301000	988.48	0.30%
Short	Bharat Electronics Limited_29/04/2021	Aerospace & Defense	661200	833.44	0.26%
Short	Ashok Leyland Limited_29/04/2021	Auto	711000	812.67	0.25%
Short	Max Financial Services Limited_29/04/2021	Insurance	92300	799.27	0.25%
Short	Godrej Consumer Products Limited_29/04/2021	Consumer Non Durables	103000	756.28	0.23%
Short	SBI Life Insurance Company Limited_29/04/2021	Insurance	85500	755.91	0.23%
Short	Power Finance Corporation Limited_29/04/2021	Finance	638600	729.92	0.22%
Short	Lupin Limited_29/04/2021	Pharmaceuticals	63750	653.06	0.20%
Short	NTPC Limited_29/04/2021	Power	558600	597.42	0.18%
Short	Tata Steel Limited_29/04/2021	Ferrous Metals	66300	541.47	0.17%
Short	Power Grid Corporation of India Limited_29/04/2021	Power	204000	443.09	0.14%
Short	TVS Motor Company Limited_29/04/2021	Auto	68600	401.89	0.12%
Short	Motherson Sumi Systems Limited_29/04/2021	Auto Ancillaries	161000	326.51	0.10%
Short	Tata Power Company Limited_29/04/2021	Power	310500	322.61	0.10%
Short	United Breweries Limited_29/04/2021	Consumer Non Durables	24500	305.38	0.09%
Short	Page Industries Limited_29/04/2021	Textile Products	960	282.91	0.09%



Monthly Portfolio Statement as on March 31,2021

ISIN	Name of the Instrument	Industry / Rating	Quantity	Market/Fair Value (Rs. in Lacs)	% to NAV	YIELD
Debt Instruments						
(a) Listed / awaiting listing on Stock Exchange						
Government Securities						
IN1520200305	6.84% State Government Securities	SOVEREIGN	3,00,00,000	30,074.55	9.78%	6.81%
IN3120200115	6.6% State Government Securities	SOVEREIGN	2,14,39,300	21,126.03	6.87%	6.81%
IN2220200017	7.83% State Government Securities	SOVEREIGN	1,80,00,000	19,200.56	6.24%	6.83%
IN3120200339	6.53% State Government Securities	SOVEREIGN	1,65,00,000	16,171.34	5.26%	6.81%
IN1520200271	7.07% State Government Securities	SOVEREIGN	1,50,00,000	15,276.08	4.97%	6.81%
IN3120200222	6.33% State Government Securities	SOVEREIGN	1,42,89,000	13,838.55	4.50%	6.79%
IN1920200491	6.52% State Government Securities	SOVEREIGN	1,38,94,400	13,584.51	4.42%	6.84%
IN1520200123	6.65% State Government Securities	SOVEREIGN	1,37,00,000	13,544.22	4.40%	6.81%
IN3120200065	6.73% State Government Securities	SOVEREIGN	1,34,45,200	13,362.69	4.34%	6.82%
IN1520200156	6.7% State Government Securities	SOVEREIGN	1,29,10,800	12,808.51	4.16%	6.81%
IN2220200157	6.67% State Government Securities	SOVEREIGN	1,18,79,500	11,754.05	3.82%	6.81%
IN1520200285	6.97% State Government Securities	SOVEREIGN	1,15,00,000	11,628.32	3.78%	6.82%
IN1520190183	7.17% State Government Securities	SOVEREIGN	1,00,00,000	10,227.02	3.33%	6.82%
IN1520190217	7.04% State Government Securities	SOVEREIGN	90,00,000	9,131.12	2.97%	6.82%
IN1920190197	6.97% State Government Securities	SOVEREIGN	90,00,000	9,078.51	2.95%	6.84%
IN2220200284	6.63% State Government Securities	SOVEREIGN	81,82,200	8,081.46	2.63%	6.81%
IN1920200053	6.58% State Government Securities	SOVEREIGN	75,00,000	7,369.71	2.40%	6.84%
IN1920190213	7.09% State Government Securities	SOVEREIGN	61,60,000	6,281.20	2.04%	6.84%
IN2220180052	6.08% State Government Securities	SOVEREIGN	55,00,000	5,937.65	1.93%	6.74%
IN2220200025	7.6% State Government Securities	SOVEREIGN	40,00,000	4,205.82	1.37%	6.83%
IN2220200280	6.56% State Government Securities	SOVEREIGN	41,14,100	4,043.31	1.31%	6.81%
IN3120200016	7.75% State Government Securities	SOVEREIGN	35,00,000	3,713.00	1.21%	6.83%
IN1520200073	6.54% State Government Securities	SOVEREIGN	37,17,100	3,647.42	1.19%	6.81%
IN1520200172	6.84% State Government Securities	SOVEREIGN	35,00,000	3,506.11	1.14%	6.81%
IN2220200033	6.54% State Government Securities	SOVEREIGN	33,11,800	3,251.87	1.06%	6.81%
IN3120200255	6.5% State Government Securities	SOVEREIGN	30,00,000	2,935.07	0.95%	6.81%
IN1520180317	8.35% State Government Securities	SOVEREIGN	25,00,000	2,734.83	0.89%	6.80%
IN2120200240	7.03% State Government Securities	SOVEREIGN	25,00,000	2,533.54	0.82%	6.84%
IN3120200362	6.95% State Government Securities	SOVEREIGN	25,00,000	2,524.54	0.82%	6.81%
IN2020200092	6.63% State Government Securities	SOVEREIGN	25,00,000	2,469.19	0.80%	6.81%
IN1520200222	6.49% State Government Securities	SOVEREIGN	25,00,000	2,453.24	0.80%	6.78%
IN3120200214	6.41% State Government Securities	SOVEREIGN	25,00,000	2,430.90	0.79%	6.81%
IN2120200109	6.57% State Government Securities	SOVEREIGN	22,00,000	2,153.16	0.70%	6.88%
IN2220190101	7.27% State Government Securities	SOVEREIGN	20,00,000	2,059.52	0.67%	6.81%
IN2120200083	6.73% State Government Securities	SOVEREIGN	11,50,000	1,138.00	0.37%	6.88%
IN2220190036	7.39% State Government Securities	SOVEREIGN	10,00,000	1,039.04	0.34%	6.81%
IN1520190175	7.16% State Government Securities	SOVEREIGN	10,00,000	1,023.31	0.33%	6.82%
IN2220200223	6.87% State Government Securities	SOVEREIGN	10,00,000	1,004.34	0.33%	6.81%
IN1520200164	6.83% State Government Securities	SOVEREIGN	10,00,000	1,001.07	0.33%	6.81%
IN3120200289	6.66% State Government Securities	SOVEREIGN	10,00,000	989.31	0.32%	6.81%
IN1920200335	6.51% State Government Securities	SOVEREIGN	8,46,700	827.51	0.27%	6.84%
IN1520200131	6.45% State Government Securities	SOVEREIGN	8,18,800	798.24	0.26%	6.81%
IN1520200289	7.08% State Government Securities	SOVEREIGN	5,00,000	509.61	0.17%	6.81%
IN2020190228	6.84% State Government Securities	SOVEREIGN	5,00,000	500.91	0.16%	6.81%
IN3120200347	6.57% State Government Securities	SOVEREIGN	5,00,000	491.45	0.16%	6.81%
IN1520200040	6.47% State Government Securities	SOVEREIGN	5,00,000	488.35	0.16%	6.81%
IN2220200322	6.52% State Government Securities	SOVEREIGN	4,69,600	460.12	0.15%	6.81%
IN1520200214	6.5% State Government Securities	SOVEREIGN	4,06,000	397.03	0.13%	6.81%
IN3120190217	7.17% State Government Securities	SOVEREIGN	1,00,000	102.47	0.03%	6.79%
IN1520200032	6.6% State Government Securities	SOVEREIGN	1,00,000	99.10	0.03%	6.74%
Subtotal				3,03,987.46	98.85%	
(b) Privately placed / Unlisted				NIL	NIL	NIL
Subtotal				NIL	NIL	NIL
(c) Securitised Debt				NIL	NIL	NIL
Subtotal				NIL	NIL	NIL
Total				3,03,987.46	98.85%	
Money Market Instruments						
Triparty Repo Reverse Repo Instrument						
Triparty Repo				15,964.21	5.19%	
Reverse Repo				9,762.59	3.17%	
Total				25,726.80	8.36%	
OTHERS						
Cash Margin - CCL				63.99	0.02%	
Total				63.99	0.02%	
Net Current Assets				(22,235.25)	-7.23%	
GRAND TOTAL				3,07,543.00	100.00%	

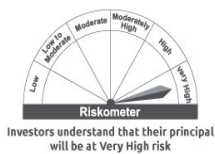


Investors understand that their principal will be at Moderate risk

Monthly Portfolio Statement as on March 31,2021

ISIN	Name of the Instrument	Industry / Rating	Quantity	Market/Fair Value (Rs. in Lacs)	% to NAV	YIELD
Equity & Equity related						
(a) Listed / awaiting listing on Stock Exchanges						
INE473A01011	Linde India Limited	Chemicals	54,23,127	97,589.17	10.79%	
INE062A01020	State Bank of India	Banks	1,90,00,000	89,217.00	7.65%	
INE397D01024	Bharti Airtel Limited	Telecom - Services	87,00,659	45,008.51	4.98%	
INE053A01029	The Indian Hotels Company Limited	Leisure Services	3,03,00,000	33,587.55	3.71%	
INE090A01021	ICICI Bank Limited	Banks	53,00,000	30,851.30	3.41%	
INE860A01027	HCL Technologies Limited	Software	30,00,000	29,479.50	3.28%	
INE180A01020	Max Financial Services Limited	Insurance	33,45,200	28,750.32	3.18%	
INE647O01011	Aditya Birla Fashion and Retail Limited	Retailing	1,30,52,585	26,268.33	2.90%	
INE018A01030	Larsen & Toubro Limited	Construction Project	16,00,000	22,702.40	2.51%	
INE733E01010	NTPC Limited	Power	2,00,27,167	21,338.95	2.36%	
INE671A01010	Honeywell Automation India Limited	Industrial Capital Goods	43,500	20,582.51	2.28%	
INE230A01023	EIH Limited	Leisure Services	2,06,79,621	19,221.71	2.13%	
INE090A01021	Infocys Limited	Software	14,00,504	19,159.59	2.12%	
INE717A01020	Kennametal India Limited	Industrial Capital Goods	16,39,159	17,258.71	1.91%	
INE386A01015	Vesuvius India Limited	Industrial Products	17,04,307	16,416.74	1.82%	
INE002A01018	Reliance Industries Limited	Petroleum Products	8,00,000	16,024.80	1.77%	
INE081A01012	Tata Steel Limited	Ferrous Metals	19,00,254	15,427.21	1.71%	
INE029A01011	Bharat Petroleum Corporation Limited	Petroleum Products	35,00,000	14,978.25	1.68%	
INE466A01013	CESC Limited	Power	25,00,304	14,840.55	1.64%	
INE044A01036	Sun Pharmaceutical Industries Limited	Pharmaceuticals	24,00,000	14,347.20	1.59%	
INE154A01025	ITC Limited	Consumer Non Durables	65,00,000	14,202.50	1.57%	
INE366I01010	VRL Logistics Limited	Transportation	59,12,665	13,720.34	1.52%	
INE465A01025	Bharat Forge Limited	Industrial Products	23,00,000	13,706.85	1.52%	
INE238A01034	Axis Bank Limited	Banks	18,00,121	12,554.94	1.39%	
INE114A01011	Steel Authority of India Limited	Ferrous Metals	1,55,25,029	12,233.72	1.35%	
INE976G01029	RBL Bank Limited	Banks	57,00,000	11,830.35	1.31%	
INE361B01024	Divi's Laboratories Limited	Pharmaceuticals	3,08,896	11,190.68	1.24%	
INE028A01039	Bank of Baroda	Banks	1,49,90,495	11,107.96	1.23%	
INE849A01020	Trent Limited	Retailing	14,67,217	11,019.53	1.22%	
INE766P01016	Mahindra Logistics Limited	Transportation	18,82,863	10,915.90	1.21%	
INE192A01025	Tata Consumer Products Limited	Consumer Non Durables	17,00,540	10,864.75	1.20%	
INE467B01029	Tata Consultancy Services Limited	Software	3,25,000	10,328.01	1.14%	
INE152M01016	Triveni Turbine Limited	Industrial Capital Goods	97,66,113	9,941.90	1.10%	
INE117A01022	ABB India Limited	Industrial Capital Goods	7,00,764	9,881.12	1.09%	
INE040A01034	HDFC Bank Limited	Banks	6,50,448	9,715.42	1.07%	
INE208A01029	Ashok Leyland Limited	Auto	80,00,398	9,080.45	1.00%	
INE442H01029	Ashoka Bulldozer Limited	Construction	88,88,899	9,037.41	1.00%	
INE018E01016	SBI Cards and Payment Services Limited	Finance	9,67,807	8,983.67	0.99%	
INE200A01026	GE T&D India Limited	Industrial Capital Goods	73,71,976	8,573.61	0.95%	
INE498B01024	Shoppers Stop Limited	Retailing	39,28,503	8,446.28	0.93%	
INE134E01011	Power Finance Corporation Limited	Finance	70,03,916	7,966.95	0.88%	
INE335Y01012	Indian Railway Catering And Tourism Corporation Limited	Transportation	4,50,407	7,913.65	0.88%	
INE665L01035	Vavroc Engineering Limited	Auto Ancillaries	20,56,555	7,503.34	0.83%	
INE839M01016	Remedier Electric Infrastructure Limited	Industrial Capital Goods	75,65,465	7,141.80	0.79%	
INE780C01023	JM Financial Limited	Finance	80,00,000	6,784.00	0.75%	
INE878A01011	GE Power India Limited	Industrial Capital Goods	22,71,879	6,520.29	0.72%	
INE263A01024	Bharat Electronics Limited	Aerospace & Defense	51,00,000	6,380.10	0.71%	
INE813H01021	Torrent Power Limited	Power	15,00,000	6,357.00	0.70%	
INE340A01012	Birla Corporation Limited	Cement & Cement Products	5,50,217	5,226.24	0.58%	
INE382D01011	Garden Reach Shipbuilders & Engineers Limited	Aerospace & Defense	27,00,915	4,992.64	0.55%	
INE152A01020	Thermax Limited	Industrial Capital Goods	3,33,051	4,474.71	0.49%	
INE001A13049	Housing Development Finance Corporation Limited (Warrant)	Finance	6,00,600	4,468.46	0.49%	
INE455K01017	Polycab India Limited	Industrial Products	2,85,000	3,931.72	0.43%	
INE647O01027	Aditya Birla Fashion and Retail Limited - Party Paid Up	Retailing	20,14,644	3,402.73	0.38%	
INE069I01010	Indiabulls Real Estate Limited	Construction	40,00,000	3,244.00	0.36%	
INE235A01022	Finolex Cables Limited	Industrial Products	8,00,927	3,051.13	0.34%	
INE203G01027	Indraprastha Gas Limited	Gas	5,00,000	2,561.75	0.28%	
INE258A01016	BEML Limited	Industrial Capital Goods	2,00,000	2,511.50	0.28%	
INE427F01016	Chalet Hotels Limited	Leisure Services	16,90,863	2,473.73	0.27%	
INE854D01024	United Spirits Limited	Consumer Non Durables	4,00,000	2,225.40	0.25%	
INE752E01010	Power Grid Corporation of India Limited	Power	10,00,000	2,156.50	0.24%	
INE741K01010	CrediAccess Grameen Limited	Finance	3,09,663	2,077.20	0.23%	
INE123W01016	SBI Life Insurance Company Limited	Insurance	2,00,000	1,761.70	0.19%	
INE700A01033	Jubilant Pharmova Limited	Pharmaceuticals	2,02,620	1,380.04	0.15%	
INE066F01012	Hindustan Aeronautics Limited	Aerospace & Defense	1,00,000	994.95	0.11%	
INE0BY001018	Jubilant Ingria Limited	Chemicals	3,02,620	785.90	0.09%	
Subtotal				8,98,653.12	99.38%	
(b) UNLISTED				NIL	NIL	NIL
Subtotal				NIL	NIL	NIL
Total				8,98,653.12	99.38%	
Money Market Instruments						
Triparty Repo/ Reverse Repo Instrument						
Triparty Repo				4,210.31	0.47%	
Reverse Repo				2,574.73	0.28%	
Total				6,785.04	0.75%	
OTHERS						
Cash Margin - Derivatives				1,000.00	0.11%	
Cash Margin - CCL				4.27	0.00%	
Total				1,004.27	0.11%	
Net Current Assets				(2,142.11)	-0.24%	
GRAND TOTAL				9,04,300.32	100.00%	

\$ Less Than 0.01% of NAV



Interest Rate Swaps Pay Fix Receive Floating (01/06/2021) (FV 10000 Lacs)			(0.21)	\$0.00%
Interest Rate Swaps Pay Fix Receive Floating (01/12/2022) (FV 14000 Lacs)			70.00	0.01%
Interest Rate Swaps Pay Fix Receive Floating (01/06/2021) (FV 20000 Lacs)			0.14	\$0.00%
Interest Rate Swaps Pay Fix Receive Floating (01/06/2021) (FV 20000 Lacs)			(0.26)	\$0.00%
Interest Rate Swaps Pay Fix Receive Floating (02/12/2022) (FV 10000 Lacs)			50.67	\$0.00%
Interest Rate Swaps Pay Fix Receive Floating (02/12/2022) (FV 10000 Lacs)			50.67	\$0.00%
Interest Rate Swaps Pay Fix Receive Floating (02/12/2022) (FV 5000 Lacs)			25.34	\$0.00%
Interest Rate Swaps Pay Fix Receive Floating (01/07/2021) (FV 2000 Lacs)			(0.14)	\$0.00%
Interest Rate Swaps Pay Fix Receive Floating (01/07/2021) (FV 22000 Lacs)			(1.54)	\$0.00%
Interest Rate Swaps Pay Fix Receive Floating (01/07/2021) (FV 3000 Lacs)			(0.28)	\$0.00%
Interest Rate Swaps Pay Fix Receive Floating (01/07/2021) (FV 3000 Lacs)			(0.36)	\$0.00%
Interest Rate Swaps Pay Fix Receive Floating (01/07/2021) (FV 2000 Lacs)			(0.26)	\$0.00%
Interest Rate Swaps Pay Fix Receive Floating (05/07/2021) (FV 40000 Lacs)			(4.12)	\$0.00%
Interest Rate Swaps Pay Fix Receive Floating (05/07/2021) (FV 50000 Lacs)			(5.15)	\$0.00%
Interest Rate Swaps Pay Fix Receive Floating (05/07/2021) (FV 30000 Lacs)			(2.70)	\$0.00%
Interest Rate Swaps Pay Fix Receive Floating (05/07/2021) (FV 50000 Lacs)			(5.75)	\$0.00%
Interest Rate Swaps Pay Fix Receive Floating (05/07/2021) (FV 40000 Lacs)			(4.12)	\$0.00%
Interest Rate Swaps Pay Fix Receive Floating (05/07/2021) (FV 50000 Lacs)			(3.20)	\$0.00%
Interest Rate Swaps Pay Fix Receive Floating (22/01/2023) (FV 25000 Lacs)			48.18	\$0.00%
Interest Rate Swaps Pay Fix Receive Floating (27/01/2023) (FV 25000 Lacs)			71.15	0.01%
Interest Rate Swaps Pay Fix Receive Floating (28/07/2021) (FV 30000 Lacs)			(9.00)	\$0.00%
Interest Rate Swaps Pay Fix Receive Floating (28/07/2021) (FV 30000 Lacs)			(9.96)	\$0.00%
Interest Rate Swaps Pay Fix Receive Floating (28/01/2023) (FV 25000 Lacs)			74.20	0.01%
Interest Rate Swaps Pay Fix Receive Floating (28/01/2023) (FV 5000 Lacs)			15.06	\$0.00%
Interest Rate Swaps Pay Fix Receive Floating (28/01/2023) (FV 5000 Lacs)			15.06	\$0.00%
Interest Rate Swaps Pay Fix Receive Floating (28/01/2023) (FV 5000 Lacs)			15.06	\$0.00%
Interest Rate Swaps Pay Fix Receive Floating (28/01/2023) (FV 5000 Lacs)			15.06	\$0.00%
Interest Rate Swaps Pay Fix Receive Floating (08/08/2021) (FV 30000 Lacs)			(6.60)	\$0.00%
Interest Rate Swaps Pay Fix Receive Floating (08/08/2021) (FV 20000 Lacs)			(5.80)	\$0.00%
Interest Rate Swaps Pay Fix Receive Floating (08/08/2021) (FV 50000 Lacs)			(12.75)	\$0.00%
Interest Rate Swaps Pay Fix Receive Floating (08/08/2021) (FV 30000 Lacs)			(7.14)	\$0.00%
Interest Rate Swaps Pay Fix Receive Floating (08/05/2021) (FV 50000 Lacs)			(6.50)	\$0.00%
Total			1,464.82	0.08%
Money Market Instruments				
Triparty Repo/ Reverse Repo Instrument				
Triparty Repo			27,813.52	2.12%
Reverse Repo			17,008.79	1.30%
Total			44,822.31	3.42%
OTHERS				
Cash Margin - CCIL			29.69	\$0.00%
Total			29.69	0.00%
Net Current Assets			21,271.21	1.58%
GRAND TOTAL			13,11,365.85	100.00%

** Non Traded Securities/Illiquid Securities
\$ Less Than 0.01% of NAV



Investors understand that their principal
will be at Low to Moderate risk

Monthly Portfolio Statement as on March 31,2021

ISIN	Name of the Instrument	Industry / Rating	Quantity	Market/Fair Value (Rs. in Lacs)	% to NAV	YIELD
Debt Instruments						
(a) Listed / awaiting listing on Stock Exchange						
Government Securities						
IN0020180488	7.32% Government of India	SOVEREIGN	50,00,000	5,311.16	5.08%	4.93%
IN002020278	5.15% Government of India	SOVEREIGN	50,00,000	4,889.28	4.68%	5.70%
Non Convertible Debentures						
INE540P07079	8.97% U.P. Power Corporation Limited **	FITCH AA+(CE)	305	3,181.78	3.05%	7.25%
INE062A08264	5.83% State Bank of India **	CRISIL AAA	300	2,898.83	2.78%	6.70%
INE011H07171	9.9% Vividh Capital Private Limited **	ICRA AA+(CE)	200	2,001.04	1.92%	10.29%
INE909H08345	7.75% TMF Holdings Limited **	CRISIL AA-	150	1,414.21	1.35%	9.33%
INE124N07507	9.8% Ess Kay Fincorp Limited **	ICRA AA+(CE)	100	891.44	0.85%	10.00%
INE540P07202	9.75% U.P. Power Corporation Limited **	CRISIL AA+(CE)	61	459.99	0.44%	8.12%
INE148I07GE8	8.75% Indiabulls Housing Finance Limited **	CARE AA	13,000	126.62	0.12%	13.88%
INE202B07HS6	9.1% Dewan Housing Finance Corporation Limited **#	CARE D	9	0.02	0.00%	
Subtotal				21,174.37	20.27%	
(b) Privately placed / Unlisted						
Non Convertible Debentures						
INE01NP07015	2% Mariposa Agri Ventures And Hospitalities Private Limited **	UNRATED	894	12,218.66	11.70%	11.61%
INE01NP07023	2% Mariposa Agri Ventures And Hospitalities Private Limited **	UNRATED	500	6,251.19	5.98%	11.61%
INE964Q07012	9.6% Renew Wind Energy (Raj One) Private Limited **	CARE A+(CE)	655	5,513.38	5.28%	11.69%
Zero Coupon Bonds						
INE498Z07012	Vinaha Enterprises Private Limited **	UNRATED	22,500	33,663.51	32.23%	12.12%
Subtotal				57,646.74	55.19%	
(c) Securitised Debt						
INE0C0T15040	Innovation Trust XXX **	CRISIL AA(SO)	187	6,954.83	6.66%	12.06%
INE0C0T15032	Innovation Trust XXX **	CRISIL AA(SO)	172	613.73	0.59%	8.47%
Subtotal				7,568.56	7.25%	
Total				86,389.67	82.71%	
Money Market Instruments						
Triparty Repo Reverse Repo Instrument						
Triparty Repo						
Reverse Repo						
				1,008.29	0.97%	
				616.60	0.59%	
Commercial Paper						
INE723X14873	Trust Investment Advisors Private Limited **	CARE A1+	600	2,967.32	2.84%	7.45%
INE140A14J56	Pyramal Enterprises Limited **	CRISIL A1+	600	2,964.84	2.84%	7.73%
Total				7,557.05	7.24%	
OTHERS						
Cash Margin - CCIL						
				11.16	0.01%	
Total				11.16	0.01%	
Net Current Assets				10,591.22	10.04%	
GRAND TOTAL				1,04,459.10	100.00%	

Securities classified as below investment grade or default
 ** Non Traded Securities/Illiquid Securities
 \$ Less Than 0.01% of NAV

Security defaulted beyond its maturity date as on 31st March 2021 (forming part of net current assets) is as follows :

ISIN	Name of the Instrument	Value of security considered under Net Current Assets (Rs. In Lakhs)	% of Value of security considered under Net Current Assets to Net Assets	Total amount due including interest (Rs. In Lakhs)
INE076G07032	Avantha Realty Ltd ZCB (MD 29/03/2019) - Matured #	1,176.00	1.13%	3,179.62
INE217K07B19	14% Reliance Home Finance (MD 31/10/2019) - Matured #	3,482.50	3.33%	14,597.88
INE217K07AC4	8.9% Reliance Home Finance Ltd Ser I (MD03/01/2020) - Matured #	5,214.58	4.99%	21,780.00
INE19U08030	Morgan Credits Pvt ZCB (MD19/04/2021)P/C19/07/2020 - Matured #	281.81	0.27%	707.65

Nippon India Mutual Fund has segregated securities of Vodafone Idea Limited (VIL) from portfolio of the scheme due to some adverse developments and rating downgrade by CARE to BB- on Feb 17, 2020

NIPPON INDIA CREDIT RISK FUND-SEGREGATED PORTFOLIO 1

ISIN	Name of the Instrument	Industry / Rating	Quantity	Market/Fair Value (Rs. in Lacs)	% to NAV	YIELD
Debt Instruments						
(a) Listed / awaiting listing on Stock Exchange						
Non Convertible Debentures						
INE689E08284	8.04% Vodafone Idea Limited **#	CARE B+	868	2,130.77	98.03%	
Subtotal				2,130.77	98.03%	
(b) Privately placed / Unlisted						
Subtotal				NIL	NIL	
(c) Securitised Debt						
Subtotal				NIL	NIL	
Total				2,130.77	98.03%	
Net Current Assets				42.82	1.97%	
GRAND TOTAL				2,173.59	100.00%	

Securities classified as below investment grade or default
 ** Non Traded Securities/Illiquid Securities

Nippon India Mutual Fund has segregated debt securities of Yes Bank Limited from portfolio of the scheme due to rating downgrade by ICRA to "D" on March 6, 2020.

NIPPON INDIA CREDIT RISK FUND-SEGREGATED PORTFOLIO 2

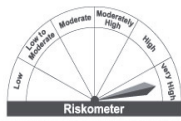
ISIN	Name of the Instrument	Industry / Rating	Quantity	Market/Fair Value (Rs. in Lacs)	% to NAV	YIELD
Debt Instruments						
(a) Listed / awaiting listing on Stock Exchange						
Non Convertible Debentures						
INES28G08352	9.5% Yes Bank Limited **#	ICRA D	898	0.00	0.00%	
INES28G08394	9% Yes Bank Limited **#	ICRA D	6,500	0.00	0.00%	
Subtotal				0.00	0.00%	
(b) Privately placed / Unlisted						
Subtotal				NIL	NIL	
(c) Securitised Debt						
Subtotal				NIL	NIL	
Total				0.00	0.00%	
Net Current Assets				0.00	100.00%	
GRAND TOTAL				0.00	100.00%	

Securities classified as below investment grade or default
 ** Non Traded Securities/Illiquid Securities
 \$ Less Than 0.01% of NAV



	(a) Listed / awaiting listing on Stock Exchange				
	Non Convertible Debentures				
INE528G08352	9.5% Yes Bank Limited **#	ICRAD	630	0.00	\$0.00%
INE528G08394	9% Yes Bank Limited **#	ICRAD	8,153	0.00	\$0.00%
	Subtotal			0.00	0.00%
	(b) Privately placed / Unlisted			NIL	NIL
	Subtotal			NIL	NIL
	(c) Securitised Debt				
	Subtotal			NIL	NIL
	Total			0.00	0.00%
	Net Current Assets			0.00	100.00%
	GRAND TOTAL			0.00	100.00%

Securities classified as below investment grade or default
** Non Traded Securities/Illiquid Securities
\$ Less Than 0.01% of NAV



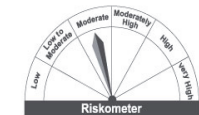
Investors understand that their principal will be at Very High risk

Monthly Portfolio Statement as on March 31, 2021

ISIN	Name of the Instrument	Industry / Rating	Quantity	Market/Fair Value (Rs. in Lacs)	% to NAV	YIELD
Debt Instruments						
(a) Listed / awaiting listing on Stock Exchange						
Government Securities						
IN0020110030	8.79% Government of India	SOVEREIGN	7,07,69,200	72,931.41	10.62%	3.61%
IN0020060037	8.2% Government of India	SOVEREIGN	6,73,60,350	69,898.62	10.18%	3.76%
IN0020190099	6.17% Government of India	SOVEREIGN	5,86,50,000	59,124.24	8.61%	3.32%
IN0020060318	7.94% Government of India	SOVEREIGN	2,94,000	296.01	0.04%	3.24%
Subtotal				2,02,260.28	29.45%	
(b) Privately placed / Unlisted						
Floating Rate Note						
INE092T16QG0	IDFC First Bank Limited **	CRISIL A1+	25,000	25,009.83	3.64%	4.35%
Subtotal				25,009.83	3.64%	
(c) Securitised Debt						
Subtotal				NIL	NIL	
Total				2,27,260.11	33.09%	
Money Market Instruments						
Certificate of Deposit						
INE238A168V7	Axis Bank Limited **	ICRA A1+	30,000	29,516.88	4.30%	3.54%
INE095A16K80	IndusInd Bank Limited **	CRISIL A1+	25,000	24,611.60	3.59%	3.76%
INE238A169V5	Axis Bank Limited **	ICRA A1+	17,500	17,259.31	2.51%	3.54%
INE095A16K07	IndusInd Bank Limited **	CRISIL A1+	10,000	9,938.23	1.45%	3.55%
INE261F16S87	National Bank For Agriculture and Rural Development **	ICRA A1+	5,000	4,834.29	0.70%	4.00%
Triparty Repo Reverse Repo Instrument						
Reverse Repo						
				1,129.66	0.16%	
Commercial Paper						
INE514E14PM0	Export Import Bank of India **	CRISIL A1+	9,000	44,258.40	6.45%	3.48%
INE261F14H17	National Bank For Agriculture and Rural Development **	ICRA A1+	8,000	39,424.56	5.74%	3.51%
INE343G14289	Bharti Hexacom Limited **	CRISIL A1+	4,000	19,642.60	2.86%	4.13%
INE33814KCF7	Mobilet Oswal Financial Services Limited **	CRISIL A1+	4,000	19,500.36	2.84%	5.60%
INE691114KN6	L & T Infrastructure Finance Company Limited **	CARE A1+	3,000	14,898.72	2.17%	3.50%
INE01214MF7	JM Financial Services Limited **	CRISIL A1+	3,000	14,850.75	2.16%	5.48%
INE115A14CY7	LIC Housing Finance Limited **	CRISIL A1+	3,000	14,833.92	2.16%	3.72%
INE477A14BG0	Can Fin Homes Limited **	ICRA A1+	3,000	14,798.48	2.16%	3.95%
INE306N14SG8	Tata Capital Financial Services Limited **	CRISIL A1+	2,700	13,342.62	1.94%	3.95%
INE115A14CX9	LIC Housing Finance Limited **	CRISIL A1+	2,500	12,406.39	1.81%	3.40%
INE891K14KK4	Axis Finance Limited **	CRISIL A1+	2,500	12,266.36	1.79%	3.95%
INE667F14FJ0	Sundaram Home Finance Limited **	ICRA A1+	2,000	9,936.05	1.45%	3.66%
INE115A14CQ3	LIC Housing Finance Limited **	CRISIL A1+	2,000	9,931.54	1.45%	3.40%
INE522D14MW1	Manappuram Finance Limited **	CRISIL A1+	2,000	9,929.70	1.45%	3.80%
INE70414DX1	Barclays Investments & Loans (India) Private Limited **	CRISIL A1+	2,000	9,922.25	1.45%	3.97%
INE522D14M24	Manappuram Finance Limited **	CRISIL A1+	2,000	9,914.25	1.44%	3.85%
INE002A14HJ7	Reliance Industries Limited **	CRISIL A1+	2,000	9,870.52	1.44%	3.60%
INE870H14LW7	Network18 Media & Investments Limited **	FITCH A1+	2,000	9,849.75	1.43%	3.84%
INE477A14BF2	Can Fin Homes Limited **	ICRA A1+	2,000	9,660.72	1.41%	4.39%
INE144H14DZ7	Deutsche Investments India Pvt Limited **	CRISIL A1+	1,500	7,441.20	1.08%	4.18%
INE267A14440	Hindustan Zinc Limited **	CRISIL A1+	1,500	7,401.06	1.05%	3.72%
INE403G14NU9	Standard Chartered Invest & Loans Limited **	CRISIL A1+	1,500	7,335.53	1.07%	4.65%
INE296A14RM8	Bajaj Finance Limited **	CRISIL A1+	1,500	7,214.02	1.05%	4.43%
INE087M14975	Bahadur Chand Investments Pvt Limited **	ICRA A1+	1,500	7,140.01	1.04%	5.98%
INE115A14CU5	LIC Housing Finance Limited **	CRISIL A1+	1,200	5,836.64	0.85%	3.98%
INE087M14959	Bahadur Chand Investments Pvt Limited **	ICRA A1+	1,000	4,982.78	0.73%	4.35%
INE144H14DK2	Deutsche Investments India Pvt Limited **	CRISIL A1+	1,000	4,965.32	0.72%	4.18%
INE206N14SD5	Tata Capital Financial Services Limited **	ICRA A1+	1,000	4,948.59	0.72%	3.95%
INE870H14LY3	Network18 Media & Investments Limited **	FITCH A1+	1,000	4,924.37	0.72%	3.84%
INE891K14KJ6	Axis Finance Limited **	CRISIL A1+	1,000	4,910.20	0.72%	3.95%
INE613R14043	Netmagic IT Services Private Limited **	ICRA A1+	1,000	4,900.73	0.71%	4.38%
INE121A14TH4	Cholamandalam Investment and Finance Company Limited **	CRISIL A1+	1,000	4,785.50	0.70%	4.72%
Treasury Bill						
IN002020Y371	182 Days Tbill		2,35,00,000	23,339.99	3.40%	3.25%
IN002020Z113	364 Days Tbill		75,00,000	7,448.93	1.09%	3.25%
Total				4,94,102.78	71.99%	
OTHERS						
Cash Margin - CCIL						
				52.56	0.01%	
Total				52.56	0.01%	
Net Current Assets				(34,902.90)	-5.09%	
GRAND TOTAL				6,86,512.55	100.00%	

** Non Traded Securities/Illiquid Securities

Aggregate value of investments made by other schemes of Nippon India Mutual Fund are amounting to Rs 76577.86 Lacs.



Investors understand that their principal will be at Moderate risk

Monthly Portfolio Statement as on March 31,2021

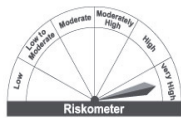
ISIN	Name of the Instrument	Industry / Rating	Quantity	Market/Fair Value (Rs. in Lacs)	% to NAV	YIELD
Equity & Equity related						
(a) Listed / awaiting listing on Stock Exchanges						
INE009A01021	Infosys Limited	Software	80,00,000	1,09,444.00	9.76%	
INE040A01034	HDFC Bank Limited	Banks	69,86,720	1,04,357.14	9.30%	
INE090A01021	ICICI Bank Limited	Banks	1,18,05,864	68,721.93	6.13%	
INE002A01018	Reliance Industries Limited	Petroleum Products	27,00,000	54,083.70	4.82%	
INE473A01011	Linde India Limited	Chemicals	28,30,711	50,938.64	4.54%	
INE062A01020	State Bank of India	Banks	1,15,00,000	41,894.50	3.73%	
INE019A01030	Larsen & Toubro Limited	Construction Project	28,39,250	40,286.12	3.59%	
INE001A01036	Housing Development Finance Corporation Limited	Finance	15,13,980	37,820.23	3.37%	
INE397D01024	Bharti Airtel Limited	Telecom - Services	68,00,000	35,176.40	3.14%	
INE238A01034	Axis Bank Limited	Banks	48,25,625	33,656.32	3.00%	
INE047A01021	Grasim Industries Limited	Cement & Cement Products	22,29,803	32,344.41	2.88%	
INE044A01036	Sun Pharmaceutical Industries Limited	Pharmaceuticals	50,56,184	30,225.87	2.69%	
INE030A01027	Hindustan Unilever Limited	Consumer Non Durables	12,31,899	29,953.62	2.67%	
INE860A01027	HCL Technologies Limited	Software	28,00,000	27,514.20	2.45%	
INE749A01030	Jindal Steel & Power Limited	Ferrous Metals	75,00,000	25,770.00	2.30%	
INE742F01042	Adani Ports and Special Economic Zone Limited	Transportation	33,50,951	23,537.08	2.10%	
INE73E01010	NTPC Limited	Power	1,99,90,000	21,299.35	1.90%	
INE094A01015	Hindustan Petroleum Corporation Limited	Petroleum Products	89,71,153	21,037.35	1.88%	
INE154A01025	ITC Limited	Consumer Non Durables	90,00,000	19,665.00	1.75%	
INE134E01011	Power Finance Corporation Limited	Finance	1,40,00,000	15,925.00	1.42%	
INE00R701025	Dalmia Bharat Limited	Cement & Cement Products	9,40,182	14,939.49	1.33%	
INE208A01029	Ashok Leyland Limited	Auto	1,30,00,000	14,755.00	1.32%	
INE081A01012	Tata Steel Limited	Ferrous Metals	18,00,000	14,613.30	1.30%	
INE585B01010	Maruti Suzuki India Limited	Auto	2,00,000	13,718.40	1.22%	
INE237A01028	Kotak Mahindra Bank Limited	Banks	7,50,000	13,147.50	1.17%	
INE019A01038	JSW Steel Limited	Ferrous Metals	28,15,167	12,250.75	1.09%	
INE149A01033	Cholamandalam Financial Holdings Limited	Finance	19,27,569	11,549.99	1.03%	
INE999A01015	KSB Limited	Industrial Products	12,22,723	10,958.65	0.98%	
INE053F01010	Indian Railway Finance Corporation Limited	Finance	4,70,75,175	10,780.22	0.96%	
INE200M01013	Varun Beverages Limited	Consumer Non Durables	10,25,000	10,280.24	0.92%	
INE477001011	Aditya Birla Fashion and Retail Limited	Retailing	50,00,000	10,062.50	0.90%	
INE105A01035	Sundaram Clayton Limited	Auto Ancillaries	3,21,637	9,910.60	0.89%	
INE028A01039	Bank of Baroda	Banks	1,26,48,212	9,372.33	0.84%	
INE467B01029	Tata Consultancy Services Limited	Software	2,84,773	9,049.66	0.81%	
INE029A01011	Bharat Petroleum Corporation Limited	Petroleum Products	20,00,000	8,559.00	0.76%	
INE715A01015	Wheels India Limited	Auto Ancillaries	18,09,721	8,188.99	0.73%	
INE059A01026	Dipla Limited	Pharmaceuticals	9,55,000	7,784.21	0.69%	
INE012A01025	ACC Limited	Cement & Cement Products	4,00,000	7,614.71	0.68%	
INE75G01014	HDFC Life Insurance Company Limited	Insurance	9,25,528	6,443.53	0.57%	
INE449A01011	Automotive Axles Limited	Auto Ancillaries	6,00,000	6,343.20	0.57%	
INE406A01037	Aurobindo Pharma Limited	Pharmaceuticals	7,12,146	6,276.14	0.56%	
INE101A01026	Mahindra & Mahindra Limited	Auto	7,00,000	5,566.75	0.50%	
INE86A01026	ITD Cementation India Limited	Construction	70,80,000	5,511.78	0.49%	
INE246F01010	Gujarat State Petronet Limited	Gas	20,00,000	5,467.00	0.49%	
INE055A01016	Century Textiles & Industries Limited	Paper	10,78,100	5,004.40	0.45%	
INE476A01014	Canara Bank	Banks	30,00,000	4,566.00	0.41%	
INE477A01020	Can Fin Homes Limited	Finance	6,38,950	3,921.56	0.35%	
INE119A01028	Balrampur Chini Mills Limited	Consumer Non Durables	17,36,894	3,725.64	0.33%	
INE066F01012	Hindustan Aeronautics Limited	Aerospace & Defense	3,52,884	3,511.02	0.31%	
INE095A01012	IndusInd Bank Limited	Banks	3,65,770	3,491.09	0.31%	
INE089A01023	Dr. Reddy's Laboratories Limited	Pharmaceuticals	70,000	3,161.20	0.28%	
INE854D01024	United Spirits Limited	Consumer Non Durables	5,00,000	2,781.75	0.25%	
INE136B01020	Cyient Limited	Software	3,87,000	2,505.63	0.22%	
INE263A01024	Bharat Electronics Limited	Aerospace & Defense	20,00,000	2,502.00	0.22%	
INE982F01036	Hathway Cable & Datacom Limited	Entertainment	97,00,000	2,492.90	0.22%	
INE335V01012	Indian Railway Catering And Tourism Corporation Limited	Transportation	1,40,800	2,473.86	0.22%	
INE085A01013	Chambal Fertilizers & Chemicals Limited	Fertilisers	10,00,000	2,290.50	0.20%	
INE123W01016	SBI Life Insurance Company Limited	Insurance	2,29,500	2,021.55	0.18%	
INE061F01013	Fortis Healthcare Limited	Healthcare Services	10,00,000	1,991.50	0.18%	
INE696C01036	Tech Mahindra Limited	Software	2,00,000	1,982.90	0.18%	
INE001A13049	Housing Development Finance Corporation Limited (Warrant)	Finance	1,95,600	1,455.26	0.13%	
INE647001027	Aditya Birla Fashion and Retail Limited - Partly Paid Up	Retailing	6,72,194	1,135.34	0.10%	
INE717A01029	Kennametal India Limited	Industrial Capital Goods	98,422	1,036.29	0.09%	
INE326A01037	Lupin Limited	Pharmaceuticals	1,00,000	1,020.45	0.09%	
INE91801018	Bajaj Finserv Limited	Insurance	5,000	483.43	0.04%	
Subtotal				11,10,349.07	98.97%	
(b) UNLISTED				NIL	NIL	NIL
Subtotal				NIL	NIL	NIL
Total				11,10,349.07	98.97%	
Money Market Instruments						
Triparty Repol Reverse Repo Instrument						
Triparty Repo				2,888.96	0.26%	
Reverse Repo				1,766.69	0.16%	
Total				4,655.65	0.42%	
OTHERS						
Cash/Margin - CCIL				9.90	0.000%	
Total				9.90	0.00%	
Net Current Assets				6,907.89	0.61%	
GRAND TOTAL				11,21,922.51	100.00%	

\$ Less Than 0.01% of NAV



Monthly Portfolio Statement as on March 31, 2021

ISIN	Name of the Instrument	Industry / Rating	Quantity	Market/Fair Value (Rs. in Lacs)	% to NAV	YIELD
Equity & Equity related						
(a) Listed / awaiting listing on Stock Exchanges						
INE099A01021	Infosys Limited	Software	29,62,398	40,527.00	8.31%	
INE062A01020	State Bank of India	Banks	1,06,82,075	38,914.80	7.98%	
INE090A01021	ICICI Bank Limited	Banks	66,01,100	38,425.00	7.88%	
INE238A01034	Axis Bank Limited	Banks	38,99,964	27,200.30	5.58%	
INE397D01024	Bharti Airtel Limited	Telecom - Services	52,00,000	26,899.60	5.52%	
INE040A01034	HDFC Bank Limited	Banks	16,29,832	24,343.99	4.99%	
INE154A01025	ITC Limited	Consumer Non Durables	1,08,51,469	23,710.33	4.85%	
INE002A01018	Reliance Industries Limited	Petroleum Products	9,74,209	19,514.38	4.00%	
INE044A01036	Sun Pharmaceutical Industries Limited	Pharmaceuticals	31,00,000	18,531.80	3.80%	
INE671A01010	Honeywell Automation India Limited	Industrial Capital Goods	34,911	16,575.69	3.40%	
INE029A01011	Bharat Petroleum Corporation Limited	Petroleum Products	36,00,000	15,406.20	3.16%	
INE111A01025	Container Corporation of India Limited	Transportation	24,25,158	14,502.44	2.97%	
INE335V01012	Indian Railway Catering And Tourism Corporation Limited	Transportation	7,81,507	13,731.08	2.82%	
INE200M01013	Virtus Beverages Limited	Consumer Non Durables	12,20,687	12,242.88	2.51%	
INE868B01028	NCC Limited	Construction Project	1,43,05,177	11,301.09	2.32%	
INE018E01016	SBI Cards and Payment Services Limited	Finance	11,30,000	10,489.23	2.15%	
INE00M201021	Sterling And Wilson Solar Limited	Construction Project	40,18,324	10,385.36	2.13%	
INE775A01035	Motherson Sumi Systems Limited	Auto Ancillaries	50,79,678	10,233.01	2.10%	
INE149A01033	Cholamandalam Financial Holdings Limited	Finance	16,29,226	9,822.24	2.01%	
INE010V01017	L&T Technology Services Limited	Engineering Services	3,56,266	9,454.94	1.94%	
INE665L01035	Vatroc Engineering Limited	Auto Ancillaries	25,00,250	9,122.16	1.87%	
INE208A01029	Ashok Leyland Limited	Auto	79,62,643	9,037.60	1.85%	
INE935N01020	Dixon Technologies (India) Limited	Consumer Durables	1,94,330	7,136.09	1.46%	
INE155A01022	Tata Motors Limited	Auto	22,74,024	6,863.00	1.41%	
INE450U01017	Route Mobile Limited	Software	4,73,469	6,674.97	1.37%	
INE002A01024	Reliance Industries Limited - Party Paid Up	Petroleum Products	5,08,840	5,548.90	1.14%	
INE001A01036	Housing Development Finance Corporation Limited	Finance	2,00,000	4,996.20	1.02%	
INE001A13049	Housing Development Finance Corporation Limited (Warrant)	Finance	6,64,200	4,941.65	1.01%	
INE180A01020	Max Financial Services Limited	Insurance	5,27,088	4,530.06	0.93%	
INE332A01027	Thomas Cook (India) Limited	Leisure Services	91,68,944	4,501.95	0.92%	
INE876A01011	GE Power India Limited	Industrial Capital Goods	12,64,339	3,628.65	0.74%	
Subtotal				4,59,192.68	94.15%	NIL
(b) UNLISTED				NIL	NIL	NIL
Subtotal				NIL	NIL	NIL
Total				4,59,192.68	94.15%	NIL
Money Market Instruments						
Triparty Repo/ Reverse Repo Instrument						
	Triparty Repo			15,001.80	3.08%	
	Reverse Repo			9,174.04	1.88%	
Total				24,175.84	4.96%	
OTHERS						
	Cash Margin - Derivatives			2,820.00	0.58%	
	Cash Margin - CCIL			31.67	0.01%	
Total				2,851.67	0.59%	
Net Current Assets				1,456.04	0.30%	
GRAND TOTAL				4,87,676.23	100.00%	



Investors understand that their principal will be at Very High risk

Monthly Portfolio Statement as on March 31,2021

ISIN	Name of the Instrument	Industry / Rating	Quantity	Market/Fair Value (Rs. in Lacs)	% to NAV	YIELD
	Money Market Instruments					
	Triparty Repo/ Reverse Repo Instrument					
	Triparty Repo			370.31	62.07%	
	Reverse Repo			226.46	37.96%	
	Total			596.77	100.03%	
	Net Current Assets			(0.18)	-0.03%	
	GRAND TOTAL			596.59	100.00%	



Investors understand that their principal will be at Low risk

Monthly Portfolio Statement as on March 31,2021

ISIN	Name of the Instrument	Industry / Rating	Quantity	Market/Fair Value (Rs. in Lacs)	% to NAV	YIELD
Debt Instruments						
(a) Listed / awaiting listing on Stock Exchange						
Government Securities						
IN002000072	8.35% Government of India	SOVEREIGN	4,25,00,000	44,476.59	6.33%	4.05%
IN002006037	8.2% Government of India	SOVEREIGN	2,93,60,350	30,466.71	4.33%	3.76%
IN0020190099	8.17% Government of India	SOVEREIGN	1,72,50,000	17,389.48	2.47%	3.32%
IN0020110030	8.79% Government of India	SOVEREIGN	1,00,00,000	10,305.53	1.47%	3.61%
IN2020120084	8.65% State Government Securities	SOVEREIGN	75,00,000	7,966.55	1.13%	4.93%
IN220120108	8.62% State Government Securities	SOVEREIGN	50,00,000	5,327.26	0.76%	4.94%
IN2120120034	8.64% State Government Securities	SOVEREIGN	50,00,000	5,322.45	0.76%	5.01%
IN3120120123	8.63% State Government Securities	SOVEREIGN	50,00,000	5,309.06	0.76%	4.94%
IN2120120026	8.6% State Government Securities	SOVEREIGN	40,00,000	4,245.28	0.60%	5.01%
IN2201200090	8.67% State Government Securities	SOVEREIGN	25,00,000	2,662.54	0.38%	4.94%
IN3120120032	8.84% State Government Securities	SOVEREIGN	25,00,000	2,632.77	0.37%	4.57%
IN0020110022	7.8% Government of India	SOVEREIGN	94,400	94.52	0.01%	3.08%
Non Convertible Debentures						
INE261F08A74	8.5% National Bank For Agriculture and Rural Development **	CRISIL AAA	2,800	29,736.76	4.23%	4.87%
INE377Y07128	8.07% Bajaj Housing Finance Limited **	CRISIL AAA	2,500	25,939.60	3.69%	4.90%
INE219X07025	8.99% India Grid Trust InvT Fund **	CRISIL AAA	2,250	22,519.31	3.20%	7.27%
INE69107EQ8	7.67% L & T Infrastructure Finance Company Limited **	CRISIL AAA	2,000	20,512.44	2.92%	4.88%
INE790Z07012	9.04% Indirafrail Trust **	CRISIL AAA	2,000	20,244.60	2.88%	8.00%
INE15D08BY8	5% Citicorp Finance India Limited **	ICRA AAA	1,500	15,011.36	2.13%	4.93%
INE001A07SV5	4.23% Housing Development Finance Corporation Limited	CRISIL AAA	1,500	15,007.65	2.13%	4.15%
INE041007043	6.7% Embassy Office Parks REIT **	CRISIL AAA	1,400	14,011.75	1.99%	6.83%
INE414G07EK0	9.5% Muthoot Finance Limited **	CRISIL AA+	11,00,000	11,331.11	1.61%	5.15%
INE414G07FF7	7.4% Muthoot Finance Limited **	CRISIL AA+	11,00,000	11,097.09	1.58%	7.02%
INE540P07137	8.48% U.P. Power Corporation Limited **	FITCH AA(CE)	1,000	10,268.00	1.46%	6.84%
INE020B08CV5	6.6% REC Limited **	CRISIL AAA	1,000	10,237.22	1.46%	4.05%
INE377Y07169	6.94% Bajaj Housing Finance Limited **	CRISIL AAA	1,000	10,224.05	1.45%	4.55%
INE476M07B74	8.3% L & T Housing Finance **	CRISIL AAA	1,000	10,206.21	1.45%	4.95%
INE261F08CY0	5% National Bank For Agriculture and Rural Development **	CRISIL AAA	1,000	10,011.99	1.42%	4.93%
INE15D08BZ5	4.92% Citicorp Finance India Limited **	ICRA AAA	1,000	10,004.15	1.42%	4.83%
INE121A07PW5	5.48% Cholamandalam Investment and Finance Company Limited **	ICRA AA+	1,000	9,966.29	1.42%	5.68%
INE246R07475	5.5% NIF Infrastructure Finance Limited **	ICRA AAA	1,000	9,939.80	1.41%	5.84%
INE540P07129	8.48% U.P. Power Corporation Limited **	FITCH AA(CE)	885	8,979.82	1.28%	5.97%
INE121A07PU9	5.68% Cholamandalam Investment and Finance Company Limited **	ICRA AA+	750	7,473.20	1.06%	5.88%
INE020B08BM6	8.35% REC Limited **	CRISIL AAA	600	6,233.26	0.89%	4.05%
INE020B08AK2	7.03% REC Limited **	CRISIL AAA	500	5,157.24	0.73%	4.69%
INE222D07BG1	9.25% Manappuram Finance Limited **	CARE AA	500	5,124.94	0.73%	6.17%
INE163N08156	7.98% ONGC Petro Additions Limited **	ICRA AA	500	5,101.59	0.73%	7.06%
INE790Z07038	9.04% Indirafrail Trust **	CRISIL AAA	500	5,061.15	0.72%	8.00%
INE549K07634	9.25% Muthoot Fincorp Ltd **	CRISIL AA+(CE)	500	5,059.66	0.72%	8.37%
INE16DA7QT0	5.23% Kotak Mahindra Prime Limited **	CRISIL AAA	500	5,014.36	0.71%	5.01%
INE041007050	6.4% Embassy Office Parks REIT **	CRISIL AAA	500	4,946.48	0.70%	6.99%
INE222D07BW8	7.45% Manappuram Finance Limited **	CRISIL AA	400	4,050.71	0.58%	6.90%
INE001A07PJ6	8.25% Housing Development Finance Corporation Limited **	CRISIL AAA	35	3,545.96	0.50%	3.91%
INE001A07RS3	8.58% Housing Development Finance Corporation Limited **	CRISIL AAA	250	2,802.10	0.37%	4.15%
INE020B08CH4	7.12% REC Limited **	CRISIL AAA	250	2,596.26	0.37%	5.05%
INE75607CYS	7.57% HDB Financial Services Limited **	CRISIL AAA	250	2,592.91	0.37%	5.42%
INE020B08BD5	8.83% REC Limited **	CRISIL AAA	250	2,592.20	0.37%	4.05%
INE97808300	9.22% Tata Capital Limited **	CRISIL AAA	250	2,587.81	0.37%	6.03%
INE115A07NZ5	8.6% LIC Housing Finance Limited **	CARE AAA	250	2,581.96	0.37%	4.23%
INE97808292	9% Tata Capital Limited **	CRISIL AAA	250	2,560.68	0.36%	5.12%
INE134E08IN2	7.27% Power Finance Corporation Limited **	CRISIL AAA	250	2,556.55	0.36%	3.95%
INE001A07SN2	6.22% Housing Development Finance Corporation Limited	CRISIL AAA	250	2,535.27	0.36%	4.05%
INE020B08CE1	6.9% REC Limited **	CRISIL AAA	150	1,543.02	0.22%	4.46%
INE027E07709	8.95% L&T Finance Limited **	CARE AAA	113	1,152.35	0.16%	4.33%
Zero Coupon Bonds						
INE041007019	Embassy Office Parks REIT **	CRISIL AAA	2,270	27,501.05	3.91%	5.21%
INE306N07KZ9	Tata Capital Financial Services Limited **	ICRA AAA	1,000	12,172.24	1.73%	5.15%
INE16DA7PU0	Kotak Mahindra Prime Limited **	CRISIL AAA	15	147.55	0.02%	4.10%
Subtotal				5,33,938.44	75.91%	
(b) Privately placed / Unlisted						
Subtotal				NIL	NIL	NIL
(c) Securitised Debt						
INE06815016	Mobil Trust Series-14 **	FITCH AAA(SO)	97,45,44,032	7,141.46	1.02%	9.70%
INE05F15010	MFL Securitisation Trust **	CRISIL AAA(SO)	1,795	3,148.77	0.45%	9.33%
INE0C0T15032	Innovation Trust XXX **	CRISIL AA(SO)	240	856.36	0.12%	8.47%
Subtotal				11,146.59	1.59%	
Total				5,45,085.03	77.50%	
Derivatives						
Interest Rate Swaps						
Interest Rate Swaps Pay Fix Receive Floating (03/04/2023) (FV 10000 Lacs)				(17.18)	\$0.00%	
Interest Rate Swaps Pay Fix Receive Floating (04/05/2023) (FV 2500 Lacs)				16.81	\$0.00%	
Interest Rate Swaps Pay Fix Receive Floating (21/01/2023) (FV 10000 Lacs)				21.87	\$0.00%	
Interest Rate Swaps Pay Fix Receive Floating (05/02/2023) (FV 10000 Lacs)				33.67	\$0.00%	
Total				55.17	0.08%	
Money Market Instruments						
Certificate of Deposit						
INE238A169V5	Axis Bank Limited **	ICRA A1+	10,000	9,862.46	1.40%	3.54%
INE238A168V7	Axis Bank Limited **	ICRA A1+	10,000	9,838.96	1.40%	3.54%
Triparty Repo/ Reverse Repo Instrument						
Triparty Repo				16,911.59	2.41%	
Reverse Repo				10,341.94	1.47%	
Commercial Paper						
INE115A14CY7	LIC Housing Finance Limited **	CRISIL A1+	4,000	19,778.56	2.81%	3.72%
INE140A14J49	Piramal Enterprises Limited **	CRISIL A1+	4,000	19,778.00	2.81%	7.73%
INE267A14440	Hindustan Zinc Limited **	CRISIL A1+	2,500	12,335.10	1.75%	3.72%
INE261F14H38	National Bank For Agriculture and Rural Development **	ICRA A1+	2,000	9,883.27	1.41%	3.51%
INE70414DV5	Barclays Investments & Loans (India) Private Limited **	CRISIL A1+	1,000	4,970.53	0.71%	3.87%
INE70414DX1	Barclays Investments & Loans (India) Private Limited **	CRISIL A1+	1,000	4,961.13	0.71%	3.87%
INE002A14HJ7	Reliance Industries Limited **	CRISIL A1+	1,000	4,935.26	0.70%	3.60%
INE140A14J56	Piramal Enterprises Limited **	CRISIL A1+	500	2,470.70	0.35%	7.73%
Treasury Bill						
IN002020Y371	182 Days Tbill		1,50,00,000	14,897.87	2.12%	3.25%
Total				1,40,866.37	20.9%	
OTHERS						
Cash Margin - CCL				75.56	0.01%	
Total				75.56	0.01%	
Net Current Assets				16,948.97	2.44%	
GRAND TOTAL				7,03,130.10	100.00%	

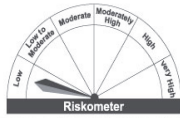
** Non Traded Securities/Illiquid Securities



Investors understand that their principal will be at Moderate risk

Monthly Portfolio Statement as on March 31,2021

ISIN	Name of the Instrument	Industry / Rating	Quantity	Market/Fair Value (Rs. in Lacs)	% to NAV	YIELD
	Money Market Instruments					
	Triparty Repo/ Reverse Repo Instrument					
	Triparty Repo			261.50	62.17%	
	Reverse Repo			159.91	38.02%	
	Total			421.41	100.19%	
	Net Current Assets			(0.81)	-0.19%	
	GRAND TOTAL			420.60	100.00%	



Investors understand that their principal will be at Low risk

Monthly Portfolio Statement as on March 31,2021

ISIN	Name of the Instrument	Industry / Rating	Quantity	Market/Fair Value (Rs. in Lacs)	% to NAV	YIELD
	Money Market Instruments					
	Triparty Repo/ Reverse Repo Instrument					
	Triparty Repo			220.15	62.00%	
	Reverse Repo			134.63	37.92%	
	Total			354.78	99.92%	
	Net Current Assets			0.28	0.08%	
	GRAND TOTAL			355.06	100.00%	

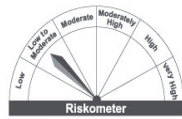


Investors understand that their principal will be at Low risk

Monthly Portfolio Statement as on March 31,2021

ISIN	Name of the Instrument	Industry / Rating	Quantity	Market/Fair Value (Rs. in Lacs)	% to NAV	YIELD
	Debt Instruments					
	(a) Listed / awaiting listing on Stock Exchange					
	Government Securities					
IN3320110049	8.69% State Government Securities	SOVEREIGN	4,37,700	443.44	32.26%	3.61%
	Non Convertible Debentures					
INE110L07120	8.7% Reliance Industries Limited **	CRISIL AAA	15	152.08	11.06%	3.65%
INE020B08BN4	8.15% REC Limited	CRISIL AAA	15	151.46	11.02%	3.35%
INE941D07125	10.4% Sikka Ports and Terminals Limited **	CRISIL AAA	12	122.19	8.89%	3.86%
INE445L08334	8.12% Naha Power Limited **	ICRA AAA(CE)	12	120.58	8.76%	3.76%
INE945S07066	8.5% Kudgi Transmission Ltd **	CRISIL AAA	10	100.14	7.28%	5.65%
	Subtotal			1,089.70	79.27%	
	(b) Privately placed / Unlisted			NIL	NIL	NIL
	Subtotal			NIL	NIL	NIL
	(c) Securitized Debt					
	Subtotal			NIL	NIL	
	Total			1,089.70	79.27%	
	Money Market Instruments					
	Certificate of Deposit					
INE092T16QA3	IDFC First Bank Limited **	ICRA A1+	130	129.07	9.39%	3.51%
	Triparty Repo/ Reverse Repo Instrument					
	Triparty Repo			8.74	0.64%	
	Reverse Repo			5.35	0.39%	
	Total			143.16	10.42%	
	Mutual Fund Units					
INF204K01ZH0	Nippon India Liquid Fund-Direct Growth Plan		1,987.153	100.01	7.27%	
	Total			100.01	7.27%	
	Net Current Assets			41.91	3.04%	
	GRAND TOTAL			1,374.78	100.00%	

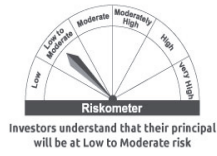
** Non Traded Securities/Illiquid Securities



Riskometer
Investors understand that their principal
will be at Low to Moderate risk

Monthly Portfolio Statement as on March 31,2021

ISIN	Name of the Instrument	Industry / Rating	Quantity	Market/Fair Value (Rs. in Lacs)	% to NAV	YIELD
	Money Market Instruments					
	Triparty Repo/ Reverse Repo Instrument					
	Triparty Repo			59.58	2.05%	
	Reverse Repo			36.44	1.26%	
	Total			96.02	3.31%	
	Mutual Fund Units					
INF204K01ZH0	Nippon India Liquid Fund-Direct Growth Plan		55,721.261	2,804.22	96.69%	
	Total			2,804.22	96.69%	
	Net Current Assets			0.10	0.00%	
	GRAND TOTAL			2,900.34	100.00%	



Monthly Portfolio Statement as on March 31,2021

ISIN	Name of the Instrument	Industry / Rating	Quantity	Market/Fair Value (Rs. in Lacs)	% to NAV	YIELD
	Money Market Instruments					
	Triparty Repo/ Reverse Repo Instrument					
	Triparty Repo			292.38	62.10%	
	Reverse Repo			178.80	37.98%	
	Total			471.18	100.08%	
	Net Current Assets			(0.36)	-0.08%	
	GRAND TOTAL			470.82	100.00%	



Investors understand that their principal will be at Low risk

Monthly Portfolio Statement as on March 31,2021

ISIN	Name of the Instrument	Industry / Rating	Quantity	Market/Fair Value (Rs. in Lacs)	% to NAV	YIELD
Equity & Equity related						
(a) Listed / awaiting listing on Stock Exchanges						
INE062A01020	State Bank of India	Banks	2,60,00,000	94,718.00	9.41%	
INE000A01021	ICICI Bank Limited	Banks	1,18,03,161	68,706.20	6.82%	
INE009A01021	Infosys Limited	Software	48,50,084	66,351.57	6.59%	
INE002A01018	Reliance Industries Limited	Petroleum Products	28,00,000	56,086.80	5.57%	
INE397D01024	Bharti Airtel Limited	Telecom - Services	1,07,50,683	55,613.28	5.52%	
INE733E01010	NTPC Limited	Power	4,35,13,410	46,363.54	4.60%	
INE040A01034	HDFC Bank Limited	Banks	30,00,000	44,809.50	4.45%	
INE960A01027	HCL Technologies Limited	Software	45,00,927	44,228.36	4.39%	
INE154A01025	ITC Limited	Consumer Non Durables	1,80,00,000	39,330.00	3.91%	
INE018A01030	Larsen & Toubro Limited	Construction Project	26,00,000	36,891.40	3.66%	
INE001A01036	Housing Development Finance Corporation Limited	Finance	12,50,315	31,234.12	3.10%	
INE467B01029	Tata Consultancy Services Limited	Software	9,75,000	30,984.04	3.08%	
INE029A01011	Bharat Petroleum Corporation Limited	Petroleum Products	69,00,000	29,528.55	2.93%	
INE238A01034	Axis Bank Limited	Banks	42,00,080	29,293.46	2.91%	
INE030A01027	Hindustan Unilever Limited	Consumer Non Durables	12,01,000	29,202.32	2.90%	
INE044A01036	Sun Pharmaceutical Industries Limited	Pharmaceuticals	47,00,000	28,096.60	2.79%	
INE018E01016	SBI Cards and Payment Services Limited	Finance	30,00,000	27,847.50	2.77%	
INE081A01012	Tata Steel Limited	Ferrous Metals	30,00,316	24,358.07	2.42%	
INE025A01029	The Indian Hotels Company Limited	Luxury Services	2,10,10,567	23,290.21	2.31%	
INE571A01010	Honeywell Automation India Limited	Industrial Capital Goods	40,000	18,991.94	1.89%	
INE361B01024	Divi's Laboratories Limited	Pharmaceuticals	4,50,097	16,306.11	1.62%	
INE021A01026	Asian Paints Limited	Consumer Non Durables	5,00,000	12,687.00	1.26%	
INE180A01020	Max Financial Services Limited	Insurance	14,00,610	12,037.54	1.20%	
INE066F01012	Hindustan Aeronautics Limited	Aerospace & Defense	12,00,227	11,941.66	1.19%	
INE028A01039	Bank of Baroda	Banks	1,59,90,495	11,848.96	1.18%	
INE427F01016	Chalet Hotels Limited	Luxury Services	78,30,672	11,456.27	1.14%	
INE152M01016	Triveni Turbine Limited	Industrial Capital Goods	1,07,56,290	10,949.90	1.09%	
INE465A01025	Bharat Forge Limited	Industrial Products	17,00,000	10,131.15	1.01%	
INE117A01022	ABB India Limited	Industrial Capital Goods	6,00,557	8,468.15	0.84%	
INE114A01011	Steel Authority of India Limited	Ferrous Metals	1,00,00,000	7,880.00	0.78%	
INE442H01029	Ashoka Buldoon Limited	Construction	75,91,641	7,735.88	0.77%	
INE123W01016	SBI Life Insurance Company Limited	Insurance	8,00,000	7,046.80	0.70%	
INE258A01016	BEML Limited	Industrial Capital Goods	5,50,000	6,906.63	0.69%	
INE200A01026	GE T&D India Limited	Industrial Capital Goods	56,96,749	6,625.32	0.66%	
INE647O01011	Aditya Birla Fashion and Retail Limited	Retailing	29,87,100	6,011.54	0.60%	
INE208A01029	Ashok Leyland Limited	Auto	50,00,000	5,675.00	0.56%	
INE665L01035	Varrco Engineering Limited	Auto Ancillaries	15,42,416	5,627.50	0.56%	
INE296A01024	Srje Finance Limited	Finance	1,05,000	5,407.34	0.54%	
INE854D01024	United Spirits Limited	Consumer Non Durables	9,00,000	5,007.15	0.50%	
INE151A01013	Tata Communications Limited	Telecom - Services	4,00,000	4,251.20	0.42%	
INE263A01024	Bharat Electronics Limited	Aerospace & Defense	15,00,000	1,876.50	0.19%	
Subtotal				10,01,803.06	99.52%	
(b) UNLISTED				NIL	NIL	NIL
Subtotal				NIL	NIL	NIL
Total				10,01,803.06	99.52%	
Money Market Instruments						
Triparty Repo Reverse Repo Instrument						
Triparty Repo				1,334.20	0.13%	
Reverse Repo				815.90	0.08%	
Total				2,150.10	0.21%	
OTHERS						
Cash Margin - CCIL				8.48	0.00%	
Cash Margin - Derivatives				0.00	0.00%	
Total				8.48	0.00%	
Net Current Assets				2,978.94	0.27%	
GRAND TOTAL				10,06,940.58	100.00%	

\$ Less Than 0.01% of NAV

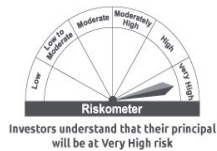
Aggregate value of investments made by other schemes of Nippon India Mutual Fund are amounting to Rs 2173.04 Lacs.



Monthly Portfolio Statement as on March 31,2021

ISIN	Name of the Instrument	Industry / Rating	Quantity	Market/Fair Value (Rs. in Lacs)	% to NAV	YIELD
Equity & Equity related						
(a) Listed / awaiting listing on Stock Exchanges						
INE022A01018	Reliance Industries Limited	Petroleum Products	8,083	161.91	6.10%	
INE040A01034	HDFC Bank Limited	Banks	10,305	153.92	5.80%	
INE090A01021	ICICI Bank Limited	Banks	25,474	148.28	5.59%	
INE099A01021	Infosys Limited	Software	10,656	145.78	5.50%	
INE001A01036	Housing Development Finance Corporation Limited	Finance	5,773	144.22	5.44%	
INE062A01020	State Bank of India	Banks	36,562	133.20	5.02%	
INE397D01024	Bharti Airtel Limited	Telecom - Services	21,172	112.63	4.25%	
INE960A01027	HCL Technologies Limited	Software	11,198	110.04	4.15%	
INE101A01026	Mahindra & Mahindra Limited	Auto	11,769	93.59	3.53%	
INE047A01021	Grasim Industries Limited	Cement & Cement Products	5,683	82.43	3.11%	
INE044A01036	Sun Pharmaceutical Industries Limited	Pharmaceuticals	13,357	79.85	3.01%	
INE075A01022	Wipro Limited	Software	17,303	71.66	2.70%	
INE752E01010	Power Grid Corporation of India Limited	Power	30,873	66.58	2.51%	
INE949L01017	AU Small Finance Bank Limited	Banks	4,937	60.62	2.29%	
INE019A01038	JSW Steel Limited	Ferrous Metals	12,842	60.16	2.27%	
INE361B01024	Divi's Laboratories Limited	Pharmaceuticals	1,655	59.96	2.26%	
INE196A01026	Marico Limited	Consumer Non Durables	14,385	59.17	2.23%	
INE844O01030	Gujarat Gas Limited	Gas	10,322	56.71	2.14%	
INE749A01030	Jindal Steel & Power Limited	Ferrous Metals	16,475	56.61	2.13%	
INE059A01026	Cipla Limited	Pharmaceuticals	6,748	55.00	2.07%	
INE180A01020	Max Financial Services Limited	Insurance	6,353	54.60	2.06%	
INE195A01028	Supreme Industries Limited	Industrial Products	2,635	53.83	2.03%	
INE414G01012	Muthoot Finance Limited	Finance	4,347	52.42	1.98%	
INE079A01024	Ambuja Cements Limited	Cement & Cement Products	16,405	50.67	1.91%	
INE00R701025	Dalmia Bharat Limited	Cement & Cement Products	3,178	50.50	1.90%	
INE115A01026	LIC Housing Finance Limited	Finance	11,338	48.55	1.83%	
INE298A01020	Cummins India Limited	Industrial Products	5,269	48.46	1.83%	
INE214T01019	Larsen & Toubro Infotech Limited	Software	1,190	48.25	1.82%	
INE494B01023	TVS Motor Company Limited	Auto	7,994	46.77	1.76%	
INE179A01014	Procter & Gamble Hygiene and Health Care Limited	Consumer Non Durables	365	46.28	1.74%	
INE548C01032	Emami Limited	Consumer Non Durables	9,471	46.03	1.74%	
INE114A01011	Steel Authority of India Limited	Ferrous Metals	57,872	45.60	1.72%	
INE020B01018	REC Limited	Finance	33,988	44.58	1.68%	
INE028A01039	Bank of Baroda	Banks	58,441	43.30	1.63%	
INE406A01037	Aurobindo Pharma Limited	Pharmaceuticals	4,723	41.62	1.57%	
Subtotal				2,633.78	99.30%	
(b) UNLISTED				NIL	NIL	NIL
Subtotal				NIL	NIL	NIL
Total				2,633.78	99.30%	
Money Market Instruments						
Triparty Repo/ Reverse Repo Instrument						
	Triparty Repo			49.69	1.87%	
	Reverse Repo			30.39	1.15%	
Total				80.08	3.02%	
OTHERS						
	Cash Margin - CCL			0.07	\$0.00%	
Total				0.07	0.00%	
Net Current Assets				(61.64)	-2.32%	
GRAND TOTAL				2,652.29	100.00%	

§ Less Than 0.01% of NAV



Monthly Portfolio Statement as on March 31, 2021

ISIN	Name of the Instrument	Industry / Rating	Quantity	Market/Fair Value (Rs. in Lacs)	% to NAV	YIELD
Debt Instruments						
(a) Listed / awaiting listing on Stock Exchange						
Government Securities						
	(a) Listed / awaiting listing on Stock Exchange					
IN0020170026	6.79% Government of India	SOVEREIGN	4,10,00,000	42,287.61	27.73%	6.16%
IN0020200245	6.22% Government of India	SOVEREIGN	2,25,00,000	21,511.26	14.11%	6.71%
IN0020190016	7.27% Government of India	SOVEREIGN	1,60,00,000	16,887.92	11.08%	5.97%
IN0020200096	6.19% Government of India	SOVEREIGN	1,64,71,300	15,760.04	10.34%	6.68%
IN0020200112	5.22% Government of India	SOVEREIGN	1,30,00,000	12,817.55	8.41%	5.60%
IN0020170042	6.66% Government of India	SOVEREIGN	1,18,00,000	11,716.23	7.65%	6.55%
IN0020200278	5.15% Government of India	SOVEREIGN	1,05,00,000	10,267.48	6.73%	5.70%
IN3120200362	6.95% State Government Securities	SOVEREIGN	45,00,000	4,544.17	2.98%	6.81%
IN2220200199	6.78% State Government Securities	SOVEREIGN	10,00,000	995.93	0.65%	6.83%
IN0020150044	8.13% Government of India	SOVEREIGN	5,00,000	578.73	0.38%	6.79%
IN2220200330	6.67% State Government Securities	SOVEREIGN	1,00,900	99.59	0.07%	6.83%
IN1320190227	6.92% State Government Securities	SOVEREIGN	83,400	83.83	0.05%	6.85%
IN0020180025	7.37% Government of India	SOVEREIGN	63,200	66.66	0.04%	4.51%
IN0020150051	7.73% Government of India	SOVEREIGN	47,600	51.88	0.03%	6.72%
IN0020200070	5.79% Government of India	SOVEREIGN	41,800	40.02	0.03%	6.41%
	Subtotal			1,37,708.92	90.31%	
(b) Privately placed / Unlisted						
	Subtotal			NIL	NIL	NIL
(c) Securitized Debt						
	Subtotal			NIL	NIL	NIL
	Total			1,37,708.92	90.31%	
Money Market Instruments						
Triparty Repo/ Reverse Repo Instrument						
	Triparty Repo			8,154.22	5.35%	
	Reverse Repo			4,986.54	3.27%	
	Total			13,140.76	8.62%	
OTHERS						
	Cash Margin - CCIL			23.49	0.02%	
	Total			23.49	0.02%	
	Net Current Assets			1,611.18	1.05%	
	GRAND TOTAL			1,52,484.35	100.00%	



Monthly Portfolio Statement as on March 31,2021

ISIN	Name of the Instrument	Industry / Rating	Quantity	Market/Fair Value (Rs. in Lacs)	% to NAV	YIELD
Equity & Equity related						
(a) Listed / awaiting listing on Stock Exchanges						
INE040A01034	HDFC Bank Limited	Banks	2,18,394	3,262.04	10.24%	
INE020A01018	Reliance Industries Limited	Petroleum Products	1,62,130	3,247.63	10.19%	
INE009A01021	Infosys Limited	Software	1,85,849	2,542.51	7.98%	
INE010A01036	Housing Development Finance Corporation Limited	Finance	90,325	2,256.41	7.08%	
INE090A01021	ICIICI Bank Limited	Banks	3,46,788	2,018.65	6.33%	
INE467B01029	Tata Consultancy Services Limited	Software	51,939	1,650.54	5.18%	
INE237A01028	Kotak Mahindra Bank Limited	Banks	73,535	1,289.07	4.05%	
INE030A01027	Hindustan Unilever Limited	Consumer Non Durables	44,773	1,088.66	3.42%	
INE154A01025	ITC Limited	Consumer Non Durables	4,38,212	957.49	3.00%	
INE238A01034	Axis Bank Limited	Banks	1,25,967	878.56	2.76%	
INE018A01030	Larsen & Toubro Limited	Construction Project	60,568	859.40	2.70%	
INE062A01020	State Bank of India	Banks	1,92,442	701.07	2.20%	
INE296A01024	Bajaj Finance Limited	Finance	13,296	684.72	2.15%	
INE970D01024	Bharti Airtel Limited	Telecom - Services	1,21,179	626.86	1.97%	
INE021A01026	Asian Paints Limited	Consumer Non Durables	22,607	573.63	1.80%	
INE860A01027	HCL Technologies Limited	Software	54,433	534.89	1.68%	
INE585B01010	Maruti Suzuki India Limited	Auto	6,665	457.17	1.43%	
INE481G01011	UltraTech Cement Limited	Cement & Cement Products	5,790	390.13	1.22%	
INE101A01026	Mahindra & Mahindra Limited	Auto	46,003	381.74	1.20%	
INE280A01028	Titan Company Limited	Consumer Durables	20,824	338.01	1.02%	
INE044A01036	Sun Pharmaceutical Industries Limited	Pharmaceuticals	54,143	323.67	1.02%	
INE696C01036	Tech Mahindra Limited	Software	31,075	308.09	0.97%	
INE081A01012	Tata Steel Limited	Ferrous Metals	37,848	307.27	0.96%	
INE075A01022	Wipro Limited	Software	74,185	307.24	0.96%	
INE239A01016	Nestle India Limited	Consumer Non Durables	1,789	307.09	0.96%	
INE918B01018	Bajaj Finserv Limited	Insurance	3,032	293.15	0.92%	
INE795G01014	HDFC Life Insurance Company Limited	Insurance	41,551	289.28	0.91%	
INE047A01021	Grasim Industries Limited	Cement & Cement Products	19,137	277.59	0.87%	
INE752E01010	Power Grid Corporation of India Limited	Power	1,28,550	277.22	0.87%	
INE089A01023	Dr. Reddy's Laboratories Limited	Pharmaceuticals	6,088	274.93	0.86%	
INE155A01022	Tata Motors Limited	Auto	89,911	271.35	0.85%	
INE095A01012	Indusind Bank Limited	Banks	28,303	270.14	0.85%	
INE742F01042	Adani Ports and Special Economic Zone Limited	Transportation	36,679	257.63	0.81%	
INE733E01010	NTPC Limited	Power	2,38,266	253.87	0.80%	
INE917I01010	Bajaj Auto Limited	Auto	6,530	239.69	0.75%	
INE038A01020	Hindalco Industries Limited	Non - Ferrous Metals	73,232	239.36	0.75%	
INE361B01024	Divi's Laboratories Limited	Pharmaceuticals	6,390	231.50	0.73%	
INE019A01038	JSW Steel Limited	Ferrous Metals	48,486	227.13	0.71%	
INE216A01030	Britannia Industries Limited	Consumer Non Durables	5,919	214.57	0.67%	
INE059A01026	Cipla Limited	Pharmaceuticals	25,478	207.67	0.65%	
INE029A01011	Bharat Petroleum Corporation Limited	Petroleum Products	46,776	200.18	0.63%	
INE070A01015	Shree Cement Limited	Cement & Cement Products	669	197.12	0.62%	
INE192A01025	Tata Consumer Products Limited	Consumer Non Durables	30,038	191.91	0.60%	
INE158A01026	Hemlo MotoCorp Limited	Auto	6,512	189.73	0.60%	
INE213A01029	Oil & Natural Gas Corporation Limited	Oil	1,82,949	186.88	0.59%	
INE066A01021	Eicher Motors Limited	Auto	6,991	182.04	0.57%	
INE628A01036	UPL Limited	Pesticides	27,586	177.06	0.56%	
INE123W01016	SBI Life Insurance Company Limited	Insurance	19,559	172.29	0.54%	
INE522F01014	Coal India Limited	Minerals/Mining	1,05,074	136.96	0.43%	
INE242A01010	Indian Oil Corporation Limited	Petroleum Products	1,27,464	117.08	0.37%	
Subtotal				31,856.87	99.98%	
(b) UNLISTED						
Subtotal				0.00	0.00%	
Total				31,856.87	99.98%	
Money Market Instruments						
Triparty Repo/ Reverse Repo Instrument						
Triparty Repo				72.90	0.23%	
Reverse Repo				44.58	0.14%	
Total				117.48	0.37%	
OTHERS						
Cash Margin - CCIL				0.45	0.00%	
Total				0.45	0.00%	
Net Current Assets				(168.75)	-0.53%	
GRAND TOTAL				31,856.05	100.00%	

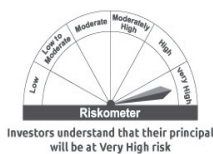
§ Less Than 0.01% of NAV

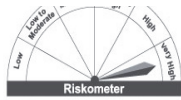
This is with reference to Gazette notification (Reference no. G.S.R.174(E)) issued by Ministry of Finance on 13th March 2020, for Yes Bank Limited reconstruction scheme, 2020. As per point 3(8)(a) of the notification, there shall be a lock-in period of three years from the commencement of the above said scheme to the extent of 75% of shares held by existing shareholders on the date of commencement of the scheme which came into force from March 13,2020.

Taking into account the above development, the valuation committee of Nippon India Mutual Fund has decided to markdown the 75% locked-in shares of YES Bank to ZERO, as on March 16, 2020.

For any future distribution of realised proceeds of these locked-in YES Bank shares to the underlying unitholders, following Reconstituted Portfolio was created

ISIN	Name of the Instrument	Industry / Rating	Quantity	Market/Fair Value (Rs. in Lacs)	% to NAV
Equity & Equity related					
(a) Listed / awaiting listing on Stock Exchanges					
INE526G01035	Yes Bank Limited	Banks	55578	0	0.00%
Total				0	0.00%
Net Current Assets				0	0.00%
GRAND TOTAL				0	0.00%



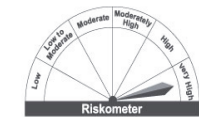


Investors understand that their principal will be at Very High risk

Monthly Portfolio Statement as on March 31,2021

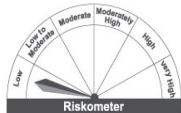
ISIN	Name of the Instrument	Industry / Rating	Quantity	Market/Fair Value (Rs. in Lacs)	% to NAV	YIELD
Equity & Equity related						
(a) Listed / awaiting listing on Stock Exchanges						
INE002A01018	Reliance Industries Limited	Petroleum Products	78,798	1,578.48	11.97%	
INE040A01034	HDFC Bank Limited	Banks	99,382	1,484.02	11.25%	
INE009A01021	Infosys Limited	Software	89,288	1,221.24	9.26%	
INE001A01036	Housing Development Finance Corporation Limited	Finance	43,917	1,097.46	8.32%	
INE090A01021	ICICI Bank Limited	Banks	1,68,466	979.21	7.42%	
INE467B01029	Tata Consultancy Services Limited	Software	25,243	802.12	6.08%	
INE237A01028	Kotak Mahindra Bank Limited	Banks	31,866	558.93	4.24%	
INE030A01027	Hindustan Unilever Limited	Consumer Non Durables	21,780	528.94	4.01%	
INE154A01025	ITC Limited	Consumer Non Durables	2,12,937	465.27	3.53%	
INE238A01034	Axis Bank Limited	Banks	64,193	447.75	3.39%	
INE018A01030	Larsen & Toubro Limited	Construction Project	29,437	417.52	3.17%	
INE062A01020	State Bank of India	Banks	93,531	340.78	2.58%	
INE296A01024	Bajaj Finance Limited	Finance	6,462	332.72	2.52%	
INE097D01024	Bharti Airtel Limited	Telecom - Services	53,505	302.65	2.23%	
INE021A01026	Asian Paints Limited	Consumer Non Durables	10,988	278.74	2.11%	
INE860A01027	HCL Technologies Limited	Software	26,455	260.17	1.97%	
INE585B01010	Maruti Suzuki India Limited	Auto	3,239	222.19	1.68%	
INE481G01011	UltraTech Cement Limited	Cement & Cement Products	2,814	189.59	1.44%	
INE101A01026	Mahindra & Mahindra Limited	Auto	23,331	185.50	1.41%	
INE280A01028	Titan Company Limited	Consumer Durables	10,170	158.39	1.20%	
INE044A01036	Sun Pharmaceutical Industries Limited	Pharmaceuticals	26,314	157.25	1.19%	
INE696C01036	Tech Mahindra Limited	Software	15,096	149.64	1.13%	
INE239A01016	Nestle India Limited	Consumer Non Durables	869	149.21	1.13%	
INE918B01018	Bajaj Finserv Limited	Insurance	1,474	142.50	1.08%	
INE732E01010	Power Grid Corporation of India Limited	Power	62,478	134.73	1.02%	
INE089A01023	Dr. Reddy's Laboratories Limited	Pharmaceuticals	2,959	133.62	1.01%	
INE095A01012	IndusInd Bank Limited	Banks	13,844	132.07	1.00%	
INE733E01010	NTPC Limited	Power	1,15,802	123.27	0.93%	
INE917I01010	Bajaj Auto Limited	Auto	3,174	116.54	0.88%	
INE213A01029	Oil & Natural Gas Corporation Limited	Oil	88,917	90.83	0.69%	
	Subtotal			13,181.33	99.90%	
	(b) UNLISTED			NIL	NIL	NIL
	Subtotal			NIL	NIL	NIL
	Total			13,181.33	99.90%	
Money Market Instruments						
Triparty Repo/ Reverse Repo Instrument						
	Triparty Repo			50.38	0.38%	
	Reverse Repo			30.81	0.23%	
	Total			81.19	0.61%	
OTHERS						
	Cash Margin - CCIL			0.30	0.00%	
	Total			0.30	0.00%	
	Net Current Assets			(72.89)	-0.51%	
	GRAND TOTAL			13,189.93	100.00%	

§ Less Than 0.01% of NAV



Investors understand that their principal will be at Very High risk

Short	Alembic Pharmaceuticals Limited_29/04/2021	Pharmaceuticals	99550	964.14	0.09%
Short	UltraTech Cement Limited_29/04/2021	Cement & Cement Products	14000	950.30	0.09%
Short	SRF Limited_29/04/2021	Chemicals	17000	923.97	0.09%
Short	Wipro Limited_29/04/2021	Software	211200	881.02	0.09%
Short	Container Corporation of India Limited_29/04/2021	Transportation	132855	799.65	0.08%
Short	Bharat Heavy Electricals Limited_29/04/2021	Industrial Capital Goods	1575000	770.18	0.08%
Short	Vedanta Limited_29/04/2021	Non - Ferrous Metals	328600	752.82	0.07%
Short	Eicher Motors Limited_29/04/2021	Auto	27650	725.16	0.07%
Short	Page Industries Limited_29/04/2021	Textile Products	2250	686.50	0.07%
Short	L&T Finance Holdings Limited_29/04/2021	Finance	597908	576.98	0.06%
Short	Balkrishna Industries Limited_29/04/2021	Auto Ancillaries	25200	428.66	0.04%
Short	City Union Bank Limited_29/04/2021	Banks	241800	378.18	0.04%
Short	NTPC Limited_29/04/2021	Power	347700	371.87	0.04%
Short	Siemens Limited_29/04/2021	Industrial Capital Goods	19250	357.48	0.04%
Short	GAIL (India) Limited_29/04/2021	Gas	250100	340.76	0.03%
Short	Bosch Limited_29/04/2021	Auto Ancillaries	2150	304.97	0.03%
Short	Trent Limited_29/04/2021	Retailing	38425	290.70	0.03%
Short	Amara Raja Batteries Limited_29/04/2021	Auto Ancillaries	24000	205.96	0.02%
Short	MRF Limited_29/04/2021	Auto Ancillaries	190	157.44	0.02%
Short	LIC Housing Finance Limited_29/04/2021	Finance	32000	137.66	0.01%
Short	Granules India Limited_29/04/2021	Pharmaceuticals	40300	123.24	0.01%
Short	Torrent Pharmaceuticals Limited_29/04/2021	Pharmaceuticals	4750	121.38	0.01%
Short	Indus Towers Limited_29/04/2021	Telecom - Equipment & Accessories	47600	117.43	0.01%
Short	Mahanagar Gas Limited_29/04/2021	Gas	6000	70.34	0.01%
Short	Larsen & Toubro Infotech Limited_29/04/2021	Software	1650	67.38	0.01%
Short	Max Financial Services Limited_29/04/2021	Insurance	5200	45.03	\$0.00%
Short	Berger Paints (I) Limited_29/04/2021	Consumer Non Durables	5500	42.39	\$0.00%
Short	Pfizer Limited_29/04/2021	Pharmaceuticals	625	28.39	\$0.00%
Short	L&T Technology Services Limited_29/04/2021	Engineering Services	1000	26.70	\$0.00%
Short	PI Industries Limited_29/04/2021	Pesticides	500	11.36	\$0.00%
Short	Coforge Limited_29/04/2021	Software	375	11.03	\$0.00%
Short	Oil & Natural Gas Corporation Limited_29/04/2021	Oil	7700	7.93	\$0.00%



Investors understand that their principal will be at Low risk

Monthly Portfolio Statement as on March 31,2021

ISIN	Name of the Instrument	Industry / Rating	Quantity	Market/Fair Value (Rs. in Lacs)	% to NAV	YIELD
	Money Market Instruments					
	Triparty Repo/ Reverse Repo Instrument					
	Triparty Repo			371.86	0.30%	
	Reverse Repo			227.40	0.18%	
	Total			599.26	0.48%	
	Exchange Traded Funds					
INF204KB1715	Nippon India ETF Gold Bees		32,46,89,905	1,23,934.14	99.97%	
	Total			1,23,934.14	99.97%	
	OTHERS					
	Cash Margin - CCIL			0.97	\$0.00%	
	Total			0.97	0.00%	
	Net Current Assets			(560.56)	-0.45%	
	GRAND TOTAL			1,23,973.81	100.00%	

§ Less Than 0.01% of NAV



Investors understand that their principal will be at Moderately High risk

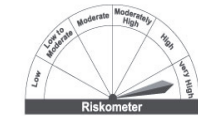
will be at Very High risk

Monthly Portfolio Statement as on March 31, 2021

ISIN	Name of the Instrument	Industry / Rating	Quantity	Market/Fair Value (Rs. in Lacs)	% to NAV	YIELD
Equity & Equity related						
(a) Listed / awaiting listing on Stock Exchanges						
INE030A01027	Hindustan Unilever Limited	Consumer Non Durables	8,169	198.63	10.43%	
INE154A01025	ITC Limited	Consumer Non Durables	86,364	188.71	9.90%	
INE397D01024	Bharti Airtel Limited	Telecom - Services	32,027	165.68	8.70%	
INE021A01026	Asian Paints Limited	Consumer Non Durables	5,975	151.61	7.96%	
INE585B01010	Maruti Suzuki India Limited	Auto	1,762	120.86	6.34%	
INE101A01026	Mahindra & Mahindra Limited	Auto	12,687	100.89	5.30%	
INE200A01028	Titan Company Limited	Consumer Durables	5,530	86.16	4.52%	
INE239A01016	Nestle India Limited	Consumer Non Durables	473	81.19	4.26%	
INE91701010	Bajaj Auto Limited	Auto	1,726	63.35	3.33%	
INE216A01030	Brihannia Industries Limited	Consumer Non Durables	1,564	56.70	2.98%	
INE192R01011	Avenue Supermarts Limited	Retailing	1,975	56.47	2.96%	
INE192A01025	Tata Consumer Products Limited	Consumer Non Durables	7,939	50.72	2.66%	
INE158A01026	Hero MotoCorp Limited	Auto	1,721	50.14	2.63%	
INE066A01021	Eicher Motors Limited	Auto	1,848	48.12	2.53%	
INE663F01024	Info Edge (India) Limited	Retailing	1,024	43.83	2.30%	
INE016A01026	Dabur India Limited	Consumer Non Durables	7,496	40.52	2.13%	
INE437A01024	Apollo Hospitals Enterprise Limited	Healthcare Services	1,334	38.72	2.03%	
INE102D01028	Godrej Consumer Products Limited	Consumer Non Durables	5,014	36.58	1.92%	
INE176B01034	Havells India Limited	Consumer Durables	3,319	34.96	1.83%	
INE226A01021	Volvo Limited	Consumer Durables	3,070	30.76	1.61%	
INE977F01012	Jubilant Foodworks Limited	Leisure Services	1,014	29.52	1.55%	
INE196A01026	Marico Limited	Consumer Non Durables	6,846	28.16	1.48%	
INE259A01022	Colgate Palmolive (India) Limited	Consumer Non Durables	1,766	27.54	1.45%	
INE299U01018	Crompton Greaves Consumer Electricals Limited	Consumer Durables	6,904	27.10	1.42%	
INE256A01028	Zee Entertainment Enterprises Limited	Entertainment	12,221	24.83	1.30%	
INE483A01038	Berger Paints (I) Limited	Consumer Non Durables	3,218	24.62	1.29%	
INE761H01022	Page Industries Limited	Textile Products	77	23.34	1.23%	
INE849A01020	Trent Limited	Retailing	2,968	22.29	1.17%	
INE854D01024	United Spirits Limited	Consumer Non Durables	3,948	21.96	1.15%	
INE646L01027	InterGlobe Aviation Limited	Transportation	1,275	20.81	1.09%	
	Subtotal			1,894.67	99.45%	
	(b) UNLISTED			NIL	NIL	NIL
	Subtotal			NIL	NIL	NIL
	Total			1,894.67	99.45%	
Money Market Instruments						
	Triparty Repo/ Reverse Repo Instrument					
	Triparty Repo			4.92	0.26%	
	Reverse Repo			3.01	0.16%	
	Total			7.93	0.42%	
OTHERS						
	Cash Margin - CCIL			0.01	\$0.00%	
	Total			0.01	0.00%	
	Net Current Assets			2.58	0.13%	
	GRAND TOTAL			1,905.19	100.00%	

§ Less Than 0.01% of NAV

Aggregate value of investments made by other schemes of Nippon India Mutual Fund are amounting to Rs 845.29 Lacs.

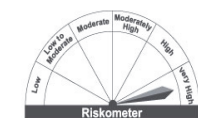


Investors understand that their principal will be at Very High risk

Monthly Portfolio Statement as on March 31, 2021

ISIN	Name of the Instrument	Industry / Rating	Quantity	Market/Fair Value (Rs. in Lacs)	% to NAV	YIELD
Equity & Equity related						
(a) Listed / awaiting listing on Stock Exchanges						
INE030A01027	Hindustan Unilever Limited	Consumer Non Durables	1,031	25.07	10.29%	
INE467B01029	Tata Consultancy Services Limited	Software	753	23.93	9.82%	
INE154A01025	ITC Limited	Consumer Non Durables	10,900	23.82	9.77%	
INE009A01021	Infosys Limited	Software	1,729	23.65	9.71%	
INE018A01030	Larsen & Toubro Limited	Construction Project	1,645	23.34	9.58%	
INE239A01016	Nestle India Limited	Consumer Non Durables	49	8.41	3.45%	
INE899C01036	Tech Mahindra Limited	Software	844	8.37	3.43%	
INE081A01012	Tata Steel Limited	Ferrous Metals	1,028	8.35	3.42%	
INE752E01010	Power Grid Corporation of India Limited	Power	3,492	7.53	3.09%	
INE733E01010	NTPC Limited	Power	6,472	6.90	2.83%	
INE917D01010	Bajaj Auto Limited	Auto	177	6.50	2.67%	
INE216A01030	Britannia Industries Limited	Consumer Non Durables	161	5.84	2.40%	
INE299A01011	Bharat Petroleum Corporation Limited	Petroleum Products	1,271	5.44	2.23%	
INE158A01026	Hera Motocorp Limited	Auto	177	5.16	2.12%	
INE213A01029	Oil & Natural Gas Corporation Limited	Oil	4,970	5.08	2.08%	
INE522F01014	Coal India Limited	Minerals/Mining	2,854	3.72	1.53%	
INE129A01019	GAIL (India) Limited	Gas	2,458	3.33	1.37%	
INE079A01024	Ambuja Cements Limited	Cement & Cement Products	1,001	3.09	1.27%	
INE259A01022	Colgate Palmolive (India) Limited	Consumer Non Durables	162	2.84	1.16%	
INE121J01017	Indus Towers Limited	Telecom - Equipment & Accessories	1,101	2.70	1.11%	
INE245A01021	Tata Power Company Limited	Power	2,307	2.38	0.98%	
INE347G01014	Petronet LNG Limited	Gas	1,022	2.30	0.94%	
INE094A01015	Hindustan Petroleum Corporation Limited	Petroleum Products	960	2.25	0.92%	
INE263A01024	Bharat Electronics Limited	Aerospace & Defense	1,626	2.03	0.83%	
INE356A01018	Mphasis Limited	Software	112	1.99	0.82%	
INE134E01011	Power Finance Corporation Limited	Finance	1,562	1.80	0.74%	
INE414G01012	Muthoot Finance Limited	Finance	148	1.78	0.73%	
INE018D01017	MindTree Limited	Software	85	1.77	0.73%	
INE584A01023	NMDC Limited	Minerals/Mining	1,277	1.73	0.71%	
INE298A01020	Cummins India Limited	Industrial Products	185	1.70	0.70%	
INE020B01018	REC Limited	Finance	1,264	1.66	0.68%	
INE546C01032	Emami Limited	Consumer Non Durables	279	1.56	0.59%	
INE066F01012	Hindustan Aeronautics Limited	Aerospace & Defense	114	1.13	0.47%	
INE745G01035	Multi Commodity Exchange of India Limited	Capital Markets	69	1.04	0.43%	
INE058A01010	Sanofi India Limited	Pharmaceuticals	13	1.02	0.42%	
INE881D01027	Oracle Financial Services Software Limited	Software	32	1.02	0.42%	
INE813H01021	Torrent Power Limited	Power	229	0.97	0.40%	
INE182A01018	Pfizer Limited	Pharmaceuticals	21	0.95	0.39%	
INE267A01025	Hindustan Zinc Limited	Non - Ferrous Metals	345	0.94	0.39%	
INE148D01020	Indiabulls Housing Finance Limited	Finance	472	0.93	0.38%	
INE002S01010	Mahanagar Gas Limited	Gas	78	0.91	0.37%	
INE736A01011	Central Depository Services (India) Limited	Capital Markets	114	0.75	0.31%	
INE136B01020	Cyient Limited	Software	112	0.73	0.30%	
INE139A01034	National Aluminium Company Limited	Non - Ferrous Metals	1,245	0.67	0.28%	
INE424H01027	Sun TV Network Limited	Entertainment	134	0.63	0.26%	
INE486A01013	CESC Limited	Power	90	0.53	0.22%	
INE085A01013	Chambal Fertilizers & Chemicals Limited	Fertilisers	221	0.51	0.21%	
INE089C01029	Sterite Technologies Limited	Telecom - Services	243	0.47	0.19%	
INE763G01038	ICICI Securities Limited	Capital Markets	110	0.42	0.17%	
INE118H01025	BSE Limited	Capital Markets	61	0.35	0.14%	
Subtotal				239.79	98.42%	NIL
(b) UNLISTED				NIL	NIL	NIL
Subtotal				NIL	NIL	NIL
Total				239.79	98.42%	NIL
Money Market Instruments						
Triparty Repo/ Reverse Repo Instrument						
Triparty Repo				2.76	1.13%	
Reverse Repo				1.69	0.69%	
Total				4.45	1.82%	
OTHERS						
Cash Margin - CCIL				0.00	\$0.00%	
Total				0.00	0.00%	
Net Current Assets				(0.55)	-0.24%	
GRAND TOTAL				243.69	100.00%	

§ Less Than 0.01% of NAV



Investors understand that their principal will be at Very High risk

Monthly Portfolio Statement as on March 31, 2021

ISIN	Name of the Instrument	Industry / Rating	Quantity	Market/Fair Value (Rs. in Lacs)	% to NAV	YIELD
Debt Instruments						
(a) Listed / awaiting listing on Stock Exchange						
Government Securities						
IN0020200278	5.15% Government of India	SOVEREIGN	25,00,000	2,444.64	9.33%	5.70%
IN0020150093	7.59% Government of India	SOVEREIGN	15,00,000	1,602.31	6.12%	5.93%
IN0020190016	7.27% Government of India	SOVEREIGN	15,00,000	1,583.24	6.04%	5.97%
IN4520150124	8.31% State Government Securities	SOVEREIGN	10,00,000	1,083.38	4.14%	6.26%
Non Convertible Debentures						
INE148076F5	8.9% Indiabulls Housing Finance Limited	CARE AA	1,70,000	1,656.78	6.32%	13.86%
INE134E08K06	6.83% Power Finance Corporation Limited **	CRISIL AAA	150	1,552.42	5.93%	5.00%
INE261F08C08	5.44% National Bank For Agriculture and Rural Development	ICRA AAA	150	1,502.10	5.73%	5.38%
INE103D08021	6.79% Bharat Sanchar Nigam Limited	CRISIL AAA(CE)	150	1,492.49	5.70%	6.98%
INE062A08165	8.9% State Bank of India **	CRISIL AAA	100	1,075.33	4.11%	5.67%
INE941D07133	8.45% Sikka Ports and Terminals Limited **	CRISIL AAA	100	1,063.52	4.06%	5.30%
INE540P07079	8.97% U.P. Power Corporation Limited **	FTCR AA(CE)	100	1,043.21	3.98%	7.25%
INE02080C2K8	6.86% REC Limited **	CRISIL AAA	100	1,026.68	3.92%	6.10%
INE861G08076	6.65% Food Corporation Of India	ICRA AA(CE)	100	980.34	3.74%	6.93%
INE062A08264	5.83% State Bank of India **	CRISIL AAA	50	483.14	1.84%	6.70%
Zero Coupon Bonds						
INE265J07274	JM Financial Asset Reconstruction Company Limited **	ICRA AA-	2	25.87	0.10%	8.85%
Subtotal				18,615.46	71.06%	
(b) Privately placed / Unlisted						
Subtotal				NIL	NIL	NIL
(c) Securitised Debt						
Subtotal				NIL	NIL	NIL
Total				18,615.46	71.06%	
Money Market Instruments						
Triparty Repo/ Reverse Repo Instrument						
Triparty Repo				780.68	2.98%	
Reverse Repo				477.41	1.82%	
Total				1,258.09	4.80%	
OTHERS						
Cash Margin - CCIL				8.29	0.03%	
Total				8.29	0.03%	
Net Current Assets				6,313.51	24.11%	
GRAND TOTAL				26,195.35	100.00%	

Securities classified as below investment grade or default
** Non Traded Securities/illiquid Securities

Security defaulted beyond its maturity date as on 31st March 2021 (forming part of net current assets) is as follows :

ISIN	Name of the Instrument	Value of security considered under Net Current Assets (Rs. In Lakhs)	% of Value of security considered under Net Current Assets to Net Assets	Total amount due including interest (Rs. In Lakhs)
INE217K07B19	14% Reliance Home Finance (MD 31/10/2019) - Matured #	1,991.25	7.60%	8,346.88
INE217K07AB6	8.7% Reliance Home Finance Ser I Tran I (MD03/01/2020) - Matured #	3,511.37	13.40%	14,652.76
INE217K07A11	8.64% Reliance Home Fin Ltd Annl Comp (MD25/05/20) - Matured #	748.57	2.86%	3,227.38

Nippon India Mutual Fund has segregated securities of Vodafone Idea Limited (VIL) from portfolio of the scheme due to some adverse developments and rating downgrade by CARE to BB- on Feb 17, 2020

NIPPON INDIA STRATEGIC DEBT FUND-SEGREGATED PORTFOLIO 1

ISIN	Name of the Instrument	Industry / Rating	Quantity	Market/Fair Value (Rs. in Lacs)	% to NAV	YIELD
Debt Instruments						
(a) Listed / awaiting listing on Stock Exchange						
Non Convertible Debentures						
INE669E08284	8.04% Vodafone Idea Limited **#	CARE B+	226	554.78	98.03%	
Subtotal				554.78	98.03%	
(b) Privately placed / Unlisted						
Subtotal				NIL	NIL	NIL
(c) Securitised Debt						
Subtotal				NIL	NIL	NIL
Total				554.78	98.03%	
Net Current Assets				11.16	1.97%	
GRAND TOTAL				565.94	100.00%	

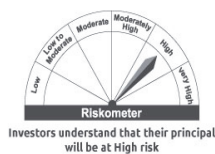
Securities classified as below investment grade or default
** Non Traded Securities/illiquid Securities

Nippon India Mutual Fund has segregated debt securities of Yes Bank Limited from portfolio of the scheme due to rating downgrade by ICRA to "D" on March 6, 2020.

NIPPON INDIA STRATEGIC DEBT FUND-SEGREGATED PORTFOLIO 2

ISIN	Name of the Instrument	Industry / Rating	Quantity	Market/Fair Value (Rs. in Lacs)	% to NAV	YIELD
Debt Instruments						
(a) Listed / awaiting listing on Stock Exchange						
Non Convertible Debentures						
INE528G08352	9.5% Yes Bank Limited **#	ICRA D	320	0.00	\$0.00%	
INE528G08394	9% Yes Bank Limited **#	ICRA D	5,700	0.00	\$0.00%	
Subtotal				0.00	0.00%	
(b) Privately placed / Unlisted						
Subtotal				NIL	NIL	NIL
(c) Securitised Debt						
Subtotal				NIL	NIL	NIL
Total				0.00	0.00%	
Net Current Assets				0.00	100.00%	
GRAND TOTAL				0.00	100.00%	

Securities classified as below investment grade or default
** Non Traded Securities/illiquid Securities
\$ Less Than 0.01% of NAV



Monthly Portfolio Statement as on March 31,2021

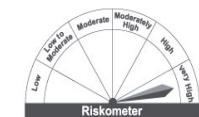
ISIN	Name of the Instrument	Industry / Rating	Quantity	Market/Fair Value (Rs. in Lacs)	% to NAV	YIELD
Equity & Equity related						
(a) Listed Foreign Securities/Overseas ETFs						
JP3571400005	Tokyo Electron Ltd	Semiconductor Equipment	1,500	465.75	3.41%	
JP3970300004	Recruit Holdings Co Ltd	Human Resource & Employment Services	12,300	440.84	3.23%	
JP3357200009	Shimadzu Corporation	Electronic Equipment & Instruments	16,100	427.89	3.13%	
JP3162600005	SMC Corp	Industrial Machinery	1,000	426.76	3.13%	
JP3756100008	Nitori Holdings Co Ltd	Homefurnishing Retail	3,000	426.53	3.12%	
JP3633400001	Toyota Motor Corp	Automobile Manufacturers	7,400	423.10	3.10%	
JP3205800000	Kao Corporation	Personal Products	8,700	422.20	3.09%	
JP3782200004	Pallac Corporation	Distributors	10,600	421.35	3.09%	
JP3371200001	Shin Etsu Chemical Co	Specialty Chemicals	3,400	419.89	3.08%	
JP3304200003	Komatsu Ltd	Construction Machinery & Heavy Trucks	18,500	419.74	3.07%	
JP3734800000	Nidec Corporation	Electrical Components & Equipment	4,700	419.03	3.07%	
JP3830800003	Bridgestone Corp	Tires & Rubber	14,100	418.72	3.07%	
JP3165700000	NTT Data Corporation	IT Consulting & Other Services	36,500	414.91	3.04%	
JP3422900000	Seven & I Holdings	Food Retail	14,000	414.63	3.04%	
JP3637300009	Trend Micro Inc	Systems Software	11,200	411.75	3.02%	
JP3802300008	Fast Retailing Co Ltd	Apparel Retail	700	409.38	3.00%	
JP3898400001	Mitsubishi Corp	Trading Companies & Distributors	19,700	409.18	3.00%	
JP3419400001	Sekisui Chemical Co Ltd	Homebuilding	29,000	408.94	3.00%	
JP3116000005	Asahi Group Holdings Ltd	Brewers	13,200	408.63	2.99%	
JP3188220002	Otsuka Holdings Co Ltd	Pharmaceuticals	13,100	407.45	2.98%	
JP3689050007	Nihon M&A Center Inc	Research & Consulting Services	20,400	405.18	2.97%	
JP3200450009	Orix Corporation	Other Diversified Financial Services	32,500	402.87	2.95%	
JP3893200000	Mitsui Fudosan Co	Diversified Real Estate Activities	24,000	400.31	2.93%	
JP3481800005	Daikin Industries Ltd	Building Products	2,700	399.91	2.93%	
JP3328000001	Sankyu Inc	Trucking	12,400	399.91	2.93%	
JP3505000004	Daiwa House Industry	Diversified Real Estate Activities	18,500	397.88	2.91%	
JP3783600004	East Japan Railway	Railroads	7,500	390.15	2.86%	
JP3197800000	Omron Corporation Ord	Electronic Components	6,700	384.14	2.81%	
JP3788600009	Hitachi Ltd	Electronic Equipment & Instruments	11,500	381.88	2.80%	
JP3902900004	Mitsubishi UFJ Financial Group Inc	Diversified Banks	96,900	380.48	2.79%	
	Subtotal			12,359.38	90.54%	
	(b) UNLISTED			NIL	NIL	NIL
	Subtotal			NIL	NIL	NIL
	Total			12,359.38	90.54%	
	Money Market Instruments					
	Triparty Repo/ Reverse Repo Instrument					
	Triparty Repo			776.96	5.69%	
	Reverse Repo			475.13	3.48%	
	Total			1,252.09	9.17%	
	OTHERS					
	Cash Margin - CCIL			0.86	0.01%	
	Total			0.86	0.01%	
	Net Current Assets			41.87	0.28%	
	GRAND TOTAL			13,654.20	100.00%	



Monthly Portfolio Statement as on March 31,2021

ISIN	Name of the Instrument	Industry / Rating	Quantity	Market/Fair Value (Rs. in Lacs)	% to NAV	YIELD
Equity & Equity related						
(a) Listed / awaiting listing on Stock Exchanges						
INE002A01018	Reliance Industries Limited	Petroleum Products	20,133	403.30	11.96%	
INE040A01034	HDFC Bank Limited	Banks	25,386	379.15	11.24%	
INE009A01021	Infosys Limited	Software	22,812	312.01	9.25%	
INE011A01036	Housing Development Finance Corporation Limited	Finance	11,221	280.41	8.31%	
INE090A01021	ICICI Bank Limited	Banks	43,042	250.18	7.42%	
INE467B01029	Tata Consultancy Services Limited	Software	6,449	204.92	6.08%	
INE237A01028	Kotak Mahindra Bank Limited	Banks	8,142	142.81	4.23%	
INE030A01027	Hindustan Unilever Limited	Consumer Non Durables	5,558	135.10	4.01%	
INE154A01025	ITC Limited	Consumer Non Durables	54,404	118.87	3.52%	
INE238A01034	Axis Bank Limited	Banks	16,401	114.40	3.39%	
INE018A01030	Larsen & Toubro Limited	Construction Project	7,521	106.67	3.16%	
INE062A01020	State Bank of India	Banks	23,893	87.05	2.58%	
INE296A01024	Bajaj Finance Limited	Finance	1,651	85.01	2.52%	
INE970D01024	Bharti Airtel Limited	Telecom - Services	14,948	77.33	2.29%	
INE021A01026	Asian Paints Limited	Consumer Non Durables	2,806	71.18	2.11%	
INE860A01027	HCL Technologies Limited	Software	6,759	66.47	1.97%	
INE585B01010	Maruti Suzuki India Limited	Auto	827	56.73	1.68%	
INE481G01011	UltraTech Cement Limited	Cement & Cement Products	718	48.37	1.43%	
INE101A01026	Mahindra & Mahindra Limited	Auto	5,960	47.39	1.40%	
INE280A01028	Titan Company Limited	Consumer Durables	2,598	40.46	1.20%	
INE044A01036	Sun Pharmaceutical Industries Limited	Pharmaceuticals	6,722	40.17	1.19%	
INE239A01016	Nestle India Limited	Consumer Non Durables	223	38.29	1.14%	
INE669C01036	Tech Mahindra Limited	Software	3,857	38.23	1.13%	
INE918I01018	Bajaj Finserv Limited	Insurance	377	36.45	1.08%	
INE732E01010	Power Grid Corporation of India Limited	Power	15,963	34.42	1.02%	
INE089A01023	Dr. Reddy's Laboratories Limited	Pharmaceuticals	756	34.14	1.01%	
INE095A01012	IndusInd Bank Limited	Banks	3,537	33.74	1.00%	
INE733E01010	NTPC Limited	Power	29,587	31.50	0.93%	
INE917I01010	Bajaj Auto Limited	Auto	811	29.78	0.88%	
INE213A01029	Oil & Natural Gas Corporation Limited	Oil	22,716	23.20	0.69%	
	Subtotal			3,367.73	99.82%	
	(b) UNLISTED			NIL	NIL	NIL
	Subtotal			NIL	NIL	NIL
	Total			3,367.73	99.82%	
Money Market Instruments						
Triparty Repo/ Reverse Repo Instrument						
	Triparty Repo			36.78	1.09%	
	Reverse Repo			22.50	0.67%	
	Total			59.28	1.76%	
OTHERS						
	Cash Margin - CCIL			0.01	0.00%	
	Total			0.01	0.00%	
	Net Current Assets			(54.13)	-1.58%	
	GRAND TOTAL			3,372.89	100.00%	

§ Less Than 0.01% of NAV

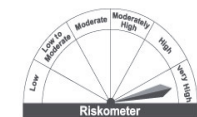


Investors understand that their principal will be at Very High risk

Monthly Portfolio Statement as on March 31,2021

ISIN	Name of the Instrument	Industry / Rating	Quantity	Market/Fair Value (Rs. in Lacs)	% to NAV	YIELD
Equity & Equity related						
(a) Listed / awaiting listing on Stock Exchanges						
INE040A01034	HDFC Bank Limited	Banks	8,20,000	12,247.93	6.33%	
INE090A01021	Infosys Limited	Software	8,60,000	11,765.23	6.08%	
INE002A01018	Reliance Industries Limited	Petroleum Products	5,50,000	11,017.05	5.69%	
INE090A01021	ICICI Bank Limited	Banks	15,50,000	9,022.55	4.66%	
INE001A01036	Housing Development Finance Corporation Limited	Finance	3,35,000	8,368.64	4.32%	
INE467B01029	Tata Consultancy Services Limited	Software	2,50,000	7,944.63	4.10%	
INE019A01030	Larsen & Toubro Limited	Construction Project	4,75,000	6,739.76	3.46%	
INE030A01027	Hindustan Unilever Limited	Consumer Non Durables	2,30,000	5,592.45	2.89%	
INE238A01034	Axis Bank Limited	Banks	6,80,000	4,742.66	2.45%	
INE397D01024	Bharti Airtel Limited	Telecom - Services	7,75,000	4,009.08	2.07%	
INE860A01027	HCL Technologies Limited	Software	4,00,000	3,930.60	2.03%	
INE786A01032	JK Lakshmi Cement Limited	Cement & Cement Products	8,50,000	3,680.08	1.90%	
INE949L01017	AU Small Finance Bank Limited	Banks	2,80,000	3,437.98	1.78%	
INE503A01015	DCB Bank Limited	Banks	32,00,000	3,283.20	1.70%	
INE237A01028	Kotak Mahindra Bank Limited	Banks	1,80,000	3,155.40	1.63%	
INE062A01020	State Bank of India	Banks	8,50,000	3,096.55	1.60%	
INE477A01020	Can Fin Homes Limited	Finance	5,00,000	3,068.75	1.59%	
INE061F01013	Fortis Healthcare Limited	Healthcare Services	15,00,000	2,987.25	1.54%	
INE93901010	Obeero Realty Limited	Construction	5,00,000	2,875.75	1.49%	
INE765G01017	ICICI Lombard General Insurance Company Limited	Insurance	2,00,000	2,866.40	1.46%	
INE044A01036	Sun Pharmaceutical Industries Limited	Pharmaceuticals	4,50,000	2,690.10	1.36%	
INE010V01017	L&T Technology Services Limited	Engineering Services	1,00,000	2,653.90	1.37%	
INE018E01016	SBI Cards and Payment Services Limited	Finance	2,75,000	2,552.69	1.32%	
INE405E01023	Minda Industries Limited	Auto Ancillaries	4,65,045	2,521.01	1.30%	
INE263A01024	Bharat Electronics Limited	Aerospace & Defense	20,00,000	2,502.00	1.29%	
INE896F01025	United Breweries Limited	Consumer Non Durables	2,00,000	2,482.90	1.25%	
INE016A01026	Dabur India Limited	Consumer Non Durables	4,30,000	2,324.15	1.20%	
INE854D01024	United Spirits Limited	Consumer Non Durables	4,00,000	2,225.40	1.15%	
INE935N01020	Dixon Technologies (India) Limited	Consumer Durables	60,000	2,203.29	1.14%	
INE101A01026	Mahindra & Mahindra Limited	Auto	2,75,000	2,186.94	1.13%	
INE585B01010	Maruti Suzuki India Limited	Auto	30,000	2,057.76	1.06%	
INE742F01042	Adani Ports and Special Economic Zone Limited	Transportation	2,75,000	1,931.60	1.00%	
INE571A01020	ICRA Laboratories Limited	Pharmaceuticals	1,00,000	1,903.75	0.98%	
INE761H01022	Page Industries Limited	Textile Products	6,000	1,819.05	0.94%	
INE361B01024	Div's Laboratories Limited	Pharmaceuticals	50,000	1,811.40	0.94%	
INE387A01021	Sundram Fasteners Limited	Auto Ancillaries	2,20,000	1,760.99	0.91%	
INE749A01030	Jindal Steel & Power Limited	Ferrous Metals	5,00,000	1,718.00	0.89%	
INE239A01016	Nestle India Limited	Consumer Non Durables	10,000	1,716.52	0.89%	
INE007A01025	CRISIL Limited	Finance	90,000	1,655.10	0.85%	
INE769A01020	Aarti Industries Limited	Chemicals	1,25,000	1,646.81	0.85%	
INE038A01020	Hindalco Industries Limited	Non - Ferrous Metals	5,00,000	1,634.25	0.84%	
INE059A01026	Cipla Limited	Pharmaceuticals	2,00,000	1,630.20	0.84%	
INE647A01010	SRF Limited	Chemicals	30,000	1,623.24	0.84%	
INE203G01027	Indraprastha Gas Limited	Gas	3,00,000	1,537.05	0.79%	
INE021A01026	Asian Paints Limited	Consumer Non Durables	60,000	1,522.44	0.79%	
INE73E01010	NTPC Limited	Power	14,00,000	1,491.70	0.77%	
INE844O01030	Gujarat Gas Limited	Gas	2,50,000	1,373.63	0.71%	
INE299U01018	Crompton Greaves Consumer Electricals Limited	Consumer Durables	3,48,888	1,369.39	0.71%	
INE191H01014	PVR Limited	Entertainment	1,10,000	1,348.77	0.70%	
INE012A01025	ITC Limited	Cement & Cement Products	70,000	1,332.28	0.69%	
INE535Y01012	Indian Railway Catering And Tourism Corporation Limited	Transportation	75,000	1,317.75	0.68%	
INE690A01010	TTK Prestige Limited	Consumer Durables	18,000	1,304.98	0.67%	
INE376G01013	Biocon Limited	Pharmaceuticals	3,00,000	1,226.70	0.63%	
INE775A01035	Motherhood Sumi Systems Limited	Auto Ancillaries	6,00,000	1,208.70	0.62%	
INE647O01011	Aditya Birla Fashion and Retail Limited	Retailing	6,00,000	1,207.50	0.62%	
INE320J01015	RITES Limited	Engineering Services	5,00,000	1,204.00	0.62%	
INE642J01019	WABCO India Limited	Auto Ancillaries	18,000	1,186.21	0.61%	
INE058A01010	Sanofi India Limited	Pharmaceuticals	15,000	1,182.68	0.61%	
INE070A01015	Shree Cement Limited	Cement & Cement Products	4,000	1,178.62	0.61%	
INE488B01024	Shoppers Stop Limited	Retailing	5,21,269	1,120.73	0.58%	
INE795G01014	HDFC Life Insurance Company Limited	Insurance	1,50,000	1,044.30	0.54%	
INE245A01021	Tata Power Company Limited	Power	10,00,000	1,032.50	0.53%	
INE123W01016	SBI Life Insurance Company Limited	Insurance	1,15,000	1,012.98	0.52%	
INE029A01011	Bharat Petroleum Corporation Limited	Petroleum Products	2,25,000	962.89	0.50%	
INE094J01016	UTI Asset Management Company Limited	Capital Markets	1,50,000	874.50	0.45%	
INE158A01026	Hero MotoCorp Limited	Auto	30,000	874.00	0.45%	
INE613A01020	Rallis India Limited	Pesticides	3,12,500	790.00	0.41%	
INE878A01011	OE Power India Limited	Industrial Capital Goods	2,70,000	774.90	0.40%	
INE071Z01019	Burger King India Limited	Leisure Services	4,61,506	593.27	0.31%	
Subtotal				1,91,155.56	98.73%	NIL
(b) UNLISTED				NIL	NIL	NIL
Subtotal				NIL	NIL	NIL
Total				1,91,155.56	98.73%	NIL
Debt Instruments						
(a) Listed / awaiting listing on Stock Exchange						
Non Convertible Debentures						
INE528G08394	9% Yes Bank Limited **#	ICRA D	500	0.00	\$0.00%	
Subtotal				0.00	0.00%	NIL
(b) Privately placed / Unlisted				NIL	NIL	NIL
Subtotal				NIL	NIL	NIL
(c) Securitised Debt				NIL	NIL	NIL
Subtotal				0.00	0.00%	NIL
Total				0.00	0.00%	NIL
Money Market Instruments						
Triparty Repo/ Reverse Repo Instrument						
Triparty Repo				1,170.63	0.60%	
Reverse Repo				715.87	0.37%	
Total				1,886.50	0.97%	
OTHERS						
Cash Margin - CCL				3.20	\$0.00%	
Total				3.20	0.00%	
Net Current Assets				562.41	0.30%	
GRAND TOTAL				1,93,607.67	100.00%	

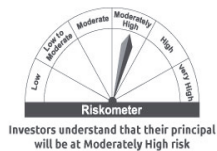
** Non Traded Securities/Liquid Securities
\$ Less Than 0.01% of NAV
Securities classified as below investment grade or default



Investors understand that their principal will be at Very High risk

Monthly Portfolio Statement as on March 31,2021

ISIN	Name of the Instrument	Industry / Rating	Quantity	Market/Fair Value (Rs. in Lacs)	% to NAV	YIELD
Equity & Equity related						
(a) Listed / awaiting listing on Stock Exchanges						
INE022A01018	Reliance Industries Limited	Petroleum Products	22,000	440.68	1.65%	
INE040A01034	HDFC Bank Limited	Banks	28,000	418.22	1.57%	
INE090A01021	Infosys Limited	Software	30,000	410.42	1.54%	
INE090A01021	ICICI Bank Limited	Banks	55,000	320.16	1.20%	
INE467B01029	Tata Consultancy Services Limited	Software	10,000	317.79	1.19%	
INE001A01036	Housing Development Finance Corporation Limited	Finance	10,086	251.96	0.94%	
INE030A01027	Hindustan Unilever Limited	Consumer Non Durables	10,000	243.15	0.91%	
INE238A01034	Axis Bank Limited	Banks	30,000	209.24	0.78%	
INE062A01020	State Bank of India	Banks	50,000	182.15	0.68%	
INE397D01024	Bharti Airtel Limited	Telecom - Services	30,000	155.19	0.58%	
INE356A01018	Mphasis Limited	Software	8,000	142.12	0.53%	
INE018A01030	Larsen & Toubro Limited	Construction Project	10,000	141.89	0.53%	
INE237A01028	Kotak Mahindra Bank Limited	Banks	8,000	140.24	0.53%	
INE481G01011	UltraTech Cement Limited	Cement & Cement Products	2,000	134.76	0.50%	
INE886F01025	United Breweries Limited	Consumer Non Durables	10,000	124.15	0.47%	
INE405E01023	Minda Industries Limited	Auto Ancillaries	22,000	119.26	0.45%	
INE093D01010	Oberoi Realty Limited	Construction	20,000	115.03	0.43%	
INE154A01025	ITC Limited	Consumer Non Durables	50,350	110.01	0.41%	
INE786A01032	JK Lakshmi Cement Limited	Cement & Cement Products	25,000	108.24	0.41%	
INE019A01038	JSW Steel Limited	Ferrous Metals	20,000	93.69	0.35%	
INE099Z01011	Mishra Dhatu Nigam Limited	Ferrous Metals	50,000	88.43	0.33%	
INE854D01024	United Spirits Limited	Consumer Non Durables	15,000	83.45	0.31%	
INE101A01026	Mahindra & Mahindra Limited	Auto	10,000	79.53	0.30%	
INE203G01027	Indraprastha Gas Limited	Gas	15,000	76.85	0.29%	
INE732E01010	NTPC Limited	Power	70,000	74.59	0.28%	
INE878A01011	GE Power India Limited	Industrial Capital Goods	25,000	71.75	0.27%	
INE765G01017	ICICI Lombard General Insurance Company Limited	Insurance	5,000	71.66	0.27%	
INE044A01036	Sun Pharmaceutical Industries Limited	Pharmaceuticals	11,200	66.95	0.25%	
INE498B01024	Shoppers Stop Limited	Retailing	29,828	64.13	0.24%	
INE503A01015	DCB Bank Limited	Banks	60,000	61.56	0.23%	
INE376G01013	Biocon Limited	Pharmaceuticals	15,000	61.34	0.23%	
INE191H01014	PVR Limited	Entertainment	5,000	61.31	0.23%	
INE007A01025	CRISIL Limited	Finance	3,000	55.17	0.21%	
INE059A01026	Cipla Limited	Pharmaceuticals	5,000	40.76	0.15%	
INE158A01026	Hero MotoCorp Limited	Auto	1,000	29.14	0.11%	
INE209B01025	Rico Auto Industries Limited	Auto Ancillaries	54,200	19.24	0.07%	
Subtotal				5,184.21	19.42%	
(b) UNLISTED						
Subtotal				NIL	NIL	NIL
Total				5,184.21	19.42%	
Debt Instruments						
(a) Listed / awaiting listing on Stock Exchange						
Government Securities						
IN0020160068	7.06% Government of India	SOVEREIGN	60,15,000	6,215.27	23.28%	6.78%
IN0020190024	7.62% Government of India	SOVEREIGN	25,00,000	2,714.93	10.17%	6.80%
IN0020150044	8.13% Government of India	SOVEREIGN	21,10,000	2,442.25	9.15%	6.79%
IN0020200153	5.77% Government of India	SOVEREIGN	25,00,000	2,403.53	9.00%	6.32%
IN0020200096	6.19% Government of India	SOVEREIGN	25,00,000	2,392.05	8.96%	6.68%
IN0020140078	8.17% Government of India	SOVEREIGN	18,50,000	1,912.89	7.17%	6.80%
IN0020190032	7.72% Government of India	SOVEREIGN	4,00,000	446.45	1.67%	6.79%
IN0020120062	8.3% Government of India	SOVEREIGN	2,13,600	249.95	0.94%	6.79%
IN0020110063	8.83% Government of India	SOVEREIGN	1,00,700	123.25	0.46%	6.80%
Subtotal				18,900.57	70.80%	
(b) Privately placed / Unlisted						
Subtotal				NIL	NIL	NIL
(c) Securitised Debt						
Subtotal				NIL	NIL	NIL
Total				18,900.57	70.80%	
Money Market Instruments						
Triparty Repo/ Reverse Repo Instrument						
Triparty Repo				1,461.02	5.47%	
Reverse Repo				893.46	3.35%	
Total				2,354.48	8.92%	
OTHERS						
Cash Margin - CCIL				3.67	0.01%	
Total				3.67	0.01%	
Net Current Assets				252.23	0.95%	
GRAND TOTAL				26,695.16	100.00%	



Monthly Portfolio Statement as on March 31,2021

ISIN	Name of the Instrument	Industry / Rating	Quantity	Market/Fair Value (Rs. in Lacs)	% to NAV	YIELD
Equity & Equity related						
(a) Listed / awaiting listing on Stock Exchanges						
INE07401021	Grasim Industries Limited	Cement & Cement Products	1,83,450	2,661.03	8.79%	
INE238A01034	Axis Bank Limited	Banks	2,89,200	2,017.03	6.66%	
INE018A01030	Larsen & Toubro Limited	Construction Project	1,06,475	1,510.77	4.99%	
INE040A01034	HDFC Bank Limited	Banks	90,000	1,344.29	4.44%	
INE009A01021	Infosys Limited	Software	93,000	1,272.29	4.20%	
INE062A01020	State Bank of India	Banks	3,43,000	1,249.55	4.13%	
INE011A01036	Housing Development Finance Corporation Limited	Finance	47,900	1,196.58	3.95%	
INE090A01021	ICICI Bank Limited	Banks	1,45,000	944.05	2.79%	
INE002A01018	Reliance Industries Limited	Petroleum Products	40,000	801.24	2.65%	
INE081A01012	Tata Steel Limited	Ferrous Metals	90,100	731.48	2.42%	
INE625G01013	Welspun Enterprises Limited	Construction Project	6,00,000	652.80	2.16%	
INE585B01010	Maruti Suzuki India Limited	Auto	9,200	631.05	2.08%	
INE059A01026	Cipla Limited	Pharmaceuticals	60,100	488.88	1.62%	
INE030A01027	Hindustan Unilever Limited	Consumer Non Durables	20,000	486.30	1.61%	
INE044A01036	Sun Pharmaceutical Industries Limited	Pharmaceuticals	80,000	478.24	1.58%	
INE674K01013	Aditya Birla Capital Limited	Finance	4,00,000	477.20	1.56%	
INE742F01042	Adani Ports and Special Economic Zone Limited	Transportation	65,000	456.56	1.51%	
INE397D01024	Bharti Airtel Limited	Telecom - Services	80,000	413.84	1.37%	
INE606A01027	HCL Technologies Limited	Software	40,600	393.96	1.30%	
INE094A01015	Hindustan Petroleum Corporation Limited	Petroleum Products	1,50,000	351.75	1.16%	
INE154A01025	ITC Limited	Consumer Non Durables	1,60,800	351.35	1.16%	
INE628A01036	UPL Limited	Pesticides	48,100	308.73	1.02%	
INE226H01026	Sadbhav Engineering Limited	Construction Project	4,64,700	289.51	0.96%	
INE699C01036	Tech Mahindra Limited	Software	24,000	237.95	0.79%	
INE467B01029	Tata Consultancy Services Limited	Software	7,000	222.45	0.73%	
INE114A01011	Steel Authority of India Limited	Ferrous Metals	2,66,000	209.61	0.69%	
INE764L01010	Sadbhav Infrastructure Project Limited	Construction Project	8,92,000	174.39	0.58%	
INE101A01026	Mahindra & Mahindra Limited	Auto	16,800	133.60	0.44%	
INE522F01014	Coal India Limited	Minerals/Mining	1,00,000	130.35	0.43%	
INE271C01023	DLF Limited	Construction	33,000	94.73	0.31%	
INE854D01024	United Spirits Limited	Consumer Non Durables	12,500	69.54	0.23%	
INE196A01026	Marico Limited	Consumer Non Durables	8,000	32.90	0.11%	
Subtotal				20,714.11	68.44%	
(b) UNLISTED						
Subtotal				NIL	NIL	NIL
Total				20,714.11	68.44%	
Debt Instruments						
(a) Listed / awaiting listing on Stock Exchange						
Government Securities						
IN4520150124	8.31% State Government Securities	SOVEREIGN	10,00,000	1,083.38	3.58%	6.26%
Non Convertible Debentures						
INE726G08014	6.85% ICICI Prudential Life Insurance Company Limited **	CRISIL AAA	100	993.71	3.28%	7.00%
INE062A08264	5.83% State Bank of India **	CRISIL AAA	100	966.28	3.19%	6.70%
INE217K08271	9.25% Reliance Home Finance Limited **#	CARE D	2,50,000	0.00	\$0.00%	
Subtotal				3,043.37	10.05%	
(b) Privately placed / Unlisted						
Subtotal				NIL	NIL	NIL
(c) Securitised Debt						
INE0C0T15032	Innovation Trust XXX **	CRISIL AA(SO)	56	199.82	0.66%	8.47%
Subtotal				199.82	0.66%	
Total				3,243.19	10.71%	
Money Market Instruments						
Triparty Repo/ Reverse Repo Instrument						
Triparty Repo				1,707.63	5.64%	
Reverse Repo				1,044.26	3.45%	
Total				2,751.89	9.09%	
OTHERS						
Cash Margin - Derivatives				3,820.00	12.61%	
Cash Margin - CCL				1.24	\$0.00%	
Total				3,821.24	12.61%	
Net Current Assets				(242.34)	-0.85%	
GRAND TOTAL				30,288.09	100.00%	

Securities classified as below investment grade or default
 ** Non Traded Securities/illiquid Securities
 \$ Less Than 0.01% of NAV

Security defaulted beyond its maturity date as on 31st March 2021 (forming part of net current assets) is as follows :

ISIN	Name of the Instrument	Value of security considered under Net Current Assets (Rs. In Lakhs)	% of Value of security considered under Net Current Assets to Net Assets	Total amount due including interest (Rs. In Lakhs)
INE519U08030	Morgan Credits Pvt ZCB (MD19/04/2021)P/C19/07/2020 - Matured #	143.01	0.47%	359.11

Details of Stock Future / Index Future

Long/Short	Name of the Instrument	industry	Quantity	Market/Fair Value (Rs. in Lacs)	% to NAV
Short	Grasim Industries Limited_29/04/2021	Cement & Cement Products	143450	2,090.43	6.90%
Short	Axis Bank Limited_29/04/2021	Banks	199200	1,397.09	4.61%
Short	Larsen & Toubro Limited_29/04/2021	Construction Project	76475	1,090.88	3.60%
Short	Tata Steel Limited_29/04/2021	Ferrous Metals	90100	735.85	2.43%
Short	State Bank of India_29/04/2021	Banks	198000	725.37	2.39%
Short	Housing Development Finance Corporation Limited_29/04/2021	Finance	27900	701.85	2.32%
Short	Adani Ports and Special Economic Zone Limited_29/04/2021	Transportation	65000	459.81	1.52%
Short	UPL Limited_29/04/2021	Pesticides	48100	310.70	1.03%
Short	Cipla Limited_29/04/2021	Pharmaceuticals	35100	287.71	0.95%
Short	Tech Mahindra Limited_29/04/2021	Software	24000	239.68	0.79%
Short	Steel Authority of India Limited_29/04/2021	Ferrous Metals	266000	211.87	0.70%
Short	Maruti Suzuki India Limited_29/04/2021	Auto	2200	151.93	0.50%
Short	Mahindra & Mahindra Limited_29/04/2021	Auto	16800	134.56	0.44%
Short	ITC Limited_29/04/2021	Consumer Non Durables	60800	133.36	0.44%
Short	DLF Limited_29/04/2021	Construction	33000	95.22	0.31%
Short	United Spirits Limited_29/04/2021	Consumer Non Durables	12500	70.04	0.23%
Short	Marico Limited_29/04/2021	Consumer Non Durables	8000	33.13	0.11%

Due to credit event (Default of debt servicing by Reliance Capital Limited (RCL) on Sep 20, 2019, securities of RCL have been segregated from the scheme's portfolio w.e.f. Sep 25, 2019

Nippon India Equity Savings Fund - Segregated Portfolio 1

ISIN	Name of the Instrument	Industry / Rating	Quantity	Market/Fair Value (Rs. in Lacs)	% to NAV	YIELD
Debt Instruments						
(a) Listed / awaiting listing on Stock Exchange						
Non Convertible Debentures						
INE013A074H7	8.85% Reliance Capital Limited **#	CARE D	957	2,392.50	92.69%	
Subtotal				2,392.50	92.69%	
(b) Privately placed / Unlisted						
Subtotal				NIL	NIL	NIL
(c) Securitised Debt						
Subtotal				NIL	NIL	NIL
Total				2,392.50	92.69%	
Net Current Assets				188.55	7.31%	
GRAND TOTAL				2,581.05	100.00%	

Securities classified as below investment grade or default
 ** Non Traded Securities/illiquid Securities

Nippon India Mutual Fund has segregated debt securities of Yes Bank Limited from portfolio of the scheme due to rating downgrade by ICRA to "D" on March 6, 2020.

Nippon India Equity Savings Fund - Segregated Portfolio 2

ISIN	Name of the Instrument	Industry / Rating	Quantity	Market/Fair Value (Rs. in Lacs)	% to NAV
Debt Instruments					
(a) Listed / awaiting listing on Stock Exchange					
Non Convertible Debentures					
INE528G08394	9% Yes Bank Limited **#	ICRA D	739	0.00	\$0.00%
Subtotal				0.00	0.00%
(b) Privately placed / Unlisted					
Subtotal				NIL	NIL
(c) Securitised Debt					
Subtotal				NIL	NIL
Total				0.00	0.00%
Net Current Assets				0.00	100.00%
GRAND TOTAL				0.00	100.00%

Securities classified as below investment grade or default
** Non Traded Securities/Illiquid Securities
\$ Less Than 0.01% of NAV



Monthly Portfolio Statement as on March 31, 2021

ISIN	Name of the Instrument	Industry / Rating	Quantity	Market/Fair Value (Rs. in Lacs)	% to NAV	YIELD
Equity & Equity related						
(a) Listed / awaiting listing on Stock Exchanges						
INE467B01029	Tata Consultancy Services Limited	Software	15,960	507.18	14.88%	
INE009A01021	Infosys Limited	Software	36,673	501.70	14.72%	
INE030A01027	Hindustan Unilever Limited	Consumer Non Durables	15,497	376.81	11.05%	
INE154A01025	ITC Limited	Consumer Non Durables	1,51,677	331.41	9.72%	
INE018A01030	Larsen & Toubro Limited	Construction Project	20,964	297.46	8.73%	
INE860A01027	HCL Technologies Limited	Software	18,841	185.14	5.43%	
INE044A01036	Sun Pharmaceutical Industries Limited	Pharmaceuticals	18,741	112.03	3.25%	
INE69C01036	Tech Mahindra Limited	Software	10,756	106.64	3.13%	
INE075A01022	Wipro Limited	Software	25,678	106.35	3.12%	
INE074A01021	Grasim Industries Limited	Cement & Cement Products	6,624	96.08	2.82%	
INE752E01010	Power Grid Corporation of India Limited	Power	44,495	95.95	2.81%	
INE095A01012	IndusInd Bank Limited	Banks	9,796	93.50	2.74%	
INE733E01010	NTPC Limited	Power	82,470	87.87	2.58%	
INE917B01010	Bajaj Auto Limited	Auto	2,260	82.96	2.43%	
INE038A01020	Hindalco Industries Limited	Non - Ferrous Metals	25,347	82.85	2.43%	
INE019A01038	JSW Steel Limited	Ferrous Metals	16,782	78.62	2.31%	
INE158A01026	Hero MotoCorp Limited	Auto	2,254	65.67	1.93%	
INE213A01029	Oil & Natural Gas Corporation Limited	Oil	63,324	64.69	1.90%	
INE528A01036	UPL Limited	Pesticides	9,548	61.28	1.80%	
INE522F01014	Coal India Limited	Minerals/Mining	36,369	47.41	1.39%	
Subtotal				3,381.60	99.21%	
(b) UNLISTED						
Subtotal				0.00	0.00%	
Total				3,381.60	99.21%	
Money Market Instruments						
Triparty Repo/ Reverse Repo Instrument						
Triparty Repo				16.56	0.49%	
Reverse Repo				10.13	0.30%	
Total				26.69	0.79%	
OTHERS						
Cash Margin - CCIL				0.01	0.00%	
Total				0.01	0.00%	
Net Current Assets				0.37	0.00%	
GRAND TOTAL				3,408.67	100.00%	

\$ Less Than 0.01% of NAV

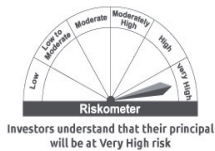
Aggregate value of investments made by other schemes of Nippon India Mutual Fund are amounting to Rs 1016.55 Lacs.

This is with reference to Gazette notification (Reference no. G.S.R.174(E)) issued by Ministry of Finance on 13th March 2020, for Yes Bank Limited reconstruction scheme, 2020. As per point 3(8)(a) of the notification, there shall be a lock-in period of three years from the commencement of the above said scheme to the extent of 75% of shares held by existing shareholders on the date of commencement of the scheme which came into force from March 13, 2020.

Taking into account the above development, the valuation committee of Nippon India Mutual Fund has decided to markdown the 75% locked-in shares of YES Bank to ZERO, as on March 16, 2020.

For any future distribution of realised proceeds of these locked-in YES Bank shares to the underlying unitholders, following Reconstituted Portfolio was created

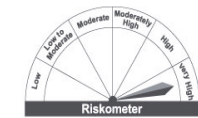
ISIN	Name of the Instrument	Industry / Rating	Quantity	Market/Fair Value (Rs. in Lacs)	% to NAV
Equity & Equity related					
(a) Listed / awaiting listing on Stock Exchanges					
INE528G01035	Yes Bank Limited	Banks	40404	0	0.00%
Total				0	0.00%
Net Current Assets				0	0.00%
GRAND TOTAL				0	0.00%



Monthly Portfolio Statement as on March 31,2021

ISIN	Name of the Instrument	Industry / Rating	Quantity	Market/Fair Value (Rs. in Lacs)	% to NAV	YIELD
Equity & Equity related						
(a) Listed Foreign Securities/Overseas ETFs						
US02079K3059	Alphabet Inc A	Interactive Media & Services	1,758	2,665.21	7.90%	
USS7636Q1040	Mastercard Incorporated	Data Processing & Outsourced Services	10,180	2,664.24	7.90%	
US5949181045	Microsoft Corp	Systems Software	13,676	2,370.08	7.03%	
US4486611073	Lowe's Cos Inc	Home Improvement Retail	15,034	2,101.62	6.23%	
US46266C1053	Iqvia Holdings	Life Sciences Tools & Services	14,664	2,081.80	6.17%	
CA29250N1050	Enbridge Inc	Oil & Gas Storage & Transportation	75,773	2,027.36	6.01%	
US30303M1027	Facebook Inc	Interactive Media & Services	9,275	2,007.98	5.95%	
US09857L1069	Booking Holdings Inc	Internet & Direct Marketing Retail	1,031	1,765.63	5.24%	
US92826C8394	Visa Inc	Data Processing & Outsourced Services	9,334	1,452.66	4.31%	
US03073E1055	Amerisource Bergen Corp	Health Care Distributors	16,673	1,447.00	4.29%	
US0231351067	Amazon Com Inc	Internet & Direct Marketing Retail	576	1,309.99	3.88%	
US0367521038	Anthem Inc	Managed Health Care	4,884	1,288.62	3.82%	
US91324P1021	Unitedhealth Group Inc	Managed Health Care	4,431	1,211.63	3.59%	
US1431301027	Carmax Inc	Automotive Retail	11,684	1,130.32	3.33%	
US64110L1061	Netflix Inc	Movies & Entertainment	2,898	1,111.22	3.30%	
US90353T1007	Uber Technologies Inc	Trucking	26,062	1,044.24	3.10%	
USS5087P1049	Lyft Inc	Trucking	21,043	977.24	2.90%	
US31620M1062	Fidelity National Information Services I	Data Processing & Outsourced Services	8,523	880.89	2.61%	
US126501006	CVS Health Corp	Health Care Services	11,578	640.24	1.90%	
US3377381088	RIBERV INC CCM	Data Processing & Outsourced Services	7,169	629.04	1.87%	
US2546871060	The Walt Disney Company	Movies & Entertainment	4,322	586.20	1.74%	
US02043Q1076	Alnylam Pharmaceuticals Inc	Biotechnology	3,775	391.77	1.16%	
US4622221004	Ionis Pharmaceuticals Inc	Biotechnology	10,175	336.26	1.00%	
US0567521085	Baidu Inc Spon ADR	Interactive Media & Services	207	33.10	0.10%	
Subtotal				32,163.54	95.38%	
(b) UNLISTED				NIL	NIL	NIL
Total				32,163.54	95.38%	
Money Market Instruments						
Triparty Repo/ Reverse Repo Instrument						
	Triparty Repo			1,097.25	3.25%	
	Reverse Repo			671.00	1.99%	
Total				1,768.25	5.24%	
OTHERS						
	Cash Margin - CCIL			1.43	0.00%	
Total				1.43	0.00%	
Net Current Assets				(209.01)	-0.62%	
GRAND TOTAL				33,724.21	100.00%	

\$ Less Than 0.01% of NAV



Riskometer
Investors understand that their principal
will be at Very High risk

Monthly Portfolio Statement as on March 31,2021

ISIN	Name of the Instrument	Industry / Rating	Quantity	Market/Fair Value (Rs. in Lacs)	% to NAV	YIELD
Debt Instruments						
(a) Listed / awaiting listing on Stock Exchange						
Government Securities						
IN0020200153	5.77% Government of India	SOVEREIGN	5,71,800	549.74	38.13%	6.32%
IN0020200294	5.85% Government of India	SOVEREIGN	2,65,500	259.57	18.00%	6.16%
IN0020190065	7.57% Government of India	SOVEREIGN	1,93,400	207.51	14.39%	6.68%
IN0020190362	6.45% Government of India	SOVEREIGN	2,06,100	206.90	14.35%	6.39%
IN0020200070	5.79% Government of India	SOVEREIGN	1,94,200	185.95	12.99%	6.41%
				1,409.67	97.77%	
(b) Privately placed / Unlisted						
				NIL	NIL	NIL
(c) Securitised Debt						
				NIL	NIL	NIL
				1,409.67	97.77%	
Money Market Instruments						
	Triparty Repo/ Reverse Repo Instrument			2.67	0.19%	
	Reverse Repo			1.63	0.11%	
				4.30	0.30%	
OTHERS						
	Cash Margin - CCIL			0.02	0.00%	
				0.02	0.00%	
	Net Current Assets			27.69	1.93%	
	GRAND TOTAL			1,441.68	100.00%	

§ Less Than 0.01% of NAV



Monthly Portfolio Statement as on March 31,2021

ISIN	Name of the Instrument	Industry / Rating	Quantity	Market/Fair Value (Rs. in Lacs)	% to NAV	YIELD
	Debt Instruments					
	(a) Listed / awaiting listing on Stock Exchange					
INE891K07325	Zero Coupon Bonds Axis Finance Limited **	CRISIL AAA	37	473.90	12.86%	3.95%
	Subtotal			473.90	12.86%	
	(b) Privately placed / Unlisted			NIL	NIL	NIL
	Subtotal			NIL	NIL	NIL
	(c) Securitised Debt					
	Subtotal			NIL	NIL	
	Total			473.90	12.86%	
	Money Market Instruments					
	Triparty Repo/ Reverse Repo Instrument					
	Triparty Repo			1,494.95	40.56%	
	Reverse Repo			914.21	24.80%	
	Total			2,409.16	65.36%	
	Mutual Fund Units					
INF204K01X03	Nippon India Large Cap Fund-Direct Growth Plan		18,62,967.013	811.89	22.03%	
	Total			811.89	22.03%	
	Net Current Assets			(9.36)	-0.25%	
	GRAND TOTAL			3,685.59	100.00%	

** Non Traded Securities/Illiquid Securities



Monthly Portfolio Statement as on March 31,2021

ISIN	Name of the Instrument	Industry / Rating	Quantity	Market/Fair Value (Rs. in Lacs)	% to NAV	YIELD
	Debt Instruments					
	(a) Listed / awaiting listing on Stock Exchange					
	Non Convertible Debentures					
INE134E08DM5	9.18% Power Finance Corporation Limited **	CRISIL AAA	25	250.53	8.21%	3.32%
	Zero Coupon Bonds					
INE891K07325	Axis Finance Limited **	CRISIL AAA	30	384.25	12.59%	3.95%
	Subtotal			634.78	20.80%	
	(b) Privately placed / Unlisted					
	Subtotal			NIL	NIL	NIL
	(c) Securitized Debt					
	Subtotal			NIL	NIL	NIL
	Total			634.78	20.80%	
	Money Market Instruments					
	Triparty Repo/ Reverse Repo Instrument					
	Triparty Repo			1,065.94	34.92%	
	Reverse Repo			651.85	21.38%	
	Total			1,717.79	56.28%	
	Mutual Fund Units					
INF204K01X03	Nippon India Large Cap Fund-Direct Growth Plan		15,70,486.558	684.43	22.42%	
	Total			684.43	22.42%	
	Net Current Assets			15.24	0.50%	
	GRAND TOTAL			3,852.24	100.00%	

** Non Traded Securities/Illiquid Securities



Monthly Portfolio Statement as on March 31,2021

ISIN	Name of the Instrument	Industry / Rating	Quantity	Market/Fair Value (Rs. in Lacs)	% to NAV	YIELD
	Debt Instruments					
	(a) Listed / awaiting listing on Stock Exchange					
	Non Convertible Debentures					
INE134E08DM5	9.18% Power Finance Corporation Limited **	CRISIL AAA	10	100.21	3.33%	3.32%
	Zero Coupon Bonds					
INE891K07325	Axis Finance Limited **	CRISIL AAA	30	384.25	12.76%	3.95%
	Subtotal			484.46	16.09%	
	(b) Privately placed / Unlisted					
	Subtotal			NIL	NIL	NIL
	(c) Securitized Debt					
	Subtotal			NIL	NIL	NIL
	Total			484.46	16.09%	
	Money Market Instruments					
	Triparty Repo/ Reverse Repo Instrument					
	Triparty Repo			1,145.93	38.04%	
	Reverse Repo			700.77	23.28%	
	Total			1,846.70	61.30%	
	Mutual Fund Units					
INF204K01X03	Nippon India Large Cap Fund-Direct Growth Plan		15,52,779.961	676.71	22.46%	
	Total			676.71	22.46%	
	Net Current Assets			4.53	0.15%	
	GRAND TOTAL			3,012.40	100.00%	

** Non Traded Securities/Illiquid Securities



Monthly Portfolio Statement as on March 31, 2021

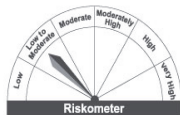
ISIN	Name of the Instrument	Industry / Rating	Quantity	Market/Fair Value (Rs. in Lacs)	% to NAV	YIELD
Equity & Equity related						
(a) Listed / awaiting listing on Stock Exchanges						
INE040A01034	HDFC Bank Limited	Banks	17,000	253.92	7.29%	
INE002A01018	Reliance Industries Limited	Petroleum Products	11,000	220.34	6.32%	
INE86401014	MTAR Technologies Limited	Aerospace & Defense	20,852	213.46	6.13%	
INE009A01021	Infosys Limited	Software	15,000	205.21	5.89%	
INE090A01021	ICICI Bank Limited	Banks	30,000	174.63	5.01%	
INE860A01027	HCL Technologies Limited	Software	17,500	171.96	4.93%	
INE022A01020	State Bank of India	Banks	45,000	163.94	4.77%	
INE114A01011	Steel Authority of India Limited	Ferrous Metals	2,00,000	157.60	4.52%	
INE854D01024	United Spirits Limited	Consumer Non Durables	25,000	139.09	3.99%	
INE418L01021	Nazara Technologies Limited	Entertainment	9,074	133.05	3.82%	
INE237A01028	Kotak Mahindra Bank Limited	Banks	7,500	131.48	3.77%	
INE312H01016	INOX Leisure Limited	Entertainment	45,000	128.30	3.68%	
INE007A01036	Housing Development Finance Corporation Limited	Finance	5,000	124.91	3.58%	
INE070001018	Easy Trip Planners Limited	Leisure Services	53,440	110.67	3.18%	
INE356A01018	Mphasis Limited	Software	6,000	106.59	3.06%	
INE203G01027	Indraprastha Gas Limited	Gas	20,000	102.47	2.94%	
INE323A01026	Bosch Limited	Auto Ancillaries	600	84.53	2.43%	
INE795G01014	HDFC Life Insurance Company Limited	Insurance	12,000	83.54	2.40%	
INE059A01026	Cipla Limited	Pharmaceuticals	9,000	73.36	2.11%	
INE548C01032	Eramt Limited	Consumer Non Durables	15,000	72.90	2.09%	
INE585B01010	Maruti Suzuki India Limited	Auto	1,000	68.59	1.97%	
INE021A01026	Asian Paints Limited	Consumer Non Durables	2,500	63.44	1.82%	
INE686F01025	United Breweries Limited	Consumer Non Durables	5,000	62.07	1.78%	
INE465A01025	Bharat Forge Limited	Industrial Products	10,000	59.60	1.71%	
INE774D01024	Mahindra & Mahindra Financial Services Limited	Finance	25,000	49.74	1.43%	
INE029A01011	Bharat Petroleum Corporation Limited	Petroleum Products	10,000	42.80	1.23%	
INE933K01021	Bajaj Consumer Care Limited	Consumer Non Durables	14,000	36.39	1.04%	
Subtotal				3,234.58	92.82%	
(b) UNLISTED						
Subtotal				NIL	NIL	NIL
Total				3,234.58	92.82%	NIL
Money Market Instruments						
Triparty Repo Reverse Repo Instrument						
Triparty Repo				154.30	4.43%	
Reverse Repo				94.36	2.71%	
Total				248.66	7.14%	
Net Current Assets				1.59	0.04%	
GRAND TOTAL				3,484.83	100.00%	



Monthly Portfolio Statement as on March 31,2021

ISIN	Name of the Instrument	Industry / Rating	Quantity	Market/Fair Value (Rs. in Lacs)	% to NAV	YIELD
	Debt Instruments					
	(a) Listed / awaiting listing on Stock Exchange					
	Non Convertible Debentures					
INE134E08DM5	9.18% Power Finanza Corporation Limited **	CRISIL AAA	2	20.04	0.22%	3.32%
INE020B08AR7	7.6% REC Limited **	CRISIL AAA	1	10.02	0.11%	3.34%
	Zero Coupon Bonds					
INE891K07325	Axis Finance Limited **	CRISIL AAA	81	1,037.46	11.43%	3.95%
	Subtotal			1,067.52	11.76%	
	(b) Privately placed / Unlisted			NIL	NIL	NIL
	(c) Securitised Debt			NIL	NIL	NIL
	Subtotal			NIL	NIL	
	Total			1,067.52	11.76%	
	Money Market Instruments					
	Triparty Repo/ Reverse Repo Instrument					
	Triparty Repo			5.25	0.06%	
	Reverse Repo			3.21	0.04%	
	Total			8.46	0.10%	
	Mutual Fund Units					
INF204K01ZH0	Nippon India Liquid Fund-Direct Growth Plan		1,59,129.441	8,008.33	88.20%	
	Total			8,008.33	88.20%	
	Net Current Assets			(4.18)	-0.05%	
	GRAND TOTAL			9,080.13	100.00%	

** Non Traded Securities/Illiquid Securities

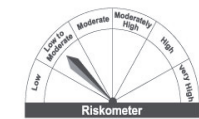


Investors understand that their principal
will be at Low to Moderate risk

Monthly Portfolio Statement as on March 31,2021

ISIN	Name of the Instrument	Industry / Rating	Quantity	Market/Fair Value (Rs. in Lacs)	% to NAV	YIELD
	Debt Instruments					
	(a) Listed / awaiting listing on Stock Exchange					
	Non Convertible Debentures					
INE134E08ID3	8.05% Power Financa Corporation Limited **	CRISIL AAA	47	471.49	8.49%	3.34%
	Zero Coupon Bonds					
INE891K07333	Axis Finance Limited **	CRISIL AAA	52	668.26	12.04%	3.95%
INE916DA7PIS	Kotak Mahindra Prime Limited **	CRISIL AAA	64	638.43	11.50%	3.60%
INE377Y07037	Bajaj Housing Finance Limited **	CRISIL AAA	16	204.89	3.69%	3.79%
	(b) Privately placed / Unlisted			1,983.07	35.72%	
	Subtotal			NIL	NIL	NIL
	(c) Securitized Debt					
	Subtotal			NIL	NIL	NIL
	Total			1,983.07	35.72%	
	Money Market Instruments					
	Certificate of Deposit					
INE028A16CD1	Bank of Baroda **	FITCH A1+	230	229.48	4.13%	3.28%
	Triparty Repo/ Reverse Repo Instrument					
	Triparty Repo			64.10	1.15%	
	Reverse Repo			39.20	0.71%	
	Total			332.78	5.99%	
	Mutual Fund Units					
INF204K01ZH0	Nippon India Liquid Fund-Direct Growth Plan		63,681,441	3,204.83	57.72%	
	Total			3,204.83	57.72%	
	Net Current Assets			31.38	0.57%	
	GRAND TOTAL			5,552.06	100.00%	

** Non Traded Securities/Illiquid Securities



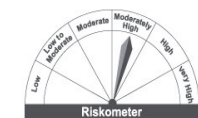
Investors understand that their principal
will be at Low to Moderate risk

Monthly Portfolio Statement as on March 31,2021

ISIN	Name of the Instrument	Industry / Rating	Quantity	Market/Fair Value (Rs. in Lacs)	% to NAV	YIELD
Debt Instruments						
(a) Listed / awaiting listing on Stock Exchange						
Non Convertible Debentures						
INE572E09361	8.47% PNB Housing Finance Limited **	CARE AA	24	240.65	9.96%	7.36%
INE126A07251	8.25% EID Parry India Limited **	CRISIL AA-	21	210.21	8.70%	6.34%
INE414G07CM0	8.75% Muthoot Finance Limited **	CRISIL AA+	20,000	201.85	8.36%	4.45%
INE945S07066	8.5% Kudgi Transmission Ltd **	CRISIL AAA	20	200.29	8.29%	5.85%
INE134E08DQ6	9.61% Power Finance Corporation Limited **	CRISIL AAA	15	152.18	6.30%	3.35%
INE245A07226	9.15% Tata Power Company Limited **	CRISIL AA	5	101.36	4.20%	4.43%
INE202B07HT4	9.25% Dewan Housing Finance Corporation Limited **#	CARE D	20,000	50.00	2.07%	
INE205A07147	8.5% Vedanta Limited **	CRISIL AA-	4	40.04	1.66%	7.48%
INE205A07154	9.18% Vedanta Limited **	CRISIL AA-	3	30.06	1.24%	7.85%
INE721A07NV9	9.1% Shriram Transport Finance Company Limited **	CRISIL AA+	2,000	20.11	0.83%	6.62%
INE148I07V8	8.4% Indiabulls Housing Finance Limited **	CRISIL AA	2	19.74	0.82%	13.50%
INE432R07208	8.37% Shriram Housing Finance Company Limited **	CARE AA	1	10.07	0.42%	6.95%
				1,276.56	52.95%	
(b) Privately placed / Unlisted						
Zero Coupon Bonds						
INE321N07095	KKR India Financial Services Private Limited **	CRISIL AA	1	180.00	7.45%	10.68%
	Subtotal			180.00	7.45%	
(c) Securitised Debt						
	Subtotal			NIL	NIL	
	Total			1,456.56	60.30%	
Money Market Instruments						
Certificate of Deposit						
INE092T16QA3	IDFC First Bank Limited **	ICRA A1+	240	238.28	9.87%	3.51%
Triparty Repo/ Reverse Repo Instrument						
	Triparty Repo			402.36	16.66%	
	Reverse Repo			246.05	10.19%	
	Total			886.69	36.72%	
	Net Current Assets			71.94	2.98%	
	GRAND TOTAL			2,415.19	100.00%	

** Non Traded Securities/Illiquid Securities

Securities classified as below investment grade or default

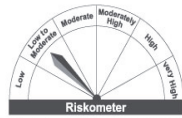


Investors understand that their principal
will be at Moderately High risk

Monthly Portfolio Statement as on March 31,2021

ISIN	Name of the Instrument	Industry / Rating	Quantity	Market/Fair Value (Rs. in Lacs)	% to NAV	YIELD
Debt Instruments						
(a) Listed / awaiting listing on Stock Exchange						
Non Convertible Debentures						
INE134E08ID3	8.05% Power Financa Corporation Limited **	CRISIL AAA	50	501.59	6.26%	3.34%
INE752E07NN3	8.13% Power Grid Corporation of India Limited **	CRISIL AAA	31	310.85	3.88%	3.33%
Zero Coupon Bonds						
INE891K07333	Axis Finance Limited **	CRISIL AAA	75	963.84	12.03%	3.95%
INE756I07BV3	HDB Financial Services Limited **	CRISIL AAA	50	638.41	7.97%	3.62%
INE660A07PK7	Sundaram Finance Limited **	ICRA AAA	40	398.47	4.97%	3.60%
Subtotal				2,813.16	35.11%	
(b) Privately placed / Unlisted						
Subtotal				NIL	NIL	NIL
(c) Securitized Debt						
Subtotal				NIL	NIL	NIL
Total				2,813.16	35.11%	
Money Market Instruments						
Certificate of Deposit						
INE028A16CD1	Bank of Baroda **	FITCH A1+	280	279.37	3.49%	3.28%
Triparty Repo/ Reverse Repo Instrument						
	Triparty Repo			38.54	0.48%	
	Reverse Repo			23.57	0.29%	
IN002020Z048	Treasury Bill		2,00,000	199.53	2.49%	3.05%
Total				541.01	6.75%	
Mutual Fund Units						
INF204K01ZH0	Nippon India Liquid Fund-Direct Growth Plan		91,482,318	4,603.93	57.46%	
Total				4,603.93	57.46%	
Net Current Assets				54.29	0.68%	
GRAND TOTAL				8,012.38	100.00%	

** Non Traded Securities/Illiquid Securities

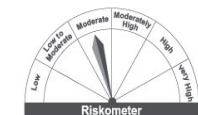


Riskometer
Investors understand that their principal
will be at Low to Moderate risk

Monthly Portfolio Statement as on March 31, 2021

ISIN	Name of the Instrument	Industry / Rating	Quantity	Market/Fair Value (Rs. in Lacs)	% to NAV	YIELD
Equity & Equity related						
(a) Listed / awaiting listing on Stock Exchanges						
INE040A01034	HDFC Bank Limited	Banks	5,590	83.50	2.03%	
INE009A01021	Infosys Limited	Software	5,020	68.68	1.67%	
INE002A01018	Reliance Industries Limited	Petroleum Products	2,770	55.49	1.35%	
INE090A01021	ICI/CI Bank Limited	Banks	8,320	48.43	1.18%	
INE047A01021	Grasim Industries Limited	Cement & Cement Products	2,630	38.15	0.93%	
INE018A01030	Larsen & Toubro Limited	Construction Product	2,456	34.85	0.85%	
INE081A01012	Tata Steel Limited	Ferrous Metals	3,944	32.02	0.79%	
INE062A01020	State Bank of India	Banks	8,600	31.33	0.76%	
INE769A01020	Aarti Industries Limited	Chemicals	2,320	30.56	0.74%	
INE397D01024	Bharti Airtel Limited	Telecom - Services	4,903	25.36	0.62%	
INE089A01023	Dr. Reddy's Laboratories Limited	Pharmaceuticals	535	24.16	0.59%	
INE154A01025	ITC Limited	Consumer Non Durables	9,580	20.93	0.51%	
INE101A01026	Mahindra & Mahindra Limited	Auto	2,560	20.36	0.50%	
INE226A01021	Volvo Limited	Consumer Durables	2,090	20.34	0.50%	
INE095A01012	IndusInd Bank Limited	Banks	1,987	18.96	0.46%	
INE585B01010	Maruti Suzuki India Limited	Auto	276	18.93	0.46%	
INE716A01013	Whirlpool of India Limited	Consumer Durables	838	18.61	0.45%	
INE003A01024	Siemens Limited	Industrial Capital Goods	1,000	18.44	0.45%	
INE647C01011	Aditya Birla Fashion and Retail Limited	Retailing	7,500	15.09	0.37%	
INE83A01011	MRF Limited	Auto Ancillaries	18	14.81	0.36%	
INE271C01023	DLF Limited	Construction	4,850	13.92	0.34%	
INE012A01025	ACC Limited	Cement & Cement Products	720	13.70	0.33%	
INE155A01022	Tata Motors Limited	Auto	4,500	13.70	0.33%	
INE044A01036	Sun Pharmaceutical Industries Limited	Pharmaceuticals	2,220	13.27	0.32%	
INE885A01032	Amara Raja Batteries Limited	Auto Ancillaries	1,520	12.98	0.32%	
INE092A01019	Tata Chemicals Limited	Chemicals	1,710	12.86	0.31%	
INE192A01025	Tata Consumer Products Limited	Consumer Non Durables	1,949	12.45	0.30%	
INE066A01021	Eicher Motors Limited	Auto	460	11.98	0.29%	
INE191H01014	PVR Limited	Entertainment	958	11.75	0.29%	
INE465A01025	Bharat Forge Limited	Industrial Products	1,780	10.61	0.26%	
INE775A01035	Motherson Sumi Systems Limited	Auto Ancillaries	5,100	10.27	0.25%	
INE23A01026	Bosch Limited	Auto Ancillaries	65	9.16	0.22%	
INE263A01024	Bharat Electronics Limited	Aerospace & Defense	7,190	8.99	0.22%	
INE205A01025	Vedanta Limited	Non - Ferrous Metals	3,880	8.88	0.22%	
INE976G01028	RBL Bank Limited	Banks	2,455	5.10	0.12%	
IN0002A01024	Reliance Industries Limited - Partly Paid Up	Petroleum Products	184	2.01	0.05%	
IN0647D01027	Aditya Birla Fashion and Retail Limited - Partly Paid Up	Retailing	876	1.48	0.04%	
INE09EC01013	Aarti Surfactants Limited	Chemicals	116	1.08	0.03%	
Subtotal				813.07	19.80%	
(b) UNLISTED						
Subtotal				NIL	NIL	NIL
Total				813.07	19.80%	
Debt Instruments						
(a) Listed / awaiting listing on Stock Exchange						
Government Securities						
IN3420110014	8.36% State Government Securities	SOVEREIGN	80,000	80.08	1.95%	3.38%
Non Convertible Debentures						
INE020B08AR7	7.6% REC Limited **	CRISIL AAA	40	400.70	9.76%	3.34%
Zero Coupon Bonds						
INE891K07325	Avic Finance Limited **	CRISIL AAA	38	486.71	11.85%	3.95%
Subtotal				967.49	23.56%	
(b) Privately placed / Unlisted						
Subtotal				NIL	NIL	NIL
(c) Securitized Debt						
Subtotal				NIL	NIL	NIL
Total				967.49	23.56%	
Money Market Instruments						
Triparty Repo/ Reverse Repo Instrument						
Triparty Repo				1,427.37	34.75%	
Reverse Repo				872.88	21.25%	
Total				2,300.25	56.00%	
Net Current Assets				26.77	0.64%	
GRAND TOTAL				4,107.58	100.00%	

** Non Traded Securities/Illiquid Securities

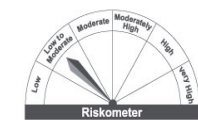


Investors understand that their principal will be at Moderate risk

Monthly Portfolio Statement as on March 31,2021

ISIN	Name of the Instrument	Industry / Rating	Quantity	Market/Fair Value (Rs. in Lacs)	% to NAV	YIELD
Debt Instruments						
(a) Listed / awaiting listing on Stock Exchange						
Government Securities						
IN3420110014	8.36% State Government Securities	SOVEREIGN	1,00,000	100.10	0.48%	3.38%
Non Convertible Debentures						
INE134E08DM5	9.18% Power Finance Corporation Limited **	CRISIL AAA	180	1,803.84	8.71%	3.32%
INE752E07NN3	8.13% Power Grid Corporation of India Limited **	CRISIL AAA	5	50.14	0.24%	3.33%
INE053F09HO9	9.27% Indian Railway Finance Corporation Limited **	CRISIL AAA	1	10.06	0.05%	3.33%
Zero Coupon Bonds						
INE891K07333	Axis Finance Limited **	CRISIL AAA	195	2,505.98	12.10%	3.95%
INE916DA7PIS	Kotak Mahindra Prime Limited **	CRISIL AAA	154	1,536.21	7.42%	3.60%
INE377Y07037	Bajaj Housing Finance Limited **	CRISIL AAA	3	38.42	0.19%	3.79%
Subtotal				6,044.75	29.19%	
(b) Privately placed / Unlisted						
Subtotal				NIL	NIL	NIL
(c) Securitised Debt						
Subtotal				NIL	NIL	
Total				6,044.75	29.19%	
Money Market Instruments						
Certificate of Deposit						
INE028A16CD1	Bank of Baroda **	FITCH A1+	720	718.39	3.47%	3.28%
Triparty Repo/ Reverse Repo Instrument						
Triparty Repo						
Reverse Repo						
Treasury Bill						
IN0020202048	364 Days Tbill		3,80,000	379.11	1.83%	3.05%
Total				1,181.17	5.76%	
Mutual Fund Units						
INF204K01ZH0	Nippon India Liquid Fund-Direct Growth Plan		2,64,573.541	13,314.91	64.31%	
Total				13,314.91	64.31%	
Net Current Assets				163.39	0.80%	
GRAND TOTAL				20,704.22	100.00%	

** Non Traded Securities/Illiquid Securities

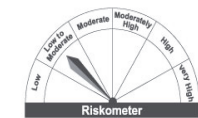


Investors understand that their principal will be at Low to Moderate risk

Monthly Portfolio Statement as on March 31,2021

ISIN	Name of the Instrument	Industry / Rating	Quantity	Market/Fair Value (Rs. in Lacs)	% to NAV	YIELD
	Debt Instruments					
	(a) Listed / awaiting listing on Stock Exchange					
	Non Convertible Debentures					
INE752E07NN3	8.13% Power Grid Corporation of India Limited **	CRISIL AAA	45	451.23	4.09%	3.33%
INE134E08DM5	9.18% Power Finance Corporation Limited **	CRISIL AAA	13	130.28	1.18%	3.32%
INE134E08ID3	8.05% Power Finance Corporation Limited **	CRISIL AAA	3	30.10	0.27%	3.34%
INE020B08AR7	7.6% REC Limited **	CRISIL AAA	3	30.05	0.27%	3.34%
INE053F09HO9	9.27% Indian Railway Finance Corporation Limited **	CRISIL AAA	2	20.13	0.18%	3.33%
	Zero Coupon Bonds					
INE377Y07037	Bajaj Housing Finance Limited **	CRISIL AAA	87	1,114.08	10.09%	3.79%
INE891K07333	Axis Finance Limited **	CRISIL AAA	83	1,066.65	9.66%	3.95%
INE916DA7PIS	Kotak Mahindra Prime Limited **	CRISIL AAA	103	1,027.47	9.30%	3.60%
	Subtotal			3,869.99	35.04%	
	(b) Privately placed / Unlisted			NIL	NIL	NIL
	Subtotal			NIL	NIL	NIL
	(c) Securitised Debt					
	Subtotal			NIL	NIL	
	Total			3,869.99	35.04%	
	Money Market Instruments					
	Certificate of Deposit					
INE028A16CD1	Bank of Baroda **	FITCH A1+	300	299.33	2.71%	3.28%
	Triparty Repo/ Reverse Repo Instrument					
	Triparty Repo			59.63	0.54%	
	Reverse Repo			36.47	0.33%	
	Treasury Bill					
IN002020Z048	364 Days Tbill		2,20,000	219.49	1.99%	3.05%
	Total			614.92	5.57%	
	Mutual Fund Units					
INF204K01ZH0	Nippon India Liquid Fund-Direct Growth Plan		1,29,299.434	6,507.11	58.93%	
	Total			6,507.11	58.93%	
	Net Current Assets			50.86	0.46%	
	GRAND TOTAL			11,042.88	100.00%	

** Non Traded Securities/Illiquid Securities

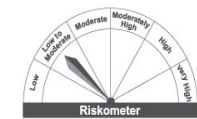


Investors understand that their principal
will be at Low to Moderate risk

Monthly Portfolio Statement as on March 31,2021

ISIN	Name of the Instrument	Industry / Rating	Quantity	Market/Fair Value (Rs. in Lacs)	% to NAV	YIELD
	Debt Instruments					
	(a) Listed / awaiting listing on Stock Exchange					
	Government Securities					
IN3420110014	8.36% State Government Securities	SOVEREIGN	1,50,700	150.84	0.80%	3.38%
	Non Convertible Debentures					
INE115A07JK5	8.37% LIC Housing Finance Limited **	CRISIL AAA	150	1,507.41	8.01%	3.47%
INE020B08AR7	7.6% REC Limited **	CRISIL AAA	150	1,502.64	7.99%	3.34%
	Zero Coupon Bonds					
INE891K07333	Axis Finance Limited **	CRISIL AAA	95	1,220.86	6.49%	3.95%
INE377Y07037	Bajaj Housing Finance Limited **	CRISIL AAA	70	896.39	4.76%	3.79%
INE891K07325	Axis Finance Limited **	CRISIL AAA	54	691.64	3.68%	3.95%
	Subtotal			5,969.78	31.73%	
	(b) Privately placed / Unlisted			NIL	NIL	NIL
	Subtotal			NIL	NIL	NIL
	(c) Securitized Debt					
	Subtotal			NIL	NIL	
	Total			5,969.78	31.73%	
	Money Market Instruments					
	Certificate of Deposit					
INE028A16CD1	Bank of Baroda **	FITCH A1+	170	169.62	0.90%	3.28%
	Triparty Repo/ Reverse Repo Instrument					
	Triparty Repo			34.96	0.19%	
	Reverse Repo			21.38	0.11%	
	Treasury Bill					
IN0020202048	364 Days Tbill		5,80,000	578.65	3.08%	3.05%
	Total			804.61	4.28%	
	Mutual Fund Units					
INF204K01ZH0	Nippon India Liquid Fund-Direct Growth Plan		2,34,782.896	11,815.66	62.80%	
	Total			11,815.66	62.80%	
	Net Current Assets			225.82	1.19%	
	GRAND TOTAL			18,815.87	100.00%	

** Non Traded Securities/Illiquid Securities

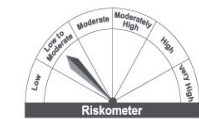


Riskometer
Investors understand that their principal
will be at Low to Moderate risk

Monthly Portfolio Statement as on March 31,2021

ISIN	Name of the Instrument	Industry / Rating	Quantity	Market/Fair Value (Rs. in Lacs)	% to NAV	YIELD
	Debt Instruments					
	(a) Listed / awaiting listing on Stock Exchange					
	Government Securities					
IN3420110014	8.36% State Government Securities	SOVEREIGN	2,70,000	270.26	1.12%	3.38%
	Non Convertible Debentures					
INE020B08AR7	7.6% REC Limited **	CRISIL AAA	225	2,253.96	9.38%	3.34%
INE115A07JK5	8.37% LIC Housing Finance Limited **	CRISIL AAA	100	1,004.94	4.18%	3.47%
INE752E07NN3	8.13% Power Grid Corporation of India Limited **	CRISIL AAA	19	190.52	0.79%	3.33%
	Zero Coupon Bonds					
INE660A07PK7	Sundaram Finance Limited **	ICRA AAA	243	2,420.69	10.07%	3.60%
INE377Y07D37	Bajaj Housing Finance Limited **	CRISIL AAA	189	2,420.25	10.07%	3.79%
	Subtotal			8,560.62	35.61%	
	(b) Privately placed / Unlisted			NIL	NIL	NIL
	Subtotal			NIL	NIL	NIL
	(c) Securitized Debt					
	Subtotal			NIL	NIL	NIL
	Total			8,560.62	35.61%	
	Money Market Instruments					
	Certificate of Deposit					
INE028A16CD1	Bank of Baroda **	FITCH A1+	540	538.79	2.24%	3.28%
	Triparty Repo/ Reverse Repo Instrument					
	Triparty Repo			17.00	0.07%	
	Reverse Repo			10.40	0.04%	
	Treasury Bill					
IN002020Z048	364 Days Tbill		3,20,000	319.25	1.33%	3.05%
	Total			885.44	3.68%	
	Mutual Fund Units					
INF204K01ZH0	Nippon India Liquid Fund-Direct Growth Plan		2,84,519.340	14,318.70	59.59%	
	Total			14,318.70	59.59%	
	Net Current Assets			262.11	1.12%	
	GRAND TOTAL			24,026.87	100.00%	

** Non Traded Securities/Illiquid Securities

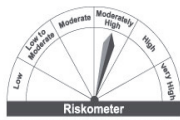


Riskometer
Investors understand that their principal
will be at Low to Moderate risk

Monthly Portfolio Statement as on March 31,2021

ISIN	Name of the Instrument	Industry / Rating	Quantity	Market/Fair Value (Rs. in Lacs)	% to NAV	YIELD
Debt Instruments						
(a) Listed / awaiting listing on Stock Exchange						
Non Convertible Debentures						
INE134E08H4	7.5% Power Finance Corporation Limited **	CRISIL AAA	270	2,736.52	10.17%	3.68%
INE034U07040	9.75% Montecarlo Limited **	FITCH A+	260	2,594.79	9.64%	10.22%
INE896L07512	9.45% IndoStar Capital Finance Limited **	CARE AA-	22	2,206.13	8.20%	8.77%
INE694L07115	8.55% Talwandi Sabo Power Limited **	CRISIL AA-(CE)	150	1,499.56	5.57%	8.36%
INE414G07CM0	8.75% Muthoot Finance Limited **	CRISIL AA+	89,000	898.22	3.34%	4.45%
INE94SS07066	8.5% Kudgi Transmission Ltd **	CRISIL AAA	88	881.26	3.27%	5.85%
INE894L07123	9.23% Talwandi Sabo Power Limited **	CRISIL AA-(CE)	85	850.41	3.16%	8.55%
INE201P07151	9.69% G R Infra Projects Limited **	CRISIL AA	79	799.38	2.97%	6.69%
INE202B07H14	9.25% Dewan Housing Finance Corporation Limited **#	CARE D	1,10,163	275.41	1.02%	
INE202B07L9	9.05% Dewan Housing Finance Corporation Limited **#	CARE D	1,46,000	219.00	0.81%	
Zero Coupon Bonds						
INE651J07515	JM Financial Credit Solution Limited **	ICRA AA	240	3,194.11	11.87%	6.94%
Subtotal				16,154.79	60.02%	
(b) Privately placed / Unlisted						
Zero Coupon Bonds						
INE321N07095	KKR India Financial Services Private Limited **	CRISIL AA	9	1,619.97	6.02%	10.68%
Subtotal				1,619.97	6.02%	
(c) Securitised Debt						
Subtotal				NIL	NIL	
Total				17,774.76	66.04%	
Money Market Instruments						
Certificate of Deposit						
INE095A16L06	IndusInd Bank Limited **	CRISIL A1+	2,720	2,673.94	9.93%	3.77%
INE092T16QJ3	IDFC First Bank Limited **	ICRA A1+	2,690	2,670.74	9.92%	3.51%
INE238A169V5	Axis Bank Limited **	ICRA A1+	2,200	2,169.74	8.06%	3.54%
INE028A16CG4	Bank of Baroda **	FITCH A1+	1,000	994.52	3.69%	3.30%
Triparty Repo/ Reverse Repo Instrument						
Triparty Repo						
Reverse Repo						
Total				8,599.76	31.99%	
Net Current Assets				353.87	2.05%	
GRAND TOTAL				26,918.09	100.00%	

** Non Traded Securities/Illiquid Securities
Securities classified as below investment grade or default

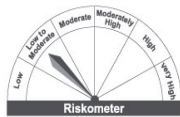


Investors understand that their principal
will be at Moderately High risk

Monthly Portfolio Statement as on March 31,2021

ISIN	Name of the Instrument	Industry / Rating	Quantity	Market/Fair Value (Rs. in Lacs)	% to NAV	YIELD
	Debt Instruments					
	(a) Listed / awaiting listing on Stock Exchange					
	Zero Coupon Bonds					
INE377Y07037	Bajaj Housing Finance Limited **	CRISIL AAA	120	1,536.67	9.99%	3.79%
INE756I07BV3	HDB Financial Services Limited **	CRISIL AAA	40	510.73	3.32%	3.62%
	Subtotal			2,047.40	13.31%	
	(b) Privately placed / Unlisted			NIL	NIL	NIL
	Subtotal			NIL	NIL	NIL
	(c) Securitised Debt					
	Subtotal			NIL	NIL	
	Total			2,047.40	13.31%	
	Money Market Instruments					
	Certificate of Deposit					
INE028A16CD1	Bank of Baroda **	FITCH A1+	380	379.15	2.46%	3.28%
	Triparty Repo/ Reverse Repo Instrument					
	Triparty Repo			4.85	0.03%	
	Reverse Repo			2.96	0.02%	
	Treasury Bill					
IN002020Z048	364 Days Tbill		2,40,000	239.44	1.56%	3.05%
	Total			626.40	4.07%	
	Mutual Fund Units					
INF204K01ZH0	Nippon India Liquid Fund-Direct Growth Plan		2,52,664,500	12,715.57	82.63%	
	Total			12,715.57	82.63%	
	Net Current Assets			(0.39)	-0.01%	
	GRAND TOTAL			15,388.98	100.00%	

** Non Traded Securities/Illiquid Securities



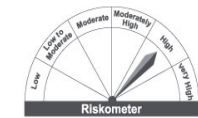
Investors understand that their principal
will be at Low to Moderate risk

Monthly Portfolio Statement as on March 31,2021

ISIN	Name of the Instrument	Industry / Rating	Quantity	Market/Fair Value (Rs. in Lacs)	% to NAV	YIELD
Debt Instruments						
(a) Listed / awaiting listing on Stock Exchange						
Non Convertible Debentures						
INE432R07208	8.97% Shriram Housing Finance Company Limited **	CARE AA	168	1,691.60	11.05%	6.95%
INE191H07185	11% PVR Limited **	CRISIL AA	136	1,373.39	8.97%	9.85%
INE540P07202	9.75% U.P. Power Corporation Limited **	CRISIL A+(CE)	159	1,199.00	7.83%	8.12%
INE414G07CM0	8.75% Muthoot Finance Limited **	CRISIL AA+	1,16,500	1,175.76	7.68%	4.45%
INE105N07100	8.28% Oriental Nagpur Betul Highway Limited **	CRISIL AAA	925	936.74	6.12%	5.59%
INE14807GE9	8.75% Indiabulls Housing Finance Limited **	CARE AA	93,000	905.76	5.92%	13.86%
INE245A08109	7.99% Tata Power Company Limited **	CARE AA	76	774.03	5.06%	4.82%
INE205A07162	8.9% Vedanta Limited **	CRISIL AA-	52	521.68	3.41%	8.18%
INE201P07151	9.69% G R Infra Projects Limited **	CRISIL AA	34	344.04	2.25%	6.69%
INE202B07L9	9.05% Dewan Housing Finance Corporation Limited **#	CARE D	1,96,000	294.00	1.92%	
INE445L08334	8.12% Nabha Power Limited **	ICRA AAA(CE)	20	200.64	1.31%	3.76%
INE134E08GT3	8.55% Power Finance Corporation Limited **	CRISIL AAA	13	133.90	0.87%	3.99%
INE020B08941	9.75% REC Limited **	CRISIL AAA	6	62.01	0.41%	4.09%
INE694L07123	9.23% Talwandi Sabo Power Limited **	CRISIL AA-(CE)	6	60.03	0.39%	8.55%
INE020B08872	8.44% REC Limited	CRISIL AAA	1	10.29	0.07%	4.00%
INE14807GF5	8.9% Indiabulls Housing Finance Limited	CARE AA	1,000	9.75	0.06%	13.86%
Zero Coupon Bonds						
INE651J07523	JM Financial Credit Solution Limited **	ICRA AA	150	2,003.44	13.09%	7.29%
Subtotal				11,696.08	76.41%	
(b) Privately placed / Unlisted						
Subtotal				NIL	NIL	NIL
(c) Securitized Debt						
Subtotal				NIL	NIL	NIL
Total				11,696.08	76.41%	
Money Market Instruments						
Certificate of Deposit						
INE095A16L06	IndusInd Bank Limited **	CRISIL A1+	1,540	1,513.92	9.89%	3.77%
INE092T16QA3	IDFC First Bank Limited **	ICRA A1+	1,520	1,509.12	9.86%	3.51%
Triparty Repo/ Reverse Repo Instrument						
Triparty Repo						
Reverse Repo						
Total				3,354.58	21.91%	
Net Current Assets				258.35	1.68%	
GRAND TOTAL				15,309.01	100.00%	

** Non Traded Securities/Illiquid Securities

Securities classified as below investment grade or default



Investors understand that their principal will be at High risk

Monthly Portfolio Statement as on March 31,2021

ISIN	Name of the Instrument	Industry / Rating	Quantity	Market/Fair Value (Rs. in Lacs)	% to NAV	YIELD
	Debt Instruments					
	(a) Listed / awaiting listing on Stock Exchange					
	Zero Coupon Bonds					
INE377Y07037	Bajaj Housing Finance Limited **	CRISIL AAA	62	793.95	10.12%	3.79%
INE756I07BV3	HDB Financial Services Limited **	CRISIL AAA	20	255.36	3.25%	3.62%
	Subtotal			1,049.31	13.37%	
	(b) Privately placed / Unlisted			NIL	NIL	NIL
	Subtotal			NIL	NIL	NIL
	(c) Securitised Debt					
	Subtotal			NIL	NIL	
	Total			1,049.31	13.37%	
	Money Market Instruments					
	Certificate of Deposit					
INE028A16CD1	Bank of Baroda **	FITCH A1+	280	279.37	3.56%	3.28%
	Triparty Repo/ Reverse Repo Instrument					
	Triparty Repo			55.77	0.71%	
	Reverse Repo			34.11	0.43%	
	Treasury Bill					
IN002020Z048	364 Days Tbill		20,000	19.95	0.25%	3.05%
	Total			389.20	4.95%	
	Mutual Fund Units					
INF204K01ZH0	Nippon India Liquid Fund-Direct Growth Plan		1,27,348.199	6,408.91	81.67%	
	Total			6,408.91	81.67%	
	Net Current Assets			(0.37)	0.01%	
	GRAND TOTAL			7,847.05	100.00%	

** Non Traded Securities/Illiquid Securities

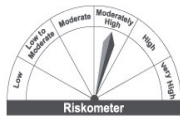


Investors understand that their principal
will be at Low to Moderate risk

Monthly Portfolio Statement as on March 31,2021

ISIN	Name of the Instrument	Industry / Rating	Quantity	Market/Fair Value (Rs. in Lacs)	% to NAV	YIELD
Debt Instruments						
(a) Listed / awaiting listing on Stock Exchange						
Non Convertible Debentures						
INE020B08CA9	7.55% REC Limited **	CRISIL AAA	50	508.90	11.44%	3.69%
INE201P07151	9.69% G R Infra Projects Limited **	CRISIL AA	50	505.93	11.37%	6.69%
INE14807GFS	8.9% Indiabulls Housing Finance Limited	CARE AA	46,000	448.30	10.08%	13.86%
INE432R07208	8.97% Shriram Housing Finance Company Limited **	CARE AA	40	402.76	9.05%	6.95%
INE896L07512	9.45% IndoStar Capital Finance Limited **	CARE AA-	4	401.11	9.02%	8.77%
INES14E08AG6	9.36% Export Import Bank of India **	CRISIL AAA	31	318.58	7.16%	3.54%
INE134E08U0	7.47% Power Finance Corporation Limited **	CRISIL AAA	20	203.30	4.57%	3.67%
INE694L07123	9.23% Talwandi Sabo Power Limited **	CRISIL AA-(CE)	3	30.01	0.67%	8.55%
Zero Coupon Bonds						
INE651J07515	JM Financial Credit Solution Limited **	ICRA AA	25	332.72	7.48%	6.94%
Subtotal				3,151.61	70.84%	
(b) Privately placed / Unlisted						
Subtotal				NIL	NIL	NIL
(c) Securitised Debt						
Subtotal				NIL	NIL	
Total				3,151.61	70.84%	
Money Market Instruments						
Certificate of Deposit						
INE095A16L06	IndusInd Bank Limited **	CRISIL A1+	450	442.38	9.94%	3.77%
INE092T16QA3	IDFC First Bank Limited **	ICRA A1+	440	436.85	9.82%	3.51%
INE238A169V5	Axis Bank Limited **	ICRA A1+	300	295.87	6.65%	3.54%
Triparty Repo/ Reverse Repo Instrument						
Triparty Repo						
Reverse Repo						
Total				1,211.89	27.23%	
Net Current Assets				85.65	1.93%	
GRAND TOTAL				4,449.15	100.00%	

** Non Traded Securities/Illiquid Securities

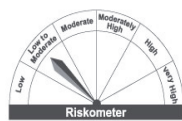


Investors understand that their principal
will be at Moderately High risk

Monthly Portfolio Statement as on March 31,2021

ISIN	Name of the Instrument	Industry / Rating	Quantity	Market/Fair Value (Rs. in Lacs)	% to NAV	YIELD
	Debt Instruments					
	(a) Listed / awaiting listing on Stock Exchange					
	Government Securities					
IN3420110014	8.36% State Government Securities	SOVEREIGN	5,02,000	502.48	0.50%	3.38%
	Zero Coupon Bonds					
INE756107B03	HDB Financial Services Limited **	CRISIL AAA	890	11,363.66	11.24%	3.62%
INE377Y07037	Bajaj Housing Finance Limited **	CRISIL AAA	350	4,481.95	4.43%	3.79%
INE660A07PK7	Sundaram Finance Limited **	ICRA AAA	265	2,639.85	2.61%	3.60%
	Subtotal			18,987.94	18.78%	
	(b) Privately placed / Unlisted					
	Subtotal			NIL	NIL	NIL
	(c) Securitised Debt					
	Subtotal			NIL	NIL	
	Total			18,987.94	18.78%	
	Money Market Instruments					
	Certificate of Deposit					
INE028A16CD1	Bank of Baroda **	FITCH A1+	1,150	1,147.42	1.13%	3.28%
	Triparty Repo/ Reverse Repo Instrument					
	Triparty Repo			64.18	0.06%	
	Reverse Repo			39.25	0.04%	
IN002020Z048	Treasury Bill		12,80,000	1,277.01	1.26%	3.05%
	Total			2,527.86	2.49%	
	Mutual Fund Units					
INF204K01ZH0	Nippon India Liquid Fund-Direct Growth Plan		15,81,659.732	79,598.47	78.70%	
	Total			79,598.47	78.70%	
	Net Current Assets			20.96	0.03%	
	GRAND TOTAL			1,01,135.23	100.00%	

** Non Traded Securities/Illiquid Securities

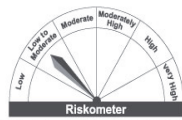


Investors understand that their principal
will be at Low to Moderate risk

Monthly Portfolio Statement as on March 31,2021

ISIN	Name of the Instrument	Industry / Rating	Quantity	Market/Fair Value (Rs. in Lacs)	% to NAV	YIELD
	Debt Instruments					
	(a) Listed / awaiting listing on Stock Exchange					
	Government Securities					
IN1620110016	8.36% State Government Securities	SOVEREIGN	30,000	30.03	0.10%	3.41%
	Zero Coupon Bonds					
INE75607BV3	HDB Financial Services Limited **	CRISIL AAA	270	3,447.40	11.82%	3.62%
INE001A07OW2	Housing Development Finance Corporation Limited **	CRISIL AAA	14	2,088.20	7.16%	3.45%
INE377Y07037	Bajaj Housing Finance Limited **	CRISIL AAA	115	1,472.64	5.05%	3.79%
INE660A07PK7	Sundaram Finance Limited **	ICRA AAA	35	348.66	1.20%	3.60%
	Subtotal			7,366.93	25.33%	
	(b) Privately placed / Unlisted			NIL	NIL	NIL
	Subtotal			NIL	NIL	NIL
	(c) Securitized Debt					
	Subtotal			NIL	NIL	
	Total			7,366.93	25.33%	
	Money Market Instruments					
	Certificate of Deposit					
INE028A16CD1	Bank of Baroda **	FITCH A1+	400	399.10	1.37%	3.28%
	Triparty Repo/ Reverse Repo Instrument					
	Triparty Repo			48.61	0.17%	
	Reverse Repo			29.72	0.10%	
IN002020Z048	Treasury Bill		3,80,000	379.11	1.30%	3.05%
	Total			856.54	2.94%	
	Mutual Fund Units					
INF204K01ZH0	Nippon India Liquid Fund-Direct Growth Plan		4,15,847.628	20,927.91	71.75%	
	Total			20,927.91	71.75%	
	Net Current Assets			(2.45)	-0.02%	
	GRAND TOTAL			29,168.93	100.00%	

** Non Traded Securities/Illiquid Securities

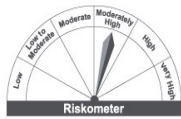


Riskometer
Investors understand that their principal will be at Low to Moderate risk

Monthly Portfolio Statement as on March 31,2021

ISIN	Name of the Instrument	Industry / Rating	Quantity	Market/Fair Value (Rs. in Lacs)	% to NAV	YIELD
Debt Instruments						
(a) Listed / awaiting listing on Stock Exchange						
Non Convertible Debentures						
INE896L07512	9.45% IndoStar Capital Finance Limited **	CARE AA-	18	1,805.02	9.82%	8.77%
INE148I07GF5	8.9% Indiabulls Housing Finance Limited	CARE AA	1,85,000	1,802.96	9.81%	13.86%
INE540P07202	9.75% U.P. Power Corporation Limited **	CRISIL A+(CE)	191	1,440.31	7.84%	8.12%
INE432R07208	8.97% Shriram Housing Finance Company Limited **	CARE AA	141	1,419.73	7.73%	6.95%
INE191H07144	11% PVR Limited **	CRISIL AA	130	1,310.74	7.13%	9.78%
INE894L07123	9.23% Talwandi Sabo Power Limited **	CRISIL AA-(CE)	62	620.40	4.47%	8.55%
INE894L07115	8.55% Talwandi Sabo Power Limited **	CRISIL AA-(CE)	50	499.85	2.72%	8.36%
INE105N07100	8.28% Oriental Nagpur Betul Highway Limited **	CRISIL AAA	410	415.20	2.28%	5.59%
INE721A07N16	8.55% Shriram Transport Finance Company Limited **	CRISIL AAA	29	290.70	1.58%	6.32%
INE945S07066	8.5% Kudgi Transmission Ltd **	CRISIL AAA	10	100.14	0.55%	5.85%
INE034U07040	9.75% Montecarlo Limited **	FITCH A+	10	99.80	0.54%	10.22%
INE201P07151	9.69% G R Infra Projects Limited **	CRISIL AA	9	91.07	0.50%	6.69%
INE514E08AG6	9.38% Export Import Bank of India **	CRISIL AAA	2	20.55	0.11%	3.54%
INE414G07CM0	8.75% Muthood Finance Limited **	CRISIL AA+	2,000	20.18	0.11%	4.45%
Zero Coupon Bonds						
INE651J07515	JM Financial Credit Solution Limited **	ICRA AA	95	1,264.34	6.88%	6.94%
INE265J07274	JM Financial Asset Reconstruction Company Limited **	ICRA AA-	57	737.27	4.01%	8.85%
Subtotal				12,138.26	66.06%	
(b) Privately placed / Unlisted						
Subtotal				NIL	NIL	NIL
(c) Securitised Debt						
Subtotal				NIL	NIL	
Total				12,138.26	66.06%	
Money Market Instruments						
Certificate of Deposit						
INE095A16L06	IndusInd Bank Limited **	CRISIL A1+	1,850	1,818.67	9.90%	3.77%
INE092T16QA3	IDFC First Bank Limited **	ICRA A1+	1,830	1,816.90	9.89%	3.51%
Triparty Repo/ Reverse Repo Instrument						
Triparty Repo				1,451.20	7.90%	
Reverse Repo				887.45	4.83%	
Total				5,974.22	32.52%	
Net Current Assets				259.40	1.42%	
GRAND TOTAL				18,371.88	100.00%	

** Non Traded Securities/Illiquid Securities

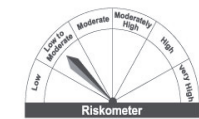


Investors understand that their principal will be at Moderately High risk

Monthly Portfolio Statement as on March 31, 2021

ISIN	Name of the Instrument	Industry / Rating	Quantity	Market/Fair Value (Rs. in Lacs)	% to NAV	YIELD
	Debt Instruments					
	(a) Listed / awaiting listing on Stock Exchange					
	Non Convertible Debentures					
INE020B084R7	7.6% REC Limited **	CRISIL AAA	200	2,003.52	6.25%	3.34%
INE134E08JK6	7.73% Power Finance Corporation Limited **	CRISIL AAA	150	1,500.72	4.68%	3.32%
INE556F08JD2	7.65% Small Industries Dev Bank of India **	CARE AAA	100	1,001.58	3.12%	3.28%
	Zero Coupon Bonds					
INE75607B1V3	HDB Financial Services Limited **	CRISIL AAA	230	2,936.68	9.15%	3.62%
INE891K07333	Axis Finance Limited **	CRISIL AAA	200	2,570.24	8.01%	3.95%
INER60A07PK7	Sundaram Finance Limited **	ICRA AAA	165	1,643.68	5.12%	3.60%
INE001A07OW2	Housing Development Finance Corporation Limited **	CRISIL AAA	11	1,640.73	5.11%	3.45%
INE377Y07037	Bajaj Housing Finance Limited **	CRISIL AAA	88	1,126.89	3.51%	3.79%
INE891K07325	Axis Finance Limited **	CRISIL AAA	30	384.25	1.20%	3.95%
	Subtotal			14,808.29	46.15%	
	(b) Privately placed / Unlisted			NIL	NIL	NIL
	(c) Securitised Debt			NIL	NIL	NIL
	Subtotal			NIL	NIL	
	Total			14,808.29	46.15%	
	Money Market Instruments					
	Certificate of Deposit					
INE028A16CD1	Bank of Baroda **	FITCH A1+	550	548.77	1.71%	3.28%
	Triparty Repo Reverse Repo Instrument					
	Triparty Repo			53.83	0.17%	
	Reverse Repo			32.92	0.10%	
	Treasury Bill					
IN002020Z048	364 Days Tbill		3,80,000	379.11	1.18%	3.05%
	Total			1,014.63	3.16%	
	Mutual Fund Units					
INF204K01ZH0	Nippon India Liquid Fund-Direct Growth Plan		3,18,364,787	16,022.00	49.95%	
	Total			16,022.00	49.95%	
	Net Current Assets			232.48	0.74%	
	GRAND TOTAL			32,077.40	100.00%	

** Non Traded Securities/Illiquid Securities

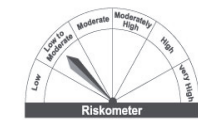


Riskometer
Investors understand that their principal
will be at Low to Moderate risk

Monthly Portfolio Statement as on March 31,2021

ISIN	Name of the Instrument	Industry / Rating	Quantity	Market/Fair Value (Rs. in Lacs)	% to NAV	YIELD
Debt Instruments						
(a) Listed / awaiting listing on Stock Exchange						
Non Convertible Debentures						
INE134E08DM5	9.18% Power Finance Corporation Limited **	CRISIL AAA	20	200.43	3.56%	3.32%
INE053F09EH0	8.64% Indian Railway Finance Corporation Limited **	CRISIL AAA	1	10.07	0.18%	3.34%
Zero Coupon Bonds						
INE001A07OW2	Housing Development Finance Corporation Limited **	CRISIL AAA	4	596.63	10.58%	3.45%
INE660A07PK7	Sundaram Finance Limited **	ICRA AAA	35	348.66	6.19%	3.60%
				1,155.79	20.51%	
(b) Privately placed / Unlisted						
Subtotal				NIL	NIL	NIL
(c) Securitised Debt						
Subtotal				NIL	NIL	
Total				1,155.79	20.51%	
Money Market Instruments						
Triparty Repo/ Reverse Repo Instrument						
				35.72	0.63%	
Reverse Repo				21.84	0.39%	
Total				57.56	1.02%	
Mutual Fund Units						
INF204K01ZH0	Nippon India Liquid Fund-Direct Growth Plan		87,545.457	4,405.81	78.16%	
Total				4,405.81	78.16%	
Net Current Assets				17.76	0.31%	
GRAND TOTAL				5,636.92	100.00%	

** Non Traded Securities/Illiquid Securities

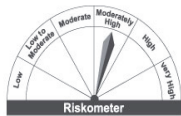


Investors understand that their principal will be at Low to Moderate risk

Monthly Portfolio Statement as on March 31,2021

ISIN	Name of the Instrument	Industry / Rating	Quantity	Market/Fair Value (Rs. in Lacs)	% to NAV	YIELD
Debt Instruments						
(a) Listed / awaiting listing on Stock Exchange						
Non Convertible Debentures						
INE414G07CM0	8.75% Muthoot Finance Limited **	CRISIL AA+	89,000	898.22	8.75%	4.45%
INE205A07147	8.5% Vedanta Limited **	CRISIL AA-	83	830.86	8.10%	7.48%
INE148I07GFS	8.9% Indiabulls Housing Finance Limited	CARE AA	84,000	818.64	7.98%	13.86%
INE721A07N6	8.55% Shriram Transport Finance Company Limited **	CRISIL AA+	80	801.92	7.82%	6.32%
INE191H07144	11% PVR Limited **	CRISIL AA	76	786.28	7.47%	9.78%
INE540P07202	9.75% U.P. Power Corporation Limited **	CRISIL A+(CE)	91	686.22	6.69%	8.12%
INE126A07251	8.25% EID Parry India Limited **	CRISIL AA-	34	340.34	3.32%	6.34%
INE201P07151	9.69% G R Infra Projects Limited **	CRISIL AA	4	40.47	0.39%	6.69%
INE205A07154	9.18% Vedanta Limited **	CRISIL AA-	4	40.08	0.39%	7.85%
INE265J07274	JM Financial Asset Reconstruction Company Limited **	ICRA AA-	11	142.28	1.39%	8.85%
Subtotal				5,365.31	52.30%	NIL
(b) Privately placed / Unlisted						
Subtotal				NIL	NIL	NIL
(c) Securitised Debt						
Subtotal				NIL	NIL	NIL
Total				5,365.31	52.30%	
Money Market Instruments						
Certificate of Deposit						
INE092T16QA3	IDFC First Bank Limited **	ICRA A1+	1,030	1,022.63	9.97%	3.51%
INE095A16L06	IndusInd Bank Limited **	CRISIL A1+	1,030	1,012.56	9.87%	3.77%
Triparty Repo/ Reverse Repo Instrument						
Triparty Repo				1,606.85	15.66%	
Reverse Repo				982.64	9.58%	
Total				4,624.68	45.09%	
Net Current Assets				271.11	2.62%	
GRAND TOTAL				10,261.10	100.00%	

** Non Traded Securities/Illiquid Securities

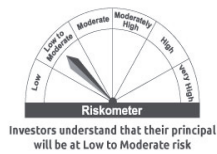


Investors understand that their principal
will be at Moderately High risk

Monthly Portfolio Statement as on March 31,2021

ISIN	Name of the Instrument	Industry / Rating	Quantity	Market/Fair Value (Rs. in Lacs)	% to NAV	YIELD
Debt Instruments						
(a) Listed / awaiting listing on Stock Exchange						
Government Securities						
IN2920150314	8.39% State Government Securities	SOVEREIGN	2,26,50,000	23,487.48	38.56%	4.39%
IN1620150145	8.21% State Government Securities	SOVEREIGN	1,90,90,000	19,793.94	32.49%	4.39%
IN2920150413	8.21% State Government Securities	SOVEREIGN	88,30,000	9,155.61	15.03%	4.39%
IN1820150077	8.53% State Government Securities	SOVEREIGN	21,03,200	2,188.65	3.59%	4.32%
IN2920150273	8.49% State Government Securities	SOVEREIGN	20,00,000	2,079.16	3.41%	4.39%
IN1220180195	7.96% State Government Securities	SOVEREIGN	17,35,000	1,733.25	2.93%	4.06%
IN2720170124	7.78% State Government Securities	SOVEREIGN	10,00,000	1,035.19	1.70%	4.05%
IN2220110117	8.95% State Government Securities	SOVEREIGN	5,00,000	522.17	0.86%	4.05%
IN1520110124	8.94% State Government Securities	SOVEREIGN	5,00,000	522.12	0.86%	4.06%
IN1620110073	8.88% State Government Securities	SOVEREIGN	1,40,000	145.86	0.24%	4.05%
IN3320150664	8.52% State Government Securities	SOVEREIGN	50,000	51.99	0.09%	4.39%
Subtotal				60,765.42	99.76%	
(b) Privately placed / Unlisted						
Subtotal				NIL	NIL	NIL
(c) Securitised Debt						
Subtotal						
Total				60,765.42	99.76%	
Money Market Instruments						
Triparty Repo/ Reverse Repo Instrument						
	Triparty Repo			833.82	1.37%	
	Reverse Repo			509.90	0.84%	
Total				1,343.72	2.21%	
OTHERS						
Cash Margin - CCIL				1.05	0.00%	
Total				1.05	0.00%	
Net Current Assets				(1,195.98)	-1.97%	
GRAND TOTAL				60,914.21	100.00%	

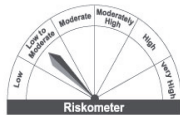
§ Less Than 0.01% of NAV



Monthly Portfolio Statement as on March 31,2021

ISIN	Name of the Instrument	Industry / Rating	Quantity	Market/Fair Value (Rs. in Lacs)	% to NAV	YIELD
	Debt Instruments					
	(a) Listed / awaiting listing on Stock Exchange					
	Government Securities					
IN1620110016	8.36% State Government Securities	SOVEREIGN	4,72,500	472.95	3.09%	3.41%
	Zero Coupon Bonds					
INE001A070W2	Housing Development Finance Corporation Limited **	CRISIL AAA	12	1,789.88	11.69%	3.45%
	Subtotal			2,262.83	14.78%	
	(b) Privately placed / Unlisted			NIL	NIL	NIL
	(c) Securitized Debt			NIL	NIL	NIL
	Subtotal			NIL	NIL	
	Total			2,262.83	14.78%	
	Money Market Instruments					
	Triparty Repo/ Reverse Repo Instrument					
	Triparty Repo			5.37	0.04%	
	Reverse Repo			3.26	0.02%	
	Total			8.65	0.06%	
	Mutual Fund Units					
INF204K01ZH0	Nippon India Liquid Fund-Direct Growth Plan		2,58,684,998	13,018.56	85.05%	
	Total			13,018.56	85.05%	
	Net Current Assets			17.15	0.11%	
	GRAND TOTAL			15,307.19	100.00%	

** Non Traded Securities/Illiquid Securities

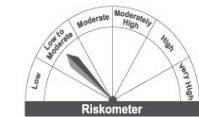


Riskometer
Investors understand that their principal
will be at Low to Moderate risk

Monthly Portfolio Statement as on March 31, 2021

ISIN	Name of the Instrument	Industry / Rating	Quantity	Market/Fair Value (Rs. in Lacs)	% to NAV	YIELD
Debt Instruments						
(a) Listed / awaiting listing on Stock Exchange						
Government Securities						
IN2920150413	8.21% State Government Securities	SOVEREIGN	51,70,000	5,360.64	31.43%	4.39%
IN1620150145	8.21% State Government Securities	SOVEREIGN	15,00,000	1,555.31	9.12%	4.39%
IN1820150077	8.53% State Government Securities	SOVEREIGN	4,20,000	437.06	2.56%	4.32%
IN1620110073	8.88% State Government Securities	SOVEREIGN	2,60,000	270.88	1.59%	4.05%
IN2920150273	8.49% State Government Securities	SOVEREIGN	2,50,000	259.89	1.52%	4.39%
IN1220180195	7.96% State Government Securities	SOVEREIGN	2,30,000	236.40	1.39%	4.08%
IN1720170118	7.79% State Government Securities	SOVEREIGN	2,00,000	207.00	1.21%	4.08%
IN2920150314	8.39% State Government Securities	SOVEREIGN	80,000	82.96	0.49%	4.39%
IN2020110028	8.75% State Government Securities	SOVEREIGN	5,000	5.20	0.03%	4.02%
Non Convertible Debentures						
INE759E07897	9.48% L&T Finance Limited **	CARE AAA	136	1,431.08	8.39%	4.84%
INE861G08035	9.95% Food Corporation Of India	CRISIL AAA(CE)	74	779.36	4.57%	4.00%
INE020A08575	8.3% Reliance Industries Limited	CRISIL AAA	60	518.56	3.04%	4.15%
INE020B08BF0	8.45% REC Limited **	CRISIL AAA	34	354.25	2.08%	4.05%
INE134E08JW1	8.18% Power Finance Corporation Limited	CRISIL AAA	23	238.79	1.40%	4.05%
INE020B08BR5	8.5% REC Limited **	CRISIL AAA	20	206.17	1.21%	4.00%
INE020B08922	8.27% REC Limited **	CARE AAA	17	176.48	1.03%	4.05%
INE134E08IN2	7.27% Power Finance Corporation Limited **	CRISIL AAA	11	112.49	0.66%	3.99%
INE115A07NM3	LIC Housing Finance Limited **	CRISIL AAA	160	2,045.24	11.99%	4.23%
INE296A07Q05	Bajaj Finance Limited **	CRISIL AAA	50	640.25	3.75%	4.80%
Subtotal				14,818.01	87.46%	
(b) Privately placed / Unlisted						
Non Convertible Debentures						
INE895D08782	8.25% Tata Sons Private Ltd **	CRISIL AAA	155	1,597.71	9.37%	4.94%
Subtotal				1,597.71	9.37%	
(c) Securitised Debt						
Subtotal				NIL	NIL	
Total				16,515.72	96.83%	
Money Market Instruments						
Certificate of Deposit						
INE556F16861	Small Industries Dev Bank of India **	CARE A1+	100	96.26	0.56%	3.97%
Triparty Repo Reverse Repo Instrument						
Triparty Repo				199.46	1.17%	
Reverse Repo				121.98	0.72%	
Total				417.70	2.45%	
OTHERS						
Cash/Margin - CCIL				0.20	0.00%	
Total				0.20	0.00%	
Net Current Assets				124.15	0.72%	
GRAND TOTAL				17,057.77	100.00%	

** Non Traded Securities/Illiquid Securities
\$ Less Than 0.01% of NAV



Investors understand that their principal
will be at Low to Moderate risk

Monthly Portfolio Statement as on March 31, 2021

ISIN	Name of the Instrument	Industry / Rating	Quantity	Market/Fair Value (Rs. in Lacs)	% to NAV	YIELD
Debt Instruments						
(a) Listed / awaiting listing on Stock Exchange						
Non Convertible Debentures						
INE148I07GE8	8.75% Indiabulls Housing Finance Limited **	CARE AA	1,35,000	1,314.85	11.34%	13.86%
INE945S07074	8.5% Kudgi Transmission Ltd **	CRISIL AAA	117	1,186.24	10.23%	7.08%
INE191H07201	10.75% PVR Limited **	CRISIL AA	88	887.88	7.65%	9.91%
INE607M09048	8.45% Tata Power Renewable Energy Limited **	CARE AA(CE)	86	887.83	7.65%	5.44%
INE205A07162	8.9% Vedanta Limited **	CRISIL AA-	76	762.46	6.57%	8.18%
INES40P07202	9.75% U.P. Power Corporation Limited **	CRISIL A+(CE)	74	558.03	4.91%	8.12%
INE081A08181	2% Tata Steel Limited **	CARE AA	26	462.98	3.99%	4.62%
INE696E08284	8.04% Vodafone Idea Limited **	CARE B+	150	368.22	3.17%	
INE582L07203	9% Tata Housing Development Company Limited **	CARE AA	29	294.88	2.54%	7.16%
INE134E08JW1	8.18% Power Finance Corporation Limited	CRISIL AAA	20	207.65	1.79%	4.05%
INE201P07151	9.69% G R Infra Projects Limited **	CRISIL AA	17	172.02	1.48%	6.69%
INE296N08022	8% Waiwhan Renewable Energy Limited **	CARE AA(CE)	13	132.80	1.14%	5.24%
INE514E084X1	9.3% Export Import Bank of India **	CRISIL AAA	8	84.31	0.73%	4.22%
INE556F08J11	8.81% Small Industries Dev Bank of India **	CARE AAA	7	72.65	0.63%	3.98%
INE414G07CM0	8.75% Muthoot Finance Limited **	CRISIL AA+	2,000	20.18	0.17%	4.45%
Zero Coupon Bonds						
INE265J07274	JM Financial Asset Reconstruction Company Limited **	ICRA AA-	120	1,552.15	13.38%	8.85%
INE587O07271	Nitco Capital India Limited **	FITCH D	122	0.00	0.00%	
Subtotal				8,866.03	77.27%	
(b) Privately placed / Unlisted						
Zero Coupon Bonds						
INE321N07053	KKR India Financial Services Private Limited **	CRISIL AA	7	1,281.26	11.05%	12.54%
Subtotal				1,281.26	11.05%	
(c) Securitised Debt						
Subtotal				NIL	NIL	
Total				10,246.29	88.32%	
Money Market Instruments						
Certificate of Deposit						
INE095A16L30	IndusInd Bank Limited **	CRISIL A1+	760	731.37	6.31%	4.29%
INE556F16861	Small Industries Dev Bank of India **	CARE A1+	300	288.77	2.49%	3.97%
Triparty Repo/ Reverse Repo Instrument						
Triparty Repo						
Reverse Repo						
Total				1,062.11	9.16%	
Net Current Assets				291.50	2.52%	
GRAND TOTAL				11,599.90	100.00%	

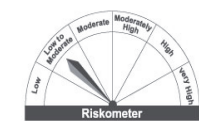
** Non Traded Securities/Illiquid Securities
\$ Less Than 0.01% of NAV
Securities classified as below investment grade or default



Monthly Portfolio Statement as on March 31,2021

ISIN	Name of the Instrument	Industry / Rating	Quantity	Market/Fair Value (Rs. in Lacs)	% to NAV	YIELD
Debt Instruments						
(a) Listed / awaiting listing on Stock Exchange						
Government Securities						
IN3120110041	8.64% State Government Securities	SOVEREIGN	25,00,000	2,532.68	20.08%	3.58%
IN1020110038	8.6% State Government Securities	SOVEREIGN	2,20,000	222.50	1.76%	3.44%
IN3120110025	8.59% State Government Securities	SOVEREIGN	2,15,000	217.04	1.72%	3.37%
Non Convertible Debentures						
INE134E08GA3	9.2% Power Finance Corporation Limited **	CRISIL AAA	131	1,328.32	10.53%	3.64%
INE14807R18	8.4% Indiabulls Housing Finance Limited **	CRISIL AA	120	1,194.36	9.35%	3.50%
INE445L08342	8.12% Nabha Power Limited **	ICRA AAA(CE)	105	1,060.20	8.41%	3.80%
INE556F08JF7	8.5% Small Industries Dev Bank of India **	CARE AAA	54	545.88	4.33%	3.34%
INE020B08BN4	8.15% REC Limited	CRISIL AAA	53	535.16	4.24%	3.35%
INE020B08AR7	7.6% REC Limited **	CRISIL AAA	31	310.55	2.46%	3.34%
INE134E08DN3	9.7% Power Finance Corporation Limited **	CRISIL AAA	2	20.23	0.16%	3.35%
INE134E08DQ6	9.61% Power Finance Corporation Limited **	CRISIL AAA	1	10.15	0.08%	3.35%
Zero Coupon Bonds						
INE75607B1X9	HDB Financial Services Limited **	CRISIL AAA	127	1,626.78	12.90%	3.62%
INE001A07OW2	Housing Development Finance Corporation Limited **	CRISIL AAA	10	1,491.57	11.83%	3.45%
Subtotal				11,085.42	87.89%	
(b) Privately placed / Unlisted						
Subtotal				NIL	NIL	NIL
(c) Securitized Debt						
Subtotal				NIL	NIL	NIL
Total				11,085.42	87.89%	
Money Market Instruments						
Certificate of Deposit						
INE092T16QA3	IDFC First Bank Limited **	ICRA A1+	1,040	1,032.55	8.19%	3.51%
INE028A16CG4	Bank of Baroda **	FITCH A1+	70	69.62	0.55%	3.30%
Triparty Repo/ Reverse Repo Instrument						
Triparty Repo				64.53	0.51%	
Reverse Repo				39.46	0.31%	
Total				1,206.16	9.56%	
Net Current Assets				319.53	2.55%	
GRAND TOTAL				12,611.11	100.00%	

** Non Traded Securities/Illiquid Securities

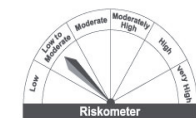


Investors understand that their principal
will be at Low to Moderate risk

Monthly Portfolio Statement as on March 31, 2021

ISIN	Name of the Instrument	Industry / Rating	Quantity	Market/Fair Value (Rs. in Lacs)	% to NAV	YIELD
Debt Instruments						
(a) Listed / awaiting listing on Stock Exchange						
Government Securities						
IN3120110041	8.64% State Government Securities	SOVEREIGN	40,00,000	4,052.28	10.65%	3.58%
IN3320110049	8.69% State Government Securities	SOVEREIGN	6,00,000	607.86	1.60%	3.61%
IN3120110025	8.59% State Government Securities	SOVEREIGN	5,00,000	504.74	1.33%	3.37%
IN1020110046	8.66% State Government Securities	SOVEREIGN	3,60,000	364.66	0.96%	3.65%
IN1020110038	8.6% State Government Securities	SOVEREIGN	3,20,000	323.63	0.85%	3.44%
Non Convertible Debentures						
INE556F08JF7	9.5% Small Industries Dev Bank of India **	CARE AAA	367	3,709.93	9.75%	3.34%
INE134E08GA3	9.2% Power Finance Corporation Limited **	CRISIL AAA	350	3,548.95	9.33%	3.64%
INE020B08AW7	7.73% REC Limited **	CRISIL AAA	250	2,521.30	6.63%	3.35%
INE756I07BY7	8.81% HDB Financial Services Limited **	CRISIL AAA	235	2,378.51	6.25%	4.03%
INE053F09HR2	9.57% Indian Railway Finance Corporation Limited **	CRISIL AAA	164	1,656.99	4.36%	3.34%
INE020B08BN4	8.15% REC Limited	CRISIL AAA	34	343.31	0.90%	3.35%
INE134E08925	8.86% Power Finance Corporation Limited **	CRISIL AAA	13	131.12	0.34%	3.34%
Zero Coupon Bonds						
INE916DA7PR6	Kotak Mahindra Prime Limited **	CRISIL AAA	340	4,355.20	11.45%	4.08%
INE756I07BX9	HDB Financial Services Limited **	CRISIL AAA	123	1,575.54	4.14%	3.62%
INE660A07PN1	Sundaram Finance Limited **	ICRA AAA	70	694.86	1.83%	3.60%
INE001A07QW2	Housing Development Finance Corporation Limited **	CRISIL AAA	4	596.63	1.57%	3.45%
Subtotal				27,365.51	71.94%	
(b) Privately placed / Unlisted				NIL	NIL	NIL
Subtotal				NIL	NIL	NIL
(c) Securitised Debt				NIL	NIL	NIL
Subtotal				NIL	NIL	NIL
Total				27,365.51	71.94%	
Money Market Instruments						
Certificate of Deposit						
INE092T16QA3	IDFC First Bank Limited **	ICRA A1+	3,800	3,772.79	9.92%	3.51%
INE028A16CG4	Bank of Baroda **	FITCH A1+	70	69.62	0.18%	3.30%
Triparty Repo/ Reverse Repo Instrument						
Triparty Repo				13.93	0.04%	
Reverse Repo				8.52	0.02%	
Total				3,864.86	10.16%	
Mutual Fund Units						
INF204K01ZH0	Nippon India Liquid Fund-Direct Growth Plan		1,15,254.895	5,800.31	15.25%	
Total				5,800.31	15.25%	
Net Current Assets				1,013.80	2.65%	
GRAND TOTAL				38,044.48	100.00%	

** Non Traded Securities/Illiquid Securities



Riskometer
Investors understand that their principal
will be at Low to Moderate risk

Monthly Portfolio Statement as on March 31,2021

ISIN	Name of the Instrument	Industry / Rating	Quantity	Market/Fair Value (Rs. in Lacs)	% to NAV	YIELD
Debt Instruments						
(a) Listed / awaiting listing on Stock Exchange						
Government Securities						
IN0020150044	8.13% Government of India	SOVEREIGN	6,45,94,200	74,765.53	42.31%	6.79%
IN0020140078	8.17% Government of India	SOVEREIGN	4,85,75,800	56,315.14	31.87%	6.80%
IN0020160068	7.06% Government of India	SOVEREIGN	3,62,00,000	37,405.28	21.17%	6.78%
Subtotal				1,68,485.95	95.35%	
(b) Privately placed / Unlisted						
Subtotal				NIL	NIL	NIL
(c) Securitized Debt						
Subtotal				NIL	NIL	NIL
Total				1,68,485.95	95.35%	
Money Market Instruments						
Triparty Repo/ Reverse Repo Instrument						
Triparty Repo				3,016.26	1.71%	
Reverse Repo				1,844.54	1.04%	
Total				4,860.80	2.75%	
OTHERS						
Cash Margin - CCIL				5.25	\$0.00%	
Total				5.25	0.00%	
Net Current Assets				3,355.75	1.90%	
GRAND TOTAL				1,76,797.75	100.00%	

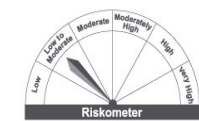
\$ Less Than 0.01% of NAV



Monthly Portfolio Statement as on March 31, 2021

ISIN	Name of the Instrument	Industry / Rating	Quantity	Market/Fair Value (Rs. in Lacs)	% to NAV	YIELD
Debt Instruments						
(a) Listed / awaiting listing on Stock Exchange						
Government Securities						
IN3120110041	8.64% State Government Securities	SOVEREIGN	15,00,000	1,519.61	14.41%	3.58%
IN3320110049	8.69% State Government Securities	SOVEREIGN	2,00,000	202.62	1.92%	3.61%
IN1520110017	8.68% State Government Securities	SOVEREIGN	1,90,000	191.51	1.82%	3.40%
IN1020110038	8.6% State Government Securities	SOVEREIGN	1,10,000	111.25	1.05%	3.44%
Non Convertible Debentures						
INE556F08JF7	8.5% Small Industries Dev Bank of India **	CARE AAA	107	1,081.64	10.25%	3.34%
INE020B08AW7	7.73% REC Limited **	CRISIL AAA	100	1,008.52	9.56%	3.35%
INE134E08GA3	9.2% Power Finance Corporation Limited **	CRISIL AAA	95	963.29	9.13%	3.64%
INE75607BY7	8.81% HDB Financial Services Limited **	CRISIL AAA	82	829.95	7.87%	4.03%
Zero Coupon Bonds						
INE916DA7PR6	Kotak Mahindra Prime Limited **	CRISIL AAA	30	384.28	3.64%	4.08%
Subtotal				6,292.67	59.65%	
(b) Privately placed / Unlisted				NIL	NIL	NIL
Subtotal				NIL	NIL	NIL
(c) Securitised Debt						
Subtotal				NIL	NIL	NIL
Total				6,292.67	59.65%	
Money Market Instruments						
Certificate of Deposit						
INE092T16QA3	IDFC First Bank Limited **	ICRA A1+	1,050	1,042.48	9.88%	3.51%
INE028A16CG4	Bank of Baroda **	FITCH A1+	200	198.90	1.89%	3.30%
Triparty Repo/ Reverse Repo Instrument						
Triparty Repo						
Reverse Repo						
Total				1,262.93	11.98%	
Mutual Fund Units						
INF204K01ZH0	Nippon India Liquid Fund-Direct Growth Plan		53,653.141	2,700.14	25.60%	
Total				2,700.14	25.60%	
Net Current Assets				292.24	2.77%	
GRAND TOTAL				10,547.98	100.00%	

** Non Traded Securities/Illiquid Securities

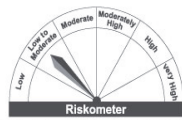


Riskometer
Investors understand that their principal
will be at Low to Moderate risk

Monthly Portfolio Statement as on March 31, 2021

ISIN	Name of the Instrument	Industry / Rating	Quantity	Market/Fair Value (Rs. in Lacs)	% to NAV	YIELD
Debt Instruments						
(a) Listed / awaiting listing on Stock Exchange						
Government Securities						
IN3120110041	8.64% State Government Securities	SOVEREIGN	20,00,000	2,026.14	13.40%	3.58%
IN3320110049	8.69% State Government Securities	SOVEREIGN	3,00,000	303.93	2.01%	3.61%
IN1520110017	8.68% State Government Securities	SOVEREIGN	1,10,000	110.87	0.73%	3.40%
IN1020110038	8.6% State Government Securities	SOVEREIGN	70,000	70.79	0.47%	3.44%
Non Convertible Debentures						
INE566F08JF7	8.5% Small Industries Dev Bank of India **	CARE AAA	147	1,485.99	9.82%	3.34%
INE756W07BY7	8.81% HDB Financial Services Limited **	CRISIL AAA	133	1,346.13	8.90%	4.03%
INE134E08GA3	9.2% Power Finance Corporation Limited **	CRISIL AAA	130	1,318.18	8.72%	3.64%
INE053F09HR2	9.57% Indian Railway Finance Corporation Limited **	CRISIL AAA	86	868.91	5.74%	3.34%
INE020B08BN4	8.15% REC Limited	CRISIL AAA	22	222.14	1.47%	3.35%
Zero Coupon Bonds						
INE660A07PN1	Sundaram Finance Limited **	ICRA AAA	153	1,518.77	10.04%	3.60%
INE916DA7PR6	Kotak Mahindra Prime Limited **	CRISIL AAA	45	576.42	3.81%	4.08%
Subtotal				9,848.27	65.11%	
(b) Privately placed / Unlisted						
Subtotal				NIL	NIL	NIL
(c) Securitised Debt						
Subtotal				NIL	NIL	NIL
Total				9,848.27	65.11%	
Money Market Instruments						
Certificate of Deposit						
INE092T16QA3	IDFC First Bank Limited **	ICRA A1+	1,500	1,489.26	9.85%	3.51%
INE028A16CG4	Bank of Baroda **	FITCH A1+	200	198.90	1.32%	3.30%
Triparty Repo/ Reverse Repo Instrument						
Triparty Repo			7.68	0.05%		
Reverse Repo			4.70	0.03%		
Total				1,700.54	11.25%	
Mutual Fund Units						
INF204K01ZH0	Nippon India Liquid Fund-Direct Growth Plan		63,588.908	3,200.17	21.16%	
Total				3,200.17	21.16%	
Net Current Assets				376.17	2.48%	
GRAND TOTAL				15,125.15	100.00%	

** Non Traded Securities/Illiquid Securities



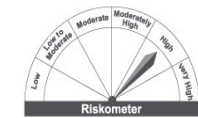
Investors understand that their principal
will be at Low to Moderate risk

Monthly Portfolio Statement as on March 31,2021

ISIN	Name of the Instrument	Industry / Rating	Quantity	Market/Fair Value (Rs. in Lacs)	% to NAV	YIELD
Debt Instruments						
(a) Listed / awaiting listing on Stock Exchange						
Non Convertible Debentures						
INE540P07293	10.15% U.P. Power Corporation Limited **	CRISIL A+(CE)	166	1,674.46	11.03%	8.28%
INE148I07G5	8.9% Indiabulls Housing Finance Limited	CARE AA	1,40,000	1,364.41	8.99%	13.86%
INE607M08048	8.45% Tata Power Renewable Energy Limited **	CARE AA(CE)	130	1,342.07	8.84%	5.44%
INE191H07201	10.75% PVR Limited **	CRISIL AA	120	1,210.74	7.98%	9.91%
INE205A07147	8.5% Vedanta Limited **	CRISIL AA-	119	1,191.23	7.85%	7.48%
INE296N08022	9% Walvivan Renewable Energy Limited **	CARE AA(CE)	66	674.23	4.44%	5.24%
INE582L07203	9% Tata Housing Development Company Limited **	CARE AA	64	650.77	4.29%	7.16%
INE696E08284	8.04% Vodafone Idea Limited **#	CARE B+	123	301.94	1.99%	
INE020B08922	8.27% REC Limited **	CARE AAA	23	238.77	1.57%	4.05%
INE945S07074	8.5% Kudgi Transmission Ltd **	CRISIL AAA	23	233.19	1.54%	7.08%
INE201P07169	9.68% G R Infra Projects Limited **	CRISIL AA	21	215.07	1.42%	7.34%
INE148I07JN3	9.08% Indiabulls Housing Finance Limited **	CRISIL AA	20	190.22	1.25%	16.51%
INE265J07274	JM Financial Asset Reconstruction Company Limited **	ICRA AA-	140	1,810.84	11.93%	8.85%
INE587O07271	Altico Capital India Limited **#	FITCH D	155	0.00	0.00%	
Subtotal				11,097.94	73.12%	
(b) Privately placed / Unlisted						
Non Convertible Debentures						
INE018E08060	9.65% SBI Cards and Payment Services Limited **	CRISIL AAA	165	1,726.61	11.38%	5.07%
Subtotal				1,726.61	11.38%	
(c) Securitised Debt						
Subtotal				NIL	NIL	
Total				12,824.55	84.50%	
Money Market Instruments						
Certificate of Deposit						
INE261F16595	National Bank For Agriculture and Rural Development **	ICRA A1+	1,240	1,197.63	7.89%	4.00%
INE556F16861	Small Industries Dev Bank of India **	CARE A1+	600	577.54	3.81%	3.97%
INE095A16L30	IndusInd Bank Limited **	CRISIL A1+	90	86.61	0.57%	4.29%
Triparty Repo/ Reverse Repo Instrument						
Triparty Repo						
Reverse Repo						
Total				1,978.34	13.04%	
Net Current Assets				372.96	2.46%	
GRAND TOTAL				15,175.85	100.00%	

** Non Traded Securities/illiquid Securities
\$ Less Than 0.01% of NAV

Securities classified as below investment grade or default

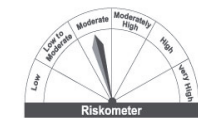


Investors understand that their principal
will be at High risk

Monthly Portfolio Statement as on March 31, 2021

ISIN	Name of the Instrument	Industry / Rating	Quantity	Market/Fair Value (Rs. in Lacs)	% to NAV	YIELD
	Debt Instruments					
	(a) Listed / awaiting listing on Stock Exchange					
	Government Securities					
IN1020110038	8.6% State Government Securities	SOVEREIGN	2,50,000	252.84	2.99%	3.44%
	Non Convertible Debentures					
INE110L07070	8.32% Reliance Industries Limited **	CRISIL AAA	88	890.41	10.52%	3.65%
INE445L08342	8.12% Nabha Power Limited **	ICRA AAA(CE)	60	605.83	7.16%	3.80%
INE572E09361	8.47% PNB Housing Finance Limited **	CARE AA	58	581.57	6.87%	7.36%
INE75607B1Y7	8.81% HDF Financial Services Limited **	CRISIL AAA	50	506.07	5.95%	4.03%
INE556F08JF7	8.5% Small Industries Dev Bank of India **	CARE AAA	42	424.57	5.02%	3.34%
INE020B08BN4	8.15% REC Limited	CRISIL AAA	26	262.53	3.10%	3.35%
	Zero Coupon Bonds					
INE916DA7PR6	Kotak Mahindra Prime Limited **	CRISIL AAA	75	960.71	11.35%	4.08%
	Subtotal			4,484.53	52.99%	
	(b) Privately placed / Unlisted			NIL	NIL	NIL
	(c) Securitised Debt			NIL	NIL	NIL
	Subtotal			NIL	NIL	
	Total			4,484.53	52.99%	
	Money Market Instruments					
	Certificate of Deposit					
INE002T16QA3	IDFC First Bank Limited **	ICRA A1+	800	794.27	9.38%	3.51%
INE028A16CG4	Bank of Baroda **	FITCH A1+	220	218.79	2.58%	3.30%
	Triparty Repo Reverse Repo Instrument					
	Triparty Repo			18.50	0.22%	
	Reverse Repo			11.31	0.13%	
	Total			1,042.87	12.31%	
	Mutual Fund Units					
INF204K01ZH0	Nippon India Liquid Fund-Direct Growth Plan		55,640.234	2,800.15	33.08%	
	Total			2,800.15	33.08%	
	Net Current Assets			136.71	1.62%	
	GRAND TOTAL			8,464.26	100.00%	

** Non Traded Securities/Illiquid Securities

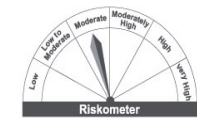


Investors understand that their principal will be at Moderate risk

Monthly Portfolio Statement as on March 31, 2021

ISIN	Name of the Instrument	Industry / Rating	Quantity	Market/Fair Value (Rs. in Lacs)	% to NAV	YIELD
Debt Instruments						
(a) Listed / awaiting listing on Stock Exchange						
Government Securities						
IN2820110046	8.54% State Government Securities	SOVEREIGN	10,00,000	1,011.24	15.83%	3.43%
IN3120110041	8.64% State Government Securities	SOVEREIGN	2,00,000	202.61	3.17%	3.58%
IN1020110046	8.66% State Government Securities	SOVEREIGN	20,000	20.26	0.32%	3.65%
Non Convertible Debentures						
INE261F08AL1	8.39% National Bank For Agriculture and Rural Development **	CRISIL AAA	62	628.45	9.84%	3.57%
INE110L07070	8.32% Reliance Industries Limited **	CRISIL AAA	62	627.33	9.82%	3.65%
INE148007V8	8.4% Indiabulls Housing Finance Limited **	CRISIL AA	58	572.44	8.96%	13.50%
INE027E07891	8.92% L&T Finance Limited **	CARE AAA	50	508.45	7.96%	4.33%
INE941D07125	10.4% Sikka Ports and Terminals Limited **	CRISIL AAA	45	458.23	7.17%	3.86%
INE445L08342	8.12% Nabha Power Limited **	ICRA AAA(CE)	45	454.37	7.11%	3.80%
INE572E09361	8.47% PNB Housing Finance Limited **	CARE AA	42	421.14	6.59%	7.36%
INE020B08591	9.48% REC Limited **	CRISIL AAA	29	296.72	4.63%	3.69%
INE020B089M4	8.16% REC Limited	CRISIL AAA	9	90.88	1.42%	3.35%
INE134E08DR4	9.36% Power Finance Corporation Limited **	CRISIL AAA	7	71.26	1.12%	3.68%
INE556F08JF7	8.5% Small Industries Dev Bank of India **	CARE AAA	6	60.65	0.95%	3.34%
INE556F08JH3	8.4% Small Industries Dev Bank of India	CARE AAA	3	30.50	0.48%	3.50%
INE110L07120	8.7% Reliance Industries Limited **	CRISIL AAA	1	10.14	0.16%	3.65%
Zero Coupon Bonds						
INE916DA7PR6	Kotak Mandira Prime Limited **	CRISIL AAA	10	128.09	2.00%	4.08%
Subtotal				5,591.76	87.53%	
(b) Privately placed / Unlisted						
Subtotal				NIL	NIL	NIL
(c) Securitized Debt						
Subtotal				NIL	NIL	
Total				5,591.76	87.53%	
Money Market Instruments						
Certificate of Deposit						
INE092T16QA3	IDFC First Bank Limited **	ICRA A1+	300	297.85	4.66%	3.51%
INE028A16CG4	Bank of Baroda **	FITCH A1+	100	99.45	1.56%	3.30%
Triparty Repo/ Reverse Repo Instrument						
Triparty Repo				40.93	0.64%	
Reverse Repo				25.03	0.39%	
Total				463.26	7.25%	
Net Current Assets				334.77	5.22%	
GRAND TOTAL				6,389.79	100.00%	

** Non Traded Securities/Illiquid Securities

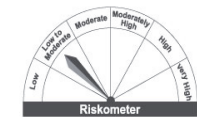


Investors understand that their principal
will be at Moderate risk

Monthly Portfolio Statement as on March 31,2021

ISIN	Name of the Instrument	Industry / Rating	Quantity	Market/Fair Value (Rs. in Lacs)	% to NAV	YIELD
Debt Instruments						
(a) Listed / awaiting listing on Stock Exchange						
Government Securities						
IN3120110058	8.6% State Government Securities	SOVEREIGN	90,00,000	9,134.18	4.63%	3.58%
IN3620110020	8.65% State Government Securities	SOVEREIGN	50,00,000	5,065.15	2.57%	3.60%
IN3420110048	8.6% State Government Securities	SOVEREIGN	45,67,500	4,810.46	2.34%	3.42%
IN3720110011	8.52% State Government Securities	SOVEREIGN	44,54,500	4,532.16	2.30%	3.54%
IN2820110061	8.51% State Government Securities	SOVEREIGN	40,51,700	4,122.46	2.09%	3.53%
IN1020110038	8.6% State Government Securities	SOVEREIGN	25,00,000	2,528.37	1.28%	3.44%
IN3420110014	8.36% State Government Securities	SOVEREIGN	20,00,000	2,001.90	1.02%	3.38%
IN1020110053	8.56% State Government Securities	SOVEREIGN	15,00,000	1,526.49	0.77%	3.52%
IN3320110049	8.69% State Government Securities	SOVEREIGN	10,20,000	1,033.37	0.52%	3.61%
IN3120110041	8.64% State Government Securities	SOVEREIGN	8,00,000	810.46	0.41%	3.58%
IN1020110046	8.66% State Government Securities	SOVEREIGN	6,62,000	670.56	0.34%	3.65%
IN2220110018	8.6% State Government Securities	SOVEREIGN	5,00,000	507.45	0.26%	3.58%
Non Convertible Debentures						
INE134E08H4	7.5% Power Finance Corporation Limited **	CRISIL AAA	2,060	20,878.66	10.59%	3.68%
INE110L07120	8.7% Reliance Industries Limited **	CRISIL AAA	1,852	18,776.87	9.52%	3.65%
INE027E07709	8.95% L&T Finance Limited **	CARE AAA	1,773	18,080.70	9.17%	4.33%
INE941D07125	10.4% Sikka Ports and Terminals Limited **	CRISIL AAA	1,577	16,058.43	8.14%	3.86%
INE445L09342	8.12% Nabha Power Limited **	ICRA AAA(CE)	1,290	13,025.27	6.60%	3.80%
INE14807H0	8.4% Indiabulls Housing Finance Limited **	CRISIL AA	1,232	12,159.47	6.17%	13.50%
INE261F08A1	8.30% National Bank For Agriculture and Rural Development **	CRISIL AAA	424	4,297.76	2.18%	3.57%
INE445L08334	8.12% Nabha Power Limited **	ICRA AAA(CE)	358	3,591.50	1.82%	3.76%
INE110L07070	8.32% Reliance Industries Limited **	CRISIL AAA	180	1,821.29	0.92%	3.65%
INE020B08BN4	8.15% REC Limited	CRISIL AAA	177	1,787.22	0.91%	3.35%
INE556F08JF7	8.5% Small Industries Dev Bank of India **	CARE AAA	127	1,263.82	0.65%	3.34%
INE556F08JH3	8.4% Small Industries Dev Bank of India	CARE AAA	120	1,220.04	0.62%	3.50%
INE134E08GA3	9.2% Power Finance Corporation Limited **	CRISIL AAA	4	40.56	0.02%	3.64%
INE020B08591	9.48% REC Limited **	CRISIL AAA	1	10.20	0.01%	3.69%
Zero Coupon Bonds						
INE860H07GG5	Aditya Birla Finance Limited **	ICRA AAA	1,450	18,379.16	9.32%	4.45%
Subtotal				1,67,953.96	85.17%	
(b) Privately placed / Unlisted Non Convertible Debentures						
INE018E08102	8.1% SBI Cards and Payment Services Limited **	CRISIL AAA	1,100	11,044.47	5.60%	4.01%
Subtotal				11,044.47	5.60%	
(c) Securitised Debt						
Subtotal				NIL	NIL	
Total				1,78,998.43	90.77%	
Money Market Instruments						
Certificate of Deposit						
INE092T16QA3	IDFC First Bank Limited **	ICRA A1+	3,500	3,474.94	1.76%	3.51%
INE028A16CG4	Bank of Baroda **	FITCH A1+	2,580	2,565.85	1.30%	3.30%
Triparty Repo/ Reverse Repo Instrument						
Triparty Repo				846.53	0.43%	
Reverse Repo				517.68	0.26%	
Total				7,409.00	3.75%	
Net Current Assets				10,823.31	5.48%	
GRAND TOTAL				1,97,226.74	100.00%	

** Non Traded Securities/Illiquid Securities

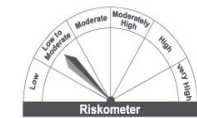


Investors understand that their principal will be at Low to Moderate risk

Monthly Portfolio Statement as on March 31, 2021

ISIN	Name of the Instrument	Industry / Rating	Quantity	Market/Fair Value (Rs. in Lacs)	% to NAV	YIELD
Debt Instruments						
(a) Listed / awaiting listing on Stock Exchange						
Government Securities						
IN2820110046	8.54% State Government Securities	SOVEREIGN	19,35,900	1,957.66	11.32%	3.43%
IN2820160173	7.52% State Government Securities	SOVEREIGN	5,00,000	506.95	2.93%	3.52%
IN2720160034	7.5% State Government Securities	SOVEREIGN	5,00,000	506.91	2.93%	3.52%
IN1520110017	8.68% State Government Securities	SOVEREIGN	2,00,000	201.59	1.17%	3.40%
IN1020110046	8.68% State Government Securities	SOVEREIGN	30,000	30.39	0.18%	3.65%
Non Convertible Debentures						
INE134E08H4	7.5% Power Finance Corporation Limited **	CRISIL AAA	170	1,723.00	9.96%	3.68%
INE027E07709	8.95% L&T Finance Limited **	CARE AAA	155	1,580.66	9.14%	4.33%
INE110L07070	8.32% Reliance Industries Limited **	CRISIL AAA	150	1,517.74	8.78%	3.65%
INE148I07V8	8.4% Indiabulls Housing Finance Limited **	CRISIL AA	150	1,480.46	8.56%	13.50%
INE941D07125	10.4% Sikka Ports and Terminals Limited **	CRISIL AAA	133	1,354.33	7.83%	3.86%
INE445L08334	8.12% Nabha Power Limited **	ICRA AAA(CE)	130	1,304.17	7.54%	3.79%
INE261F08AL1	8.30% National Bank For Agriculture and Rural Development **	CRISIL AAA	94	952.80	5.51%	3.57%
INE110L07120	8.7% Reliance Industries Limited **	CRISIL AAA	36	364.99	2.11%	3.65%
INE556F08JH3	8.4% Small Industries Dev Bank of India	CARE AAA	20	203.34	1.18%	3.50%
INE020B08591	9.48% REC Limited **	CRISIL AAA	6	61.18	0.35%	3.69%
INE134E08DQ6	9.61% Power Finance Corporation Limited **	CRISIL AAA	5	50.73	0.29%	3.35%
Zero Coupon Bonds						
INE860H07FW4	Aditya Birla Finance Limited **	FITCH AAA	140	1,775.58	10.27%	4.44%
Subtotal				15,572.48	90.05%	
(b) Privately placed / Unlisted						
Subtotal				NIL	NIL	NIL
(c) Securitized Debt						
Subtotal				NIL	NIL	
Total				15,572.48	90.05%	
Money Market Instruments						
Certificate of Deposit						
INE028A16CG4	Bank of Baroda **	FITCH A1+	560	556.93	3.22%	3.30%
INE092T16QA3	IDFC First Bank Limited **	ICRA A1+	130	129.07	0.75%	3.51%
Triparty Repo/ Reverse Repo Instrument						
Triparty Repo				71.31	0.41%	
Reverse Repo				43.61	0.25%	
Total				800.92	4.63%	
Net Current Assets				922.16	5.32%	
GRAND TOTAL				17,295.56	100.00%	

** Non Traded Securities/Illiquid Securities



Investors understand that their principal will be at Low to Moderate risk

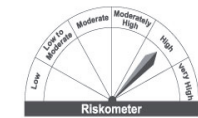
Monthly Portfolio Statement as on March 31,2021

ISIN	Name of the Instrument	Industry / Rating	Quantity	Market/Fair Value (Rs. in Lacs)	% to NAV	YIELD
Debt Instruments						
(a) Listed / awaiting listing on Stock Exchange						
Non Convertible Debentures						
INE081A08181	2% Tata Steel Limited **	CARE AA	41	729.92	9.37%	4.82%
INE540P07293	10.15% U.P. Power Corporation Limited **	CRISIL A+(CE)	72	726.27	9.33%	8.28%
INE14807GFS	8.9% Indiabulls Housing Finance Limited	CARE AA	73,000	711.44	9.14%	13.86%
INE607M08048	8.45% Tata Power Renewable Energy Limited **	CARE AA(CE)	68	702.01	9.02%	5.44%
INE414G07CM0	8.75% Muthoot Finance Limited **	CRISIL AA+	65,000	656.00	8.42%	4.45%
INE191H07201	10.75% PVR Limited **	CRISIL AA	65	655.82	8.42%	9.91%
INE201P07169	9.68% G R Infra Projects Limited **	CRISIL AA	53	542.80	6.97%	7.34%
INE205A07162	8.9% Vedanta Limited **	CRISIL AA-	33	331.07	4.25%	8.18%
INE696E08284	8.04% Vodafone Idea Limited **#	CARE B+	78	191.47	2.46%	
INE556F08J1	8.81% Small Industries Dev Bank of India **	CARE AAA	15	155.68	2.00%	3.98%
INE201P07151	9.69% G R Infra Projects Limited **	CRISIL AA	12	121.42	1.56%	6.69%
INE296N08022	8% Waluhan Renewable Energy Limited **	CARE AA(CE)	7	71.51	0.92%	5.24%
INE721A07NV9	9.1% Shriram Transport Finance Company Limited **	CRISIL AA+	3,000	30.17	0.39%	6.62%
Zero Coupon Bonds						
INE265J07274	JM Financial Asset Reconstruction Company Limited **	ICRA AA-	70	905.42	11.63%	8.85%
INE587O07271	Altico Capital India Limited **#	FITCH D	13	0.00	\$0.00%	
Subtotal				6,531.00	83.88%	
(b) Privately placed / Unlisted						
Non Convertible Debentures						
INE018E08060	9.65% SBI Cards and Payment Services Limited **	CRISIL AAA	35	366.25	4.70%	5.07%
Subtotal				366.25	4.70%	
(c) Securitised Debt						
Subtotal				NIL	NIL	
Total				6,897.25	88.58%	
Money Market Instruments						
Certificate of Deposit						
INE095A16L30	IndusInd Bank Limited **	CRISIL A1+	640	615.89	7.91%	4.29%
Triparty Repo/ Reverse Repo Instrument						
Triparty Repo				51.78	0.66%	
Reverse Repo				31.66	0.41%	
Total				699.33	8.99%	
Net Current Assets				190.46	2.44%	
GRAND TOTAL				7,787.04	100.00%	

** Non Traded Securities/Illiquid Securities

Less Than 0.01% of NAV

Securities classified as below investment grade or default

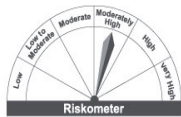


Investors understand that their principal will be at High risk

Monthly Portfolio Statement as on March 31,2021

ISIN	Name of the Instrument	Industry / Rating	Quantity	Market/Fair Value (Rs. in Lacs)	% to NAV	YIELD
Debt Instruments						
(a) Listed / awaiting listing on Stock Exchange						
Non Convertible Debentures						
INE020B08CA9	7.55% REC Limited **	CRISIL AAA	200	2,035.62	10.25%	3.69%
INE148I07GF5	8.9% Indiabulls Housing Finance Limited	CARE AA	1,89,000	1,841.95	9.28%	13.86%
INE201P07151	9.69% G R Infra Projects Limited **	CRISIL AA	166	1,679.70	8.46%	6.69%
INE205A07147	8.5% Vedanta Limited **	CRISIL AA-	167	1,671.72	8.42%	7.48%
INE694L07123	9.23% Talwandi Sabo Power Limited **	CRISIL AA-(CE)	162	1,620.78	8.17%	8.55%
INE126A07251	9.25% EID Parry India Limited **	CRISIL AA-	132	1,321.53	6.66%	8.34%
INE540P07202	9.75% U.P. Power Corporation Limited **	CRISIL A+(CE)	174	1,312.12	6.61%	8.12%
INE514E08AG6	9.38% Export Import Bank of India **	CRISIL AAA	105	1,079.05	5.44%	3.54%
INE721A07NV9	9.1% Shriram Transport Finance Company Limited **	CRISIL AA+	80,000	804.48	4.05%	6.62%
INE110L07120	8.7% Reliance Industries Limited **	CRISIL AAA	40	405.55	2.04%	3.65%
INE414G07CM0	8.75% Muthoot Finance Limited **	CRISIL AA+	38,000	383.51	1.93%	4.45%
INE01H07031	11.5% Vivvit Capital Private Limited **	ICRA A-	150	376.44	1.90%	10.40%
INE134E08H44	7.4% Power Finance Corporation Limited **	CRISIL AAA	30	305.27	1.54%	3.69%
INE945S07066	8.5% Kudgi Transmission Ltd **	CRISIL AAA	20	200.29	1.01%	5.85%
INE205A07154	9.18% Vedanta Limited **	CRISIL AA-	12	120.24	0.61%	7.85%
INE941D07125	10.4% Sikka Ports and Terminals Limited **	CRISIL AAA	6	61.10	0.31%	3.86%
Zero Coupon Bonds						
INE265J07274	10% Financial Asset Reconstruction Company Limited **	ICRA AA-	160	2,069.53	10.43%	8.85%
Subtotal				17,288.68	87.11%	
(b) Privately placed / Unlisted				NIL	NIL	NIL
Subtotal				NIL	NIL	NIL
(c) Securitised Debt						
Subtotal				NIL	NIL	NIL
Total				17,288.68	87.11%	
Money Market Instruments						
Certificate of Deposit						
INE095A16L06	IndusInd Bank Limited **	CRISIL A1+	1,830	1,799.01	9.06%	3.77%
Triparty Repo/ Reverse Repo Instrument						
Triparty Repo				5.99	0.03%	
Reverse Repo				3.65	0.02%	
Total				1,808.66	9.11%	
Net Current Assets				752.74	3.78%	
GRAND TOTAL				19,850.08	100.00%	

** Non Traded Securities/Illiquid Securities

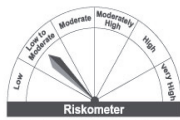


Riskometer
Investors understand that their principal
will be at Moderately High risk

Monthly Portfolio Statement as on March 31, 2021

ISIN	Name of the Instrument	Industry / Rating	Quantity	Market/Fair Value (Rs. in Lacs)	% to NAV	YIELD
Debt Instruments						
(a) Listed / awaiting listing on Stock Exchange						
Government Securities						
IN1020110079	8.9% State Government Securities	SOVEREIGN	19,00,000	1,949.55	18.98%	3.70%
IN1020110046	8.66% State Government Securities	SOVEREIGN	3,90,000	395.05	3.85%	3.65%
Non Convertible Debentures						
INE134E08LJ0	7.47% Power Finance Corporation Limited **	CRISIL AAA	108	1,097.83	10.69%	3.67%
INE514E08AG6	9.38% Export Import Bank of India **	CRISIL AAA	103	1,058.50	10.30%	3.54%
INE756070C1	9.82% HDG Financial Services Limited **	CRISIL AAA	98	999.42	9.73%	4.05%
INE556F08JH3	8.4% Small Industries Dev Bank of India	CARE AAA	97	986.20	9.60%	3.50%
INE261F08AL1	8.39% National Bank For Agriculture and Rural Development **	CRISIL AAA	95	962.94	9.37%	3.57%
INE752E07MZ9	8.4% Power Grid Corporation of India Limited **	CRISIL AAA	92	939.54	9.15%	3.50%
INE020B08BN4	8.15% REC Limited	CRISIL AAA	8	80.78	0.79%	3.35%
Zero Coupon Bonds						
INE660A07PU6	Sundaram Finance Limited **	CRISIL AAA	90	1,137.86	11.08%	4.08%
INE860H07GD2	Kidya Bitta Finance Limited **	ICRA AAA	20	265.26	2.48%	4.77%
Subtotal				9,862.93	96.02%	
(b) Privately placed / Unlisted						
Subtotal				NIL	NIL	NIL
(c) Securitised Debt						
Subtotal				NIL	NIL	
Total				9,862.93	96.02%	
Money Market Instruments						
Triparty Repo Reverse Repo Instrument						
Triparty Repo				18.03	0.18%	
Reverse Repo				11.02	0.11%	
Total				29.05	0.29%	
Net Current Assets				381.55	3.69%	
GRAND TOTAL				10,273.53	100.00%	

** Non Traded Securities/Illiquid Securities

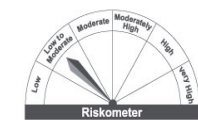


Riskometer
Investors understand that their principal
will be at Low to Moderate risk

Monthly Portfolio Statement as on March 31, 2021

ISIN	Name of the Instrument	Industry / Rating	Quantity	Market/Fair Value (Rs. in Lacs)	% to NAV	YIELD
	Debt Instruments					
	(a) Listed / awaiting listing on Stock Exchange					
	Government Securities					
IN1020110079	8.9% State Government Securities	SOVEREIGN	6,00,000	615.65	11.80%	3.70%
IN1320110019	8.89% State Government Securities	SOVEREIGN	5,00,000	513.03	9.84%	3.70%
	Non Convertible Debentures					
INE110L07120	8.7% Reliance Industries Limited **	CRISIL AAA	57	577.91	11.08%	3.65%
INE14807GE8	8.75% Indiabulls Housing Finance Limited **	CARE AA	55,000	535.68	10.27%	13.86%
INE027E07709	8.95% L&T Finance Limited **	CARE AAA	49	499.66	9.55%	4.33%
INE941D07125	10.4% Sikka Ports and Terminals Limited **	CRISIL AAA	46	468.41	8.98%	3.86%
INE75607CC1	8.82% HDB Financial Services Limited **	CRISIL AAA	30	305.94	5.87%	4.05%
INE261F08AL1	8.39% National Bank For Agriculture and Rural Development **	CRISIL AAA	24	243.27	4.66%	3.57%
INE134E08IM4	7.4% Power Finance Corporation Limited **	CRISIL AAA	20	203.51	3.90%	3.68%
INE134E08LJ0	7.47% Power Finance Corporation Limited **	CRISIL AAA	14	142.31	2.73%	3.67%
INE020B08BN4	8.15% REC Limited	CRISIL AAA	4	40.39	0.77%	3.35%
	Zero Coupon Bonds					
INE860H07GD2	Aditya Birla Finance Limited **	ICRA AAA	47	599.86	11.50%	4.77%
	Subtotal			4,745.65	90.98%	
	(b) Privately placed / Unlisted			NIL	NIL	NIL
	Subtotal			NIL	NIL	NIL
	(c) Securitised Debt					
	Subtotal			NIL	NIL	
	Total			4,745.65	90.98%	
	Money Market Instruments					
	Certificate of Deposit					
INE095A16L06	IndusInd Bank Limited **	CRISIL A1+	150	147.46	2.83%	3.77%
	Triparty Repo/ Reverse Repo Instrument					
	Triparty Repo			7.33	0.14%	
	Reverse Repo			4.48	0.09%	
	Total			159.27	3.06%	
	Net Current Assets			311.21	5.96%	
	GRAND TOTAL			5,216.13	100.00%	

** Non Traded Securities/Illiquid Securities

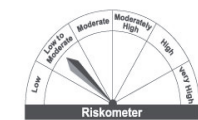


Investors understand that their principal
will be at Low to Moderate risk

Monthly Portfolio Statement as on March 31, 2021

ISIN	Name of the Instrument	Industry / Rating	Quantity	Market/Fair Value (Rs. in Lacs)	% to NAV	YIELD
Debt Instruments						
(a) Listed / awaiting listing on Stock Exchange						
Government Securities						
IN1520110074	8.65% State Government Securities	SOVEREIGN	4,13,700	423.47	17.14%	3.54%
Non Convertible Debentures						
INE514E08AG6	9.38% Export Import Bank of India **	CRISIL AAA	24	246.64	9.98%	3.54%
INE110L07120	8.7% Reliance Industries Limited **	CRISIL AAA	24	243.33	9.85%	3.65%
INE148I07GE8	8.75% Indiabulls Housing Finance Limited **	CARE AA	24,000	233.75	9.46%	13.86%
INE756I07CC1	8.82% HDF Financial Services Limited **	CRISIL AAA	22	224.36	9.05%	4.05%
INE027E07709	8.95% L&T Finance Limited **	CARE AAA	20	203.96	8.25%	4.33%
INE941D07125	10.4% Sikka Ports and Terminals Limited **	CRISIL AAA	19	193.48	7.83%	3.86%
INE752E07M29	8.4% Power Grid Corporation of India Limited **	CRISIL AAA	10	102.12	4.13%	3.50%
INE134E08J0	7.47% Power Finance Corporation Limited **	CRISIL AAA	8	81.32	3.29%	3.67%
INE261F08AL1	8.39% National Bank For Agriculture and Rural Development **	CRISIL AAA	6	60.82	2.46%	3.57%
INE020B08BN4	8.15% REC Limited	CRISIL AAA	2	20.19	0.82%	3.35%
Zero Coupon Bonds						
INE860H07GD2	Aditya Birla Finance Limited **	ICRA AAA	15	191.45	7.75%	4.77%
Subtotal				2,224.89	90.04%	NIL
(b) Privately placed / Unlisted				NIL	NIL	NIL
Subtotal				NIL	NIL	NIL
(c) Securitised Debt						
Subtotal				NIL	NIL	NIL
Total				2,224.89	90.04%	NIL
Money Market Instruments						
Certificate of Deposit						
INE095A16L06	IndusInd Bank Limited **	CRISIL A1+	100	98.31	3.98%	3.77%
Triparty Repo/ Reverse Repo Instrument						
Triparty Repo				14.79	0.60%	
Reverse Repo				9.05	0.37%	
Total				122.15	4.95%	
Net Current Assets				123.82	5.01%	
GRAND TOTAL				2,470.86	100.00%	

** Non Traded Securities/Illiquid Securities

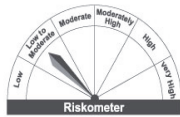


Investors understand that their principal
will be at Low to Moderate risk

Monthly Portfolio Statement as on March 31,2021

ISIN	Name of the Instrument	Industry / Rating	Quantity	Market/Fair Value (Rs. in Lacs)	% to NAV	YIELD
	Debt Instruments					
	(a) Listed / awaiting listing on Stock Exchange					
	Government Securities					
IN2920150314	8.39% State Government Securities	SOVEREIGN	33,00,000	3,422.02	20.50%	4.39%
IN1620110073	8.88% State Government Securities	SOVEREIGN	2,20,000	229.21	1.37%	4.05%
IN1820150077	8.53% State Government Securities	SOVEREIGN	1,90,000	197.72	1.18%	4.32%
IN1620150145	8.21% State Government Securities	SOVEREIGN	1,20,000	124.43	0.75%	4.39%
	Non Convertible Debentures					
INE019A08AR3	7.87% Larsen & Toubro Limited **	CRISIL AAA	130	1,346.70	8.07%	4.28%
INE02A08576	8.3% Reliance Industries Limited	CRISIL AAA	115	1,192.69	7.14%	4.15%
INE031A08657	8.23% Housing & Urban Development Corporation Limited **	ICRA AAA	110	1,141.83	6.84%	4.41%
INE020B08922	8.27% REC Limited **	CARE AAA	100	1,038.11	6.22%	4.05%
INE027E07659	8.65% L&T Finance Limited **	CARE AAA	83	867.33	5.19%	5.15%
INE020B088F0	8.45% REC Limited **	CRISIL AAA	55	573.06	3.43%	4.05%
INE799E07897	8.48% L&T Finance Limited **	CARE AAA	54	568.22	3.40%	4.84%
INE134E08JW1	8.18% Power Finance Corporation Limited	CRISIL AAA	61	629.50	3.17%	4.05%
INE556F08JK7	7.95% Small Industries Dev Bank of India **	ICRA AAA	44	456.85	2.74%	4.20%
INE031A08640	8.4% Housing & Urban Development Corporation Limited **	ICRA AAA	34	353.36	2.12%	4.41%
INE261F08BIS	7.9% National Bank For Agriculture and Rural Development **	CRISIL AAA	20	207.19	1.24%	4.31%
INE115A07NS0	8.69% LIC Housing Finance Limited **	CRISIL AAA	8	83.34	0.50%	4.53%
INE906B07FE6	7.17% National Highways Auth Of Ind **	CRISIL AAA	2	20.45	0.12%	3.90%
	Zero Coupon Bonds					
INE860H07GE0	Aditya Birla Finance Limited **	ICRA AAA	90	1,166.99	6.99%	5.39%
INE115A07NM3	LIC Housing Finance Limited **	CRISIL AAA	65	830.88	4.98%	4.23%
INE756I07CIB	HDB Financial Services Limited **	CRISIL AAA	20	255.99	1.53%	4.80%
	Subtotal			14,605.87	87.48%	
	(b) Privately placed / Unlisted					
	Non Convertible Debentures					
INE895D08790	8.25% Tata Sons Private Ltd **	CRISIL AAA	100	1,030.78	6.17%	4.94%
	Subtotal			1,030.78	6.17%	
	(c) Securitized Debt					
	Subtotal			NIL	NIL	
	Total			15,636.65	93.65%	
	Money Market Instruments					
	Certificate of Deposit					
INE556F16861	Small Industries Dev Bank of India **	CARE A1+	300	288.77	1.73%	3.97%
INE261F16595	National Bank For Agriculture and Rural Development **	ICRA A1+	110	106.24	0.64%	4.00%
	Triparty Repo/ Reverse Repo Instrument					
	Triparty Repo			24.30	0.15%	
	Reverse Repo			14.96	0.09%	
	Total			434.17	2.61%	
	Net Current Assets			625.80	3.74%	
	GRAND TOTAL			16,696.62	100.00%	

** Non Traded Securities/illiquid Securities

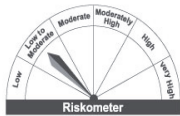


Riskometer
Investors understand that their principal
will be at Low to Moderate risk

Monthly Portfolio Statement as on March 31,2021

ISIN	Name of the Instrument	Industry / Rating	Quantity	Market/Fair Value (Rs. in Lacs)	% to NAV	YIELD
Debt Instruments						
(a) Listed / awaiting listing on Stock Exchange						
Government Securities						
IN1620150145	8.21% State Government Securities	SOVEREIGN	25,00,000	2,592.19	16.90%	4.39%
IN2920150314	8.39% State Government Securities	SOVEREIGN	15,00,000	1,555.46	10.14%	4.39%
IN1820150077	8.53% State Government Securities	SOVEREIGN	1,60,000	166.50	1.09%	4.32%
IN3320140178	8.72% State Government Securities	SOVEREIGN	1,00,000	102.42	0.67%	3.86%
Non Convertible Debentures						
INE020B08AF2	7.46% REC Limited **	CRISIL AAA	145	1,493.17	9.74%	4.05%
INE020A08576	8.3% Reliance Industries Limited	CRISIL AAA	117	1,213.43	7.91%	4.15%
INE261F08A17	8.6% National Bank For Agriculture and Rural Development **	CRISIL AAA	90	932.87	6.08%	4.03%
INE027E07659	8.65% L&T Finance Limited **	CARE AAA	69	721.03	4.70%	5.15%
INE134E08JW1	8.18% Power Finance Corporation Limited	CRISIL AAA	63	654.08	4.27%	4.05%
INE031A08640	8.4% Housing & Urban Development Corporation Limited **	ICRA AAA	58	602.79	3.93%	4.41%
INE759E07897	8.48% L&T Finance Limited **	CARE AAA	52	547.18	3.57%	4.84%
INE566F08JK7	7.96% Small Industries Dev Bank of India **	ICRA AAA	60	519.15	3.39%	4.20%
INE134E08GT3	8.55% Power Finance Corporation Limited **	CRISIL AAA	21	216.29	1.41%	3.99%
INE001A07RS3	8.58% Housing Development Finance Corporation Limited **	CRISIL AAA	10	104.08	0.68%	4.15%
INE752E070D2	7.2% Power Grid Corporation of India Limited **	CRISIL AAA	8	81.87	0.53%	3.80%
INE906B07FE6	7.17% National Highways Auth Of Ind **	CRISIL AAA	4	40.91	0.27%	3.90%
Zero Coupon Bonds						
INE860H07GE0	Aditya Birla Finance Limited **	ICRA AAA	80	1,037.32	6.76%	5.39%
INE115A07NM3	LIC Housing Finance Limited **	CRISIL AAA	50	639.14	4.17%	4.23%
INE756I07C18	HDB Financial Services Limited **	CRISIL AAA	10	128.00	0.83%	4.80%
Subtotal				13,347.88	87.04%	
(b) Privately placed / Unlisted						
Non Convertible Debentures						
INE895D08782	8.25% Tata Sons Private Ltd **	CRISIL AAA	94	968.94	6.32%	4.94%
Subtotal				968.94	6.32%	
(c) Securitised Debt						
Subtotal				NIL	NIL	
Total				14,316.82	93.36%	
Money Market Instruments						
Certificate of Deposit						
INE261F16595	National Bank For Agriculture and Rural Development **	ICRA A1+	300	289.75	1.89%	4.00%
INE556F16861	Small Industries Dev Bank of India **	CARE A1+	200	192.51	1.26%	3.97%
Triparty Repo/ Reverse Repo Instrument						
Triparty Repo				75.99	0.50%	
Reverse Repo				46.47	0.30%	
Total				694.72	3.95%	
Net Current Assets				412.87	2.69%	
GRAND TOTAL				15,334.51	100.00%	

** Non Traded Securities/Illiquid Securities



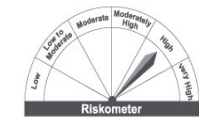
Investors understand that their principal
will be at Low to Moderate risk

Monthly Portfolio Statement as on March 31, 2021

ISIN	Name of the Instrument	Industry / Rating	Quantity	Market/Fair Value (Rs. in Lacs)	% to NAV	YIELD
Debt Instruments						
(a) Listed / awaiting listing on Stock Exchange						
Non Convertible Debentures						
INE807M09048	8.45% Tata Power Renewable Energy Limited **	CARE AA(CE)	100	1,032.36	9.62%	5.44%
INE540P07293	10.15% U.P. Power Corporation Limited **	CRISIL A+(CE)	100	1,008.71	9.40%	8.28%
INE081A08181	2% Tata Steel Limited **	CARE AA	56	996.97	9.29%	4.82%
INE148I07GFS	8.9% Indiabulls Housing Finance Limited	CARE AA	1,02,000	994.07	9.27%	13.86%
INE201P07169	9.68% G R Infra Projects Finance Limited **	CRISIL AA	89	911.50	8.50%	7.34%
INE191H07201	10.75% PVR Limited **	CRISIL AA	77	776.88	7.24%	9.91%
INE205A07162	8.9% Vedanta Limited **	CRISIL AA-	50	501.62	4.68%	8.18%
INE205A07147	8.5% Vedanta Limited **	CRISIL AA-	39	390.40	3.64%	7.48%
INE020B08922	8.27% REC Limited **	CARE AAA	35	363.34	3.39%	4.05%
INE582L07203	9% Tata Housing Development Company Limited **	CARE AA	29	294.88	2.75%	7.16%
INE696E08284	8.04% Vodafone Idea Limited **#	CARE B+	108	265.12	2.47%	
INE01H107031	11.5% Vivvi Capital Private Limited **	ICRA A-	100	250.96	2.34%	10.40%
INE201P07151	9.69% G R Infra Projects Limited **	CRISIL AA	13	131.54	1.23%	6.69%
INE296N08022	8% Walwhan Renewable Energy Limited **	CARE AA(CE)	10	102.16	0.95%	5.24%
INE414G07CM0	8.75% Muthoot Finance Limited **	CRISIL AA+	3,000	30.28	0.28%	4.45%
Zero Coupon Bonds						
INE265J07274	JM Financial Asset Reconstruction Company Limited **	ICRA AA-	51	659.66	6.15%	8.85%
INE587007271	Atico Capital India Limited **#	FITCH D	146	0.00	\$0.00%	
Subtotal				8,710.46	81.20%	
(b) Privately placed / Unlisted				NIL	NIL	NIL
Subtotal				NIL	NIL	NIL
(c) Securitized Debt				NIL	NIL	NIL
Subtotal				NIL	NIL	NIL
Total				8,710.46	81.20%	
Money Market Instruments						
Certificate of Deposit						
INE095A16L30	IndusInd Bank Limited **	CRISIL A1+	1,050	1,010.45	9.42%	4.29%
INE556F16861	Small Industries Dev Bank of India **	CARE A1+	700	673.80	6.28%	3.97%
Triparty Repo/ Reverse Repo Instrument						
Triparty Repo						
Reverse Repo						
Total				1,737.20	16.20%	
Net Current Assets				281.57	2.60%	
GRAND TOTAL				10,729.23	100.00%	

** Non Traded Securities/Liquid Securities
\$ Less Than 0.01% of NAV

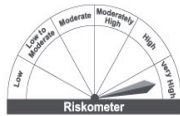
Securities classified as below investment grade or default



Investors understand that their principal
will be at High risk

Monthly Portfolio Statement as on March 31, 2021

ISIN	Name of the Instrument	Industry / Rating	Quantity	Market/Fair Value (Rs. in Lacs)	% to NAV	YIELD
Equity & Equity related						
(a) Listed / awaiting listing on Stock Exchanges						
INE733E01010	NTPC Limited	Power	74,06,483	7,891.61	10.36%	
INE397D01024	Bharti Airtel Limited	Telecom - Services	15,00,000	7,759.50	10.18%	
INE860A01027	HCL Technologies Limited	Software	7,50,000	7,369.88	9.67%	
INE062A01020	State Bank of India	Banks	20,00,000	7,286.00	9.56%	
INE040A01034	HDFC Bank Limited	Banks	4,00,000	5,974.60	7.84%	
INE044A01036	Sun Pharmaceutical Industries Limited	Pharmaceuticals	8,00,000	4,782.40	6.28%	
INE090A01021	ICICI Bank Limited	Banks	8,00,000	4,656.80	6.11%	
INE029A01011	Bharat Petroleum Corporation Limited	Petroleum Products	8,00,000	3,423.60	4.49%	
INE467B01029	Tata Consultancy Services Limited	Software	1,00,000	3,177.85	4.17%	
INE717A01029	Kennametal India Limited	Industrial Capital Goods	2,95,000	3,106.06	4.08%	
INE114A01011	Steel Authority of India Limited	Ferrous Metals	35,00,000	2,758.00	3.62%	
INE876N01018	Orient Cement Limited	Cement & Cement Products	24,00,000	2,347.20	3.08%	
INE263A01024	Bharat Electronics Limited	Aerospace & Defense	16,70,000	2,089.17	2.74%	
INE442H01020	Ashoka Builders Limited	Construction	20,17,504	2,055.86	2.70%	
INE866A01026	ITD Cementation India Limited	Construction	20,39,299	1,587.59	2.08%	
INE976G01028	RBL Bank Limited	Banks	7,50,000	1,556.63	2.04%	
INE366I01010	VRL Logistics Limited	Transportation	5,04,700	1,171.16	1.54%	
INE134E01011	Power Finance Corporation Limited	Finance	10,00,000	1,137.50	1.49%	
INE878A01011	GE Power India Limited	Industrial Capital Goods	3,70,847	1,064.33	1.40%	
INE178A01016	Chennai Petroleum Corporation Limited	Petroleum Products	9,99,952	1,001.45	1.31%	
INE899A01024	Sanghi Movers Limited	Industrial Capital Goods	9,14,837	918.95	1.21%	
INE486A01013	CESC Limited	Power	1,53,000	908.13	1.19%	
INE180A01020	Max Financial Services Limited	Insurance	50,000	429.73	0.56%	
INE101A01026	Mahindra & Mahindra Limited	Auto	50,000	397.63	0.52%	
INE018A01030	Larsen & Toubro Limited	Construction Project	25,000	354.73	0.47%	
	Subtotal			75,206.36	98.69%	
	(b) UNLISTED			NIL	NIL	NIL
	Subtotal			NIL	NIL	NIL
	Total			75,206.36	98.69%	
Money Market Instruments						
Triparty Repo/ Reverse Repo Instrument						
	Triparty Repo			491.93	0.65%	
	Reverse Repo			300.83	0.39%	
	Total			792.76	1.04%	
	Net Current Assets			201.66	0.27%	
	GRAND TOTAL			76,200.78	100.00%	

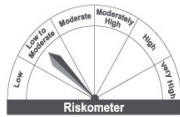


Investors understand that their principal
will be at Very High risk

Monthly Portfolio Statement as on March 31, 2021

ISIN	Name of the Instrument	Industry / Rating	Quantity	Market/Fair Value (Rs. in Lacs)	% to NAV	YIELD
Debt Instruments						
(a) Listed / awaiting listing on Stock Exchange						
Government Securities						
IN1620150145	8.21% State Government Securities	SOVEREIGN	35,00,000	3,629.06	26.89%	4.39%
IN3320140178	8.72% State Government Securities	SOVEREIGN	1,50,000	153.63	1.14%	3.86%
IN1620110073	8.88% State Government Securities	SOVEREIGN	90,000	93.77	0.69%	4.05%
Non Convertible Debentures						
INE020B08872	8.44% REC Limited	CRISIL AAA	100	1,029.30	7.63%	4.00%
INE022A08575	8.3% Reliance Industries Limited	CRISIL AAA	99	1,026.75	7.61%	4.15%
INE031A08640	8.4% Housing & Urban Development Corporation Limited **	ICRA AAA	59	613.18	4.54%	4.41%
INE027E07659	8.65% L&T Finance Limited **	CARE AAA	48	501.59	3.72%	5.15%
INE906B07FG1	7.6% National Highways Auth Of Ind	CRISIL AAA	43	444.29	3.29%	4.00%
INE759E07897	9.48% L&T Finance Limited **	CARE AAA	36	378.82	2.81%	4.84%
INE020B088F0	8.45% REC Limited **	CRISIL AAA	35	364.67	2.70%	4.05%
INE556F08JK7	7.95% Small Industries Dev Bank of India **	ICRA AAA	30	311.49	2.31%	4.20%
INE556F08J11	8.81% Small Industries Dev Bank of India **	CARE AAA	23	238.71	1.77%	3.98%
INE134E08IN2	7.27% Power Finance Corporation Limited **	CRISIL AAA	21	214.75	1.59%	3.99%
INE752E07MF1	8.2% Power Grid Corporation of India Limited **	CRISIL AAA	12	123.93	0.92%	3.97%
INE134E08JW1	8.18% Power Finance Corporation Limited	CRISIL AAA	10	103.82	0.77%	4.05%
INE001A07RS3	8.58% Housing Development Finance Corporation Limited **	CRISIL AAA	8	83.27	0.62%	4.15%
INE115A07NS0	8.68% LIC Housing Finance Limited **	CRISIL AAA	5	52.09	0.39%	4.53%
INE752E07OD2	7.2% Power Grid Corporation of India Limited **	CRISIL AAA	4	40.94	0.30%	3.80%
Zero Coupon Bonds						
INE860H07GE0	Aditya Birla Finance Limited **	ICRA AAA	100	1,296.65	9.61%	5.39%
INE115A07NM3	LIC Housing Finance Limited **	CRISIL AAA	85	1,086.53	8.05%	4.23%
Subtotal				11,787.24	87.35%	
(b) Privately placed / Unlisted						
Non Convertible Debentures						
INE85D08782	8.25% Tata Sons Private Ltd **	CRISIL AAA	95	979.24	7.26%	4.94%
Subtotal				979.24	7.26%	
(c) Securitized Debt						
Subtotal				NIL	NIL	
Total				12,766.48	94.61%	
Money Market Instruments						
Certificate of Deposit						
INE556F16861	Small Industries Dev Bank of India **	CARE A1+	110	105.88	0.78%	3.97%
INE261F16595	National Bank For Agriculture and Rural Development **	ICRA A1+	100	96.58	0.72%	4.00%
Triparty Repo/ Reverse Repo Instrument						
Triparty Repo				106.36	0.79%	
Reverse Repo				85.04	0.48%	
Total				373.86	2.77%	
Net Current Assets				354.15	2.62%	
GRAND TOTAL				13,494.49	100.00%	

** Non Traded Securities/illiquid Securities

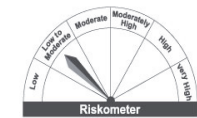


Investors understand that their principal will be at Low to Moderate risk

Monthly Portfolio Statement as on March 31, 2021

ISIN	Name of the Instrument	Industry / Rating	Quantity	Market/Fair Value (Rs. in Lacs)	% to NAV	YIELD
Debt Instruments						
(a) Listed / awaiting listing on Stock Exchange						
Government Securities						
IN2920150314	8.39% State Government Securities	SOVEREIGN	8,10,000	839.95	25.97%	4.39%
IN1620110073	8.88% State Government Securities	SOVEREIGN	60,000	62.51	1.93%	4.05%
Non Convertible Debentures						
INE134E08GT3	8.55% Power Finance Corporation Limited **	CRISIL AAA	30	308.99	9.55%	3.99%
INE759E07897	9.48% L&T Finance Limited **	CARE AAA	22	231.50	7.16%	4.84%
INE261F08A07	9.0% National Bank For Agriculture and Rural Development **	CRISIL AAA	21	217.67	6.73%	4.03%
INE002A08575	8.3% Reliance Industries Limited	CRISIL AAA	20	207.42	6.41%	4.15%
INE031A08640	8.4% Housing & Urban Development Corporation Limited **	ICRA AAA	15	155.89	4.82%	4.41%
INE020B08922	8.27% REC Limited **	CARE AAA	13	134.95	4.17%	4.05%
INE906B07FG1	7.6% National Highways Auth Of Ind	CRISIL AAA	6	61.99	1.92%	4.00%
INE020B08AF2	7.46% REC Limited **	CRISIL AAA	5	51.49	1.59%	4.05%
INE752E07MF1	8.2% Power Grid Corporation of India Limited **	CRISIL AAA	3	30.98	0.96%	3.97%
INE752E07002	7.2% Power Grid Corporation of India Limited **	CRISIL AAA	1	10.25	0.32%	3.80%
Zero Coupon Bonds						
INE860H07GE0	Aditya Birla Finance Limited **	ICRA AAA	26	337.13	10.42%	5.39%
INE115A07NM3	LIC Housing Finance Limited **	CRISIL AAA	10	127.83	3.95%	4.23%
Subtotal				2,778.53	85.90%	
(b) Privately placed / Unlisted						
Non Convertible Debentures						
INE895D08790	8.25% Tata Sons Private Ltd **	CRISIL AAA	13	134.00	4.14%	4.94%
INE895D08782	8.25% Tata Sons Private Ltd **	CRISIL AAA	6	61.85	1.91%	4.94%
Subtotal				195.85	6.05%	
(c) Securitized Debt						
Subtotal				NIL	NIL	
Total				2,974.38	91.95%	
Money Market Instruments						
Certificate of Deposit						
INE261F16595	National Bank For Agriculture and Rural Development **	ICRA A1+	50	48.29	1.49%	4.00%
INE095A16L30	IndusInd Bank Limited **	CRISIL A1+	50	48.12	1.49%	4.29%
Triparty Repo/ Reverse Repo Instrument						
Triparty Repo				50.60	1.56%	
Reverse Repo				30.95	0.96%	
Total				177.96	5.50%	
Net Current Assets				82.26	2.55%	
GRAND TOTAL				3,234.59	100.00%	

** Non Traded Securities/Illiquid Securities



Investors understand that their principal will be at Low to Moderate risk

Monthly Portfolio Statement as on March 31,2021

ISIN	Name of the Instrument	Industry / Rating	Quantity	Market/Fair Value (Rs. in Lacs)	% to NAV	YIELD
Debt Instruments						
(a) Listed / awaiting listing on Stock Exchange						
Government Securities						
IN1520110132	8.99% State Government Securities	SOVEREIGN	39,00,000	4,077.93	15.62%	4.06%
IN2220160179	7.38% State Government Securities	SOVEREIGN	20,00,000	2,049.35	7.85%	4.41%
IN1820150077	8.53% State Government Securities	SOVEREIGN	6,90,000	718.03	2.75%	4.32%
IN2220110109	8.76% State Government Securities	SOVEREIGN	3,00,000	312.34	1.20%	4.01%
IN2820150273	8.49% State Government Securities	SOVEREIGN	2,00,000	207.92	0.80%	4.39%
IN1620110073	8.98% State Government Securities	SOVEREIGN	1,30,000	135.44	0.52%	4.05%
Non Convertible Debentures						
INE261F08B5	7.9% National Bank For Agriculture and Rural Development **	CRISIL AAA	253	2,620.98	10.04%	4.31%
INE020B08BD5	8.83% REC Limited **	CRISIL AAA	240	2,488.51	9.53%	4.05%
INE759E07897	9.48% L&T Finance Limited **	CARE AAA	200	2,104.53	8.06%	4.84%
INE002A08575	8.3% Reliance Industries Limited	CRISIL AAA	190	1,970.53	7.55%	4.15%
INE031A08637	8.23% Housing & Urban Development Corporation Limited **	ICRA AAA	120	1,245.63	4.77%	4.41%
INE56F08JK7	7.96% Small Industries Dev Bank of India **	ICRA AAA	64	664.51	2.55%	4.20%
INE134E08JW1	8.18% Power Finance Corporation Limited	CRISIL AAA	47	487.97	1.87%	4.05%
INE134E08IN2	7.27% Power Finance Corporation Limited **	CRISIL AAA	16	163.62	0.63%	3.99%
INE001A07RS3	8.58% Housing Development Finance Corporation Limited **	CRISIL AAA	12	124.90	0.48%	4.15%
Zero Coupon Bonds						
INE860H07CE0	Aditya Birla Finance Limited **	ICRA AAA	204	2,645.17	10.13%	5.39%
INE115A07NM3	LIC Housing Finance Limited **	CRISIL AAA	90	1,150.45	4.41%	4.23%
INE75607C8	HDB Financial Services Limited **	CRISIL AAA	30	383.99	1.47%	4.80%
Subtotal				23,551.80	90.23%	
(b) Privately placed / Unlisted						
Non Convertible Debentures						
INE895D08782	8.25% Tata Sons Private Ltd **	CRISIL AAA	50	515.39	1.97%	4.94%
INE895D08790	8.25% Tata Sons Private Ltd **	CRISIL AAA	37	381.59	1.46%	4.94%
Subtotal				896.78	3.43%	
(c) Securitised Debt						
Subtotal				NIL	NIL	
Total				24,448.58	93.66%	
Money Market Instruments						
Certificate of Deposit						
INE556F16861	Small Industries Dev Bank of India **	CARE A1+	330	317.65	1.22%	3.97%
INE261F16595	National Bank For Agriculture and Rural Development **	ICRA A1+	300	289.75	1.11%	4.00%
INE095A16L30	IndusInd Bank Limited **	CRISIL A1+	120	115.48	0.44%	4.29%
Triparty Repo/ Reverse Repo Instrument						
Triparty Repo				48.72	0.19%	
Reverse Repo				29.80	0.11%	
Total				801.40	3.07%	
Net Current Assets				852.92	3.27%	
GRAND TOTAL				26,102.90	100.00%	

** Non Traded Securities/Illiquid Securities



Riskometer
Investors understand that their principal
will be at Low to Moderate risk

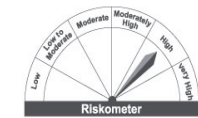
Monthly Portfolio Statement as on March 31,2021

ISIN	Name of the Instrument	Industry / Rating	Quantity	Market/Fair Value (Rs. in Lacs)	% to NAV	YIELD
Debt Instruments						
(a) Listed / awaiting listing on Stock Exchange						
Non Convertible Debentures						
INE201P07169	9.68% G R Infra Projects Limited **	CRISIL AA	40	409.66	8.79%	7.34%
INE607M08048	8.45% Tata Power Renewable Energy Limited **	CARE AA(CE)	37	381.97	8.20%	5.44%
INE148I07JN3	9.08% Indiabulls Housing Finance Limited **	CRISIL AA	40	380.43	8.16%	16.51%
INE540P07293	10.15% U.P. Power Corporation Limited **	CRISIL A+(CE)	37	373.22	8.01%	8.28%
INE205A07147	8.5% Vedanta Limited **	CRISIL AA-	35	350.36	7.52%	7.48%
INE296N08022	9% Walvish Renewable Energy Limited **	CARE AA(CE)	34	347.33	7.45%	5.24%
INE191H07201	10.75% PVR Limited **	CRISIL AA	34	343.04	7.36%	9.91%
INE414G07CM0	8.75% Muthoot Finance Limited **	CRISIL AA+	30,000	302.77	6.50%	4.45%
INE081A08181	2% Tata Steel Limited **	CARE AA	12	213.64	4.58%	4.82%
INE556F08J11	8.81% Small Industries Dev Bank of India **	CARE AAA	11	114.16	2.45%	3.98%
INE582L07203	9% Tata Housing Development Company Limited **	CARE AA	10	101.68	2.18%	7.16%
INE699E08284	8.04% Vodafone Idea Limited **	CARE B+	37	90.83	1.95%	
INE105N07100	8.28% Oriental Nagpur Betul Highway Limited **	CRISIL AAA	60	50.63	1.09%	5.59%
Zero Coupon Bonds						
INE265J07274	JM Financial Asset Reconstruction Company Limited **	ICRA AA-	37	478.58	10.27%	8.85%
INE587O07271	Altico Capital India Limited **	FITCH D	55	0.00	0.00%	
Subtotal				3,938.30	84.51%	
(b) Privately placed / Unlisted				NIL	NIL	NIL
(c) Securitised Debt				NIL	NIL	NIL
Subtotal				NIL	NIL	
Total				3,938.30	84.51%	
Money Market Instruments						
Certificate of Deposit						
INE095A16L06	IndusInd Bank Limited **	CRISIL A1+	330	324.41	6.96%	3.77%
INE556F16861	Small Industries Dev Bank of India **	CARE A1+	200	192.51	4.13%	3.97%
INE095A16L30	IndusInd Bank Limited **	CRISIL A1+	30	28.87	0.62%	4.29%
Triparty Repo/ Reverse Repo Instrument						
Triparty Repo				32.29	0.69%	
Reverse Repo				19.75	0.42%	
Total				497.83	12.62%	
Net Current Assets				124.03	2.67%	
GRAND TOTAL				4,660.16	100.00%	

** Non Traded Securities/Illiquid Securities

\$ Less Than 0.01% of NAV

Securities classified as below investment grade or default

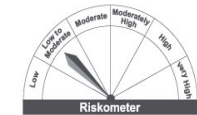


Investors understand that their principal will be at High risk

Monthly Portfolio Statement as on March 31, 2021

ISIN	Name of the Instrument	Industry / Rating	Quantity	Market/Fair Value (Rs. in Lacs)	% to NAV	YIELD
Debt Instruments						
(a) Listed / awaiting listing on Stock Exchange						
Government Securities						
IN2920110086	8.74% State Government Securities	SOVEREIGN	25,00,000	2,588.42	21.22%	4.06%
IN1820150077	8.53% State Government Securities	SOVEREIGN	2,80,000	291.38	2.39%	4.32%
IN2820150273	8.49% State Government Securities	SOVEREIGN	50,000	51.98	0.43%	4.39%
Non Convertible Debentures						
INE020B08BD5	8.83% REC Limited **	CRISIL AAA	113	1,171.67	9.60%	4.05%
INE261F08A07	8.06% National Bank For Agriculture and Rural Development **	CRISIL AAA	100	1,036.53	8.50%	4.03%
INE134E08IN2	7.27% Power Finance Corporation Limited **	CRISIL AAA	100	1,022.62	8.38%	3.99%
INE002A08575	8.3% Reliance Industries Limited	CRISIL AAA	98	1,016.38	8.33%	4.15%
INE018A08AR3	7.87% Larsen & Toubro Limited **	CRISIL AAA	67	694.07	5.69%	4.28%
INE031A08640	8.4% Housing & Urban Development Corporation Limited **	ICRA AAA	52	540.43	4.43%	4.41%
INE556F08JK7	7.95% Small Industries Dev Bank of India **	ICRA AAA	44	456.85	3.74%	4.20%
INE001A07RS3	8.58% Housing Development Finance Corporation Limited **	CRISIL AAA	52	533.07	2.73%	4.15%
INE906B07FG1	7.6% National Highways Auth Of Ind	CRISIL AAA	20	206.65	1.69%	4.00%
INE134E08JW1	8.18% Power Finance Corporation Limited	CRISIL AAA	15	155.73	1.28%	4.05%
INE031A08632	8.46% Housing & Urban Development Corporation Limited **	ICRA AAA	13	134.81	1.10%	4.06%
INE752E07MF1	8.2% Power Grid Corporation of India Limited **	CRISIL AAA	13	134.26	1.10%	3.97%
INE906B07FE6	7.17% National Highways Auth Of Ind **	CRISIL AAA	8	81.81	0.67%	3.90%
Zero Coupon Bonds						
INE115A07NM3	LIC Housing Finance Limited **	CRISIL AAA	115	1,470.02	12.05%	4.23%
Subtotal				11,386.68	93.33%	
(b) Privately placed / Unlisted				NIL	NIL	NIL
Subtotal				NIL	NIL	NIL
(c) Securitized Debt				NIL	NIL	NIL
Subtotal				NIL	NIL	NIL
Total				11,386.68	93.33%	
Money Market Instruments						
Certificate of Deposit						
INE261F16595	National Bank For Agriculture and Rural Development **	ICRA A1+	380	367.02	3.01%	4.00%
INE556F16861	Small Industries Dev Bank of India **	CARE A1+	120	115.51	0.95%	3.97%
INE095A16L30	Industrial Bank Limited **	CRISIL A1+	80	76.99	0.63%	4.29%
Triparty Repo/ Reverse Repo Instrument						
Triparty Repo						
Reverse Repo						
Total				602.63	4.94%	
Net Current Assets				211.30	1.73%	
GRAND TOTAL				12,200.61	100.00%	

** Non Traded Securities/Illiquid Securities

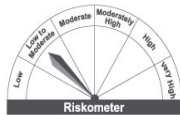


Investors understand that their principal
will be at Low to Moderate risk

Monthly Portfolio Statement as on March 31,2021

ISIN	Name of the Instrument	Industry / Rating	Quantity	Market/Fair Value (Rs. in Lacs)	% to NAV	YIELD
Debt Instruments						
(a) Listed / awaiting listing on Stock Exchange						
Government Securities						
IN1320110035	8.72% State Government Securities	SOVEREIGN	35,00,000	3,630.52	8.35%	4.02%
IN1920110047	8.69% State Government Securities	SOVEREIGN	11,44,500	1,188.77	2.73%	4.02%
IN2220110109	8.76% State Government Securities	SOVEREIGN	7,00,000	728.79	1.68%	4.01%
IN3320150664	8.52% State Government Securities	SOVEREIGN	4,50,000	467.89	1.08%	4.39%
IN3320140178	8.72% State Government Securities	SOVEREIGN	2,50,000	256.05	0.59%	3.86%
IN1920150077	8.53% State Government Securities	SOVEREIGN	1,50,000	156.09	0.36%	4.32%
IN1220180195	7.86% State Government Securities	SOVEREIGN	35,000	35.97	0.08%	4.06%
Non Convertible Debentures						
INE134E08IN2	7.27% Power Finance Corporation Limited **	CRISIL AAA	317	3,241.71	7.46%	3.99%
INE002A08575	8.3% Reliance Industries Limited	CRISIL AAA	307	3,183.96	7.32%	4.15%
INE020B08BD5	8.83% REC Limited **	CRISIL AAA	285	2,955.11	6.80%	4.05%
INE018A08AR3	7.87% Larsen & Toubro Limited **	CRISIL AAA	265	2,745.19	6.32%	4.28%
INE031A08S57	8.23% Housing & Urban Development Corporation Limited **	ICRA AAA	242	2,512.02	5.78%	4.41%
INE261F08B15	7.9% National Bank For Agriculture and Rural Development **	CRISIL AAA	226	2,341.27	5.39%	4.31%
INE020B08BF0	8.45% REC Limited **	CRISIL AAA	131	1,364.92	3.14%	4.05%
INE556F08JK7	7.95% Small Industries Dev Bank of India **	ICRA AAA	91	944.85	2.17%	4.20%
INE134E08GT3	8.55% Power Finance Corporation Limited **	CRISIL AAA	69	710.68	1.63%	3.98%
INE134E08JW1	8.18% Power Finance Corporation Limited	CRISIL AAA	65	674.85	1.55%	4.05%
INE031A08S40	8.4% Housing & Urban Development Corporation Limited **	ICRA AAA	31	322.18	0.74%	4.41%
INE020B08BR5	8.5% REC Limited **	CRISIL AAA	30	309.26	0.71%	4.00%
INE556F08J11	8.81% Small Industries Dev Bank of India **	CARE AAA	23	238.71	0.55%	3.98%
INE752E07MF1	8.2% Power Grid Corporation of India Limited **	CRISIL AAA	14	144.58	0.33%	3.97%
INE906B07FE6	7.17% National Highways Auth Of Ind **	CRISIL AAA	1	10.23	0.02%	3.90%
Zero Coupon Bonds						
INE756070C8	HDB Financial Services Limited **	CRISIL AAA	410	5,247.89	12.07%	4.80%
INE296A07Q05	Bajaj Finance Limited **	CRISIL AAA	374	4,789.10	11.02%	4.80%
INE115A07NM3	LIC Housing Finance Limited **	CRISIL AAA	279	3,566.39	8.20%	4.23%
Subtotal				41,766.98	96.07%	
(b) Privately placed / Unlisted						
Subtotal				NIL	NIL	NIL
(c) Securitised Debt						
Subtotal				NIL	NIL	NIL
Total				41,766.98	96.07%	
Money Market Instruments						
Certificate of Deposit						
INE261F16595	National Bank For Agriculture and Rural Development **	ICRA A1+	840	811.30	1.87%	4.00%
INE556F16961	Small Industries Dev Bank of India **	CARE A1+	100	96.26	0.22%	3.97%
Triparty Repo/ Reverse Repo Instrument						
Triparty Repo				30.96	0.07%	
Reverse Repo				18.93	0.04%	
Total				997.45	2.20%	
Net Current Assets				746.08	1.73%	
GRAND TOTAL				43,470.51	100.00%	

** Non Traded Securities/Illiquid Securities

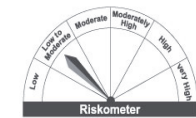


Investors understand that their principal
will be at Low to Moderate risk

Monthly Portfolio Statement as on March 31, 2021

ISIN	Name of the Instrument	Industry / Rating	Quantity	Market/Fair Value (Rs. in Lacs)	% to NAV	YIELD
Debt Instruments						
(a) Listed / awaiting listing on Stock Exchange						
Government Securities						
IN2920150413	8.21% State Government Securities	SOVEREIGN	12,00,000	1,244.25	8.92%	4.39%
IN1620110073	8.88% State Government Securities	SOVEREIGN	1,00,000	104.18	0.75%	4.05%
Non Convertible Debentures						
INE018A08AR3	7.87% Larsen & Toubro Limited **	CRISIL AAA	117	1,212.03	8.69%	4.28%
INE020B08922	8.27% REC Limited **	CARE AAA	105	1,090.02	7.81%	4.05%
INE134E08IN2	7.27% Power Finance Corporation Limited **	CRISIL AAA	85	899.23	6.23%	3.99%
INE906B07FG1	7.6% National Highways Auth Of Ind	CRISIL AAA	81	836.93	6.00%	4.00%
INE002A08575	8.3% Reliance Industries Limited	CRISIL AAA	69	715.61	5.13%	4.15%
INE261F08A17	8.6% National Bank For Agriculture and Rural Development **	CRISIL AAA	60	621.92	4.46%	4.03%
INE134E08GT3	8.55% Power Finance Corporation Limited **	CRISIL AAA	50	514.98	3.69%	3.99%
INE031A08657	8.23% Housing & Urban Development Corporation Limited **	ICRA AAA	45	467.11	3.35%	4.41%
INE556F08JK7	7.95% Small Industries Dev Bank of India **	ICRA AAA	31	321.87	2.31%	4.20%
INE514E08AQ5	9% Export Import Bank of India **	CRISIL AAA	16	166.61	1.19%	3.95%
INE848E07427	8.78% NHPC Limited **	ICRA AAA	50	52.00	0.37%	3.95%
INE031A08632	8.46% Housing & Urban Development Corporation Limited **	ICRA AAA	3	31.11	0.22%	4.06%
Zero Coupon Bonds						
INE115A07NM3	LIC Housing Finance Limited **	CRISIL AAA	132	1,687.32	12.10%	4.23%
INE296A07QQ5	Bajaj Finance Limited **	CRISIL AAA	130	1,664.66	11.93%	4.80%
INE756B07CB	HDFC Financial Services Limited **	CRISIL AAA	130	1,663.96	11.93%	4.80%
Subtotal				13,263.79	95.08%	
(b) Privately placed / Unlisted				NIL	NIL	NIL
Subtotal				NIL	NIL	NIL
(c) Securitized Debt				NIL	NIL	NIL
Subtotal				NIL	NIL	NIL
Total				13,263.79	95.08%	
Money Market Instruments						
Certificate of Deposit						
INE261F16595	National Bank For Agriculture and Rural Development **	ICRA A1+	250	241.46	1.73%	4.00%
INE556F16861	Small Industries Dev Bank of India **	CARE A1+	120	115.51	0.83%	3.97%
Triparty Repo/ Reverse Repo Instrument						
Triparty Repo				51.75	0.37%	
Reverse Repo				31.65	0.23%	
Total				440.37	3.16%	
Net Current Assets				245.81	1.76%	
GRAND TOTAL				13,949.97	100.00%	

** Non Traded Securities/Illiquid Securities

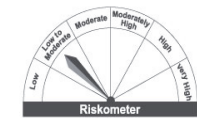


Investors understand that their principal will be at Low to Moderate risk

Monthly Portfolio Statement as on March 31,2021

ISIN	Name of the Instrument	Industry / Rating	Quantity	Market/Fair Value (Rs. in Lacs)	% to NAV	YIELD
Debt Instruments						
(a) Listed / awaiting listing on Stock Exchange						
Government Securities						
IN2920150314	8.39% State Government Securities	SOVEREIGN	12,00,000	1,244.37	8.98%	4.39%
IN1820150077	8.53% State Government Securities	SOVEREIGN	90,000	93.66	0.68%	4.32%
Non Convertible Debentures						
INE031A08640	8.4% Housing & Urban Development Corporation Limited **	ICRA AAA	130	1,351.08	9.75%	4.41%
INE261F08A17	8.6% National Bank For Agriculture and Rural Development **	CRISIL AAA	110	1,140.18	8.23%	4.03%
INE732E07MF1	9.2% Power Grid Corporation of India Limited **	CRISIL AAA	108	1,115.35	8.05%	3.97%
INE848E07427	8.78% NHPC Limited **	ICRA AAA	570	582.83	4.28%	3.95%
INE906B07FG1	7.6% National Highways Auth Of Ind	CRISIL AAA	54	557.95	4.03%	4.00%
INE556F08JK7	7.95% Small Industries Dev Bank of India **	ICRA AAA	50	519.15	3.75%	4.20%
INE881G08035	9.95% Food Corporation Of India	CRISIL AAA(CE)	48	505.53	3.65%	4.00%
INE002A08575	8.3% Reliance Industries Limited	CRISIL AAA	44	456.33	3.29%	4.15%
INE261F08B16	7.9% National Bank For Agriculture and Rural Development **	CRISIL AAA	21	217.55	1.57%	4.31%
INE906B07FE6	7.17% National Highways Auth Of Ind **	CRISIL AAA	20	204.55	1.48%	3.90%
Zero Coupon Bonds						
INE115A07NM3	LIC Housing Finance Limited **	CRISIL AAA	131	1,674.54	12.08%	4.23%
INE756I07C18	HDB Financial Services Limited **	CRISIL AAA	130	1,663.96	12.01%	4.80%
INE660A07PW2	Sundaram Finance Limited **	CRISIL AAA	130	1,244.17	8.98%	4.58%
INE296A07QQ5	Bajaj Finance Limited **	CRISIL AAA	46	589.03	4.25%	4.80%
Subtotal				13,170.21	95.06%	
(b) Privately placed / Unlisted				NIL	NIL	NIL
Subtotal				NIL	NIL	NIL
(c) Securitized Debt						
Subtotal						
Total				13,170.21	95.06%	
Money Market Instruments						
Certificate of Deposit						
INE261F16595	National Bank For Agriculture and Rural Development **	ICRA A1+	250	241.46	1.74%	4.00%
INE556F16861	Small Industries Dev Bank of India **	CARE A1+	170	163.64	1.18%	3.97%
INE095A16L30	IndusInd Bank Limited **	CRISIL A1+	120	115.48	0.83%	4.29%
Triparty Repo/ Reverse Repo Instrument						
Triparty Repo				18.76	0.14%	
Reverse Repo				11.47	0.08%	
Total				550.81	3.97%	
Net Current Assets				139.16	0.97%	
GRAND TOTAL				13,860.18	100.00%	

** Non Traded Securities/Illiquid Securities



Investors understand that their principal
will be at Low to Moderate risk

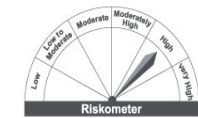
Monthly Portfolio Statement as on March 31,2021

ISIN	Name of the Instrument	Industry / Rating	Quantity	Market/Fair Value (Rs. in Lacs)	% to NAV	YIELD
Debt Instruments						
(a) Listed / awaiting listing on Stock Exchange						
Non Convertible Debentures						
INE607M09048	8.45% Tata Power Renewable Energy Limited **	CARE AA(CE)	119	1,228.51	10.10%	5.44%
INE201P07169	9.68% G R Infra Projects Limited **	CRISIL AA	116	1,188.02	9.76%	7.34%
INE540P07293	10.15% U.P. Power Corporation Limited **	CRISIL A+(CE)	115	1,160.02	9.53%	8.28%
INE14807JN3	9.08% Indiabulls Housing Finance Limited **	CRISIL AA	120	1,141.30	9.38%	16.51%
INE020B08922	8.27% REC Limited **	CARE AAA	95	986.21	8.10%	4.05%
INE71A07NV9	9.1% Shriram Transport Finance Company Limited **	CRISIL AA+	76,000	754.26	6.25%	6.62%
INE84L07123	9.23% Talwandi Sabo Power Limited **	CRISIL AA-(CE)	88	680.33	5.59%	8.55%
INE205A07147	8.5% Vedanta Limited **	CRISIL AA-	65	650.67	5.35%	7.48%
INE669E08284	8.04% Vodafone Idea Limited **#	CARE B+	126	309.30	2.54%	
INE205A07162	8.9% Vedanta Limited **	CRISIL AA-	26	260.84	2.14%	8.18%
INE582L07203	9% Tata Housing Development Company Limited **	CARE AA	10	101.68	0.84%	7.16%
INE061A08181	2% Tata Steel Limited **	CARE AA	5	86.02	0.73%	4.82%
INE205A07154	9.18% Vedanta Limited **	CRISIL AA-	7	70.14	0.58%	7.85%
INE201P07151	9.69% G R Infra Projects Limited **	CRISIL AA	3	30.36	0.25%	6.69%
Zero Coupon Bonds						
INE265J07274	JM Financial Asset Reconstruction Company Limited **	ICRA AA-	104	1,345.19	11.05%	8.85%
INE587O07271	Altico Capital India Limited **#	FITCH D	168	0.00	\$0.00%	
Subtotal				10,005.85	82.22%	
(b) Privately placed / Unlisted						
Subtotal				NIL	NIL	NIL
(c) Securitised Debt						
Subtotal				NIL	NIL	
Total				10,005.85	82.22%	
Money Market Instruments						
Certificate of Deposit						
INE095A16L30	IndusInd Bank Limited **	CRISIL A1+	1,080	1,039.32	8.54%	4.29%
INE556F16861	Small Industries Dev Bank of India **	CARE A1+	700	673.80	5.54%	3.97%
Triparty Repo/ Reverse Repo Instrument						
Triparty Repo				30.42	0.25%	
Reverse Repo				16.60	0.15%	
Total				1,752.14	14.48%	
Net Current Assets				400.36	3.30%	
GRAND TOTAL				12,168.35	100.00%	

** Non Traded Securities/Illiquid Securities

Less Than 0.01% of NAV

Securities classified as below investment grade or default



Investors understand that their principal will be at High risk

Monthly Portfolio Statement as on March 31,2021

ISIN	Name of the Instrument	Industry / Rating	Quantity	Market/Fair Value (Rs. in Lacs)	% to NAV	YIELD
Equity & Equity related						
(a) Listed / awaiting listing on Stock Exchanges						
INE040A01034	HDFC Bank Limited	Banks	22,35,687	33,393.04	10.23%	
INE002A01018	Reliance Industries Limited	Petroleum Products	16,59,705	33,245.55	10.19%	
INE009A01021	Infosys Limited	Software	19,02,511	26,027.30	7.98%	
INE001A01036	Housing Development Finance Corporation Limited	Finance	9,24,644	23,098.53	7.08%	
INE090A01021	ICICI Bank Limited	Banks	35,50,017	20,664.65	6.33%	
INE467B01029	Tata Consultancy Services Limited	Software	5,31,690	16,896.31	5.18%	
INE237A01028	Kotak Mahindra Bank Limited	Banks	7,52,770	13,196.06	4.04%	
INE030A01027	Hindustan Unilever Limited	Consumer Non Durables	4,58,332	11,144.34	3.41%	
INE154A01025	ITC Limited	Consumer Non Durables	44,85,915	9,801.72	3.00%	
INE238A01034	Axis Bank Limited	Banks	12,89,510	8,993.69	2.76%	
INE018A01030	Larsen & Toubro Limited	Construction Project	6,20,026	8,797.55	2.70%	
INE062A01020	State Bank of India	Banks	19,70,006	7,176.73	2.20%	
INE296A01024	Bajaj Finance Limited	Finance	1,36,108	7,099.36	2.15%	
INE970D01024	Bharti Airtel Limited	Telecom - Services	12,40,406	6,417.09	1.97%	
INE021A01026	Asian Paints Limited	Consumer Non Durables	2,31,428	5,872.25	1.80%	
INE860A01027	HCL Technologies Limited	Software	5,57,219	5,475.51	1.68%	
INE585B01010	Maruti Suzuki India Limited	Auto	68,231	4,680.10	1.43%	
INE481G01011	UltraTech Cement Limited	Cement & Cement Products	59,269	3,993.52	1.22%	
INE101A01026	Mahindra & Mahindra Limited	Auto	4,91,404	3,907.89	1.20%	
INE280A01028	Titan Company Limited	Consumer Durables	2,14,169	3,337.33	1.02%	
INE044A01036	Sun Pharmaceutical Industries Limited	Pharmaceuticals	5,54,259	3,313.36	1.02%	
INE696C01036	Tech Mahindra Limited	Software	3,18,114	3,153.94	0.97%	
INE081A01012	Tata Steel Limited	Ferrous Metals	3,87,446	3,145.48	0.96%	
INE075A01022	Wipro Limited	Software	7,59,423	3,145.15	0.96%	
INE239A01016	Nestle India Limited	Consumer Non Durables	18,313	3,143.46	0.96%	
INE918B01018	Bajaj Finserv Limited	Insurance	31,043	3,091.42	0.92%	
INE795G01014	HDFC Life Insurance Company Limited	Insurance	4,25,351	2,961.29	0.91%	
INE047A01021	Grasim Industries Limited	Cement & Cement Products	1,95,898	2,841.60	0.87%	
INE752E01010	Power Grid Corporation of India Limited	Power	13,15,951	2,837.85	0.87%	
INE089A01023	Dr. Reddy's Laboratories Limited	Pharmaceuticals	62,320	2,814.37	0.86%	
INE155A01022	Tata Motors Limited	Auto	9,20,411	2,777.80	0.85%	
INE095A01012	Indusind Bank Limited	Banks	2,89,734	2,765.37	0.85%	
INE742F01042	Adani Ports and Special Economic Zone Limited	Transportation	3,75,476	2,637.34	0.81%	
INE733E01010	NTPC Limited	Power	24,39,092	2,598.85	0.80%	
INE917I01010	Bajaj Auto Limited	Auto	66,845	2,453.61	0.75%	
INE038A01020	Hindalco Industries Limited	Non - Ferrous Metals	7,49,661	2,450.27	0.75%	
INE361B01024	Div's Laboratories Limited	Pharmaceuticals	65,413	2,369.78	0.73%	
INE019A01038	JSW Steel Limited	Ferrous Metals	4,90,348	2,325.14	0.71%	
INE216A01030	Britannia Industries Limited	Consumer Non Durables	60,598	2,196.35	0.67%	
INE059A01026	Cipla Limited	Pharmaceuticals	2,60,816	2,125.91	0.65%	
INE029A01011	Bharat Petroleum Corporation Limited	Petroleum Products	4,78,838	2,049.19	0.63%	
INE070A01015	Shree Cement Limited	Cement & Cement Products	6,853	2,019.26	0.62%	
INE192A01025	Tata Consumer Products Limited	Consumer Non Durables	3,07,498	1,964.60	0.60%	
INE158A01026	Hero MotoCorp Limited	Auto	60,662	1,942.26	0.60%	
INE213A01029	Oil & Natural Gas Corporation Limited	Oil	18,72,829	1,913.09	0.59%	
INE066A01021	Eicher Motors Limited	Auto	71,562	1,863.44	0.57%	
INE628A01036	UPL Limited	Pesticides	2,82,398	1,812.57	0.56%	
INE123W01016	SBI Life Insurance Company Limited	Insurance	2,00,219	1,763.63	0.54%	
INE522F01014	Coal India Limited	Minerals/Mining	10,75,627	1,402.08	0.43%	
INE242A01010	Indian Oil Corporation Limited	Petroleum Products	1,198,449	1,386.49	0.37%	
Subtotal				3,26,115.47	99.95%	
(b) UNLISTED						
Subtotal				0.00	0.00%	
Total				3,26,115.47	99.95%	
Money Market Instruments						
Triparty Repo/ Reverse Repo Instrument						
Triparty Repo				959.83	0.29%	
Reverse Repo				586.97	0.18%	
Total				1,546.80	0.47%	
OTHERS						
Cash Margin - CCIL				0.66	0.00%	
Total				0.66	0.00%	
Net Current Assets				(1,314.37)	-0.42%	
GRAND TOTAL				3,26,348.56	100.00%	

\$ Less Than 0.01% of NAV

Details of the Equity shares have been lent under Securities Lending and Borrowing as follows:-

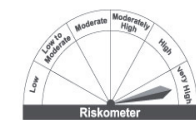
Name of the Instrument	Quantity
Hero MotoCorp Limited	12,000
UltraTech Cement Limited	5,000
Kotak Mahindra Bank Limited	25,000
HDFC Bank Limited	45,000
Wipro Limited	75,000
Hindustan Unilever Limited	30,000

This is with reference to Gazette notification (Reference no: G.S.R.174(E)) issued by Ministry of Finance on 13th March 2020, for Yes Bank Limited reconstruction scheme, 2020. As per point 3(8)(a) of the notification, there shall be a lock-in period of three years from the commencement of the above said scheme to the extent of 75% of shares held by existing shareholders on the date of commencement of the scheme which came into force from March 13,2020.

Taking into account the above development, the valuation committee of Nippon India Mutual Fund has decided to markdown the 75% locked-in shares of YES Bank to ZERO, as on March 16, 2020.

For any future distribution of realised proceeds of these locked-in YES Bank shares to the underlying unitholders, following Reconstituted Portfolio was created

ISIN	Name of the Instrument	Industry / Rating	Quantity	Market/Fair Value (Rs. in Lacs)	% to NAV
Equity & Equity related					
(a) Listed / awaiting listing on Stock Exchanges					
INE528G01035	Yes Bank Limited	Banks	990590	0	0.00%
Total				0	0.00%
Net Current Assets				0	0.00%
GRAND TOTAL				0	0.00%



Investors understand that their principal will be at Very High risk

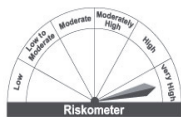
Monthly Portfolio Statement as on March 31, 2021

ISIN	Name of the Instrument	Industry / Rating	Quantity	Market/Fair Value (Rs. in Lacs)	% to NAV	YIELD
Equity & Equity related						
(a) Listed / awaiting listing on Stock Exchanges						
INE205A01025	Vedanta Limited	Non - Ferrous Metals	25,77,183	5,895.31	3.80%	
INE364J01010	Adani Green Energy Limited	Power	4,91,605	5,431.50	3.50%	
INE192R01011	Avenue Supermarts Limited	Retailing	1,87,321	5,355.60	3.45%	
INE663F01024	Info Edge (India) Limited	Retailing	1,19,049	5,095.95	3.28%	
INE765G01017	ICICI Lombard General Insurance Company Limited	Insurance	3,36,184	4,818.19	3.10%	
INE016A01026	Dabur India Limited	Consumer Non Durables	8,71,382	4,709.82	3.03%	
INE437A01024	Apollo Hospitals Enterprise Limited	Healthcare Services	1,53,071	4,501.17	2.90%	
INE423A01024	Adani Enterprises Limited	Minerals/Mining	4,23,620	4,368.16	2.81%	
INE102D01028	Godrej Consumer Products Limited	Consumer Non Durables	5,82,875	4,252.95	2.74%	
INE318A01026	Pidilite Industries Limited	Chemicals	2,34,873	4,249.79	2.74%	
INE176B01034	Havells India Limited	Consumer Durables	3,85,799	4,052.43	2.61%	
INE406A01037	Aurobindo Pharma Limited	Pharmaceuticals	4,33,322	3,818.87	2.48%	
INE326A01037	Lupin Limited	Pharmaceuticals	3,70,456	3,786.11	2.43%	
INE129A01019	GAIL (India) Limited	Gas	27,79,506	3,766.23	2.43%	
INE775A01035	Motherhood Systems Limited	Auto Ancillaries	18,48,859	3,724.53	2.40%	
INE545U01014	Bandhan Bank Limited	Banks	10,42,196	3,532.00	2.27%	
INE079A01024	Ambuja Cements Limited	Cement & Cement Products	11,31,933	3,495.98	2.25%	
INE797F01012	Jubilant Foodworks Limited	Leisure Services	1,17,928	3,432.83	2.21%	
INE196A01026	Marico Limited	Consumer Non Durables	7,95,826	3,273.23	2.11%	
INE140A01024	Piramal Enterprises Limited	Finance	1,94,166	3,228.71	2.08%	
INE259A01022	Colgate Palmolive (India) Limited	Consumer Non Durables	2,05,332	3,201.84	2.06%	
INE931S01010	Adani Transmission Limited	Power	3,45,697	3,140.31	2.02%	
INE121J01017	Indus Towers Limited	Telecom - Equipment & Accessories	12,45,624	3,051.78	1.97%	
INE528G01035	Yes Bank Limited	Banks	1,91,36,510	2,985.30	1.92%	
INE463A01038	Berger Paints (I) Limited	Consumer Non Durables	3,74,117	2,862.00	1.84%	
INE214T01019	Larsen & Toubro Infotech Limited	Software	69,980	2,837.20	1.83%	
INE376G01013	Biocon Limited	Pharmaceuticals	6,84,070	2,797.16	1.80%	
INE203G01027	Indraprastha Gas Limited	Gas	5,39,244	2,762.82	1.78%	
INE271C01023	DLF Limited	Construction	9,53,428	2,736.82	1.76%	
INE726G01019	ICICI Prudential Life Insurance Company Limited	Insurance	5,97,345	2,681.77	1.71%	
INE883A01011	MRF Limited	Auto Ancillaries	3,203	2,634.77	1.70%	
INE347G01014	Petrocel LNG Limited	Gas	11,55,522	2,595.88	1.67%	
INE854D01024	United Spirits Limited	Consumer Non Durables	4,59,008	2,553.69	1.64%	
INE094A01015	Hindustan Petroleum Corporation Limited	Petroleum Products	10,85,945	2,546.54	1.64%	
INE003A01024	Siemens Limited	Industrial Capital Goods	1,37,169	2,529.40	1.63%	
INE012A01025	ACC Limited	Cement & Cement Products	1,30,195	2,477.94	1.60%	
INE646L01027	InterGlobe Aviation Limited	Transportation	1,48,239	2,419.19	1.56%	
INE127D01025	HDFC Asset Management Company Limited	Capital Markets	82,022	2,394.22	1.54%	
INE866F01025	United Breweries Limited	Consumer Non Durables	1,71,093	2,124.03	1.37%	
INE118A01012	Bajaj Holdings & Investment Limited	Finance	62,969	2,073.60	1.34%	
INE414G01012	Muthoot Finance Limited	Finance	1,66,889	2,012.51	1.30%	
INE584A01023	NMDC Limited	Minerals/Mining	14,44,853	1,955.61	1.26%	
INE85A01028	Torrent Pharmaceuticals Limited	Pharmaceuticals	75,608	1,924.26	1.24%	
INE323A01026	Bosch Limited	Auto Ancillaries	13,178	1,856.57	1.20%	
INE540L01014	Alkem Laboratories Limited	Pharmaceuticals	64,475	1,785.83	1.15%	
INE010B01027	Cadila Healthcare Limited	Pharmaceuticals	3,94,320	1,738.56	1.12%	
INE018E01016	SBI Cards and Payment Services Limited	Finance	1,77,378	1,646.51	1.06%	
INE179A01014	Procter & Gamble Hygiene and Health Care Limited	Consumer Non Durables	11,833	1,500.30	0.97%	
INE160A01022	Punjab National Bank	Banks	37,12,875	1,360.77	0.88%	
INE358A01014	Abbott India Limited	Pharmaceuticals	6,678	1,000.58	0.64%	
Subtotal				1,54,951.12	99.80%	
(b) UNLISTED				NIL	NIL	NIL
Subtotal				NIL	NIL	NIL
Total				1,54,951.12	99.80%	
Money Market Instruments						
Triparty Repo/ Reverse Repo Instrument						
Triparty Repo				125.67	0.08%	
Reverse Repo				76.85	0.05%	
Total				202.52	0.13%	
OTHERS						
Cash Margin - CCIL				0.25	0.00%	
Total				0.25	0.00%	
Net Current Assets				156.54	0.07%	
GRAND TOTAL				1,55,290.53	100.00%	

§ Less Than 0.01% of NAV

Details of the Equity shares have been lent under Securities Lending and Borrowing as follows:-

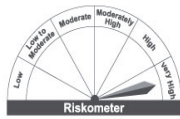
Name of the Instrument	Quantity
Muthoot Finance Limited	5,000
United Breweries Limited	20,000



Investors understand that their principal will be at Very High risk

Monthly Portfolio Statement as on March 31,2021

ISIN	Name of the Instrument	Industry / Rating	Quantity	Market/Fair Value (Rs. in Lacs)	% to NAV	YIELD
Equity & Equity related						
(a) Listed / awaiting listing on Stock Exchanges						
INE062A01020	State Bank of India	Banks	11,81,127	4,302.85	29.22%	
INE028A01039	Bank of Baroda	Banks	39,87,036	2,954.39	20.06%	
INE476A01014	Canara Bank	Banks	12,75,519	1,941.34	13.18%	
INE160A01022	Punjab National Bank	Banks	51,52,707	1,888.47	12.82%	
INE084A01016	Bank of India	Banks	11,80,275	800.82	5.44%	
INE692A01016	Union Bank of India	Banks	23,07,596	785.74	5.34%	
INE562A01011	Indian Bank	Banks	4,43,746	515.19	3.50%	
INE565A01014	Indian Overseas Bank	Banks	21,52,808	344.45	2.34%	
INE483A01010	Central Bank of India	Banks	19,23,858	313.59	2.13%	
INE457A01014	Bank of Maharashtra	Banks	15,03,614	312.75	2.12%	
INE691A01018	UCO Bank	Banks	19,48,564	214.34	1.46%	
INE168A01041	The Jammu & Kashmir Bank Limited	Banks	7,47,542	191.74	1.30%	
INE608A01012	Punjab & Sind Bank	Banks	1,19,912	21.10	0.14%	
	Subtotal			14,586.77	99.05%	
(b) UNLISTED						
	Subtotal			NIL	NIL	NIL
	Total			14,586.77	99.05%	
Money Market Instruments						
Triparty Repo/ Reverse Repo Instrument						
	Triparty Repo			31.85	0.22%	
	Reverse Repo			19.48	0.13%	
	Total			51.33	0.35%	
OTHERS						
	Cash Margin - CCIL			0.74	0.01%	
	Total			0.74	0.01%	
	Net Current Assets			86.91	0.59%	
	GRAND TOTAL			14,725.75	100.00%	



Investors understand that their principal
will be at Very High risk

Monthly Portfolio Statement as on March 31,2021

ISIN	Name of the Instrument	Industry / Rating	Quantity	Market/Fair Value (Rs. in Lacs)	% to NAV	YIELD
	Gold					
	GOLD 995 1KG BAR		11.817	5,20,428.53	98.62%	
	Total			5,20,428.53	98.62%	
	Money Market Instruments					
	Triparty Repo/ Reverse Repo Instrument					
	Triparty Repo			229.25	0.04%	
	Reverse Repo			140.20	0.03%	
	Total			369.45	0.07%	
	OTHERS					
	Cash Margin - CCIL			0.37	\$0.00%	
	Total			0.37	0.00%	
	Net Current Assets			6,937.34	1.31%	
	GRAND TOTAL			5,27,735.69	100.00%	

\$ Less Than 0.01% of NAV

Aggregate value of investments made by other schemes of Nippon India Mutual Fund are amounting to Rs 2962.56 Lacs.



Investors understand that their principal will be at Moderately High risk

Monthly Portfolio Statement as on March 31,2021

ISIN	Name of the Instrument	Industry / Rating	Quantity	Market/Fair Value (Rs. in Lacs)	% to NAV	YIELD
	Money Market Instruments					
	Triparty Repo/ Reverse Repo Instrument					
	Triparty Repo			1,80,738.16	61.89%	
	Reverse Repo			1,10,526.74	37.85%	
	Total			2,91,264.90	99.74%	
	OTHERS					
	Cash Margin - CCIL			314.76	0.11%	
	Total			314.76	0.11%	
	Net Current Assets			437.80	0.15%	
	GRAND TOTAL			2,92,017.26	100.00%	



Monthly Portfolio Statement as on March 31, 2021

ISIN	Name of the Instrument	Industry / Rating	Quantity	Market/Fair Value (Rs. in Lacs)	% to NAV	YIELD
Equity & Equity related						
(a) Listed / awaiting listing on Stock Exchanges						
INE040A01034	HDFC Bank Limited	Banks	1,57,43,537	2,35,153.34	28.48%	
INE090A01021	ICICI Bank Limited	Banks	2,90,90,526	1,89,335.95	20.51%	
INE238A01034	Axis Bank Limited	Banks	1,56,55,078	1,09,186.34	13.22%	
INE237A01028	Kotak Mahindra Bank Limited	Banks	61,68,551	1,08,134.70	13.10%	
INE062A01020	State Bank of India	Banks	2,71,91,713	99,059.41	12.00%	
INE095A01012	IndusInd Bank Limited	Banks	39,99,150	38,189.89	4.62%	
INE949L01017	AU Small Finance Bank Limited	Banks	15,04,051	18,487.48	2.24%	
INE545U01014	Bandhan Bank Limited	Banks	47,93,046	16,243.63	1.97%	
INE171A01029	The Federal Bank Limited	Banks	1,41,50,119	10,725.79	1.30%	
INE092T01019	IDFC First Bank Limited	Banks	1,48,80,299	8,288.33	1.00%	
INE976G01028	RBL Bank Limited	Banks	31,77,958	6,595.85	0.80%	
INE160A01022	Punjab National Bank	Banks	1,70,75,441	6,258.15	0.76%	
Subtotal				8,25,618.87	100.00%	
(b) UNLISTED						
Subtotal				0.00	0.00%	
Total				8,25,618.87	100.00%	
Money Market Instruments						
Triparty Repo/ Reverse Repo Instrument						
Triparty Repo				268.19	0.03%	
Reverse Repo				164.01	0.02%	
Total				432.20	0.05%	
OTHERS						
Cash Margin - CCIL				2.39	\$0.00%	
Total				2.39	0.00%	
Net Current Assets				(343.27)	-0.55%	
GRAND TOTAL				8,25,719.19	100.00%	

\$ Less Than 0.01% of NAV

Details of the Equity shares have been lent under Securities Lending and Borrowing as follows:-

Name of the Instrument	Quantity
HDFC Bank Limited	3,00,000
IDFC First Bank Limited	11,00,000
Kotak Mahindra Bank Limited	75,000

This is with reference to Gazette notification (Reference no: G.S.R.174(E)) issued by Ministry of Finance on 13th March 2020, for Yes Bank Limited reconstruction scheme, 2020. As per point 3(8)(a) of the notification, there shall be a lock-in period of three years from the commencement of the above said scheme to the extent of 75% of shares held by existing shareholders on the date of commencement of the scheme which came into force from March 13, 2020.

Taking into account the above development, the valuation committee of Nippon India Mutual Fund has decided to mark down the 75% locked-in shares of YES Bank to ZERO, as on March 16, 2020.

For any future distribution of realised proceeds of these locked-in YES Bank shares to the underlying unitholders, following Reconstituted Portfolio was created

ISIN	Name of the Instrument	Industry / Rating	Quantity	Market/Fair Value (Rs. in Lacs)	% to NAV
Equity & Equity related					
(a) Listed / awaiting listing on Stock Exchanges					
INE528G01035	Yes Bank Limited	Banks	10564365	0	0.00%
Total				0	0.00%
Net Current Assets				0	0.00%
GRAND TOTAL				0	0.00%



Monthly Portfolio Statement as on March 31,2021

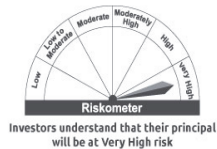
ISIN	Name of the Instrument	Industry / Rating	Quantity	Market/Fair Value (Rs. in Lacs)	% to NAV	YIELD
Equity & Equity related						
(a) Listed / awaiting listing on Stock Exchanges						
INE009A01021	Infosys Limited	Software	14,660	200.56	26.73%	
INE467B01020	Tata Consultancy Services Limited	Software	4,097	130.20	17.36%	
INE030A01027	Hindustan Unilever Limited	Consumer Non Durables	3,532	85.88	11.45%	
INE021A01026	Asian Paints Limited	Consumer Non Durables	1,783	45.24	6.03%	
INE860A01027	HCL Technologies Limited	Software	4,294	42.19	5.62%	
INE280A01028	Titan Company Limited	Consumer Durables	1,650	25.71	3.43%	
INE699C01036	Tech Mahindra Limited	Software	2,451	24.30	3.24%	
INE239A01016	Nestle India Limited	Consumer Non Durables	141	24.20	3.23%	
INE047A01021	Grasim Industries Limited	Cement & Cement Products	1,509	21.89	2.92%	
INE089A01023	Dr. Reddy's Laboratories Limited	Pharmaceuticals	480	21.68	2.89%	
INE381B01024	Divi's Laboratories Limited	Pharmaceuticals	504	18.26	2.43%	
INE216A01030	Britannia Industries Limited	Consumer Non Durables	467	16.93	2.26%	
INE059A01026	Digipix Limited	Pharmaceuticals	2,010	16.38	2.18%	
INE192A01025	Tata Consumer Products Limited	Consumer Non Durables	2,369	15.14	2.02%	
INE158A01026	Hero MotoCorp Limited	Auto	514	14.98	2.00%	
INE213A01029	Oil & Natural Gas Corporation Limited	Oil	14,431	14.74	1.97%	
INE628A01036	UPL Limited	Pesticides	2,176	13.97	1.86%	
INE522F01014	Coal India Limited	Minerals/Mining	8,288	10.80	1.44%	
Subtotal				743.05	99.06%	
(a) UNLISTED				NIL	NIL	NIL
Subtotal				NIL	NIL	NIL
Total				743.05	99.06%	
Net Current Assets				7.13	0.94%	
GRAND TOTAL				750.18	100.00%	



Monthly Portfolio Statement as on March 31, 2021

ISIN	Name of the Instrument	Industry / Rating	Quantity	Market/Fair Value (Rs. in Lacs)	% to NAV	YIELD
Equity & Equity related						
(a) Listed Foreign Securities/Overseas ETFs						
KYG875721634	Tencent Holdings	Interactive Media & Services	7,494	430.25	9.53%	
HK0000069689	AIA Group Ltd	Life & Health Insurance	47,953	425.61	9.43%	
GB0005405286	HSBC HOLDINGS PLC	Diversified Banks	82,958	355.26	7.87%	
CNE1000002H1	China Construct BK-H	Diversified Banks	4,33,714	266.97	5.92%	
KYG596691041	Meltan	Internet & Direct Marketing Retail	7,981	224.00	4.96%	
KYG017191142	Alibaba Group Holding Limited	Internet & Direct Marketing Retail	10,754	222.88	4.93%	
CNE1000003B6	Ping An Insurance Group Co Of China Ltd	Life & Health Insurance	23,885	208.06	4.61%	
HK0389045442	HK EX & Clearing Ltd	Financial Exchanges & Data	4,828	207.85	4.61%	
KYG983071067	Xiaomi Corporation	Technology Hardware, Storage & Peripherals	65,575	158.93	3.44%	
CNE1000003G1	Industrial and Commercial Bank of China Ltd	Diversified Banks	2,95,756	155.33	3.44%	
KYG970081173	WuXi Biologics (Cayman) Inc.	Life Sciences Tools & Services	13,091	119.95	2.66%	
HK0941009539	China Mobile	Wireless Telecommunication Services	24,625	118.09	2.62%	
CNE100000125	Bank Of China Ltd	Diversified Banks	3,18,471	98.72	1.97%	
HK0869013440	Technic Industries Co Ltd.	Industrial Machinery	6,245	78.17	1.73%	
KYG217651051	CK Hutchison Holdings Limited	Industrial Conglomerates	10,821	63.09	1.40%	
HK0016000132	Sun Hung Kai Properties	Diversified Real Estate Activities	5,216	57.83	1.28%	
HK0027032886	Galaxy Entertainment Group Ltd	Casinos & Gaming	8,707	57.37	1.27%	
HK0823032773	Link REIT NPV	Retail REITs	8,345	55.61	1.23%	
HK0863013259	Cnooc Ltd	Oil & Gas Exploration & Production	71,596	54.78	1.21%	
HK0020073556	CLP Holdings Ltd	Electric Utilities	7,607	54.06	1.20%	
KYG040110559	Anta Sports Products Ltd	Footwear	4,335	51.74	1.15%	
KYG8087W1015	Shenzhen International Group	Apparel, Accessories and Luxury Goods	3,314	50.25	1.11%	
HK0003000038	The Hong Kong China Gas Company Limited	Gas Utilities	42,746	49.49	1.10%	
KYG8586D1097	Sunny Optical Tech	Electronic Components	2,857	47.65	1.06%	
KYG210961051	China Mengniu Dairy Co	Packaged Foods & Meats	11,077	46.39	1.03%	
KYG210910552	China Resources Land Ltd	Real Estate Development	12,864	45.59	1.01%	
CNE1000002L3	China Life Insurance Co Ltd	Life & Health Insurance	29,830	45.09	1.00%	
KYG3777B1032	Geely Auto	Automobile Manufacturers	23,612	43.96	0.97%	
HK0011000095	Hang Seng Bank	Diversified Banks	3,065	43.42	0.96%	
KYG2177B1014	CK Asset Holdings Limited	Real Estate Development	9,638	42.82	0.95%	
KYG7800X1079	Sands China Ltd	Casinos & Gaming	11,350	41.50	0.92%	
HK2388011192	BOC Hong Kong Holdings Ltd	Diversified Banks	14,835	37.91	0.84%	
CNE1000002Q2	China Petroleum -H-	Integrated Oil & Gas	97,167	37.86	0.84%	
KYG5635P1090	Longfor Group Holdings Ltd	Real Estate Development	7,143	34.62	0.77%	
KYG8167W1380	Sino Biopharmaceutical Ltd	Pharmaceuticals	45,369	33.22	0.74%	
BMG0171K1018	Alibaba Health Information Technology Ltd	Health Care Technology	15,862	32.84	0.73%	
HK1093012172	CSPC Pharmaceutical Group Ltd	Pharmaceuticals	36,002	31.85	0.71%	
HK0060099894	MTR Corp Limited	Railroads	7,409	30.72	0.68%	
HK0688002218	China Overseas Land & Invest Ltd	Real Estate Development	15,370	29.22	0.65%	
KYG245241032	Country Garden Holdings Co Ltd	Real Estate Development	30,919	29.04	0.64%	
KYG9593A1040	Wharf Real Estate Investment Company Ltd	Real Estate Operating Companies	6,694	27.44	0.61%	
HK0006000050	Power Assets Holdings Ltd	Electric Utilities	5,561	24.02	0.53%	
HK0000060585	New World Development	Diversified Real Estate Activities	6,132	23.20	0.51%	
CNE1000003W8	Petrochina Company Ltd	Integrated Oil & Gas	84,583	22.37	0.50%	
KYG960071028	WH Group Limited	Packaged Foods & Meats	35,406	20.99	0.47%	
KYG4290A1013	Haidilao International Holding Ltd	Restaurants	4,166	20.84	0.46%	
HK0267001375	Citic Pacific	Industrial Conglomerates	29,155	20.20	0.45%	
HK0012000102	Henderson Land Development Co Limited	Real Estate Development	5,823	19.13	0.42%	
KYG1674K1013	Budweiser Brewing Company APAC Limited	Brewers	7,964	17.39	0.39%	
CNE100000205	Bank Of Communications	Diversified Banks	35,090	16.35	0.36%	
HK0101000501	Hang Lung Properties Ltd	Diversified Real Estate Activities	8,115	15.43	0.34%	
BMG2178K1009	CK Infrastructure Holdings Ltd	Electric Utilities	3,188	13.86	0.31%	
KYG4402L1510	Hengan International Group Co Ltd	Personal Products	2,853	13.72	0.30%	
KYG2953R1149	AAC Technologies Holdings Inc	Electronic Manufacturing Services	2,906	10.71	0.24%	
HK0000049939	China Unicom Hong Kong Ltd	Integrated Telecommunication Services	24,533	10.14	0.22%	
Subtotal				4,483.58	99.36%	
(b) UNLISTED				NIL	NIL	NIL
Subtotal				NIL	NIL	NIL
Total				4,483.58	99.36%	
Money Market Instruments						
Triparty Repo/ Reverse Repo Instrument						
	Triparty Repo			14.55	0.32%	
	Reverse Repo			8.50	0.20%	
Total				23.45	0.52%	
OTHERS						
	Cash Margin - CCIL			0.06	0.00%	
Total				0.06	0.00%	
Net Current Assets				5.78	0.12%	
GRAND TOTAL				4,512.87	100.00%	

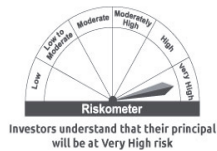
§ Less Than 0.01% of NAV



Monthly Portfolio Statement as on March 31, 2021

ISIN	Name of the Instrument	Industry / Rating	Quantity	Market/Fair Value (Rs. in Lacs)	% to NAV	YIELD
Equity & Equity related						
(a) Listed / awaiting listing on Stock Exchanges						
INE002A01018	Reliance Industries Limited	Petroleum Products	21,822	437.12	19.47%	
INE018A01030	Larsen & Toubro Limited	Construction Project	20,704	293.77	13.08%	
INE397D01024	Bharti Airtel Limited	Telecom - Services	41,422	214.28	9.54%	
INE481G01011	UltraTech Cement Limited	Cement & Cement Products	1,979	133.34	5.94%	
INE047A01021	Grasim Industries Limited	Cement & Cement Products	6,541	94.88	4.23%	
INE752E01010	Power Grid Corporation of India Limited	Power	43,942	94.76	4.22%	
INE742F01042	Adani Ports and Special Economic Zone Limited	Transportation	12,538	88.07	3.92%	
INE733E01010	NTPC Limited	Power	81,445	86.78	3.86%	
INE029A01011	Bharat Petroleum Corporation Limited	Petroleum Products	15,989	68.42	3.05%	
INE070A01015	Shree Cement Limited	Cement & Cement Products	229	67.48	3.01%	
INE213A01029	Oil & Natural Gas Corporation Limited	Oil	62,537	63.88	2.85%	
INE437A01024	Apollo Hospitals Enterprise Limited	Healthcare Services	1,725	50.07	2.23%	
INE129A01019	GAIL (India) Limited	Gas	30,924	41.90	1.87%	
INE242A01010	Indian Oil Corporation Limited	Petroleum Products	43,570	40.02	1.77%	
INE079A01024	Ambuja Cements Limited	Cement & Cement Products	12,594	38.90	1.73%	
INE121J01017	Indus Towers Limited	Telecom - Equipment & Accessories	13,859	33.95	1.51%	
INE203G01027	Indraprastha Gas Limited	Gas	5,999	30.74	1.37%	
INE271C01023	DLF Limited	Construction	10,608	30.45	1.36%	
INE245A01021	Tata Power Company Limited	Power	29,029	28.97	1.33%	
INE83A01011	MRF Limited	Auto Ancillaries	96	29.61	1.32%	
INE347G01014	Petronet LNG Limited	Gas	12,856	28.88	1.29%	
INE094A01015	Hindustan Petroleum Corporation Limited	Petroleum Products	12,082	28.33	1.26%	
INE003A01024	Siemens Limited	Industrial Capital Goods	1,526	28.14	1.25%	
INE111A01025	Container Corporation of India Limited	Transportation	4,700	28.11	1.25%	
INE208A01029	Ashok Leyland Limited	Auto	24,656	27.98	1.25%	
INE012A01025	ACC Limited	Cement & Cement Products	1,449	27.58	1.23%	
INE646L01027	InterGlobe Aviation Limited	Transportation	1,649	26.91	1.20%	
INE787D01026	Balkrishna Industries Limited	Auto Ancillaries	1,392	23.50	1.05%	
INE331A01037	The Ramco Cements Limited	Cement & Cement Products	2,183	21.89	0.97%	
INE302A01020	Exide Industries Limited	Auto Ancillaries	7,868	14.45	0.64%	
	Subtotal			2,224.16	99.06%	
	(b) UNLISTED			NIL	NIL	NIL
	Subtotal			NIL	NIL	NIL
	Total			2,224.16	99.06%	
Money Market Instruments						
	Triparty Repo/ Reverse Repo Instrument					
	Triparty Repo			9.70	0.43%	
	Reverse Repo			5.93	0.26%	
	Total			15.63	0.69%	
OTHERS						
	Cash Margin - CCIL			0.02	0.00%	
	Total			0.02	0.00%	
	Net Current Assets			5.48	0.25%	
	GRAND TOTAL			2,245.29	100.00%	

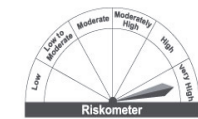
§ Less Than 0.01% of NAV



Monthly Portfolio Statement as on March 31, 2021

ISIN	Name of the Instrument	Industry / Rating	Quantity	Market/Fair Value (Rs. in Lacs)	% to NAV	YIELD
Equity & Equity related						
(a) Listed / awaiting listing on Stock Exchanges						
INE733E01010	NTPC Limited	Power	25,42,01,326	2,70,851.51	20.12%	
INE213A01029	Oil & Natural Gas Corporation Limited	Oil	25,86,93,400	2,82,212.31	19.48%	
INE752E01010	Power Grid Corporation of India Limited	Power	12,09,92,266	2,60,919.82	15.39%	
INE522F01014	Coal India Limited	Minerals/Mining	15,77,75,061	2,05,659.79	15.28%	
INE263A01024	Bharat Electronics Limited	Aerospace & Defense	8,99,01,261	1,12,466.48	8.36%	
INE584A01023	NMDC Limited	Minerals/Mining	7,06,14,543	95,576.78	7.10%	
INE948E01016	NHPC Limited	Power	18,90,94,077	46,233.50	3.43%	
INE274J01014	Oil India Limited	Oil	2,89,45,826	33,089.47	2.46%	
INE095N01031	NBCC (India) Limited	Construction	5,15,04,230	24,103.98	1.79%	
INE002L01015	SJVN Limited	Power	3,84,68,047	10,020.93	0.74%	
INE704P01017	Cochin Shipyard Limited	Industrial Capital Goods	26,74,288	10,009.86	0.74%	
INE589A01014	NLC India Limited	Power	1,67,05,833	8,419.74	0.63%	
Subtotal				13,39,564.17	99.52%	
(b) UNLISTED						
Subtotal				NIL	NIL	NIL
Total				13,39,564.17	99.52%	
Money Market Instruments						
Triparty Repo/ Reverse Repo Instrument						
Triparty Repo				5,138.32	0.38%	
Reverse Repo				3,142.23	0.23%	
Total				8,280.55	0.61%	
OTHERS						
Cash Margin - CCIL				2.17	\$0.00%	
Total				2.17	0.00%	
Net Current Assets				(1,883.51)	-0.13%	
GRAND TOTAL				13,45,963.38	100.00%	

§ Less Than 0.01% of NAV

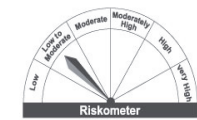


Investors understand that their principal will be at Very High risk

Monthly Portfolio Statement as on March 31,2021

ISIN	Name of the Instrument	Industry / Rating	Quantity	Market/Fair Value (Rs. in Lacs)	% to NAV	YIELD
Debt Instruments						
(a) Listed / awaiting listing on Stock Exchange						
Non Convertible Debentures						
INE031A08640	8.4% Housing & Urban Development Corporation Limited **	ICRA AAA	51	530.04	9.73%	4.41%
INE261F08A7	8.6% National Bank For Agriculture and Rural Development **	CRISIL AAA	50	518.26	9.52%	4.03%
INE018A08AR3	7.87% Larsen & Toubro Limited **	CRISIL AAA	50	517.96	9.51%	4.28%
INE752E07MF1	8.2% Power Grid Corporation of India Limited **	CRISIL AAA	43	444.07	8.15%	3.97%
INE020B08BD5	8.83% REC Limited **	CRISIL AAA	25	259.22	4.76%	4.05%
INE020B08922	8.27% REC Limited **	CARE AAA	21	218.00	4.00%	4.05%
INE514E08AQ5	9% Export Import Bank of India **	CRISIL AAA	19	187.85	3.63%	3.95%
INE001A07RS3	8.58% Housing Development Finance Corporation Limited **	CRISIL AAA	16	166.53	3.06%	4.15%
INE906B07FE6	7.17% National Highways Auth Of Ind **	CRISIL AAA	13	132.94	2.44%	3.90%
INE906B07FG1	7.6% National Highways Auth Of Ind	CRISIL AAA	11	113.66	2.09%	4.00%
INE002A08575	8.3% Reliance Industries Limited	CRISIL AAA	4	41.48	0.76%	4.15%
Zero Coupon Bonds						
INE296A07Q05	Bajaj Finance Limited **	CRISIL AAA	50	640.25	11.76%	4.80%
INE75607C18	HDB Financial Services Limited **	CRISIL AAA	50	639.99	11.75%	4.80%
INE115A07NM3	LIC Housing Finance Limited **	CRISIL AAA	50	639.14	11.74%	4.23%
INE660A07PW2	Sundaram Finance Limited **	CRISIL AAA	10	95.71	1.76%	4.58%
Subtotal				5,155.10	94.66%	
(b) Privately placed / Unlisted				NIL	NIL	NIL
Subtotal				NIL	NIL	NIL
(c) Securitised Debt						
Subtotal				NIL	NIL	
Total				5,155.10	94.66%	
Money Market Instruments						
Certificate of Deposit						
INE261F16595	National Bank For Agriculture and Rural Development **	ICRA A1+	120	115.90	2.13%	4.00%
Triparty Repo/ Reverse Repo Instrument						
Triparty Repo				53.25	0.98%	
Reverse Repo				32.56	0.60%	
Total				201.71	3.71%	
Net Current Assets				89.02	1.63%	
GRAND TOTAL				5,445.83	100.00%	

** Non Traded Securities/Illiquid Securities

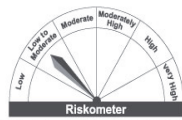


Investors understand that their principal
will be at Low to Moderate risk

Monthly Portfolio Statement as on March 31,2021

ISIN	Name of the Instrument	Industry / Rating	Quantity	Market/Fair Value (Rs. in Lacs)	% to NAV	YIELD
Debt Instruments						
(a) Listed / awaiting listing on Stock Exchange						
Non Convertible Debentures						
INE031A08640	8.4% Housing & Urban Development Corporation Limited **	ICRA AAA	130	1,351.08	9.79%	4.41%
INE752E07MF1	8.2% Power Grid Corporation of India Limited **	CRISIL AAA	130	1,342.55	9.73%	3.97%
INE261F08A17	8.6% National Bank For Agriculture and Rural Development **	CRISIL AAA	129	1,337.12	9.69%	4.03%
INE018A08AR3	7.87% Larsen & Toubro Limited **	CRISIL AAA	128	1,325.98	9.61%	4.28%
INE906B07FG1	7.6% National Highways Auth Of Ind	CRISIL AAA	111	1,146.90	8.31%	4.00%
INE022A08575	8.3% Reliance Industries Limited	CRISIL AAA	56	580.78	4.21%	4.15%
INE556F08JK7	7.95% Small Industries Dev Bank of India **	ICRA AAA	47	488.00	3.54%	4.20%
INE514E08AQ5	9% Export Import Bank of India **	CRISIL AAA	25	260.32	1.89%	3.95%
INE020B08922	8.27% REC Limited **	CARE AAA	13	134.95	0.98%	4.05%
INE881G08035	9.95% Food Corporation Of India	CRISIL AAA(CE)	11	115.85	0.84%	4.00%
INE134E08JW1	8.18% Power Finance Corporation Limited	CRISIL AAA	11	114.21	0.83%	4.05%
INE752E070D2	7.2% Power Grid Corporation of India Limited **	CRISIL AAA	4	40.94	0.30%	3.80%
Zero Coupon Bonds						
INE75607C18	HDB Financial Services Limited **	CRISIL AAA	130	1,663.96	12.06%	4.80%
INE296A07Q05	Bajaj Finance Limited **	CRISIL AAA	129	1,651.86	11.97%	4.80%
INE115A07NM3	LIC Housing Finance Limited **	CRISIL AAA	128	1,636.19	11.86%	4.23%
Subtotal				13,190.70	95.61%	
(b) Privately placed / Unlisted				NIL	NIL	NIL
(c) Securitised Debt				NIL	NIL	NIL
Subtotal				NIL	NIL	
Total				13,190.70	95.61%	
Money Market Instruments						
Certificate of Deposit						
INE261F16595	National Bank For Agriculture and Rural Development **	ICRA A1+	240	231.80	1.68%	4.00%
INE556F16861	Small Industries Dev Bank of India **	CARE A1+	130	125.13	0.91%	3.97%
Triparty Repo/ Reverse Repo Instrument						
Triparty Repo				15.57	0.11%	
Reverse Repo				9.52	0.07%	
Total				382.02	2.77%	
Net Current Assets				223.08	1.62%	
GRAND TOTAL				13,795.80	100.00%	

** Non Traded Securities/Illiquid Securities

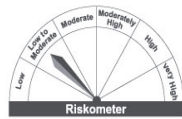


Investors understand that their principal
will be at Low to Moderate risk

Monthly Portfolio Statement as on March 31, 2021

ISIN	Name of the Instrument	Industry / Rating	Quantity	Market/Fair Value (Rs. in Lacs)	% to NAV	YIELD
Debt Instruments						
(a) Listed / awaiting listing on Stock Exchange						
Government Securities						
IN1620150145	8.21% State Government Securities	SOVEREIGN	2,00,000	207.38	4.40%	4.39%
Non Convertible Debentures						
INE261F08A17	8.6% National Bank For Agriculture and Rural Development **	CRISIL AAA	44	456.07	9.68%	4.03%
INE018A08AR3	7.87% Larsen & Toubro Limited **	CRISIL AAA	44	455.81	9.67%	4.28%
INE314E08AQ25	9% Export Import Bank of India **	CRISIL AAA	40	416.52	8.84%	3.95%
INE031A08940	8.4% Housing & Urban Development Corporation Limited **	ICRA AAA	40	415.72	8.92%	4.41%
INE906B07FG1	7.6% National Highways Auth Of Ind	CRISIL AAA	31	320.31	6.80%	4.00%
INE556F08J11	8.81% Small Industries Dev Bank of India **	CARE AAA	15	155.68	3.30%	3.98%
INE002A08575	8.3% Reliance Industries Limited	CRISIL AAA	15	155.57	3.30%	4.15%
INE906B07FE6	7.17% National Highways Auth Of Ind **	CRISIL AAA	5	51.13	1.09%	3.90%
INE134E08JW1	8.18% Power Finance Corporation Limited	CRISIL AAA	2	20.76	0.44%	4.05%
INE752E07MF1	8.2% Power Grid Corporation of India Limited **	CRISIL AAA	2	20.65	0.44%	3.97%
Zero Coupon Bonds						
INE296A07Q05	Bajaj Finance Limited **	CRISIL AAA	44	563.42	11.96%	4.80%
INE756I07C18	HDB Financial Services Limited **	CRISIL AAA	44	563.19	11.95%	4.80%
INE115A07NM3	LIC Housing Finance Limited **	CRISIL AAA	44	562.44	11.94%	4.23%
INE660A07PW2	Sundaram Finance Limited **	CRISIL AAA	8	76.56	1.63%	4.58%
Subtotal				4,441.21	94.26%	
(b) Privately placed / Unlisted						
Subtotal				NIL	NIL	NIL
(c) Securitised Debt						
Subtotal				NIL	NIL	
Total				4,441.21	94.26%	
Money Market Instruments						
Certificate of Deposit						
INE261F16595	National Bank For Agriculture and Rural Development **	ICRA A1+	100	96.58	2.05%	4.00%
INE556F16861	Small Industries Dev Bank of India **	CARE A1+	100	96.26	2.04%	3.97%
Triparty Repo/ Reverse Repo Instrument						
Triparty Repo					11.09	0.24%
Reverse Repo					6.78	0.14%
Total				210.71	4.47%	
Net Current Assets				58.57	1.27%	
GRAND TOTAL				4,711.48	100.00%	

** Non Traded Securities/Illiquid Securities

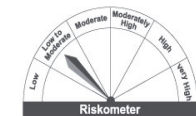


Investors understand that their principal will be at Low to Moderate risk

Monthly Portfolio Statement as on March 31,2021

ISIN	Name of the Instrument	Industry / Rating	Quantity	Market/Fair Value (Rs. in Lacs)	% to NAV	YIELD
Debt Instruments						
(a) Listed / awaiting listing on Stock Exchange						
Government Securities						
IN1620150145	8.21% State Government Securities	SOVEREIGN	6,00,000	622.13	4.53%	4.39%
Non Convertible Debentures						
INE031A08657	8.23% Housing & Urban Development Corporation Limited **	ICRA AAA	132	1,370.19	9.97%	4.41%
INE261F08A7	8.6% National Bank For Agriculture and Rural Development **	CRISIL AAA	130	1,347.48	9.81%	4.03%
INE018A08AR3	7.87% Larsen & Toubro Limited **	CRISIL AAA	123	1,274.18	9.27%	4.28%
INE752E07NO1	8.13% Power Grid Corporation of India Limited **	CRISIL AAA	100	1,039.35	7.56%	4.26%
INE002A06576	8.3% Reliance Industries Limited	CRISIL AAA	78	808.95	5.89%	4.15%
INE134E08JW1	8.18% Power Finance Corporation Limited	CRISIL AAA	43	446.44	3.25%	4.05%
INE752E07MF1	8.2% Power Grid Corporation of India Limited **	CRISIL AAA	41	423.42	3.08%	3.97%
INE556F08JK7	7.95% Small Industries Dev Bank of India **	ICRA AAA	38	394.55	2.87%	4.20%
INE906B07FG1	7.6% National Highways Auth Of Ind	CRISIL AAA	30	309.97	2.26%	4.00%
INE514E08A26	9% Export Import Bank of India **	CRISIL AAA	19	197.85	1.44%	3.85%
INE906B07FE6	7.17% National Highways Auth Of Ind **	CRISIL AAA	17	173.85	1.27%	3.90%
INE848E07427	8.78% NHPC Limited **	ICRA AAA	160	166.41	1.21%	3.95%
INE020B08922	8.27% REC Limited **	GARE AAA	14	145.34	1.06%	4.05%
INE861G08035	9.95% Food Corporation Of India	CRISIL AAA(CE)	2	21.06	0.15%	4.00%
Zero Coupon Bonds						
INE296A07Q05	Bajaj Finance Limited **	CRISIL AAA	129	1,651.86	12.02%	4.80%
INE756970CB	HDB Financial Services Limited **	CRISIL AAA	129	1,651.17	12.02%	4.80%
INE115A07NM3	LIC Housing Finance Limited **	CRISIL AAA	77	984.27	7.16%	4.23%
Subtotal				13,028.47	94.82%	
(b) Privately placed / Unlisted						
Subtotal				NIL	NIL	NIL
(c) Securitised Debt						
Subtotal				NIL	NIL	NIL
Total				13,028.47	94.82%	
Money Market Instruments						
Certificate of Deposit						
INE261F16595	National Bank For Agriculture and Rural Development **	ICRA A1+	240	231.80	1.69%	4.00%
INE556F16961	Small Industries Dev Bank of India **	CARE A1+	110	105.88	0.77%	3.97%
INE095A16L30	Industrial Bank Limited **	CRISIL A1+	50	48.12	0.35%	4.29%
Triparty Repo Reverse Repo Instrument						
Triparty Repo						
Reverse Repo				33.49	0.24%	
Total				439.77	3.20%	
Net Current Assets				272.56	1.98%	
GRAND TOTAL				13,740.80	100.00%	

** Non Traded Securities/Illiquid Securities



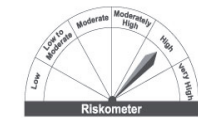
Riskometer
Investors understand that their principal
will be at Low to Moderate risk

Monthly Portfolio Statement as on March 31,2021

ISIN	Name of the Instrument	Industry / Rating	Quantity	Market/Fair Value (Rs. in Lacs)	% to NAV	YIELD
Debt Instruments						
(a) Listed / awaiting listing on Stock Exchange						
Non Convertible Debentures						
INE607M09048	8.45% Tata Power Renewable Energy Limited **	CARE AA(CE)	75	774.27	10.93%	5.44%
INE201P07169	9.68% G R Infra Projects Limited **	CRISIL AA	73	747.63	10.55%	7.34%
INE540P07293	10.15% U.P. Power Corporation Limited **	CRISIL A+(CE)	72	726.27	10.25%	8.28%
INE414G07CM0	8.75% Muthoot Finance Limited **	CRISIL AA+	49,000	494.53	6.98%	4.45%
INE14807JN3	9.08% Indiabulls Housing Finance Limited **	CRISIL AA	50	475.54	6.71%	16.51%
INE205A07147	9.5% Vedanta Limited **	CRISIL AA-	47	470.49	6.64%	7.49%
INE296N09022	8% Walwhan Renewable Energy Limited **	CARE AA(CE)	38	388.19	5.48%	5.24%
INE582L07203	9% Tata Housing Development Company Limited **	CARE AA	23	233.87	3.30%	7.16%
INE669E08284	8.04% Vodafone Idea Limited **#	CARE B+	79	193.93	2.74%	
INE081A08181	2% Tata Steel Limited **	CARE AA	10	178.03	2.51%	4.82%
INE191H07185	11% PVR Limited **	CRISIL AA	14	141.38	1.99%	9.85%
INE205A07162	9.9% Vedanta Limited **	CRISIL AA-	11	110.36	1.56%	8.18%
INE556F08J11	9.81% Small Industries Dev Bank of India **	CARE AAA	6	62.27	0.86%	3.99%
INE694L07123	9.23% Talwandi Sabo Power Limited **	CRISIL AA-(CE)	6	60.03	0.85%	8.55%
INE191H07144	11% PVR Limited **	CRISIL AA	1	10.08	0.14%	9.78%
Zero Coupon Bonds						
INE265J07274	JM Financial Asset Reconstruction Company Limited **	ICRA AA-	72	931.29	13.14%	8.85%
INE587C07271	Nitco Capital India Limited **#	FITCH D	73	0.00	0.00%	
Subtotal				5,998.16	84.65%	
(b) Privately placed / Unlisted				NIL	NIL	NIL
Subtotal				NIL	NIL	NIL
(c) Securitized Debt						
Subtotal				NIL	NIL	NIL
Total				5,998.16	84.65%	
Money Market Instruments						
Certificate of Deposit						
INE095A16L30	IndusInd Bank Limited **	CRISIL A1+	580	558.15	7.88%	4.29%
INE556F16861	Small Industries Dev Bank of India **	CARE A1+	300	288.77	4.07%	3.97%
Triparty Repo/ Reverse Repo Instrument						
Triparty Repo						
Reverse Repo						
Total				880.17	12.42%	
Net Current Assets				208.42	2.93%	
GRAND TOTAL				7,086.75	100.00%	

** Non Traded Securities/Illiquid Securities
\$ Less Than 0.01% of NAV

Securities classified as below investment grade or default



Investors understand that their principal
will be at High risk

Monthly Portfolio Statement as on March 31, 2021

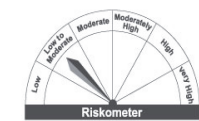
ISIN	Name of the Instrument	Industry / Rating	Quantity	Market/Fair Value (Rs. in Lacs)	% to NAV	YIELD
	Money Market Instruments					
	Triparty Repo/ Reverse Repo Instrument					
	Triparty Repo			2,83,463.74	62.07%	
	Reverse Repo			1,73,346.48	37.96%	
	Total			4,56,810.22	100.03%	
	OTHERS					
	Cash Margin - CCIL			471.37	0.10%	
	Total			471.37	0.10%	
	Net Current Assets			(582.87)	-0.13%	
	GRAND TOTAL			4,56,888.92	100.00%	



Monthly Portfolio Statement as on March 31,2021

ISIN	Name of the Instrument	Industry / Rating	Quantity	Market/Fair Value (Rs. in Lacs)	% to NAV	YIELD
Debt Instruments						
(a) Listed / awaiting listing on Stock Exchange						
Non Convertible Debentures						
INE115A07NS0	8.69% LIC Housing Finance Limited **	CRISIL AAA	26	270.85	10.06%	4.53%
INE031A08657	8.23% Housing & Urban Development Corporation Limited **	ICRA AAA	25	259.51	9.64%	4.41%
INE261F08A7	8.6% National Bank For Agriculture and Rural Development **	CRISIL AAA	25	259.13	9.63%	4.03%
INE018A08AR3	7.87% Larsen & Toubro Limited **	CRISIL AAA	25	258.98	9.62%	4.28%
INE848E07427	8.78% NHPC Limited **	ICRA AAA	220	228.81	8.50%	3.95%
INE906B07FG1	7.6% National Highways Auth Of Ind	CRISIL AAA	16	165.32	6.14%	4.00%
INE752E07MF1	8.2% Power Grid Corporation of India Limited **	CRISIL AAA	15	154.91	5.76%	3.97%
INE020B08922	8.27% REC Limited **	CARE AAA	13	134.95	5.01%	4.05%
INE001A07RS3	8.58% Housing Development Finance Corporation Limited **	CRISIL AAA	10	104.08	3.87%	4.15%
INE906B07FE6	7.17% National Highways Auth Of Ind **	CRISIL AAA	3	30.68	1.14%	3.90%
INE002A08575	8.3% Reliance Industries Limited	CRISIL AAA	1	10.37	0.39%	4.15%
Zero Coupon Bonds						
INE296A07Q05	Bajaj Finance Limited **	CRISIL AAA	25	320.13	11.89%	4.80%
INE756I07C18	HDB Financial Services Limited **	CRISIL AAA	25	319.99	11.89%	4.80%
Subtotal				2,517.71	93.54%	
(b) Privately placed / Unlisted				NIL	NIL	NIL
Subtotal				NIL	NIL	NIL
(c) Securitised Debt						
Subtotal				NIL	NIL	
Total				2,517.71	93.54%	
Money Market Instruments						
Certificate of Deposit						
INE261F16595	National Bank For Agriculture and Rural Development **	ICRA A1+	50	48.29	1.79%	4.00%
INE095A16L30	Industrial Bank Limited **	CRISIL A1+	50	48.12	1.79%	4.29%
Triparty Repo/ Reverse Repo Instrument						
Triparty Repo				18.26	0.68%	
Reverse Repo				11.16	0.41%	
Total				125.83	4.67%	
Net Current Assets				48.04	1.79%	
GRAND TOTAL				2,691.58	100.00%	

** Non Traded Securities/Illiquid Securities



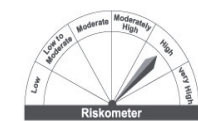
Riskometer
Investors understand that their principal
will be at Low to Moderate risk

Monthly Portfolio Statement as on March 31,2021

ISIN	Name of the Instrument	Industry / Rating	Quantity	Market/Fair Value (Rs. in Lacs)	% to NAV	YIELD
Debt Instruments						
(a) Listed / awaiting listing on Stock Exchange						
Non Convertible Debentures						
INE115A07NS0	8.69% LIC Housing Finance Limited **	CRISIL AAA	63	656.30	10.89%	4.53%
INE607M08048	8.45% Tata Power Renewable Energy Limited **	CARE AA(CE)	53	547.15	9.08%	5.44%
INE414G07CM0	8.75% Muthoot Finance Limited **	CRISIL AA+	53,000	534.90	8.88%	4.45%
INE201P07169	9.68% G R Infra Projects Limited **	CRISIL AA	51	522.32	8.67%	7.34%
INE205A07147	8.5% Vedanta Limited **	CRISIL AA-	52	520.54	8.64%	7.48%
INES2L07203	9% Tata Housing Development Company Limited **	CARE AA	36	366.06	6.05%	7.16%
INE540P07120	8.48% U.P. Power Corporation Limited **	FITCH AA(CE)	32	324.69	5.39%	5.97%
INE296N08022	8% Waluhan Renewable Energy Limited **	CARE AA(CE)	26	265.61	4.41%	5.24%
INE721A07NV9	9.1% Shriram Transport Finance Company Limited **	CRISIL AA+	25,000	251.40	4.17%	6.22%
INE540P07293	10.15% U.P. Power Corporation Limited **	CRISIL AA+(CE)	20	201.74	3.35%	8.28%
INE020B08BF0	8.45% REC Limited **	CRISIL AAA	18	187.55	3.11%	4.05%
INE699E08284	8.04% Vodafone Idea Limited **#	CARE B+	56	137.47	2.28%	
INE556F08J11	8.81% Small Industries Dev Bank of India **	CARE AAA	2	20.76	0.34%	3.98%
Zero Coupon Bonds						
INE265J07274	JM Financial Asset Reconstruction Company Limited **	ICRA AA-	51	659.66	10.95%	8.85%
Subtotal				5,196.15	86.24%	
(b) Privately placed / Unlisted						
Subtotal				NIL	NIL	NIL
(c) Securitised Debt						
Subtotal				NIL	NIL	NIL
Total				5,196.15	86.24%	
Money Market Instruments						
Certificate of Deposit						
INE095A16L30	Indusind Bank Limited **	CRISIL A1+	410	394.56	6.55%	4.29%
INE556F16861	Small Industries Dev Bank of India **	CARE A1+	200	192.51	3.20%	3.97%
Triparty Repo Reverse Repo Instrument						
Triparty Repo			29.75	29.75	0.49%	
Reverse Repo			18.19	18.19	0.30%	
Total				635.01	10.54%	
Net Current Assets				193.53	3.22%	
GRAND TOTAL				6,024.69	100.00%	

** Non Traded Securities/Illiquid Securities

Securities classified as below investment grade or default

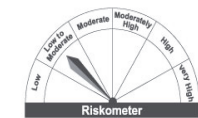


Investors understand that their principal
will be at High risk

Monthly Portfolio Statement as on March 31,2021

ISIN	Name of the Instrument	Industry / Rating	Quantity	Market/Fair Value (Rs. in Lacs)	% to NAV	YIELD
Debt Instruments						
(a) Listed / awaiting listing on Stock Exchange						
Non Convertible Debentures						
INE115A07NS0	8.69% LIC Housing Finance Limited **	CRISIL AAA	27	281.27	10.73%	4.53%
INE031A08657	8.23% Housing & Urban Development Corporation Limited **	ICRA AAA	27	280.27	10.69%	4.41%
INE261F08A17	8.6% National Bank For Agriculture and Rural Development **	CRISIL AAA	26	269.50	10.28%	4.03%
INE018A08AR3	7.87% Larsen & Toubro Limited **	CRISIL AAA	26	269.34	10.27%	4.28%
INE906B07FG1	7.6% National Highways Auth Of Ind	CRISIL AAA	23	237.65	9.07%	4.00%
INE861G08035	9.95% Food Corporation Of India	CRISIL AAA(CE)	21	221.17	8.44%	4.00%
INE556F08JK7	7.95% Small Industries Dev Bank of India **	ICRA AAA	11	114.21	4.36%	4.20%
INE002A08575	8.3% Reliance Industries Limited	CRISIL AAA	4	41.48	1.58%	4.15%
INE752E07MF1	8.2% Power Grid Corporation of India Limited **	CRISIL AAA	2	20.65	0.79%	3.97%
Zero Coupon Bonds						
INE75607C18	HDB Financial Services Limited **	CRISIL AAA	26	332.79	12.69%	4.80%
INE296A07Q05	Bajaj Finance Limited **	CRISIL AAA	23	294.52	11.23%	4.80%
INE860A07PW2	Sundaram Finance Limited **	CRISIL AAA	7	86.99	2.56%	4.58%
Subtotal				2,429.84	92.69%	
(b) Privately placed / Unlisted						
Subtotal				NIL	NIL	NIL
(c) Securitised Debt						
Subtotal				NIL	NIL	NIL
Total				2,429.84	92.69%	
Money Market Instruments						
Certificate of Deposit						
INE095A16L30	IndusInd Bank Limited **	CRISIL A1+	70	67.36	2.57%	4.29%
INE261F16595	National Bank For Agriculture and Rural Development **	ICRA A1+	30	28.98	1.11%	4.00%
Triparty Repo/ Reverse Repo Instrument						
Triparty Repo				31.58	1.20%	
Reverse Repo				19.31	0.74%	
Total				147.23	5.62%	
Net Current Assets				44.42	1.69%	
GRAND TOTAL				2,621.49	100.00%	

** Non Traded Securities/Illiquid Securities

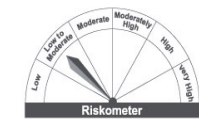


Investors understand that their principal
will be at Low to Moderate risk

Monthly Portfolio Statement as on March 31,2021

ISIN	Name of the Instrument	Industry / Rating	Quantity	Market/Fair Value (Rs. in Lacs)	% to NAV	YIELD
Debt Instruments						
(a) Listed / awaiting listing on Stock Exchange						
Non Convertible Debentures						
INE031A08657	8.23% Housing & Urban Development Corporation Limited **	ICRA AAA	49	508.83	10.08%	4.41%
INE020B08BF0	8.45% REC Limited **	CRISIL AAA	48	500.12	9.91%	4.05%
INE261F08A7	8.6% National Bank For Agriculture and Rural Development **	CRISIL AAA	48	497.53	9.86%	4.03%
INE861G08035	9.95% Food Corporation Of India	CRISIL AAA(CE)	39	410.74	8.14%	4.00%
INE752E07MF1	8.2% Power Grid Corporation of India Limited **	CRISIL AAA	28	289.16	5.73%	3.97%
INE306B07FE6	7.17% National Highways Auth Of Ind **	CRISIL AAA	26	265.89	5.27%	3.90%
INE001A07RS3	9.58% Housing Development Finance Corporation Limited **	CRISIL AAA	12	124.90	2.48%	4.15%
INE002A08575	8.3% Reliance Industries Limited	CRISIL AAA	3	31.11	0.62%	4.15%
INE752E07O02	7.2% Power Grid Corporation of India Limited **	CRISIL AAA	3	30.70	0.61%	3.80%
Zero Coupon Bonds						
INE75607C08	HDB Financial Services Limited **	CRISIL AAA	48	614.39	12.17%	4.80%
INE115A07NM3	LIC Housing Finance Limited **	CRISIL AAA	48	613.57	12.16%	4.23%
INE860A07PW2	Sundaram Finance Limited **	CRISIL AAA	45	430.67	8.53%	4.58%
INE296A07Q05	Bajaj Finance Limited **	CRISIL AAA	21	269.91	5.33%	4.80%
Subtotal				4,586.32	90.89%	
(b) Privately placed / Unlisted				NIL	NIL	NIL
Subtotal				NIL	NIL	NIL
(c) Securitised Debt						
Subtotal				NIL	NIL	
Total				4,586.32	90.89%	
Money Market Instruments						
Certificate of Deposit						
INE095A16L30	IndusInd Bank Limited **	CRISIL A1+	260	250.21	4.96%	4.29%
INE261F16595	National Bank For Agriculture and Rural Development **	ICRA A1+	100	96.58	1.91%	4.00%
Triparty Repo/ Reverse Repo Instrument						
Triparty Repo						
Reverse Repo						
Total				429.58	8.51%	
Net Current Assets				30.52	0.60%	
GRAND TOTAL				5,046.42	100.00%	

** Non Traded Securities/Illiquid Securities



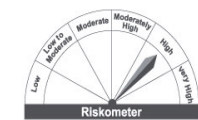
Investors understand that their principal
will be at Low to Moderate risk

Monthly Portfolio Statement as on March 31,2021

ISIN	Name of the Instrument	Industry / Rating	Quantity	Market/Fair Value (Rs. in Lacs)	% to NAV	YIELD
Debt Instruments						
(a) Listed / awaiting listing on Stock Exchange						
Non Convertible Debentures						
INE020B08BF0	8.45% REC Limited **	CRISIL AAA	30	312.58	9.86%	4.05%
INE607M08048	8.45% Tata Power Renewable Energy Limited **	CARE AA(CE)	26	268.41	8.46%	5.44%
INE201P07169	9.68% G R Infra Projects Limited **	CRISIL AA	26	266.28	8.40%	7.34%
INE540P07129	8.48% U.P. Power Corporation Limited **	FITCH AA(CE)	26	263.81	8.32%	5.97%
INE551J07648	10% JM Financial Credit Solution Limited **	ICRA AA	26,000	262.95	8.29%	8.97%
INE205A07147	8.5% Vedanta Limited **	CRISIL AA-	26	260.27	8.21%	7.48%
INE148J07JN3	9.08% Indiabulls Housing Finance Limited **	CRISIL AA	26	247.28	7.80%	16.51%
INE582L07203	9% Tata Housing Development Company Limited **	CARE AA	21	213.53	6.73%	7.16%
INE296N08022	8% Waluhan Renewable Energy Limited **	CARE AA(CE)	17	173.67	5.48%	5.24%
INE414G07CM0	8.75% Muthoot Finance Limited **	CRISIL AA+	17,000	171.57	5.41%	4.45%
INE699E08284	8.04% Vodafone Idea Limited **#	CARE B+	28	68.73	2.17%	
INE020B08922	8.27% REC Limited **	CARE AAA	1	10.38	0.33%	4.05%
Zero Coupon Bonds						
INE265J07274	JM Financial Asset Reconstruction Company Limited **	ICRA AA-	25	323.36	10.20%	8.85%
Subtotal				2,842.82	89.66%	
(b) Privately placed / Unlisted				NIL	NIL	NIL
Subtotal				NIL	NIL	NIL
(c) Securitised Debt						
Subtotal				NIL	NIL	
Total				2,842.82	89.66%	
Money Market Instruments						
Certificate of Deposit						
INE095A16L30	IndusInd Bank Limited **	CRISIL A1+	220	211.71	6.68%	4.29%
Triparty Repo/ Reverse Repo Instrument						
Triparty Repo				16.44	0.52%	
Reverse Repo				10.06	0.32%	
Total				238.21	7.52%	
Net Current Assets				90.22	2.82%	
GRAND TOTAL				3,171.25	100.00%	

** Non Traded Securities/Illiquid Securities

Securities classified as below investment grade or default



Investors understand that their principal
will be at High risk

INE850D01014	Godrej Agrovet Limited	Consumer Non Durables	7,229	37.87	0.12%
INE002L01015	SJVN Limited	Power	1,20,165	31.30	0.10%
INE248A01017	ITI Limited	Telecom - Equipment & Accessories	21,958	25.24	0.08%
	Subtotal			31,527.27	99.74%
	(b) UNLISTED			NIL	NIL
	Subtotal			NIL	NIL
	Total			31,527.27	99.74%
	Money Market Instruments				
	Triparty Repo/ Reverse Repo Instrument				
	Triparty Repo			48.09	0.15%
	Reverse Repo			29.41	0.09%
	Total			77.50	0.24%
	OTHERS				
	Cash Margin - CCIL			0.10	\$0.00%
	Total			0.10	0.00%
	Net Current Assets			(2.48)	0.02%
	GRAND TOTAL			31,602.38	100.00%

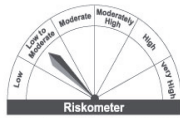
\$ Less Than 0.01% of NAV



Monthly Portfolio Statement as on March 31,2021

ISIN	Name of the Instrument	Industry / Rating	Quantity	Market/Fair Value (Rs. in Lacs)	% to NAV	YIELD
Debt Instruments						
(a) Listed / awaiting listing on Stock Exchange						
Non Convertible Debentures						
INE020B08BF0	8.45% REC Limited **	CRISIL AAA	26	270.90	9.94%	4.05%
INE115A07NS0	8.69% LIC Housing Finance Limited **	CRISIL AAA	26	270.85	9.94%	4.53%
INE031A08632	8.46% Housing & Urban Development Corporation Limited **	ICRA AAA	26	269.62	9.89%	4.06%
INE261F08A7	8.6% National Bank For Agriculture and Rural Development **	CRISIL AAA	26	269.50	9.89%	4.03%
INE018A08AR3	7.87% Larsen & Toubro Limited **	CRISIL AAA	25	258.98	9.50%	4.28%
INE861G08035	9.95% Food Corporation Of India	CRISIL AAA(CE)	21	221.17	8.12%	4.00%
INE752E070D2	7.2% Power Grid Corporation of India Limited **	CRISIL AAA	18	184.21	6.76%	3.80%
Zero Coupon Bonds						
INE296A070Q5	Bajaj Finance Limited **	CRISIL AAA	26	332.93	12.22%	4.80%
INE756I07C8	HDB Financial Services Limited **	CRISIL AAA	25	319.99	11.74%	4.80%
Subtotal				2,388.15	88.00%	
(b) Privately placed / Unlisted						
Subtotal				NIL	NIL	NIL
(c) Securitised Debt						
Subtotal				NIL	NIL	NIL
Total				2,388.15	88.00%	
Money Market Instruments						
Certificate of Deposit						
INE095A16L30	Industrial Bank Limited **	CRISIL A1+	210	202.09	7.42%	4.29%
INE261F16595	National Bank For Agriculture and Rural Development **	ICRA A1+	50	48.29	1.77%	4.00%
Triparty Repo/ Reverse Repo Instrument						
Triparty Repo				23.14	0.85%	
Reverse Repo				14.15	0.52%	
Total				287.67	10.56%	
Net Current Assets				39.46	1.44%	
GRAND TOTAL				2,725.28	100.00%	

** Non Traded Securities/Illiquid Securities

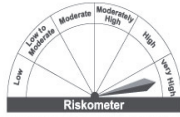


Riskometer
Investors understand that their principal
will be at Low to Moderate risk

Monthly Portfolio Statement as on March 31,2021

ISIN	Name of the Instrument	Industry / Rating	Quantity	Market/Fair Value (Rs. in Lacs)	% to NAV	YIELD
	Money Market Instruments					
	Triparty Repo/ Reverse Repo Instrument					
	Triparty Repo			26.48	0.40%	
	Reverse Repo			16.20	0.24%	
	Total			42.68	0.64%	
	Exchange Traded Funds					
INF732E01045	Nippon India ETF Junior BeES		18,31,743	6,590.61	99.69%	
	Total			6,590.61	99.69%	
	OTHERS					
	Cash Margin - CCIL			0.04	\$0.00%	
	Total			0.04	0.00%	
	Net Current Assets			(21.90)	-0.33%	
	GRAND TOTAL			6,611.43	100.00%	

§ Less Than 0.01% of NAV



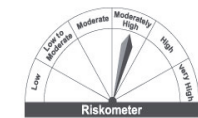
Investors understand that their principal will be at Very High risk

Monthly Portfolio Statement as on March 31,2021

ISIN	Name of the Instrument	Industry / Rating	Quantity	Market/Fair Value (Rs. in Lacs)	% to NAV	YIELD
Debt Instruments						
(a) Listed / awaiting listing on Stock Exchange						
Non Convertible Debentures						
INE148I07JN3	9.08% Indiabulls Housing Finance Limited **	CRISIL AA	37	351.90	9.83%	16.51%
INE607M08048	8.45% Tata Power Renewable Energy Limited **	CARE AA(CE)	31	320.03	8.94%	5.44%
INE201P07169	9.68% G R Infra Projects Limited **	CRISIL AA	31	317.49	8.87%	7.34%
INE540P07129	8.48% U.P. Power Corporation Limited **	FITCH AA(CE)	31	314.55	8.79%	5.97%
INE651J07648	10% JM Financial Credit Solution Limited **	ICRA AA	31,000	313.51	8.76%	8.97%
INE134E08JW1	8.18% Power Finance Corporation Limited	CRISIL AAA	23	238.78	6.87%	4.05%
INE205A07147	8.5% Vedanta Limited **	CRISIL AA-	21	210.22	5.88%	7.48%
INE001A07RS3	8.58% Housing Development Finance Corporation Limited **	CRISIL AAA	20	208.17	5.82%	4.15%
INE296N08022	8% Walwhan Renewable Energy Limited **	CARE AA(CE)	16	163.45	4.57%	5.24%
INE852F07087	11.5% Gateway Distriparks Limited **	FITCH AA-	15	150.06	4.19%	8.89%
INE582L07203	9% Tata Housing Development Company Limited **	CARE AA	12	122.02	3.41%	7.16%
INE699E08284	8.04% Vodafone Idea Limited **#	CARE B+	34	83.46	2.33%	
INE205A07162	8.9% Vedanta Limited **	CRISIL AA-	8	80.26	2.24%	8.18%
INE081A08181	2% Tata Steel Limited **	CARE AA	3	53.41	1.49%	4.82%
Subtotal				2,927.32	81.79%	
(b) Privately placed / Unlisted				NIL	NIL	NIL
Subtotal				NIL	NIL	NIL
(c) Securitised Debt						
Subtotal				NIL	NIL	
Total				2,927.32	81.79%	
Money Market Instruments						
Certificate of Deposit						
INE095A16L30	IndusInd Bank Limited **	CRISIL A1+	360	346.44	9.68%	4.29%
Triparty Repo/ Reverse Repo Instrument						
Triparty Repo				136.37	3.81%	
Reverse Repo				83.40	2.33%	
Total				566.21	15.82%	
Net Current Assets				84.55	2.39%	
GRAND TOTAL				3,578.08	100.00%	

** Non Traded Securities/Illiquid Securities

Securities classified as below investment grade or default

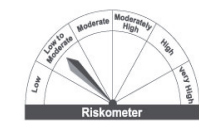


Investors understand that their principal
will be at Moderately High risk

Monthly Portfolio Statement as on March 31,2021

ISIN	Name of the Instrument	Industry / Rating	Quantity	Market/Fair Value (Rs. in Lacs)	% to NAV	YIELD
Debt Instruments						
(a) Listed / awaiting listing on Stock Exchange						
Non Convertible Debentures						
INE020B08BF0	8.45% REC Limited **	CRISIL AAA	30	312.58	10.31%	4.05%
INE001A07RS3	8.58% Housing Development Finance Corporation Limited **	CRISIL AAA	30	312.25	10.30%	4.15%
INE002A08575	8.3% Reliance Industries Limited **	CRISIL AAA	30	311.14	10.26%	4.15%
INE115A07NS0	8.69% LIC Housing Finance Limited **	CRISIL AAA	29	302.11	9.96%	4.53%
INE134E08JW1	8.18% Power Finance Corporation Limited	CRISIL AAA	29	259.56	8.56%	4.05%
INE906B07FG1	7.6% National Highways Auth Of Ind	CRISIL AAA	24	247.98	8.19%	4.00%
INE752E07MF1	8.2% Power Grid Corporation of India Limited **	CRISIL AAA	20	206.55	6.81%	3.97%
INE514E08AQ5	9% Export Import Bank of India **	CRISIL AAA	16	166.61	5.49%	3.95%
INE861G08035	9.95% Food Corporation Of India	CRISIL AAA(CE)	2	21.06	0.69%	4.00%
Zero Coupon Bonds						
INE75607C8	HDB Financial Services Limited **	CRISIL AAA	28	358.39	11.82%	4.80%
INE891K07416	Axis Finance Limited **	FITCH AAA	11	143.62	4.74%	5.17%
Subtotal				2,642.06	87.12%	
(b) Privately placed / Unlisted						
Subtotal				NIL	NIL	NIL
(c) Securitized Debt						
Subtotal				NIL	NIL	
Total				2,642.06	87.12%	
Money Market Instruments						
Certificate of Deposit						
INE261F16595	National Bank For Agriculture and Rural Development **	ICRA A1+	250	241.46	7.96%	4.00%
INE556F16861	Small Industries Dev Bank of India **	CARE A1+	110	105.88	3.49%	3.97%
Triparty Repo/ Reverse Repo Instrument						
Triparty Repo				17.02	0.56%	
Reverse Repo				10.41	0.34%	
Total				374.77	12.35%	
Net Current Assets				15.21	0.53%	
GRAND TOTAL				3,032.04	100.00%	

** Non Traded Securities/Illiquid Securities



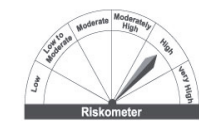
Riskometer
Investors understand that their principal will be at Low to Moderate risk

Monthly Portfolio Statement as on March 31,2021

ISIN	Name of the Instrument	Industry / Rating	Quantity	Market/Fair Value (Rs. in Lacs)	% to NAV	YIELD
Debt Instruments						
(a) Listed / awaiting listing on Stock Exchange						
Non Convertible Debentures						
INE148I07JN3	9.08% Indiabulls Housing Finance Limited **	CRISIL AA	40	380.43	9.44%	16.51%
INE607M08048	8.45% Tata Power Renewable Energy Limited **	CARE AA(CE)	35	361.33	8.97%	5.44%
INE540P07129	8.48% U.P. Power Corporation Limited **	FITCH AA(CE)	35	355.13	8.82%	5.97%
INE651J07648	10% JM Financial Credit Solution Limited **	ICRA AA	35,000	353.97	8.79%	8.97%
INE852F07087	11.5% Gateway Distriparks Limited **	FITCH AA-	35	350.14	8.69%	8.89%
INE201P07151	9.68% G R Infra Projects Limited **	CRISIL AA	34	344.04	8.54%	8.69%
INE721A07NV9	9.1% Shriam Transport Finance Company Limited **	CRISIL AA+	34,000	341.90	8.49%	6.62%
INE261F08BJ3	7.85% National Bank For Agriculture and Rural Development **	CRISIL AAA	30	311.55	7.73%	4.31%
INE296N08022	8% Waluhan Renewable Energy Limited **	CARE AA(CE)	18	183.88	4.56%	5.24%
INE205A07162	8.9% Vedanta Limited **	CRISIL AA-	18	180.58	4.48%	8.18%
INE699E08284	8.04% Vodafone Idea Limited **#	CARE B+	37	90.83	2.25%	
INE582L07203	9% Tata Housing Development Company Limited **	CARE AA	6	61.01	1.51%	7.16%
INE381A08181	2% Tata Steel Limited **	CARE AA	2	35.61	0.89%	4.82%
Subtotal				3,350.40	83.15%	
(b) Privately placed / Unlisted						
Subtotal				NIL	NIL	NIL
(c) Securitized Debt						
Subtotal				NIL	NIL	NIL
Total				3,350.40	83.15%	
Money Market Instruments						
Certificate of Deposit						
INE095A16L30	IndusInd Bank Limited **	CRISIL A1+	410	394.56	9.80%	4.29%
Triparty Repo/ Reverse Repo Instrument						
Triparty Repo				99.56	2.47%	
Reverse Repo				60.88	1.51%	
Total				555.00	13.78%	
Net Current Assets				122.71	3.07%	
GRAND TOTAL				4,028.11	100.00%	

** Non Traded Securities/Illiquid Securities

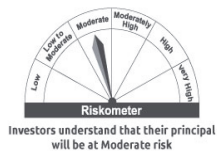
Securities classified as below investment grade or default



Riskometer
Investors understand that their principal will be at High risk

Monthly Portfolio Statement as on March 31,2021

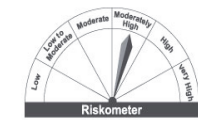
ISIN	Name of the Instrument	Industry / Rating	Quantity	Market/Fair Value (Rs. in Lacs)	% to NAV	YIELD
Debt Instruments						
(a) Listed / awaiting listing on Stock Exchange						
Government Securities						
IN1520190019	8.14% State Government Securities	SOVEREIGN	23,56,500	2,548.99	51.56%	6.80%
IN1520190035	8.17% State Government Securities	SOVEREIGN	15,00,000	1,625.66	32.88%	6.80%
IN1520180333	8.14% State Government Securities	SOVEREIGN	1,70,000	183.87	3.72%	6.80%
IN3120180200	8.08% State Government Securities	SOVEREIGN	1,70,000	183.48	3.71%	6.75%
IN1920180206	8.32% State Government Securities	SOVEREIGN	1,57,000	171.21	3.46%	6.82%
IN1920180214	8.16% State Government Securities	SOVEREIGN	62,900	68.00	1.38%	6.82%
Subtotal				4,781.21	96.71%	
(b) Privately placed / Unlisted						
Subtotal				NIL	NIL	NIL
(c) Securitized Debt						
Subtotal				NIL	NIL	
Total				4,781.21	96.71%	
Money Market Instruments						
Triparty Repo/ Reverse Repo Instrument						
	Triparty Repo			9.07	0.18%	
	Reverse Repo			5.55	0.11%	
Total				14.62	0.29%	
Net Current Assets				148.29	3.00%	
GRAND TOTAL				4,944.12	100.00%	



Monthly Portfolio Statement as on March 31,2021

ISIN	Name of the Instrument	Industry / Rating	Quantity	Market/Fair Value (Rs. in Lacs)	% to NAV	YIELD
Debt Instruments						
(a) Listed / awaiting listing on Stock Exchange						
Non Convertible Debentures						
INE020808BT1	8.15% REC Limited **	CRISIL AAA	60	624.99	9.33%	4.46%
INE205A07162	8.9% Vedanta Limited **	CRISIL AA-	59	591.91	8.83%	8.18%
INE081A08181	2% Tata Steel Limited **	CARE AA	32	569.70	8.50%	4.82%
INE607M08048	8.45% Tata Power Renewable Energy Limited **	CARE AA(CE)	52	536.83	8.01%	5.44%
INE296N08022	8% Waluhan Renewable Energy Limited **	CARE AA(CE)	51	521.00	7.77%	5.24%
INES40P07129	8.46% U.P. Power Corporation Limited **	FTCR AA(CE)	50	507.33	7.57%	5.97%
INE516Q08166	13% Asirvad Microfinance Ltd **	CRISIL AA-	40	413.53	6.17%	10.61%
INE86607B4	9.5% India Infoline Finance Limited **	CRISIL AA	40,000	392.84	5.86%	11.34%
INE134E08JB5	7.28% Power Finance Corporation Limited **	CRISIL AAA	16	165.15	2.46%	4.43%
INE115A07NS0	8.69% LIC Housing Finance Limited **	CRISIL AAA	15	156.26	2.33%	4.53%
INE556F08J1	8.81% Small Industries Dev Bank of India **	CARE AAA	10	103.79	1.55%	3.98%
INE651J07648	10% JM Financial Credit Solution Limited **	ICRA AA	8,000	80.91	1.21%	8.97%
INE721A07NV9	9.1% Shriam Transport Finance Company Limited **	CRISIL AA+	6,000	60.34	0.90%	6.62%
Zero Coupon Bonds						
INE265J07274	JM Financial Asset Reconstruction Company Limited **	ICRA AA-	55	711.40	10.61%	8.85%
INE041007019	Embassy Office Parks REIT **	CRISIL AAA	50	605.75	9.04%	5.21%
Subtotal				6,041.73	90.14%	
(b) Privately placed / Unlisted						
Subtotal				NIL	NIL	NIL
(c) Securitised Debt						
Subtotal				NIL	NIL	NIL
Total				6,041.73	90.14%	
Money Market Instruments						
Certificate of Deposit						
INE095A16L30	IndusInd Bank Limited **	CRISIL A1+	520	500.41	7.47%	4.29%
Triparty Repo/ Reverse Repo Instrument						
Triparty Repo				11.22	0.17%	
Reverse Repo				6.86	0.10%	
Total				518.49	7.74%	
Net Current Assets				141.66	2.12%	
GRAND TOTAL				6,761.88	100.00%	

** Non Traded Securities/Illiquid Securities

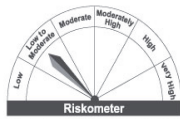


Investors understand that their principal
will be at Moderately High risk

Monthly Portfolio Statement as on March 31,2021

ISIN	Name of the Instrument	Industry / Rating	Quantity	Market/Fair Value (Rs. in Lacs)	% to NAV	YIELD
Debt Instruments						
(a) Listed / awaiting listing on Stock Exchange						
Non Convertible Debentures						
INE020B08BT1	8.15% REC Limited **	CRISIL AAA	21	218.75	9.05%	4.46%
INE134E08JBS	7.28% Power Finance Corporation Limited **	CRISIL AAA	21	216.76	8.97%	4.43%
INE031A08665	8.34% Housing & Urban Development Corporation Limited **	ICRA AAA	20	209.07	8.65%	4.61%
INE115A07NS0	8.69% LIC Housing Finance Limited **	CRISIL AAA	20	208.35	8.62%	4.53%
INE001A07RS3	8.58% Housing Development Finance Corporation Limited **	CRISIL AAA	20	208.17	8.61%	4.15%
INE261F08J3	7.85% National Bank For Agriculture and Rural Development **	CRISIL AAA	20	207.70	8.59%	4.31%
INE018A08AR3	7.87% Larsen & Toubro Limited **	CRISIL AAA	20	207.18	8.57%	4.28%
INE861G08035	9.95% Food Corporation Of India	CRISIL AAA(CE)	19	200.11	8.28%	4.00%
INE002A08575	8.3% Reliance Industries Limited	CRISIL AAA	17	176.31	7.29%	4.15%
INE556F08J1	8.81% Small Industries Dev Bank of India **	CARE AAA	13	134.92	5.58%	3.98%
Zero Coupon Bonds						
INE891K07416	Axis Finance Limited **	FITCH AAA	20	261.50	10.82%	5.17%
Subtotal				2,248.82	93.03%	
(b) Privately placed / Unlisted						
Subtotal				NIL	NIL	NIL
(c) Securitised Debt						
Subtotal				NIL	NIL	
Total				2,248.82	93.03%	
Money Market Instruments						
Triparty Repo/ Reverse Repo Instrument						
Triparty Repo				63.30	2.62%	
Reverse Repo				38.71	1.60%	
Total				102.01	4.22%	
Net Current Assets				66.66	2.75%	
GRAND TOTAL				2,417.49	100.00%	

** Non Traded Securities/Illiquid Securities

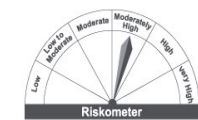


Investors understand that their principal
will be at Low to Moderate risk

Monthly Portfolio Statement as on March 31,2021

ISIN	Name of the Instrument	Industry / Rating	Quantity	Market/Fair Value (Rs. in Lacs)	% to NAV	YIELD
Debt Instruments						
(a) Listed / awaiting listing on Stock Exchange						
Non Convertible Debentures						
INE081A08181	2% Tata Steel Limited **	CARE AA	27	480.68	10.67%	4.82%
INE295J08055	9.15% Coastal Gujarat Power Limited **	CARE AA(CE)	40	416.07	9.24%	5.57%
INE540P07129	8.48% U.P. Power Corporation Limited **	FITCH AA(CE)	41	416.01	9.24%	5.97%
INE516Q08166	13% Asivad Microfinance Ltd **	CRISIL AA-	40	413.53	9.18%	10.61%
INE86607B14	9.5% India Infoline Finance Limited **	CRISIL AA	40,000	392.84	8.72%	11.34%
INE205A07162	9.9% Vedanta Limited **	CRISIL AA-	38	381.23	8.47%	8.18%
INE134E08J85	7.28% Power Finance Corporation Limited **	CRISIL AAA	27	278.70	6.19%	4.43%
INE556F08J11	8.81% Small Industries Dev Bank of India **	CARE AAA	26	259.46	5.76%	3.98%
INE721A07NV9	9.1% Shriram Transport Finance Company Limited **	CRISIL AAA	24,000	241.34	5.36%	6.62%
INE607M08048	8.45% Tata Power Renewable Energy Limited **	CARE AA(CE)	19	196.15	4.36%	5.44%
INE020B08B11	8.15% REC Limited **	CRISIL AAA	14	145.83	3.24%	4.46%
INE155A08340	7.5% Tata Motors Limited **	CARE AA-	5	50.69	1.13%	6.26%
INE041007019	Embassy Office Parks REIT **	CRISIL AAA	30	363.45	8.07%	5.21%
Subtotal				4,035.98	89.63%	
(b) Privately placed / Unlisted				NIL	NIL	NIL
Subtotal				NIL	NIL	NIL
(c) Securitised Debt						
Subtotal				NIL	NIL	
Total				4,035.98	89.63%	
Money Market Instruments						
Certificate of Deposit						
INE095A16L30	IndusInd Bank Limited **	CRISIL A1+	340	327.19	7.27%	4.29%
Triparty Repo/ Reverse Repo Instrument						
Triparty Repo						
Reverse Repo						
Total				343.92	7.64%	
Net Current Assets				123.62	2.73%	
GRAND TOTAL				4,503.52	100.00%	

** Non Traded Securities/Illiquid Securities



Investors understand that their principal
will be at Moderately High risk

Monthly Portfolio Statement as on March 31, 2021

ISIN	Name of the Instrument	Industry / Rating	Quantity	Market/Fair Value (Rs. in Lacs)	% to NAV	YIELD
Equity & Equity related						
(a) Listed / awaiting listing on Stock Exchanges						
INE102R01011	Avenue Supermarkets Limited	Retailing	2,180	62.22	4.04%	
INE205A01025	Vedanta Limited	Non - Ferrous Metals	26,646	60.93	3.95%	
INE364U01010	Adani Green Energy Limited	Power	4,548	50.22	3.26%	
INE765G01017	ICI Lombard General Insurance Company Limited	Insurance	3,192	45.83	2.97%	
INE663F01024	Info Edge (India) Limited	Retailing	1,035	44.26	2.87%	
INE070A01015	Shree Cement Limited	Cement & Cement Products	143	42.15	2.73%	
INE437A01024	Apollo Hospitals Enterprise Limited	Healthcare Services	1,451	42.12	2.73%	
INE318A01026	Pitlit Industries Limited	Chemicals	2,230	40.36	2.62%	
INE721A01013	Shriram Transport Finance Company Limited	Finance	2,740	38.96	2.53%	
INE176B01034	Havells India Limited	Consumer Durables	3,663	38.46	2.49%	
INE406A01037	Aurobindo Pharma Limited	Pharmaceuticals	4,114	36.27	2.35%	
INE545U01014	Bandhan Bank Limited	Banks	10,602	35.91	2.33%	
INE26A01037	Lupin Limited	Pharmaceuticals	3,517	35.91	2.33%	
INE129A01019	GAIL (India) Limited	Gas	26,392	35.77	2.32%	
INE775A01035	Motherhood Sumi Systems Limited	Auto Ancillaries	17,554	35.38	2.30%	
INE242A01010	Indian Oil Corporation Limited	Petroleum Products	37,184	34.13	2.21%	
INE121J01017	Indus Towers Limited	Telecom - Equipment & Accessories	13,799	33.85	2.20%	
INE226A01021	Vollas Limited	Consumer Durables	3,340	33.46	2.17%	
INE079A01024	Ambuja Cements Limited	Cement & Cement Products	10,748	33.18	2.15%	
INE196A01026	Marico Limited	Consumer Non Durables	7,556	31.09	2.02%	
INE259A01022	Colgate Palmolive (India) Limited	Consumer Non Durables	1,950	30.41	1.97%	
INE140A01024	Piramal Enterprises Limited	Finance	1,650	28.91	1.88%	
INE256A01028	Zee Entertainment Enterprises Limited	Entertainment	14,051	28.54	1.85%	
INE463A01038	Berger Paints (I) Limited	Consumer Non Durables	3,552	27.16	1.76%	
INE299U01018	Crompton Greaves Consumer Electricals Limited	Consumer Durables	6,793	26.73	1.73%	
INE376G01013	Boscon Limited	Pharmaceuticals	6,495	26.55	1.72%	
INE603J01030	PI Industries Limited	Pesticides	1,176	26.51	1.72%	
INE797F01012	Jubilant Foodworks Limited	Leisure Services	907	26.42	1.71%	
INE203G01027	Indraprastha Gas Limited	Gas	5,120	26.15	1.70%	
INE271C01023	DLF Limited	Construction	9,053	25.99	1.69%	
INE265G01019	ICI Prudential Life Insurance Company Limited	Insurance	5,672	25.25	1.64%	
INE761H01022	Page Industries Limited	Textile Products	83	25.18	1.63%	
INE245A01021	Tata Power Company Limited	Power	24,307	25.08	1.63%	
INE094A01015	Hindustan Petroleum Corporation Limited	Petroleum Products	10,657	25.00	1.62%	
INE347G01014	Petronet LNG Limited	Gas	10,972	24.68	1.60%	
INE883A01011	MRF Limited	Auto Ancillaries	30	24.67	1.60%	
INE118A01012	Bajaj Holdings & Investment Limited	Finance	733	24.13	1.57%	
INE030A01024	Siemens Limited	Industrial Capital Goods	1,302	24.01	1.56%	
INE111A01025	Container Corporation of India Limited	Transportation	4,011	23.96	1.55%	
INE012A01025	ACC Limited	Cement & Cement Products	1,236	23.52	1.53%	
INE208A01029	Ashok Leyland Limited	Auto	20,613	23.39	1.52%	
INE646L01027	InterGlobe Aviation Limited	Transportation	1,408	23.02	1.49%	
INE171A01029	The Federal Bank Limited	Banks	29,184	22.11	1.43%	
INE455A01025	Shermet Forge Limited	Industrial Products	3,678	21.93	1.42%	
INE134E01011	Power Finance Corporation Limited	Finance	16,994	19.31	1.25%	
INE115A01026	LIC Housing Finance Limited	Finance	4,430	18.96	1.23%	
INE685A01028	Torrent Pharmaceuticals Limited	Pharmaceuticals	718	18.25	1.18%	
INE020B01018	REC Limited	Finance	13,579	17.82	1.16%	
INE323A01026	Bosch Limited	Auto Ancillaries	125	17.60	1.14%	
INE494B01023	TVS Motor Company Limited	Auto	2,919	17.08	1.11%	
Subtotal				1,528.78	99.16%	
(b) UNLISTED						
Subtotal				0.00	0.00%	
Total				1,528.78	99.16%	
Money Market Instruments						
Triparty Repo/ Reverse Repo Instrument						
Triparty Repo				6.27	0.41%	
Reverse Repo				3.83	0.25%	
Total				10.10	0.66%	
OTHERS						
Cash Margin - CCIL				0.01	\$0.00%	
Total				0.01	0.00%	
Net Current Assets				2.56	0.18%	
GRAND TOTAL				1,541.45	100.00%	

\$ Less Than 0.01% of NAV

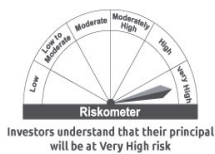
Aggregate value of investments made by other schemes of Nippon India Mutual Fund are amounting to Rs 1339.81 Lacs.

This is with reference to Gazette notification (Reference no. G.S.R.174(E)) issued by Ministry of Finance on 13th March 2020, for Yes Bank Limited reconstruction scheme, 2020. As per point 3(8)(a) of the notification, there shall be a lock-in period of three years from the commencement of the above said scheme to the extent of 75% of shares held by existing shareholders on the date of commencement of the scheme which came into force from March 13, 2020.

Taking into account the above development, the valuation committee of Nippon India Mutual Fund has decided to mark down the 75% locked-in shares of YES Bank to ZERO, as on March 16, 2020.

For any future distribution of realised proceeds of these locked-in YES Bank shares to the underlying unitholders, following Reconstituted Portfolio was created

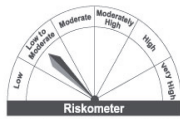
ISIN	Name of the Instrument	Industry / Rating	Quantity	Market/Fair Value (Rs. in Lacs)	% to NAV
Equity & Equity related					
(a) Listed / awaiting listing on Stock Exchanges					
INE528G01035	Yes Bank Limited	Banks	25264	0	0.00%
Total				0	0.00%
Net Current Assets				0	0.00%
GRAND TOTAL				0	0.00%



Monthly Portfolio Statement as on March 31, 2021

ISIN	Name of the Instrument	Industry / Rating	Quantity	Market/Fair Value (Rs. in Lacs)	% to NAV	YIELD
Debt Instruments						
(a) Listed / awaiting listing on Stock Exchange						
Government Securities						
IN2920150421	8.21% State Government Securities	SOVEREIGN	55,00,000	5,807.79	29.94%	5.22%
IN2920150322	8.39% State Government Securities	SOVEREIGN	25,00,000	2,645.29	13.64%	5.22%
IN2220120116	8.62% State Government Securities	SOVEREIGN	2,62,500	280.08	1.44%	4.94%
IN2020120092	8.6% State Government Securities	SOVEREIGN	2,00,000	212.53	1.10%	4.93%
Non Convertible Debentures						
INE115A070Q2	7.45% LIC Housing Finance Limited **	CRISIL AAA	150	1,559.51	8.04%	5.15%
INE053F07BZ2	6.59% Indian Railway Finance Corporation Limited **	CRISIL AAA	150	1,553.21	8.01%	4.72%
INE001A07SH4	6.99% Housing Development Finance Corporation Limited **	CRISIL AAA	150	1,551.81	8.00%	5.00%
INE261F08BW6	6.72% National Bank For Agriculture and Rural Development **	ICRA AAA	150	1,550.16	7.99%	4.95%
INE296A07RB5	7.1% Bajaj Finance Limited **	CRISIL AAA	150	1,546.41	7.97%	5.30%
INE752E07KN9	8.8% Power Grid Corporation of India Limited **	CRISIL AAA	140	1,501.28	7.74%	4.81%
INE514E08CC1	8.53% Export Import Bank of India **	CRISIL AAA	19	202.87	1.05%	4.74%
				18,410.94	94.92%	
(b) Privately placed / Unlisted						
				NIL	NIL	NIL
Subtotal						
				NIL	NIL	NIL
(c) Securitized Debt						
				NIL	NIL	NIL
Subtotal						
				NIL	NIL	NIL
Total						
				18,410.94	94.92%	
Money Market Instruments						
Triparty Repo/ Reverse Repo Instrument						
				481.29	2.48%	
				294.32	1.52%	
				775.61	4.00%	
Net Current Assets						
				211.78	1.08%	
GRAND TOTAL						
				19,388.33	100.00%	

** Non Traded Securities/Illiquid Securities

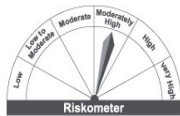


Investors understand that their principal
will be at Low to Moderate risk

Monthly Portfolio Statement as on March 31, 2021

ISIN	Name of the Instrument	Industry / Rating	Quantity	Market/Fair Value (Rs. in Lacs)	% to NAV	YIELD
	Derivatives					
	Index / Stock Options					
	Nifty 50 Index 8500 Call June 2023 Option		15,975	1,120.07	32.64%	
	Nifty 50 Index 9500 Call June 2023 Option		4,050	261.49	7.33%	
	Total			1,371.56	39.97%	
	Debt Instruments					
	(a) Listed / awaiting listing on Stock Exchange					
	Government Securities					
IN2020120084	8.65% State Government Securities	SOVEREIGN	4,00,000	424.88	12.38%	4.93%
	Non Convertible Debentures					
INE020B08CH4	7.12% REC Limited **	CRISIL AAA	25	259.63	7.57%	5.05%
INE053F07BZ2	6.59% Indian Railway Finance Corporation Limited **	CRISIL AAA	25	258.87	7.54%	4.72%
INE011A07SH4	6.99% Housing Development Finance Corporation Limited **	CRISIL AAA	25	258.63	7.54%	5.00%
INE261F08AT4	8.5% National Bank For Agriculture and Rural Development **	CRISIL AAA	24	254.89	7.43%	4.87%
INE125E07KN9	8.8% Power Grid Corporation of India Limited **	CRISIL AAA	20	214.47	6.25%	4.81%
INE115A07002	7.45% LIC Housing Finance Limited **	CRISIL AAA	18	187.14	5.45%	5.15%
INE514E08CC1	8.83% Export Import Bank of India **	CRISIL AAA	4	42.71	1.24%	4.74%
	Subtotal			1,901.22	55.40%	
	(b) Privately placed / Unlisted			NIL	NIL	NIL
	Subtotal			NIL	NIL	NIL
	(c) Securitised Debt			NIL	NIL	
	Subtotal			NIL	NIL	
	Total			1,901.22	55.40%	
	Money Market Instruments					
	Triparty Repo/ Reverse Repo Instrument					
	Triparty Repo			84.97	2.48%	
	Reverse Repo			51.96	1.51%	
	Total			136.93	3.99%	
	Net Current Assets			21.48	0.64%	
	GRAND TOTAL			3,431.19	100.00%	

** Non Traded Securities/Illiquid Securities



Investors understand that their principal will be at Moderately High risk

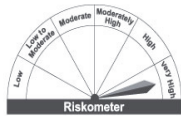
Monthly Portfolio Statement as on March 31,2021

ISIN	Name of the Instrument	Industry / Rating	Quantity	Market/Fair Value (Rs. in Lacs)	% to NAV	YIELD
Equity & Equity related						
(a) Listed / awaiting listing on Stock Exchanges						
INE467B01029	Tata Consultancy Services Limited	Software	6,27,367	19,936.78	26.07%	
INE009A01021	Infosys Limited	Software	14,41,578	19,721.51	25.79%	
INE075A01022	Wipro Limited	Software	18,40,975	7,624.40	9.97%	
INE860A01027	HCL Technologies Limited	Software	7,68,765	7,554.27	9.88%	
INE669C01036	Tech Mahindra Limited	Software	7,59,522	7,530.28	9.85%	
INE214T01019	Larsen & Toubro Infotech Limited	Software	1,07,090	4,341.75	5.68%	
INE356A01018	Mphasis Limited	Software	1,94,054	3,447.37	4.51%	
INE01801017	MindTree Limited	Software	1,47,581	3,075.44	4.02%	
INE881D01027	Oracle Financial Services Software Limited	Software	54,789	1,752.67	2.29%	
INE591G01017	CoForge Limited	Software	49,999	1,463.45	1.91%	
Subtotal				76,447.92	99.97%	
(b) UNLISTED				NIL	NIL	NIL
Subtotal				NIL	NIL	NIL
Total				76,447.92	99.97%	
Money Market Instruments						
Triparty Repo/ Reverse Repo Instrument						
Triparty Repo				56.15	0.07%	
Reverse Repo				34.34	0.04%	
Total				90.49	0.11%	
OTHERS						
Cash Margin - CCIL				0.18	0.00%	
Total				0.18	0.00%	
Net Current Assets				(55.49)	-0.08%	
GRAND TOTAL				76,483.10	100.00%	

\$ Less Than 0.01% of NAV

Details of the Equity shares have been lent under Securities Lending and Borrowing as follows:-

Name of the Instrument	Quantity
CoForge Limited	4,000
Wipro Limited	75,000



Investors understand that their principal
will be at Very High risk

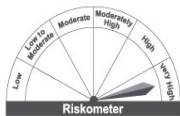
Monthly Portfolio Statement as on March 31, 2021

ISIN	Name of the Instrument	Industry / Rating	Quantity	Market/Fair Value (Rs. in Lacs)	% to NAV	YIELD
Equity & Equity related						
(a) Listed / awaiting listing on Stock Exchanges						
INE040A01034	HDFC Bank Limited	Banks	2,81,414	4,203.34	4.36%	
INE090A01021	ICICI Bank Limited	Banks	6,76,634	3,938.69	4.09%	
INE009A01021	Infosys Limited	Software	2,77,758	3,799.87	3.94%	
INE020A01018	Reliance Industries Limited	Petroleum Products	1,24,847	2,500.81	2.60%	
INE238A01034	Axis Bank Limited	Banks	2,61,116	1,821.15	1.89%	
INE001A01036	Housing Development Finance Corporation Limited	Finance	68,969	1,722.91	1.79%	
INE030A01027	Hindustan Unilever Limited	Consumer Non Durables	60,300	1,466.19	1.52%	
INE149A01033	Cholamandilam Financial Holdings Limited	Finance	2,43,283	1,457.75	1.51%	
INE058A01010	Sanofi India Limited	Pharmaceuticals	18,088	1,426.16	1.46%	
INE200M01013	Varun Beverages Limited	Consumer Non Durables	1,38,508	1,389.17	1.44%	
INE237A01028	Kotak Mahindra Bank Limited	Banks	77,094	1,351.46	1.40%	
INE044A01036	Sun Pharmaceutical Industries Limited	Pharmaceuticals	2,19,726	1,313.52	1.36%	
INE648L01017	AU Small Finance Bank Limited	Banks	1,06,728	1,310.46	1.36%	
INE062A01020	State Bank of India	Banks	3,37,727	1,230.34	1.28%	
INE010V01017	L&T Technology Services Limited	Engineering Services	45,395	1,204.74	1.25%	
INE208A01029	Ashok Leyland Limited	Auto	10,35,505	1,175.30	1.22%	
INE462A01022	Bayer Cropscience Limited	Pesticides	21,570	1,152.25	1.20%	
INE397D01024	Bharti Airtel Limited	Telecom - Services	2,22,216	1,149.52	1.19%	
INE154A01025	ITC Limited	Consumer Non Durables	5,23,177	1,143.14	1.19%	
INE029A01011	Bharat Petroleum Corporation Limited	Petroleum Products	2,56,893	1,099.37	1.14%	
INE580C01032	Emami Limited	Consumer Non Durables	2,20,618	1,072.20	1.11%	
INE081A01012	Tata Steel Limited	Ferrous Metals	1,24,190	1,008.24	1.05%	
INE018E01016	SBI Cards and Payment Services Limited	Finance	1,08,072	1,003.18	1.04%	
INE059A01026	Cipla Limited	Pharmaceuticals	1,20,969	986.02	1.02%	
INE263A01024	Bharat Electronics Limited	Aerospace & Defense	7,26,203	910.98	0.95%	
INE465A01025	Bharat Forge Limited	Industrial Products	1,52,402	908.24	0.94%	
INE558B01010	Maruti Suzuki India Limited	Auto	12,630	866.32	0.90%	
INE647A01010	SRF Limited	Chemicals	15,781	853.88	0.89%	
INE860A01027	HCL Technologies Limited	Software	73,480	722.05	0.75%	
INE647001011	Aditya Birla Fashion and Retail Limited	Retailing	3,48,205	700.76	0.73%	
INE735E01010	NTPC Limited	Power	6,14,361	654.60	0.68%	
INE245A01021	Tata Power Company Limited	Power	8,12,675	632.59	0.66%	
INE075A01022	Wipro Limited	Software	1,26,269	522.94	0.54%	
INE696C01036	Tech Mahindra Limited	Software	52,264	518.17	0.54%	
INE089A01023	Dr. Reddy's Laboratories Limited	Pharmaceuticals	10,461	472.42	0.49%	
INE061F01013	Fortis Healthcare Limited	Healthcare Services	1,81,319	381.10	0.37%	
Subtotal				48,049.83	49.87%	
(b) UNLISTED						
Subtotal				NIL	NIL	NIL
Total				48,049.83	49.87%	
Listed Foreign Securities/Overseas ETFs						
US0378331005	Apple Inc.	Technology Hardware, Storage & Peripherals	15,166	1,381.69	1.41%	
US0949181045	Microsoft Corp	Systems Software	7,046	1,221.09	1.27%	
US02079K1070	Alphabet Inc	Interactive Media & Services	696	1,058.50	1.10%	
US0231351067	Amazon Com Inc	Internet & Direct Marketing Retail	442	1,005.24	1.04%	
US03030M1027	Facebook Inc	Interactive Media & Services	3,395	735.00	0.76%	
CH0038863350	Nestle SA (Registered) 7123870	Packaged Foods & Meats	8,873	724.81	0.75%	
US46625H1005	JP Morgan Chase & Co	Diversified Banks	5,710	638.93	0.66%	
JP3633400001	Toyota Motor Corp	Automobile Manufacturers	10,900	623.22	0.65%	
CH010202046	Roche Holdings Ag Genus Bearer Shs	Pharmaceuticals	2,538	601.16	0.62%	
US88160R1014	Tesla Inc	Automobile Manufacturers	1,220	598.97	0.62%	
US4781601046	Johnson & Johnson	Pharmaceuticals	4,862	587.35	0.61%	
HK0000696889	AIA Group Ltd	Life & Health Insurance	63,470	563.33	0.58%	
JP3435000009	Sony Corp	Consumer Electronics	7,300	561.69	0.58%	
US0846707026	Berkshire Hathaway Inc	Multi-Sector Holdings	2,989	561.28	0.58%	
US4370761029	Home Depot Inc	Home Improvement Retail	2,474	555.10	0.57%	
CH091005267	NOVARTIS AG	Pharmaceuticals	8,702	545.04	0.57%	
US91324P1021	UnitedHealth Group Inc	Managed Health Care	1,991	544.52	0.57%	
JP3436100006	SoftBank Group Corp	Wireless Telecommunication Services	8,700	538.65	0.56%	
US67066G1040	Nvidia Corp Com	Semiconductors	1,351	530.22	0.55%	
US92826C8394	Visa Inc	Data Processing & Outsourced Services	3,322	517.01	0.54%	
US546871060	The Walt Disney Company	Movies & Entertainment	3,810	516.75	0.54%	
EW08212W982	Linde PLC	Industrial Gases	2,501	514.43	0.53%	
US57636Q1040	Mastercard Incorporated	Data Processing & Outsourced Services	1,953	511.13	0.53%	
US7427181091	Procter & Gamble Co	Household Products	5,065	504.21	0.52%	
GB0008995292	Astrazeneca PLC	Pharmaceuticals	6,741	493.17	0.51%	
US70450Y1038	Paypal Holdings Inc	Data Processing & Outsourced Services	2,721	485.70	0.50%	
GB00B10RZP78	Unilever PLC	Personal Products	11,829	484.35	0.50%	
US92343V1044	Verizon Communications Inc	Integrated Telecommunication Services	10,731	458.67	0.48%	
DE007164600	SAP SE	Application Software	4,971	446.92	0.46%	
JP3236200006	Keyence Corp	Electronic Equipment & Instruments	1,100	386.95	0.39%	
Total				18,854.88	19.55%	
Debt Instruments						
(a) Listed / awaiting listing on Stock Exchange						
Government Securities						
IN0020180488	7.32% Government of India	SOVEREIGN	25,00,000	2,655.58	2.76%	4.93%
Non Convertible Debentures						
INE062A08256	6.24% State Bank of India	CRISIL AAA	300	2,946.69	3.06%	6.70%
INE134E08LD7	6.5% Power Finance Corporation Limited **	CRISIL AAA	250	2,537.36	2.63%	6.10%
INE001A07SR3	6.43% Housing Development Finance Corporation Limited **	CRISIL AAA	250	2,515.48	2.61%	6.26%
INE020B08DK6	5.94% REC Limited **	CRISIL AAA	200	1,970.17	2.05%	6.30%
Subtotal				12,625.28	13.11%	
(b) Privately placed / Unlisted						
Subtotal				NIL	NIL	NIL
(c) Securitised Debt				NIL	NIL	NIL
Subtotal				NIL	NIL	NIL
Total				12,625.28	13.11%	
Money Market Instruments						
Triparty Repo Reverse Repo Instrument						
Triparty Repo				6,813.17	7.07%	
Reverse Repo				4,166.46	4.33%	
Total				10,979.63	11.40%	
Exchange Traded Funds						
INF204KB1715	Nippon India ETF Gold Bees		77,00,000	2,939.09	3.05%	
Total				2,939.09	3.05%	
OTHERS						
Cash Margin - CCIL				10.69	0.01%	
Cash Margin - Derivatives				1,900.00	1.97%	
Total				1,910.69	1.98%	
Net Current Assets				863.08	0.94%	
GRAND TOTAL				96,322.48	100.00%	

** Non Traded Securities/Illiquid Securities

Details of Commodity Future / Index Future

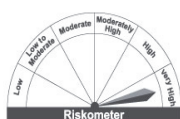
Long/Short	Name of the Instrument	Industry	Quantity	Market/Fair Value (Rs. in Lacs)	% to NAV
Long	GOLD_04/06/2021 (10 gms)	Gold Commodity	13800	6,201.03	6.44%
Long	SILVER_05/05/2021 (1 KG)	Silver Commodity	1830	1,167.80	1.21%
Long	CRUDEOIL_19/04/2021 (1 Barrel)	Crude Oil Commodity	23200	1,017.09	1.06%
Long	Metal Index_20/04/2021	Index	4050	559.51	0.58%
Long	Metal Index_20/05/2021	Index	2500	345.98	0.36%
Long	CRUDEOIL_19/05/2021 (1 Barrel)	Crude Oil Commodity	7000	307.86	0.32%
Long	GOLD_05/08/2021 (10 gms)	Gold Commodity	500	226.17	0.23%



Investors understand that their principal will be at Very High risk

INE671H01015	Sobha Limited	Construction	10,285	44.94	0.28%
INE62A01011	Indian Bank	Banks	38,675	44.90	0.28%
INE821H01014	IRB Infrastructure Developers Limited	Construction	41,120	44.66	0.28%
INE105A01035	Sundaram Clayton Limited	Auto Ancillaries	1,443	44.46	0.28%
INE1712D1018	Bharat Dynamics Limited	Aerospace & Defense	13,076	43.46	0.27%
INE285J01028	SIS Limited	Commercial Services	10,983	42.85	0.27%
INE258B01022	FDC Limited	Pharmaceuticals	14,934	42.70	0.27%
INE824B01021	Tata Steel BSL Limited	Ferrous Metals	81,129	42.31	0.26%
INE602A01023	Phillips Carbon Black Limited	Chemicals	22,131	42.23	0.26%
INE077Y01011	ABB Power Products and Systems India Limited	Industrial Capital Goods	3,024	41.34	0.26%
INE814M01019	Aster DM Healthcare Limited	Healthcare Services	29,935	41.15	0.25%
INE863A01017	Supreme Petrochem Limited	Chemicals	9,659	40.37	0.25%
INE672A01018	Tata Investment Corporation Limited	Finance	3,898	40.36	0.25%
INE45501029	Kaveri Seed Company Limited	Consumer Non Durables	7,747	39.75	0.25%
INE805D01034	Suntech Realty Limited	Construction	13,786	38.66	0.24%
INE039P01032	Jamma Auto Industries Limited	Auto Ancillaries	56,855	38.58	0.24%
INE704P01017	Cochin Shipyard Limited	Industrial Capital Goods	10,135	37.94	0.24%
INE150G01020	Lux Industries Limited	Toiletries	2,162	37.80	0.24%
INE442H01029	Ashoka Bulldozer Limited	Construction	36,851	37.55	0.23%
INE001B01026	KRBL Limited	Consumer Non Durables	20,824	37.38	0.23%
INE224A01026	Greaves Cotton Limited	Industrial Products	29,031	37.06	0.23%
INE490G01020	MOIL Limited	Minerals/Mining	24,381	36.71	0.23%
INE269B01028	Godfrey Phillips India Limited	Consumer Non Durables	4,006	36.68	0.23%
INE049B01025	Godfriddart Limited	Pharmaceuticals	6,862	36.65	0.23%
INE485C01011	IOL Chemicals and Pharmaceuticals Limited	Pharmaceuticals	6,534	35.99	0.22%
INE790G01031	Shilpa Medicare Limited	Pharmaceuticals	10,702	35.72	0.22%
INE301A01014	Raymond Limited	Textile Products	9,879	35.72	0.22%
INE455T01018	Jindal Stainless (Hisar) Limited	Ferrous Metals	28,278	35.36	0.22%
INE533B01018	Polyplex Corporation Limited	Industrial Products	4,031	34.79	0.22%
INE348L01012	Mas Financial Services Limited	Finance	4,056	34.60	0.22%
INE586V01016	TCI Express Limited	Transportation	3,619	34.26	0.21%
INE837H01020	Advanced Enzyme Technologies Limited	Consumer Non Durables	9,884	34.09	0.21%
INE689W01016	Prince Pipes And Fittings Limited	Industrial Products	8,163	34.08	0.21%
INE02A801020	Rossari Biotech Limited	Chemicals	3,260	33.76	0.21%
INE573A01042	JK Tyre & Industries Limited	Auto Ancillaries	39,917	33.70	0.21%
INE572J01011	Spandana Sphoorty Financial Limited	Finance	5,506	33.58	0.21%
INE317F01035	Nesco Limited	Commercial Services	6,233	32.80	0.20%
INE516A01017	Uflex Limited	Industrial Products	8,655	32.72	0.20%
INE836F01026	Dish TV India Limited	Entertainment	3,520,44	32.56	0.20%
INE752P01024	Future Retail Limited	Retailing	75,828	32.34	0.20%
INE559A01017	IFB Industries Limited	Consumer Durables	2,891	32.13	0.20%
INE62101021	IRCON International Limited	Construction Project	36,233	31.99	0.20%
INE589A01014	NLC India Limited	Power	63,313	31.91	0.20%
INE789E01012	JK Paper Limited	Paper	21,271	31.87	0.20%
INE873D01024	Indoco Remedies Limited	Pharmaceuticals	10,782	31.00	0.19%
INE027A01015	Rashtriya Chemicals and Fertilizers Limited	Fertilisers	39,359	30.48	0.19%
INE483B01026	Indo Count Industries Limited	Textile Products	23,096	30.41	0.19%
INE036B01030	Gujarat Ambuja Exports Limited	Consumer Non Durables	23,580	30.12	0.19%
INE152M01016	Triveni Turbine Limited	Industrial Capital Goods	29,524	30.06	0.19%
INE565A01014	Indian Overseas Bank	Banks	1,87,625	30.02	0.19%
INE310A01015	Nikamal Limited	Industrial Products	1,533	29.90	0.19%
INE232D01014	Sun Pharma Advanced Research Company Limited	Pharmaceuticals	20,937	29.76	0.19%
INE00M201021	Sterling And Wilson Solar Limited	Construction Project	11,440	29.57	0.18%
INE778J01029	TCNS Clothing Co. Limited	Textile Products	5,794	29.36	0.18%
INE04J01018	Hemisphere Properties India Limited	Construction	21,146	29.07	0.18%
INE635Q01029	Gulf Oil Lubricants India Limited	Petroleum Products	4,020	29.03	0.18%
INE838B01013	Bharat Rasayan Limited	Pesticides	303	28.53	0.18%
INE493A01027	Tata Coffee Limited	Consumer Non Durables	22,918	27.49	0.17%
INE483A01010	Central Bank of India	Banks	1,67,671	27.33	0.17%
INE457A01014	Bank of Maharashtra	Banks	1,31,045	27.26	0.17%
INE488B01017	Tasty Bites Estates Limited	Consumer Non Durables	190	27.12	0.17%
INE475E01026	Caplin Point Laboratories Limited	Pharmaceuticals	6,692	27.00	0.17%
INE999A01015	KSB Limited	Industrial Products	2,980	26.71	0.17%
INE743M01012	Orient Refractories Limited	Industrial Products	11,657	26.30	0.16%
INE870H01013	Network 18 Media & Investments Limited	Entertainment	71,704	26.10	0.16%
INE998D01010	Mahindra Holidays & Resorts India Limited	Leisure Services	12,196	25.66	0.16%
INE551W01018	Ujivan Small Finance Bank Limited	Banks	83,845	25.57	0.16%
INE031A01017	Housing & Urban Development Corporation Limited	Finance	57,128	25.05	0.16%
INE342J01019	WABCO India Limited	Auto Ancillaries	379	24.98	0.16%
INE099Z01011	Mishra Dhatu Nigam Limited	Ferrous Metals	13,900	24.58	0.15%
INE665A01038	Swan Energy Limited	Textiles - Cotton	18,123	24.57	0.15%
INE220G01021	Jindal Stainless Limited	Ferrous Metals	36,151	24.44	0.15%
INE324Q1024	24x7 Saw Limited	Ferrous Metals	32,849	24.36	0.15%
INE427F01016	Chalet Hotels Limited	Leisure Services	16,382	23.97	0.15%
INE059D01020	La Opala RG Limited	Consumer Durables	10,770	23.89	0.15%
INE164A01016	Balmer Lawrie & Company Limited	Industrial Products	18,544	23.88	0.15%
INE498B01024	Shoppers Stop Limited	Retailing	10,923	23.48	0.15%
INE435G01025	Dhanuka Agritech Limited	Pesticides	3,323	22.92	0.14%
INE460101021	Star Cement Limited	Cement & Cement Products	23,338	22.77	0.14%
INE426A01027	Alembic Limited	Pharmaceuticals	21,983	22.63	0.14%
INE842C01021	Minda Corporation Limited	Auto Ancillaries	22,515	22.63	0.14%
INE103A01014	Mangalore Refinery and Petrochemicals Limited	Petroleum Products	55,015	21.37	0.13%
INE665L01035	Varror Engineering Limited	Auto Ancillaries	5,771	21.06	0.13%
INE415G01027	Rail Vikas Nigam Limited	Construction Project	71,400	20.78	0.13%
INE398A01010	Venky's (India) Limited	Consumer Non Durables	1,327	20.64	0.13%
INE275B01026	Huhtamaki India Limited	Industrial Products	7,112	19.91	0.12%
INE416D01022	Bliss GVS Pharma Limited	Pharmaceuticals	19,721	19.44	0.12%
INE271B01025	Maharashtra Seamless Limited	Ferrous Metals	6,883	18.95	0.12%
INE870D01012	National Fertilizers Limited	Fertilisers	34,999	18.93	0.12%
INE186A01019	Gujarat Alkalies and Chemicals Limited	Chemicals	5,449	18.79	0.12%
INE691A01018	UCO Bank	Banks	1,69,824	18.68	0.12%
INE385W01011	Dishman Carbogen Amcis Limited	Pharmaceuticals	17,002	18.53	0.12%
INE221J01015	Sharda Cropchem Limited	Pesticides	6,437	18.46	0.12%
INE249Z01012	Mazagon Dock Shipbuilders Limited	Industrial Capital Goods	8,633	18.33	0.11%
INE123F01029	MMTC Limited	Trading	42,806	18.13	0.11%
INE220J01025	Future Consumer Limited	Retailing	2,89,192	17.35	0.11%
INE878A01011	GE Power India Limited	Industrial Capital Goods	5,947	17.07	0.11%
INE732B01013	Angel Broking Limited	Capital Markets	5,604	16.32	0.10%
INE839M01018	Schneider Electric Infrastructure Limited	Industrial Capital Goods	17,058	16.10	0.10%
INE382Z01011	Garden Reach Shipbuilders & Engineers Limited	Aerospace & Defense	8,499	15.71	0.10%
INE177A01018	Ingersoll Rand (India) Limited	Industrial Products	2,252	15.38	0.10%
INE019C01026	Himadri Speciality Chemical Limited	Chemicals	35,855	14.93	0.09%
INE643A01035	Jtekt India Limited	Auto Ancillaries	17,442	14.88	0.09%
INE68D01026	Responsive Industries Limited	Consumer Durables	7,617	12.73	0.08%
	Subtotal		16,020.14	99.89%	
	(b) UNLISTED			NIL	NIL
	Subtotal			NIL	NIL
	Total		16,020.14	99.89%	
	Money Market Instruments				
	Triparty Repo/ Reverse Repo Instrument				
	Triparty Repo			38.10	0.24%
	Reverse Repo			23.30	0.15%
	Total			61.40	0.39%
	OTHERS				
	Cash Margin - CCIL			0.38	0.00%
	Total			0.38	0.00%
	Net Current Assets			(43.82)	-0.28%
	GRAND TOTAL			16,038.10	100.00%

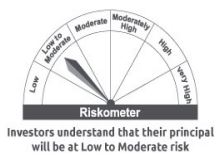
§ Less Than 0.01% of NAV



Investors understand that their principal will be at Very High risk

ISIN	Name of the Instrument	Industry / Rating	Quantity	Market/Fair Value (Rs. in Lacs)	% to NAV	YIELD
Debt Instruments						
(a) Listed / awaiting listing on Stock Exchange						
Government Securities						
IN3120140063	8.96% State Government Securities	SOVEREIGN	1,20,00,000	13,216.84	11.76%	5.52%
IN2220200173	5.68% State Government Securities	SOVEREIGN	1,20,00,000	12,064.19	10.73%	5.51%
IN1020200284	5.41% State Government Securities	SOVEREIGN	1,20,00,000	11,964.76	10.64%	5.50%
IN2920200093	5.47% State Government Securities	SOVEREIGN	25,70,000	2,575.84	2.29%	5.52%
IN2920140042	9.11% State Government Securities	SOVEREIGN	20,00,000	2,200.08	1.96%	5.61%
IN1920140044	9.04% State Government Securities	SOVEREIGN	18,00,000	1,991.59	1.77%	5.60%
IN2120140057	8.95% State Government Securities	SOVEREIGN	17,57,300	1,938.72	1.72%	5.64%
IN2020200068	5.65% State Government Securities	SOVEREIGN	15,00,000	1,508.11	1.34%	5.46%
IN3420140052	8.98% State Government Securities	SOVEREIGN	11,10,000	1,223.54	1.09%	5.55%
IN1020200375	5.75% State Government Securities	SOVEREIGN	10,00,000	1,006.61	0.90%	5.54%
IN2220200140	5.6% State Government Securities	SOVEREIGN	10,00,000	1,002.80	0.89%	5.51%
IN2220140049	8.83% State Government Securities	SOVEREIGN	5,00,000	547.87	0.49%	5.51%
IN1920140028	9.01% State Government Securities	SOVEREIGN	4,79,600	528.03	0.47%	5.55%
IN1020200326	5.52% State Government Securities	SOVEREIGN	5,00,000	499.67	0.44%	5.54%
IN1920130102	9.55% State Government Securities	SOVEREIGN	4,00,000	443.14	0.39%	5.43%
IN3120140055	8.83% State Government Securities	SOVEREIGN	4,00,000	438.30	0.39%	5.51%
IN2020140058	8.97% State Government Securities	SOVEREIGN	3,32,400	366.57	0.33%	5.52%
IN1520140022	8.94% State Government Securities	SOVEREIGN	2,72,800	301.51	0.27%	5.57%
IN3420140060	9.1% State Government Securities	SOVEREIGN	1,09,000	120.76	0.11%	5.58%
Non Convertible Debentures						
INE094A08036	7% Hindustan Petroleum Corporation Limited **	CRISIL AAA	1,000	10,450.54	9.29%	5.48%
INE73E07J09	9.17% NTPC Limited **	CRISIL AAA	900	10,049.90	8.94%	5.38%
INE75E07LQ0	9.3% Power Grid Corporation of India Limited **	CRISIL AAA	640	7,168.14	6.38%	5.35%
INE020B07Z5	9.34% REC Limited **	CRISIL AAA	633	6,962.14	6.21%	5.88%
INE261F08BK1	7.69% National Bank For Agriculture and Rural Development	CRISIL AAA	600	6,374.54	5.67%	5.47%
INE134E08GD0	9.39% Power Finance Corporation Limited **	CRISIL AAA	300	3,319.07	2.95%	5.84%
INE134E08KD9	8.1% Power Finance Corporation Limited **	CRISIL AAA	300	3,195.34	2.84%	5.79%
INE020B08BV7	8.1% REC Limited **	CRISIL AAA	282	3,002.21	2.67%	5.84%
INE053F07BB3	8.25% Indian Railway Finance Corporation Limited	CRISIL AAA	155	1,674.63	1.49%	5.20%
INE261F08CX2	5.53% National Bank For Agriculture and Rural Development	ICRA AAA	164	1,646.22	1.46%	5.38%
INE261F08CUB	5.44% National Bank For Agriculture and Rural Development	ICRA AAA	100	1,001.40	0.89%	5.38%
INE75E07HM7	8.64% Power Grid Corporation of India Limited **	CRISIL AAA	20	273.93	0.24%	5.35%
Subtotal				1,09,076.99	97.01%	
(b) Privately placed / Unlisted						
Subtotal				NIL	NIL	NIL
(c) Securitised Debt						
Subtotal				NIL	NIL	
Total				1,09,076.99	97.01%	
Money Market Instruments						
Tripartite Repo/ Reverse Repo Instrument						
Tripartite Repo				131.45	0.12%	
Reverse Repo				80.39	0.07%	
Total				211.84	0.19%	
OTHERS						
Cash Margin - CCL				1.43	0.00%	
Total				1.43	0.00%	
Net Current Assets				3,145.21	2.80%	
GRAND TOTAL				1,12,435.47	100.00%	

** Non Traded Securities/Illiquid Securities
 \$ Less Than 0.01% of NAV



Monthly Portfolio Statement as on March 31,2021

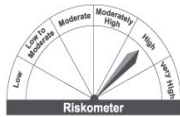
ISIN	Name of the Instrument	Industry / Rating	Quantity	Market/Fair Value (Rs. in Lacs)	% to NAV	YIELD
	Money Market Instruments					
	Triparty Repo/ Reverse Repo Instrument					
	Triparty Repo			526.20	1.96%	
	Reverse Repo			321.75	1.20%	
	Total			847.99	3.16%	
	Exchange Traded Funds					
INF204K014N5	Nippon India ETF Nifty 100		74,10,000	11,632.22	43.35%	
INF204KB1V68	Nippon India ETF Nifty Midcap 150		79,41,389	7,304.49	27.22%	
	Mutual Fund Units					
INF204KB15W0	Nippon India Nifty Smallcap 250 Ind FundDI Pl-Gr-Op		5,42,28,651.215	7,502.48	27.96%	
	Total			26,439.19	98.53%	
	OTHERS					
	Cash Margin - CCIL			0.61	0.00%	
	Total			0.61	0.00%	
	Net Current Assets			(453.36)	-1.69%	
	GRAND TOTAL			26,834.43	100.00%	

\$ Less Than 0.01% of NAV



Monthly Portfolio Statement as on March 31,2021

ISIN	Name of the Instrument	Industry / Rating	Quantity	Market/Fair Value (Rs. in Lacs)	% to NAV	YIELD
	Money Market Instruments					
	Triparty Repo/ Reverse Repo Instrument					
	Triparty Repo			110.65	2.60%	
	Reverse Repo			67.67	1.59%	
	Total			178.32	4.19%	
	Exchange Traded Funds					
INF204KB1715	Nippon India ETF Gold Bees		13,90,500	530.75	12.47%	
	Mutual Fund Units					
INF204K01K15	Nippon India Small Cap Fund - Direct Plan Gr Pl		18,39,552.885	1,176.12	27.64%	
INF204K01E54	Nippon India Growth Fund-Direct Plan Growth Pl Gr Opt		53,956.837	892.54	20.98%	
INF204K01X03	Nippon India Large Cap Fund-Direct Growth Plan		15,15,849.364	660.62	15.53%	
INF204K01B32	Nippon India Short Term Fund DP Growth Plan Growth		12,66,588.821	545.29	12.82%	
INF204K01XP8	Nippon India Gilt Sec Fund Dir Pl Growth Pl Gr Op		9,38,996.709	305.50	7.18%	
	Total			4,110.82	96.62%	
	OTHERS					
	Cash Margin - CCIL			0.26	0.01%	
	Total			0.26	0.01%	
	Net Current Assets			(34.74)	-0.82%	
	GRAND TOTAL			4,254.66	100.00%	



Investors understand that their principal will be at High risk

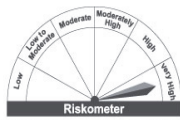
INE850D01014	Godrej Agrovet Limited	Consumer Non Durables	893	4.68	0.12%
INE002L01015	SJVN Limited	Power	14,845	3.87	0.10%
INE248A01017	ITI Limited	Telecom - Equipment & Accessories	2,713	3.12	0.08%
	Subtotal			3,895.09	99.68%
	(b) UNLISTED			NIL	NIL
	Subtotal			NIL	NIL
	Total			3,895.09	99.68%
	Money Market Instruments				
	Triparty Repo/ Reverse Repo Instrument				
	Triparty Repo			19.29	0.49%
	Reverse Repo			11.80	0.30%
	Total			31.09	0.79%
	OTHERS				
	Cash Margin - CCIL			0.62	0.02%
	Total			0.62	0.02%
	Net Current Assets			(18.41)	-0.49%
	GRAND TOTAL			3,908.39	100.00%



Investors understand that their principal will be at Very High risk

Monthly Portfolio Statement as on March 31,2021

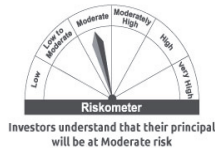
ISIN	Name of the Instrument	Industry / Rating	Quantity	Market/Fair Value (Rs. in Lacs)	% to NAV	YIELD
Equity & Equity related						
(a) Listed / awaiting listing on Stock Exchanges						
INE467B01029	Tata Consultancy Services Limited	Software	13,084	415.79	14.99%	
INE009A01021	Infosys Limited	Software	30,065	411.30	14.82%	
INE030A01027	Hindustan Unilever Limited	Consumer Non Durables	12,705	308.92	11.13%	
INE154A01025	ITC Limited	Consumer Non Durables	1,24,346	271.70	9.79%	
INE018A01030	Larsen & Toubro Limited	Construction Project	17,187	243.87	8.79%	
INE860A01027	HCL Technologies Limited	Software	15,446	151.78	5.47%	
INE044A01036	Sun Pharmaceutical Industries Limited	Pharmaceuticals	15,364	91.85	3.31%	
INE69C01036	Tech Mahindra Limited	Software	8,818	87.43	3.15%	
INE075A01022	Wipro Limited	Software	21,051	87.18	3.14%	
INE074A01021	Grasim Industries Limited	Cement & Cement Products	5,430	78.76	2.84%	
INE752E01010	Power Grid Corporation of India Limited	Power	36,477	78.66	2.84%	
INE095A01012	IndusInd Bank Limited	Banks	8,031	76.65	2.76%	
INE733E01010	NTPC Limited	Power	67,609	72.04	2.60%	
INE917B01010	Bajaj Auto Limited	Auto	1,853	68.02	2.45%	
INE038A01020	Hindalco Industries Limited	Non - Ferrous Metals	20,780	67.92	2.45%	
INE019A01038	JSW Steel Limited	Ferrous Metals	13,758	64.45	2.32%	
INE158A01026	Hero MotoCorp Limited	Auto	1,848	53.84	1.94%	
INE213A01029	Oil & Natural Gas Corporation Limited	Oil	51,913	53.03	1.91%	
INE28A01036	UPL Limited	Pesticides	7,828	50.24	1.81%	
INE522F01014	Coal India Limited	Minerals/Mining	38,865	38.86	1.40%	
	Subtotal			2,772.29	99.91%	
(b) UNLISTED						
	Subtotal			NIL	NIL	NIL
	Total			2,772.29	99.91%	
Money Market Instruments						
	Triparty Repo/ Reverse Repo Instrument					
	Triparty Repo			32.76	1.18%	
	Reverse Repo			20.03	0.72%	
	Total			52.79	1.90%	
OTHERS						
	Cash Margin - CCIL			0.49	0.02%	
	Total			0.49	0.02%	
	Net Current Assets			(51.16)	-1.83%	
	GRAND TOTAL			2,774.41	100.00%	



Investors understand that their principal will be at Very High risk

Monthly Portfolio Statement as on March 31, 2021

ISIN	Name of the Instrument	Industry / Rating	Quantity	Market/Fair Value (Rs. in Lacs)	% to NAV	YIELD
Debt Instruments						
(a) Listed / awaiting listing on Stock Exchange						
Government Securities						
IN2020150149	8.42% State Government Securities	SOVEREIGN	31,45,000	3,427.66	12.32%	6.23%
IN2120150106	8.76% State Government Securities	SOVEREIGN	30,00,000	3,315.83	11.91%	6.23%
IN1020150141	8.57% State Government Securities	SOVEREIGN	20,00,000	2,193.06	7.88%	6.27%
IN1320150031	8.54% State Government Securities	SOVEREIGN	20,00,000	2,187.34	7.86%	6.27%
IN2920150249	8.48% State Government Securities	SOVEREIGN	20,00,000	2,181.05	7.84%	6.29%
IN3420150135	8.4% State Government Securities	SOVEREIGN	20,00,000	2,175.48	7.82%	6.28%
IN1620150129	8.38% State Government Securities	SOVEREIGN	20,00,000	2,172.10	7.80%	6.28%
IN1520190233	8.99% State Government Securities	SOVEREIGN	15,00,000	1,552.35	5.58%	6.17%
IN2220150188	8.47% State Government Securities	SOVEREIGN	13,64,600	1,491.76	5.36%	6.22%
IN1620150137	8.51% State Government Securities	SOVEREIGN	10,00,000	1,093.96	3.93%	6.24%
IN4520200036	6.72% State Government Securities	SOVEREIGN	10,00,000	1,017.40	3.66%	6.31%
IN3120150203	8.69% State Government Securities	SOVEREIGN	5,00,000	551.18	1.98%	6.23%
IN3120150153	8.22% State Government Securities	SOVEREIGN	5,00,000	545.91	1.96%	5.94%
IN2820150042	8.34% State Government Securities	SOVEREIGN	5,00,000	544.17	1.96%	5.97%
IN2220150170	8.36% State Government Securities	SOVEREIGN	5,00,000	544.02	1.95%	6.22%
IN2820160017	7.98% State Government Securities	SOVEREIGN	5,00,000	535.45	1.92%	6.32%
IN2820160025	7.96% State Government Securities	SOVEREIGN	5,00,000	534.45	1.92%	6.35%
IN3320150383	8.83% State Government Securities	SOVEREIGN	4,50,000	497.40	1.79%	6.29%
IN2220150154	8.26% State Government Securities	SOVEREIGN	2,00,000	218.82	0.79%	5.94%
IN1520150104	8.27% State Government Securities	SOVEREIGN	2,00,000	216.90	0.78%	6.20%
IN1220200274	6.21% State Government Securities	SOVEREIGN	32,000	32.01	0.12%	6.20%
Subtotal				27,028.30	97.13%	
(b) Privately placed / Unlisted						
Subtotal				NIL	NIL	NIL
(c) Securitised Debt						
Subtotal				NIL	NIL	
Total				27,028.30	97.13%	
Money Market Instruments						
Triparty Repo/ Reverse Repo Instrument						
Triparty Repo				6,476.50	23.27%	
Reverse Repo				3,960.57	14.23%	
Total				10,437.07	37.50%	
OTHERS						
Cash Margin - CCIL				32.80	0.12%	
Total				32.80	0.12%	
Net Current Assets				(8,665.53)	-34.75%	
GRAND TOTAL				27,832.64	100.00%	



Security matured and default beyond its maturity date as on 31st March 2021
(forming part of net current assets) is as follows :-

Index

Nippon India Fixed Horizon Fund - XXXI - Series 11

ISIN	Name of the Instrument	Value of security considered under net receivable(Rs. In Lakhs)	% of Value of security considered under net receivable to Net Assets	Total amount due (Rs. In Lakhs)
INE202B07J3	9.05% Dewan Hs Fin Corp Ltd NCD Ser 1 (09/09/2019) - Matured #	-	0.00%	599.64

Nippon India Fixed Horizon Fund - XXIV - Series 2

ISIN	Name of the Instrument	Value of security considered under net receivable(Rs. In Lakhs)	% of Value of security considered under net receivable to Net Assets	Total amount due (Rs. In Lakhs)
INE202B07J3	9.05% Dewan Hs Fin Corp Ltd NCD Ser 1 (09/09/2019) - Matured #	-	0.00%	130.83

Nippon India Fixed Horizon Fund - XXXI - Series 6

ISIN	Name of the Instrument	Value of security considered under net receivable(Rs. In Lakhs)	% of Value of security considered under net receivable to Net Assets	Total amount due (Rs. In Lakhs)
INE202B07J3	9.05% Dewan Hs Fin Corp Ltd NCD Ser 1 (09/09/2019) - Matured #	-	0.00%	403.39

Nippon India Fixed Horizon Fund - XXXII - Series 10

ISIN	Name of the Instrument	Value of security considered under Net Current Assets (Rs. In Lakhs)	% of Value of security considered under Net Current Assets to Net Assets	Total amount due including interest (Rs. In Lakhs)
INE202B07J3	9.05% Dewan Hs Fin Corp Ltd NCD Ser 1 (09/09/2019) - Matured #	-	0.00%	556.03
INE217K07AB6	8.7% Reliance Home Finance Ser 1 Tran 1 (MD03/01/2020) - Matured #	-	0.00%	565.24

Nippon India Fixed Horizon Fund - XXXI - Series 15

ISIN	Name of the Instrument	Value of security considered under Net Current Assets (Rs. In Lakhs)	% of Value of security considered under Net Current Assets to Net Assets	Total amount due including interest (Rs. In Lakhs)
INE202B07J3	9.05% Dewan Hs Fin Corp Ltd NCD Ser 1 (09/09/2019) - Matured #	-	0.00%	43.61
INE217K07A11	8.64% Reliance Home Fin Ltd Annl Comp (MD25/05/20) - Matured #	-	0.00%	663.69

Nippon India Fixed Horizon Fund - XXXII - Series 4

ISIN	Name of the Instrument	Value of security considered under Net Current Assets (Rs. In Lakhs)	% of Value of security considered under Net Current Assets to Net Assets	Total amount due including interest (Rs. In Lakhs)
INE202B07J3	9.05% Dewan Hs Fin Corp Ltd NCD Ser 1 (09/09/2019) - Matured #	-	0.00%	32.71
INE217K07A11	8.64% Reliance Home Fin Ltd Annl Comp (MD25/05/20) - Matured #	-	0.00%	1,926.02

Nippon India Fixed Horizon Fund -XXXIII- Series 2

ISIN	Name of the Instrument	Value of security considered under Net Current Assets (Rs. In Lakhs)	% of Value of security considered under Net Current Assets to Net Assets	Total amount due including interest (Rs. In Lakhs)
INE217K07A11	8.64% Reliance Home Fin Ltd Annl Comp (MD25/05/20) - Matured #	-	0.00%	1,099.65

Nippon India Fixed Horizon Fund -XXXIII- Series 5

ISIN	Name of the Instrument	Value of security considered under Net Current Assets (Rs. In Lakhs)	% of Value of security considered under Net Current Assets to Net Assets	Total amount due including interest (Rs. In Lakhs)
INE217K07A11	8.64% Reliance Home Fin Ltd Annl Comp (MD25/05/20) - Matured #	-	0.00%	1,782.87

Nippon India Fixed Horizon Fund -XXXIII- Series 9

ISIN	Name of the Instrument	Value of security considered under Net Current Assets (Rs. In Lakhs)	% of Value of security considered under Net Current Assets to Net Assets	Total amount due including interest (Rs. In Lakhs)
INE217K07A11	8.64% Reliance Home Fin Ltd Annl Comp (MD25/05/20) - Matured #	-	0.00%	1,171.23

Nippon India Fixed Horizon Fund - XXXIV - Series 1

ISIN	Name of the Instrument	Value of security considered under Net Current Assets (Rs. In Lakhs)	% of Value of security considered under Net Current Assets to Net Assets	Total amount due including interest (Rs. In Lakhs)
INE217K07A11	8.64% Reliance Home Fin Ltd Annl Comp (MD25/05/20) - Matured #	-	0.00%	780.82

Nippon India Fixed Horizon Fund - XXXIV - Series 6

ISIN	Name of the Instrument	Value of security considered under Net Current Assets (Rs. In Lakhs)	% of Value of security considered under Net Current Assets to Net Assets	Total amount due including interest (Rs. In Lakhs)
INE217K07A11	8.64% Reliance Home Fin Ltd Annl Comp (MD25/05/20) - Matured #	-	0.00%	409.93

Nippon India Fixed Horizon Fund - XXXIV - Series 8

ISIN	Name of the Instrument	Value of security considered under Net Current Assets (Rs. In Lakhs)	% of Value of security considered under Net Current Assets to Net Assets	Total amount due including interest (Rs. In Lakhs)
INE217K07A11	8.64% Reliance Home Fin Ltd Annl Comp (MD25/05/20) - Matured #	-	0.00%	650.68

Nippon India Fixed Horizon Fund -XXXIV- Series 10

ISIN	Name of the Instrument	Value of security considered under Net Current Assets (Rs. In Lakhs)	% of Value of security considered under Net Current Assets to Net Assets	Total amount due including interest (Rs. In Lakhs)
INE217K07A11	8.64% Reliance Home Fin Ltd Annl Comp (MD25/05/20) - Matured #	-	0.00%	260.27

Nippon India Fixed Horizon Fund - XXXII - Series 7

ISIN	Name of the Instrument	Value of security considered under Net Current Assets (Rs. In Lakhs)	% of Value of security considered under Net Current Assets to Net Assets	Total amount due including interest (Rs. In Lakhs)
INE217K07A11	8.64% Reliance Home Fin Ltd Annl Comp (MD25/05/20) - Matured #	0.00	0.00%	325.34

Nippon India Fixed Horizon Fund - XXXII - Series 2

ISIN	Name of the Instrument	Value of security considered under Net Current Assets (Rs. In Lakhs)	% of Value of security considered under Net Current Assets to Net Assets	Total amount due including interest (Rs. In Lakhs)
INE217K07A11	8.64% Reliance Home Fin Ltd Annl Comp (MD25/05/20) - Matured #	0.00	0.00%	260.27

Nippon India Fixed Horizon Fund - XXXII - Series 1

ISIN	Name of the Instrument	Value of security considered under Net Current Assets (Rs. In Lakhs)	% of Value of security considered under Net Current Assets to Net Assets	Total amount due including interest (Rs. In Lakhs)
INE217K07A11	8.64% Reliance Home Fin Ltd Annl Comp (MD25/05/20) - Matured #	0.00	0.00%	455.48

Securities classified as below investment grade or default

Notes

Yield for below investment grade securities are not provided ,as the same has been valued on hair cut provided by valuation agencies