

13<sup>th</sup> December, 2017

To,  
BSE Limited  
Phiroze Jeejeebhoy Towers,  
Dalal Street,  
Mumbai – 400 001.

To,  
National Stock Exchange of India Limited  
Exchange Plaza, Plot No. C/1, G – Block,  
BKC, Bandra (East),  
Mumbai – 400 051.

**Scrip Code: 532641**

**Scrip Symbol: NDL**

Dear Sir,

**Subject: Submission of Investor Presentation – December 2017**

We are pleased to submit herewith a copy of the latest Investor Presentation of Nandan Denim Limited for the month of December 2017 (Q2 & H1 FY18).

Dickenson Seagull IR is the Investor Relations Advisor to **Nandan Denim Limited**.

You are requested to kindly take the same on record.

Yours faithfully,  
**For NANDAN DENIM LIMITED**

  
**Purvee Roy**  
Company Secretary  
(Mem. No.: F8978)



**Nandan Denim Limited**  
(CIN:L51909GJ1994PLC022719)

**Registered Office**

Survey No. 198/1, 203/2, Saijpur-Gopalpur, Pirana Road, Piplej, Ahmedabad - 382 405  
Ph.: +91 9879200199 Website : www.nandandenim.com Email : info@nandandenim.com

**Corporate Office**

Chiripal House, Shivrangani Cross Roads, Satellite, Ahmedabad - 380 015  
Ph.: 079-26734660/2/3 Fax : 079-26768656

# NANDAN DENIM LIMITED



**Q2 & H1 FY18**

**RESULTS UPDATE**

DECEMBER 2017





## SAFE HARBOUR STATEMENT

*This presentation and the following discussion may contain “forward looking statements” by Nandan Denim Limited (“Nandan Denim”) that are not historical in nature. These forward looking statements, which may include statements relating to future results of operations, financial condition, business prospects, plans and objectives, are based on the current beliefs, assumptions, expectations, estimates, and projections of the management of Nandan Denim about the business, industry and markets in which it operates.*

*These statements are not guarantees of future performance, and are subject to known and unknown risks, uncertainties, and other factors, some of which are beyond Nandan Denim’s control and difficult to predict, that could cause actual results, performance or achievements to differ materially from those in the forward looking statements. Such statements are not, and should not be construed, as a representation as to future performance or achievements of Nandan Denim. In particular, such statements should not be regarded as a projection of future performance of Nandan Denim. It should be noted that the actual performance or achievements of the company may vary significantly from such statements.*

**01** Q2 & H1 FY18 Results,  
Financials & Outlook

---

**02** About Us

---

**03** Rationale for Capacity  
Expansion & Integration

---

**04** Annexure

---





# 01 Q2 & H1 FY18 RESULTS & OUTLOOK

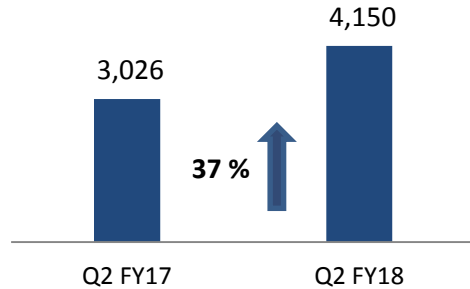


## Q2 FY18 RESULTS – KEY HIGHLIGHTS

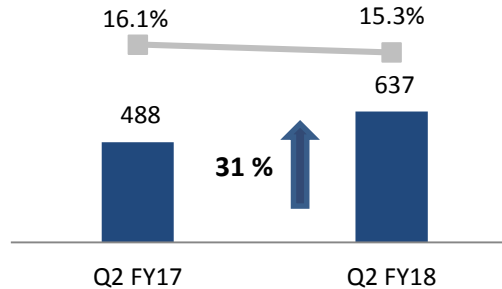
Q2 FY18 figures are as per IND-AS Standards

In Rs Mn

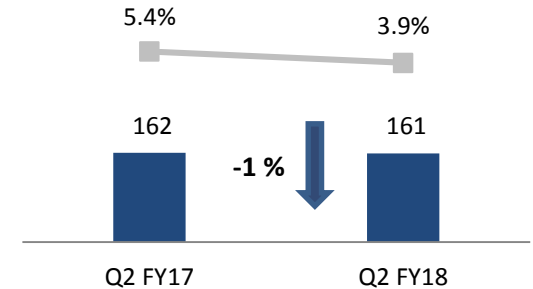
### REVENUES



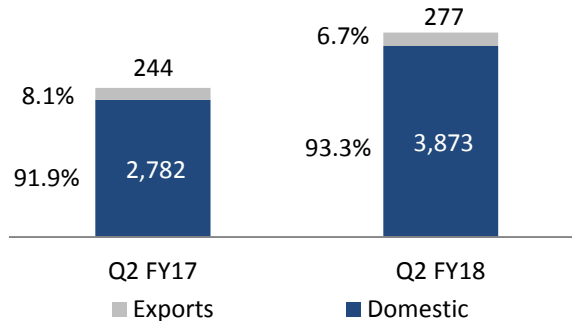
### EBITDA & EBITDA MARGIN



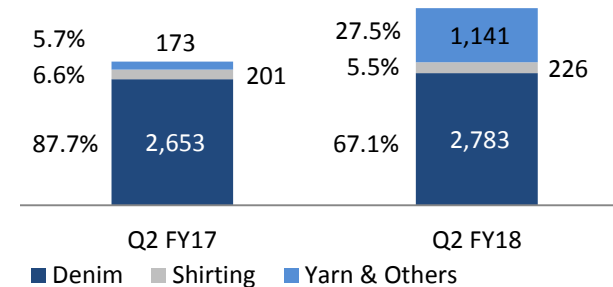
### PAT & PAT MARGIN



### REVENUE BREAKUP – DOMESTIC Vs. EXPORTS



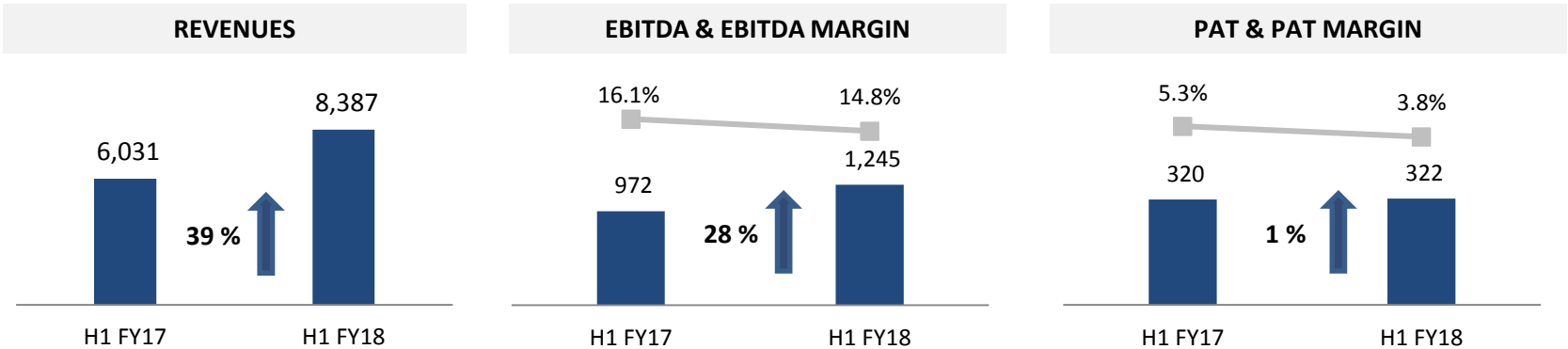
### REVENUE BREAKUP – PRODUCT WISE



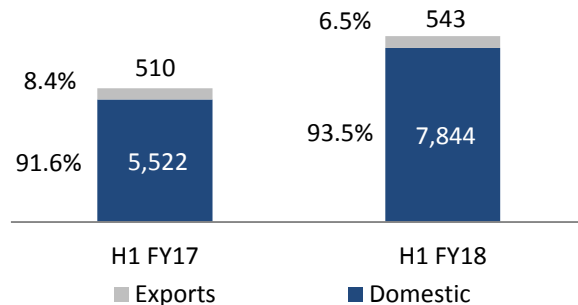
# H1 FY18 RESULTS – KEY HIGHLIGHTS

H1 FY18 figures are as per IND-AS Standards

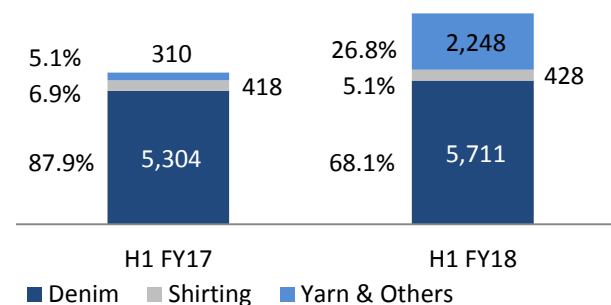
In Rs Mn



## REVENUE BREAKUP – DOMESTIC Vs. EXPORTS



## REVENUE BREAKUP – PRODUCT WISE



# CONSOLIDATED PROFIT & LOSS STATEMENT

Q2 & H1 FY18 figures are as per IND-AS Standards

Particulars (Rs. in Mn)	Q2 FY18	Q2 FY17	YoY%	Q1 FY18	QoQ%	H1 FY18	H1 FY17	YoY%
Revenue from Operations	4,149.8	3,026.3	37.1%	4,237.0	-2.1%	8,386.8	6,031.2	39.1%
COGS	2,818.0	2,023.2	39.3%	2,895.6	-2.7%	5,713.5	4,033.3	41.7%
<b>Gross Profit</b>	<b>1,331.8</b>	<b>1,003.1</b>	<b>32.8%</b>	<b>1,341.4</b>	<b>-0.7%</b>	<b>2,673</b>	<b>1,998</b>	<b>33.8%</b>
<b>Gross Margins %</b>	<b>32.1%</b>	<b>33.1%</b>	<b>-105 bps</b>	<b>31.7%</b>	<b>43 bps</b>	<b>31.9%</b>	<b>33.1%</b>	<b>-125 bps</b>
Employee Expenses	201.1	155.0	29.8%	213.0	-5.6%	414.1	307.0	34.9%
Other Expenses	494.1	360.4	37.1%	519.9	-5.0%	1,014.0	719.0	41.0%
<b>EBITDA</b>	<b>636.6</b>	<b>487.7</b>	<b>30.5%</b>	<b>608.5</b>	<b>4.6%</b>	<b>1,245.1</b>	<b>971.9</b>	<b>28.1%</b>
<b>EBITDA Margin %</b>	<b>15.3%</b>	<b>16.1%</b>	<b>-78 bps</b>	<b>14.4%</b>	<b>98 bps</b>	<b>14.8%</b>	<b>16.1%</b>	<b>-127 bps</b>
Depreciation	293.7	168.8	74.0%	293.2	0.2%	587.0	338.5	73.4%
Finance Cost	153.7	87.6	75.4%	140.0	9.8%	293.7	176.7	66.2%
Other Income	5.1	6.4	-21.0%	7.4	-31.9%	12.5	12.7	-1.4%
<b>PBT</b>	<b>194.3</b>	<b>237.7</b>	<b>-18.3%</b>	<b>182.7</b>	<b>6.3%</b>	<b>377.0</b>	<b>469.4</b>	<b>-19.7%</b>
Taxes	33.1	75.7	-56.3%	21.7	52.4%	54.7	149.5	-63.4%
<b>PAT</b>	<b>161.2</b>	<b>162.0</b>	<b>-0.5%</b>	<b>161.1</b>	<b>0.1%</b>	<b>322.3</b>	<b>319.9</b>	<b>0.7%</b>
<b>PAT Margin %</b>	<b>3.9%</b>	<b>5.4%</b>	<b>-147 bps</b>	<b>3.8%</b>	<b>8 bps</b>	<b>3.8%</b>	<b>5.3%</b>	<b>-146 bps</b>
<b>EPS (Rs.) - Basic</b>	<b>3.35</b>	<b>3.37</b>	<b>-0.6%</b>	<b>3.35</b>	<b>0.0%</b>	<b>6.71</b>	<b>6.66</b>	<b>0.8%</b>



# CONSOLIDATED BALANCE SHEET

Figures are as per IND-AS Standards

Particulars (Rs. in Mn.)	H1 FY18
<b>Equity &amp; Liabilities</b>	
<b>Shareholder's Funds</b>	
Share Capital	480.5
Reserves & Surplus	3,954.9
	<b>4,435.4</b>
<b>Non-Current Liabilities</b>	
Long-term borrowings	4,159.5
Deferred tax liabilities (Net)	183.0
Other long term liabilities	-
Long term provisions	-
	<b>4,342.6</b>
<b>Current Liabilities</b>	
Short-term Borrowings	1,614.1
Trade Payables	1,349.5
Other Current Liabilities	948.4
Current Tax Liabilities (Net)	52.6
Short-term Provisions	3.7
	<b>3,968.3</b>
<b>Total Equity &amp; Liabilities</b>	<b>12,746.3</b>

Particulars (Rs. in Mn.)	H1 FY18
<b>Assets</b>	
<b>Non-Current Assets</b>	
Fixed Assets	7,249.2
Capital WIP	347.6
Non-Current Investments	33.8
Other Intangible Assets	8.3
Long-term loans and advances	17.0
Other Non-current assets	79.0
	<b>7,734.9</b>
<b>Current Assets</b>	
Current Investments	-
Inventories	2,221.6
Trade Receivables	1,526.7
Cash & Cash Equivalents	809.9
Short-term loans and advances	0.2
Other Current Assets	453.0
	<b>5,011.4</b>
<b>Total Assets</b>	<b>12,746.3</b>

# 02 ABOUT US



One World With Denim

At Nandan Denim,  
we aim at weaving the world together

## ABOUT US: CHIRIPAL GROUP – EMERGING CONGLOMERATE

BUSINESS DIVISION	GROUP COMPANIES	DETAILS
<b>Textiles</b>	Nandan Denim Ltd.	
	Chiripal Industries Ltd. (Processing Division)	<ul style="list-style-type: none"> <li>Fully integrated facilities for manufacturing range of products viz. woven fabrics, circular knitted fabrics, polar fleece fabrics, cotton hosiery, denim, etc.</li> </ul>
	Vishal Fabrics Ltd.	
<b>Chemicals</b>	Chiripal Industries Ltd. (Chemicals Division)	<ul style="list-style-type: none"> <li>Operates two major divisions – Adhesives &amp; Speciality Performance Chemicals.</li> <li>Equipped to provide world class solutions to the paints, paper, leather, packaging &amp; textile industries</li> </ul>
		<ul style="list-style-type: none"> <li>World Class two imported Biaxial orientation of polypropylene (BOPP) lines from Bruckner, Germany for manufacturing films capacity of 77,550 MTPA.</li> <li>In addition, CPFL has two Metalizers for producing metalized films.</li> <li>The company has also implemented BOPET Line (capacity of 38,800 MTPA) to cater to wide demand for BOPET Products.</li> <li>The Company has installed a 600 MT per day Polyethylene terephthalate (PET) Resin Plant.</li> </ul>
<b>Packaging</b>	Chiripal Poly Films Ltd.	
<b>Infrastructure</b>	Shanti Developers	
	Dholi Integrated Spinning Park	<ul style="list-style-type: none"> <li>Operates a fully equipped industrial park for enterprises in the textile sector</li> <li>Has made a successful foray in the area of residential infrastructure as well.</li> </ul>
	Vraj Integrated Textile Park	
<b>Education</b>	Shanti Educational Initiatives Ltd.	<ul style="list-style-type: none"> <li>Runs schools under the brand “Shanti Asiatic” across the country with over 3,700 students.</li> <li>Present in the management education space having student strength of 200 students.</li> <li>Successfully running over 180 pre-K franchise – Shanti Juniors with over 10,000 students.</li> </ul>



### STRONG PEDIGREE

- Nandan Denim Limited is a part of a leading conglomerate, Chiripal Group, which was established in 1972 and is currently diversified across several businesses like Textiles, Chemicals, Packaging, Infrastructure and Education.
- Nandan Denim commenced its operations in 1994 with textile trading business and forayed into textile manufacturing in 2004. The company currently engages in manufacturing of denims, cotton fabrics and khakis.
- The company is run by a professional management team with an average experience of more than two decades.

### LEADING INTEGRATED DENIM MANUFACTURER

- Nandan Denim has one of the largest denim fabric manufacturing capacities in the world.
- The company expanded its denim fabric capacity from 71 MMPA to 110 MMPA.
- The company has completed backward integration by expanding its spinning capacity from 54 TPD (tonnes per day) to 141 TPD which will result into higher operating margins.
- The company also owns a captive power plant of 15 MW.

### STRONG FINANCIAL PERFORMANCE \*

- Consolidated Revenues, EBITDA and PAT were Rs 12,204 mn, Rs 1,899 mn and Rs 567 mn in FY17 having grown at CAGR of 15%, 15% and 16% over FY13 - FY17.
- Stable EBITDA margins of around 14% - 16% over FY13 - FY17.
- FY17 Debt : Equity was 1.5:1.

## ABOUT US: INTEGRATED DENIM FABRIC FACILITY



### FIBRE

#### Ginned Cotton

70% of cotton requirement is met from Gujarat



### YARN

#### Spinning

Spinning Capacity – 141 TPD



### FABRIC

#### Weaving & Processing

Denim – 110 MMPA  
Shirting – 10 MMPA

### KEY HIGHLIGHTS

- One of the largest denim fabric facility in the world and largest in India.
- Machinery with latest technology from Germany and Japan, capable of producing wide range of denim fabrics.
- ~10% domestic denim fabric market share.
- Sufficient power through 15 MW captive power plant.

## THE GUJARAT ADVANTAGE

### GUJARAT TEXTILE HUB OF INDIA

- Largest producer of denim fabric (65-70%) in India and third largest in the world.
- Largest producer of cotton in India.
- Textile hub of India housing the entire textile value chain.

### GUJARAT TEXTILE POLICY – BENEFITS

- Interest Subsidy (in addition to Central subsidies) for 5 years:
  - 7% - Spinning & garment facilities
  - 6% - Technical textiles
  - 5% - All other facilities
- Power tariff subsidy @ Rs 1/unit for 5 years.
- VAT/Entry Tax reimbursement for 8 years.
- 100% stamp duty reimbursement.



### SUPERIOR CONNECTIVITY

- Located in Ahmedabad, the financial capital of Gujarat.
- Superior infrastructure connectivity through roads, rail, airport and ports.

### PROXIMITY TO MARKET

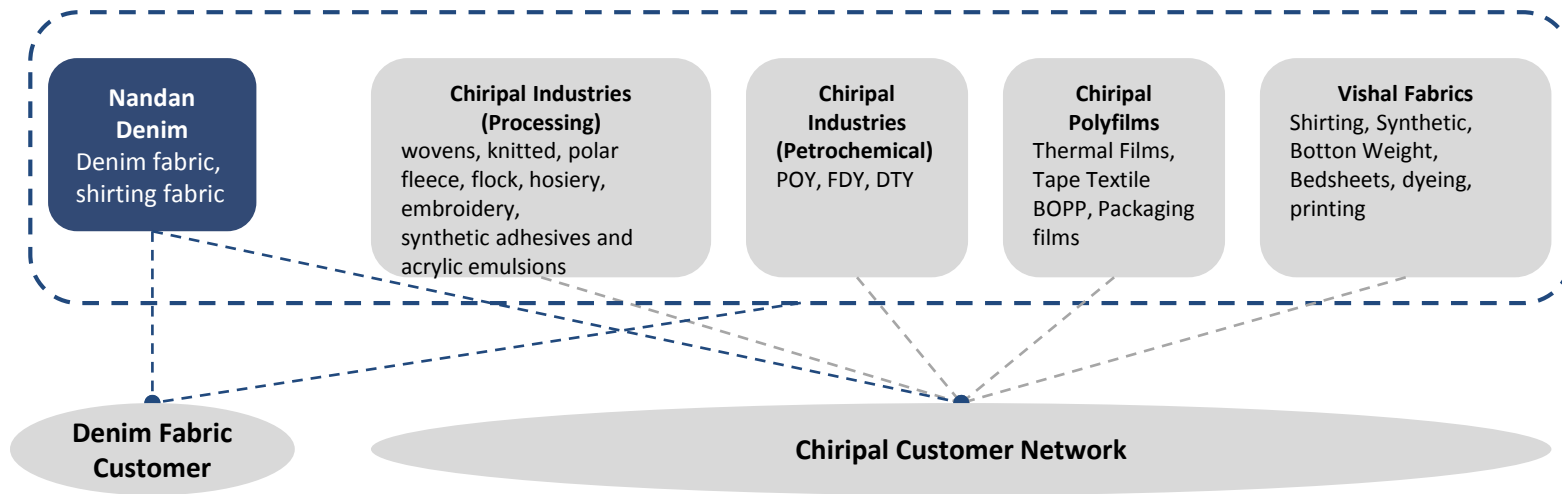
- Close proximity to machinery vendors, fabric dealers and leading garment manufacturers resulting in faster delivery and service.
- Lower marketing and transportation overheads.

### LOW COST OF PRODUCTION

- Easy availability of key raw material – Cotton.
- Uninterrupted power supply in state of Gujarat.
- Gujarat meets around 70% of the cotton requirement.
- Easy availability of skilled and unskilled labour.



## LEVERAGE CHIRIPAL GROUP ECO-SYSTEM



- Access to the large customer network of the Chiripal Group.
- Successful customer acquisition and retention through the cross-leveraging of group capabilities and cross-selling of group offerings.
- One of the largest group level processing capacity of ~0.8 MMPD adding significant value to customers by fulfilling their printing, dyeing, bleaching, synthetic yarn and other processing requirements under one roof.

### MARKETING & DISTRIBUTION – DOMESTIC MARKETS

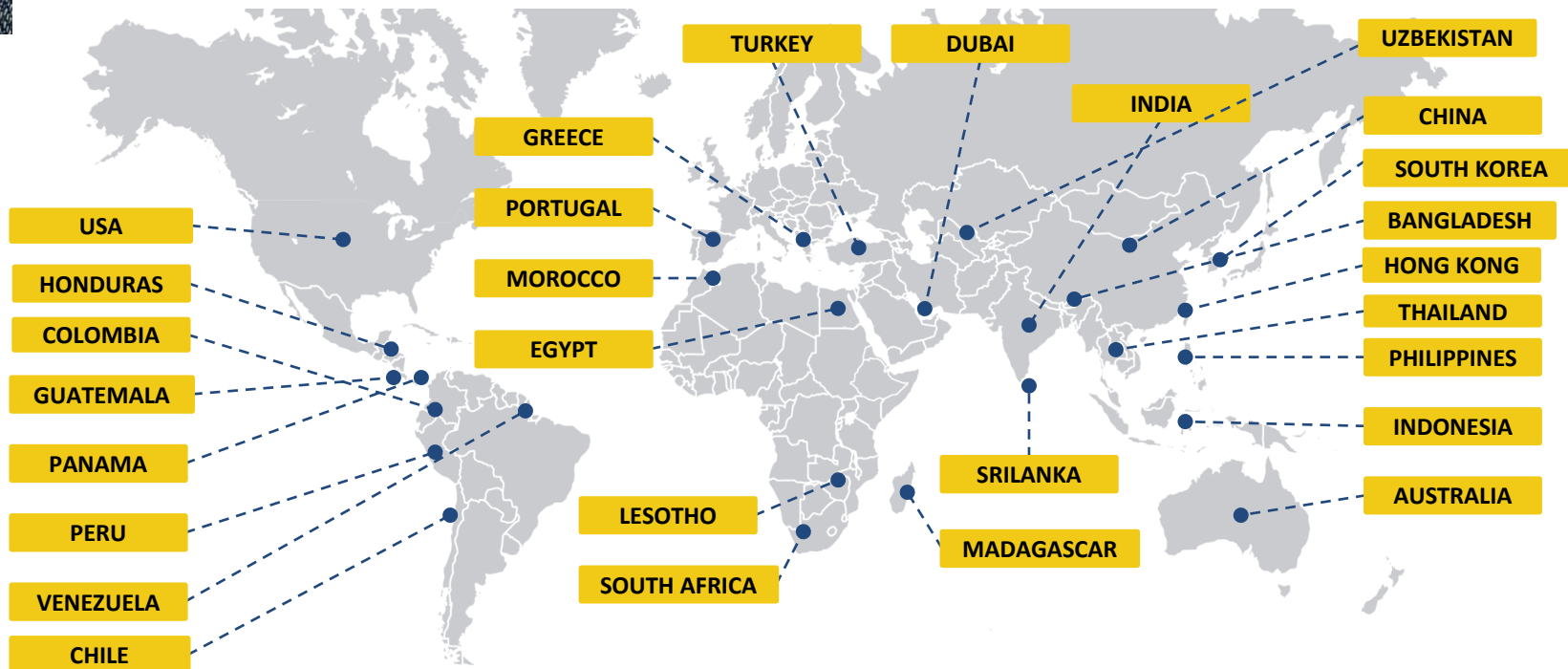
- Leveraging the strong agent-based domestic network of the Chiripal group.
- Strong pan-India network of around 35 – 40 distributors associated with the company for close to a decade.
- Strategic tie-ups with 10 firms to exclusively sell Nandan Denim's products.
- Around 2/3<sup>rd</sup> of the orders are confirmed through long term agreements involving minimum yearly quantity commitment.

### MARKETING & DISTRIBUTION – EXPORTS MARKETS

- Leveraging the strong agent-based global network of the Chiripal group.
- Strong global network of around 15 distributors spread across 8 countries – Peru, Mauritius, Hong Kong, Dubai, Thailand, Bangladesh, New York, Columbia.
- Export of denim fabric to over 28 countries across the globe.
- Merchant exports through various star export houses to give an additional boost to exports.

**Nandan Denim has been able to grow its revenues at a CAGR of 15% over last 5 years, with steady EBITDA margins**

## ABOUT US: BUILDING GLOBAL PRESENCE



Nandan Denim exports its denim fabric to over 28 countries across the globe through its strong global dealer-distribution network.



# ABOUT US: ACCEPTANCE FROM LEADING BRANDS

## DOMESTIC BRANDS



## GLOBAL BRANDS



ANN TAYLOR



## ABOUT US: CAPACITY EXPANSION

Capacity	FY16	FY17
<b>Spinning (TPD)</b>	70	141
<b>Fabric (MMPA)</b>		
Denim	99	110
Shirting	10	10

03

# Rationale for Capacity Expansion & Integration





## STRONG DOMESTIC AND GLOBAL DEMAND

- Strong domestic demand backed by majority young population (78% < 45 years), rising disposable incomes and fashion consciousness and increasing organised retail industry penetration in Tier II and III cities.
- Strong global demand and potential for being a global production hub driven by easy availability of cotton, competitive currency and low cost labour.
- Set to benefit from China's decreasing competitiveness . As per CITI estimates, if China loses 10% market share in global textiles, India's market share will increase by 80%.

## LOCATION ADVANTAGE

- Located in Gujarat – Textile hub of India, largest exporter of denim fabric, largest producer of cotton etc.
- Easy availability of cotton (Gujarat meets 70% requirement) and skilled & unskilled labour.
- Close proximity to machinery vendors, fabric dealers and leading garment manufacturers resulting in faster delivery and service and lower overheads.

## BENEFITS UNDER CENTRAL AND STATE GOVERNMENT POLICY

- **Gujarat textile policy:** 5% (7% - spinning facility) interest subsidy and power subsidy @ Rs1/unit for 5 years, VAT/Entry Tax reimbursement for 8 years, 100% stamp duty reimbursement.
- **TUFS (Central textile policy):** 5% interest subsidy and 10% capital subsidy for period of 7 years. Under this policy, a subsidy of \$ 259.79 mn was released in FY17.

## IMPROVED OPERATIONAL FLEXIBILITY

- Integrated facility will improve the overall operational flexibility, helping the company to absorb the increasing market demand.
- Faster delivery and timely execution due to limited dependency on external factors along the value chain.
- Achieve optimum capacity utilisation.
- Maintain consistency and high quality standards.

## IMPROVED MARGINS THROUGH BACKWARD INTEGRATION

- In-house production of cotton yarn would result in significant savings compared to purchase of yarn from the market.
- Integrated facility to help in better management of the working capital and improve the operational efficiencies.
- Better market response, efficient capacity utilisation and cost savings on captive yarn would result in higher EBITDA margins.

## IMPROVEMENT IN ASSET TURNOVER AND RETURN RATIOS

- Higher asset turnover along with improved operating margins will result in positive operating leverage and better return ratios.

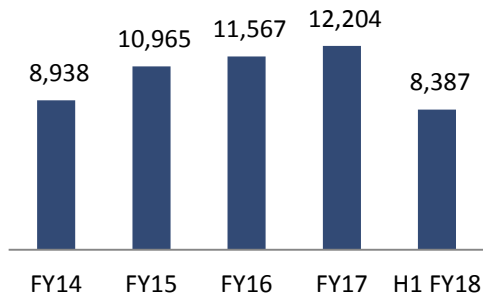
# 04 Annexure



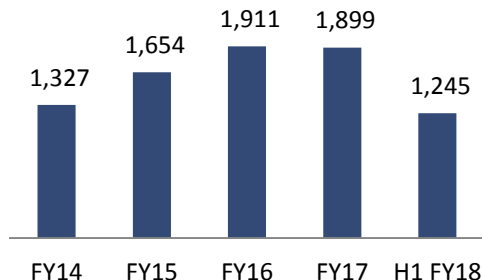
# FINANCIAL SUMMARY

## H1 FY18 Figures as per IND-AS

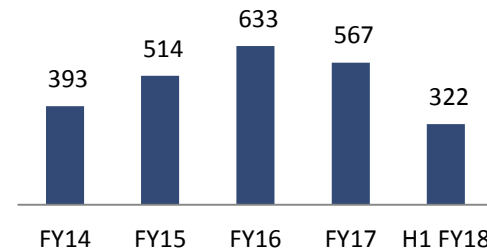
### REVENUES (RS MN)



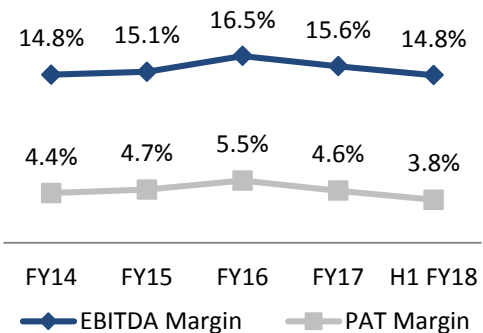
### EBITDA (RS MN)



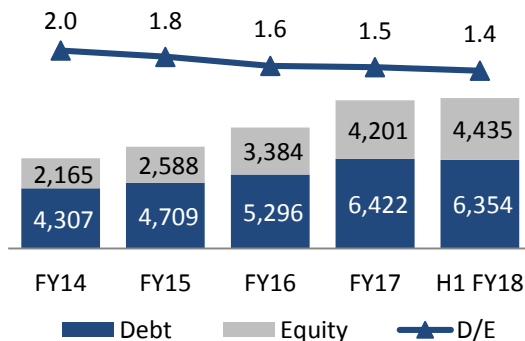
### PAT (RS MN)



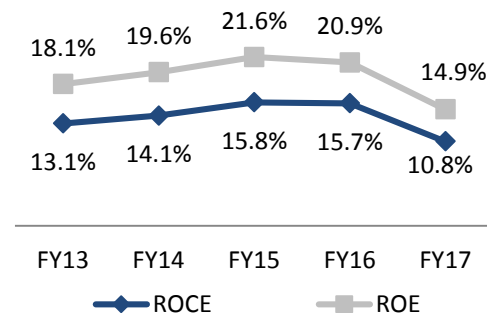
### MARGIN ANALYSIS (%)



### LEVERAGE ANALYSIS (RS MN)

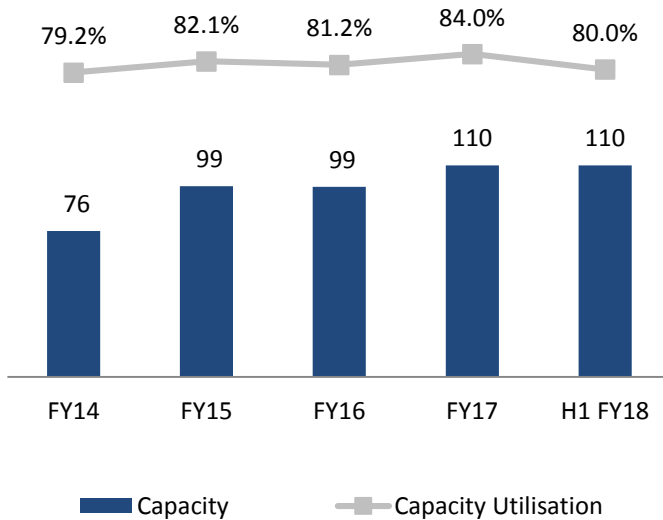


### RETURN METRICS (%)

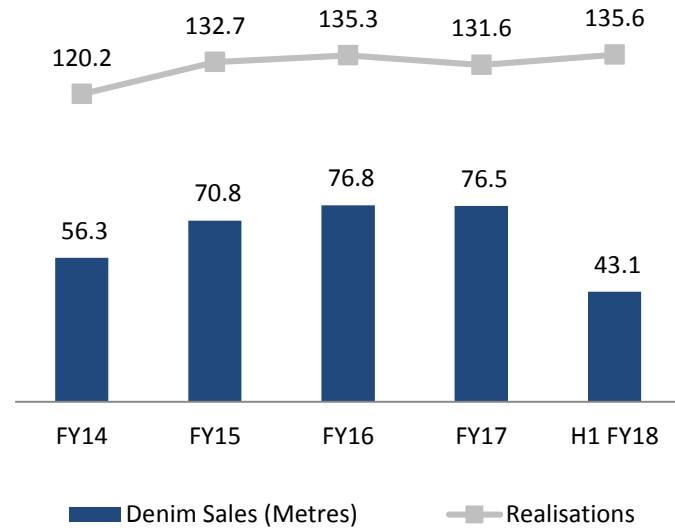




## DENIM FABRIC CAPACITY (MMPA)



## DENIM REALISATIONS (RS/METRE)





**THANK YOU**



**Mr. Ashok Bothra**  
CFO  
Email: [ab@chiripalgroup.com](mailto:ab@chiripalgroup.com)

**Mr. Arun Prakash / Mr. Nilesh Dalvi**  
IR Consultant  
Email: [arun.prakash@dickensonir.com](mailto:arun.prakash@dickensonir.com)  
[nilesh.dalvi@dickensonir.com](mailto:nilesh.dalvi@dickensonir.com)  
Contact No: +91 7506933892 / 9819289131