

Speed
Reliability
Value Performance

COMPUAGE INFOCOM LTD

23rd August, 2022

To,
The Corporate Services Dept.
BSE Ltd.
Phiroze Jeejeebhoy Towers,
Dalal Street,
Mumbai 400 001.

National Stock Exchange of India Ltd.,
Exchange Plaza,
C-1, Block G, Bandra Kurla Complex,
Bandra (E),
Mumbai - 400 051.

Security Code: 532456
ISIN: INE070C01037

Symbol: COMPINFO

Sub: Investor Presentation

Dear Sir / Ma'am,

Pursuant to Regulation 30 of the SEBI (Listing Obligations and Disclosures Requirements) Regulations, 2015, please find enclosed herewith the August 2022 Investor Presentation for Q1 & FY23.

This is for your information and records.

Thanking you,

Yours faithfully,

For Compuage Infocom Limited,

Hastipala

Hasti Pala
Company Secretary



Place: Mumbai
Encl.: As above.




Speed
Reliability
Value Performance

COMPUAGE INFOCOM LTD

Compuage Infocom Limited

Investor Presentation
August 2022



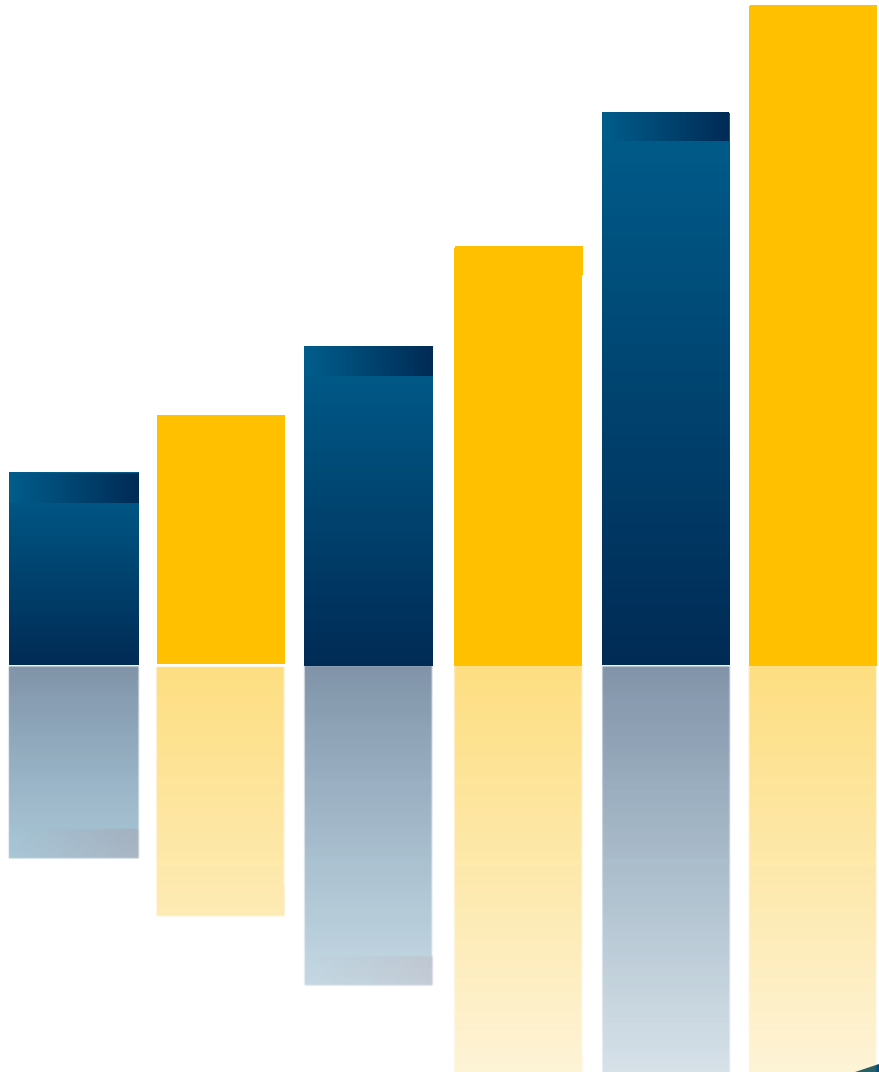
Enhanced Commitment

Enduring Growth

*This presentation and the accompanying slides (the “**Presentation**”), which have been prepared by Compuage Infocom Limited (the “Company”), have been prepared solely for information purposes and do not constitute any offer, recommendation or invitation to purchase or subscribe for any securities, and shall not form the basis or be relied on in connection with any contract or binding commitment whatsoever. No offering of securities of the Company will be made except by means of a statutory offering document containing detailed information about the Company.*

This Presentation has been prepared by the Company based on information and data which the Company considers reliable, but the Company makes no representation or warranty, express or implied, whatsoever, and no reliance shall be placed on, the truth, accuracy, completeness, fairness and reasonableness of the contents of this Presentation. This Presentation may not be all inclusive and may not contain all of the information that you may consider material. Any liability in respect of the contents of, or any omission from, this Presentation is expressly excluded.

Certain matters discussed in this Presentation may contain statements regarding the Company’s market opportunity and business prospects that are individually and collectively forward-looking statements. Such forward-looking statements are not guarantees of future performance and are subject to known and unknown risks, uncertainties and assumptions that are difficult to predict. These risks and uncertainties include, but are not limited to, the performance of the Indian economy and of the economies of various international markets, the performance of the tire industry in India and world-wide, competition, the company’s ability to successfully implement its strategy, the Company’s future levels of growth and expansion, technological implementation, changes and advancements, changes in revenue, income or cash flows, the Company’s market preferences and its exposure to market risks, as well as other risks. The Company’s actual results, levels of activity, performance or achievements could differ materially and adversely from results expressed in or implied by this Presentation. The Company assumes no obligation to update any forward-looking information contained in this Presentation. Any forward-looking statements and projections made by third parties included in this Presentation are not adopted by the Company and the Company is not responsible for such third party statements and projections.



Q1FY23 Financial Highlights

Q1FY23 Performance



Consolidated Total Income

Rs. 943.1 Crores

42% YoY

Consolidated Gross Profit

Rs. 45.0 Crores

45% YoY

Consolidated EBITDA

Rs. 26.4 Crores

52% YoY

Consolidated PAT

Rs. 6.2 Crores

502% YoY

Consolidated Profit & Loss

Profit & Loss Statement (Rs. Crs.)	Q1FY23	Q1FY22	YoY%	Q4FY22	QoQ%	FY22	FY21	YoY%
Revenue from Operations	942.0	659.7	43%	1,289.1	-27%	4,207.5	3,729.8	13%
Other Income	1.0	4.4		2.9		16.4	17.4	
Total Income	943.1	664.1	42%	1,292.0	-27%	4,224.0	3,747.2	13%
Cost of Goods Sold	898.1	633.0		1,237.4		4,031.5	3,577.2	
Gross Profit	45.0	31.1	45%	54.5	-17%	192.4	169.9	13%
Gross Profit Margin (%)	4.8%	4.7%		4.2%		4.6%	4.5%	
Employee Expenses	8.0	7.7		9.9		34.8	34.9	
Other Expenses	10.6	6.0		8.5		43.2	40.7	
EBITDA	26.4	17.4	52%	36.1	-27%	114.5	94.4	21%
EBITDA Margin (%)	2.8%	2.6%		2.8%		2.7%	2.5%	
Depreciation	0.8	0.8		0.9		3.4	3.6	
EBIT	25.6	16.5	55%	35.3	-27%	111.1	90.8	22%
EBIT Margin (%)	2.7%	2.5%		2.7%		2.6%	2.4%	
Finance Cost	17.2	15.2		20.4		74.4	62.9	
Profit before Tax	8.4	1.3	548%	14.9	-43%	36.6	27.9	31%
Tax	2.3	0.3		4.5		9.9	7.2	
Profit After Tax	6.2	1.0	502%	10.4	-41%	26.7	20.7	29%
PAT Margin (%)	0.7%	0.2%		0.8%		0.6%	0.6%	

Consolidated Balance Sheet

ASSETS (Rs. Crs)	Mar-22	Mar-21
Non-Current Assets		
Property, Plant & equipment	48.6	47.1
Intangible Assets	0.0	0.0
Financial Assets		
i) Investments	0.8	1.0
ii) Other Financial Assets	4.5	4.9
Total Non-Current Assets	53.9	53.0
Current Assets		
Inventories		
Financial Assets	437.0	319.4
i) Trade Receivables	520.8	554.8
ii) Cash and Cash Equivalentents	5.1	7.8
iii) Bank Balances	79.6	63.8
iv) Loans	3.9	10.7
v) Other Financial Assets	8.0	16.3
Current Tax Assests	-	1.9
Other Current Assets	72.2	105.3
Total Current Assets	1,126.7	1,079.9
Total Assets	1,180.5	1,132.8

EQUITY AND LIABILITIES (Rs. Crs)	Mar-22	Mar-21
Equity		
Equity Share Capital	13.0	13.0
Other Equity	234.7	209.3
Total Equity	247.7	222.3
Non Current Liabilities		
Financial Liabilities		
i) Borrowings	47.8	71.1
Provisions	2.1	1.8
Deferred Tax Liabilities	4.2	3.9
Total Non-Current Liabilities	54.1	76.8
Current Liabilities		
i)Borrowings	461.0	506.6
ii)Trade Payables	339.7	243.7
iii) Other financial liabilities	58.2	47.3
Other Current Liabilities	17.8	35.8
Current tax liabilities (net)	1.7	-
Provisions	0.3	0.3
Total Current Liabilities	878.7	833.7
Total Equity and Liabilities	1,180.5	1,132.8

New Partnerships



Lexar Co

Distribution of memory and storage product in India



Zoho Technologies

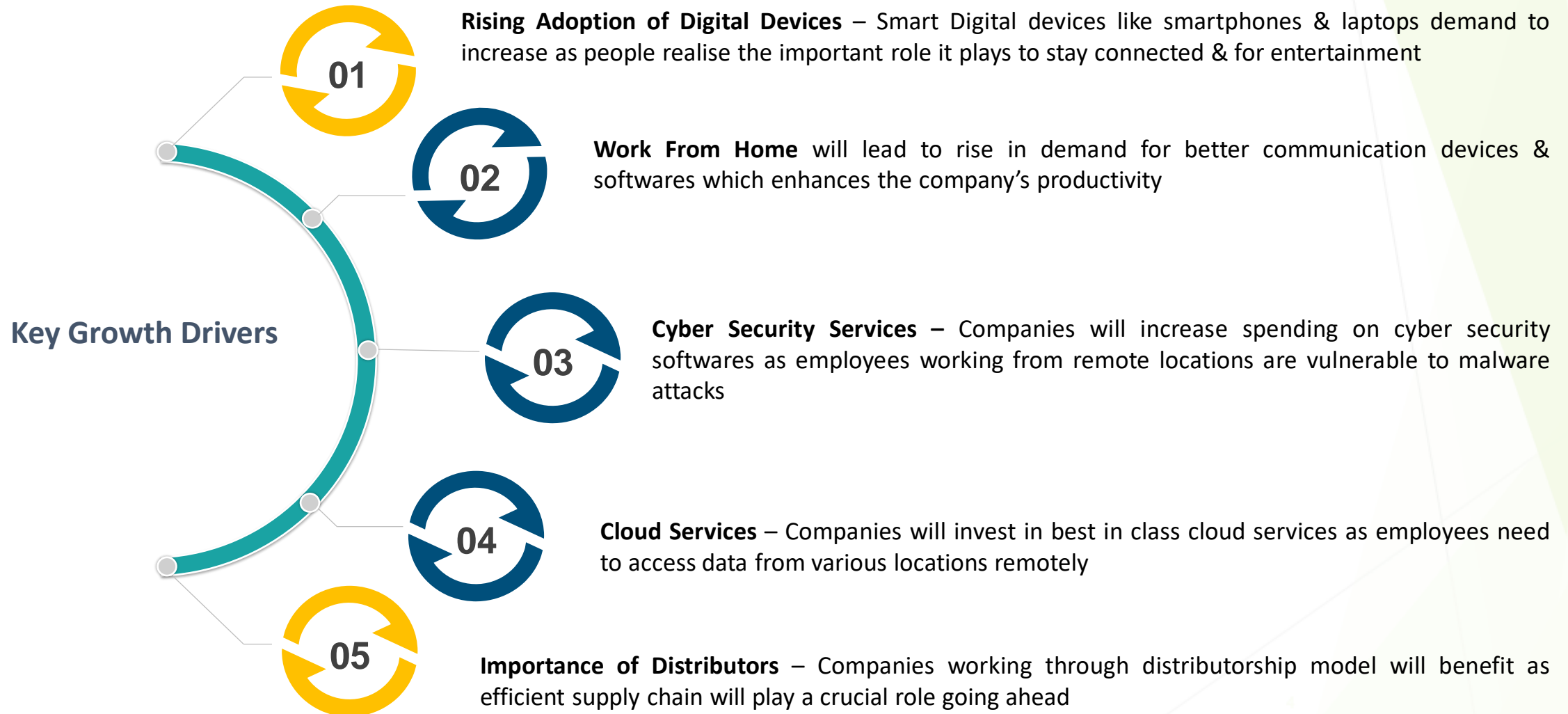
Distribution Agreement to place the Zoho product portfolio in front of as many potential channel partners as possible through widespread distribution network



Velox Solutions

Distribution agreement to offer a comprehensive range of next gen security products in the area of Cyber Security & IT Operation

Key Growth Drivers



Compuage – Well Placed to take the Advantage

Product Portfolio

Strong product portfolio based on in-depth expertise and strong domain knowledge which drives cross sales enhancing sales volumes

Partner Bonding

Wide spread distribution network, regular promotional programmes to maintain partner interest & help partners with accelerator tools to boost sales

Customer Satisfaction

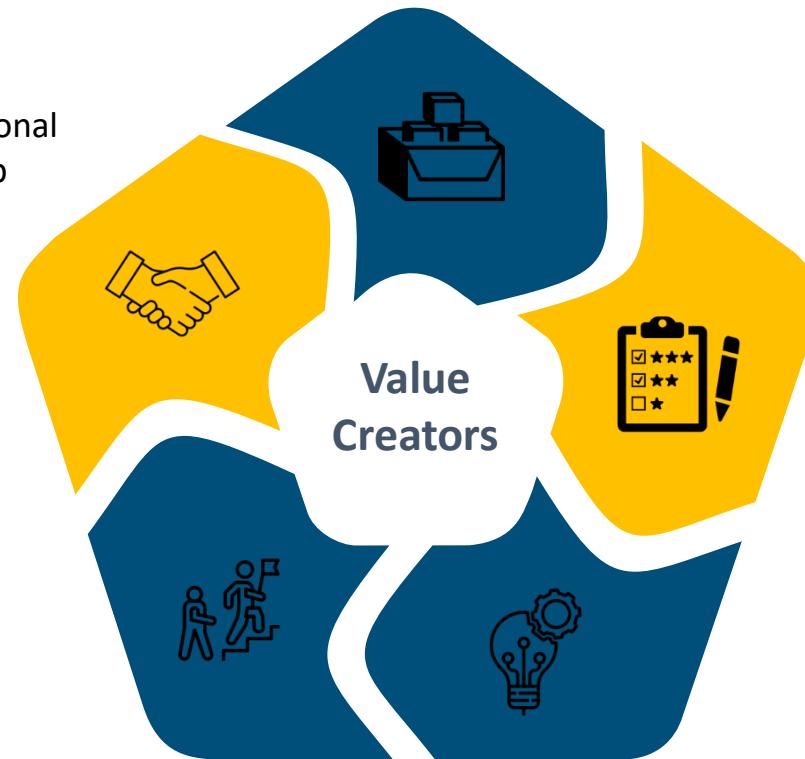
Strong pre & post sales support and efficient supply chain management

Market Leadership

Emerged as one of the leading IT and Mobility products and services provider in India

Technology Developments

Continuous and strategic investments in technology upgradation across all businesses for efficient operation & better productivity





About the Company

Compuage in a Nutshell

About Compuage Infocom

- ❖ Compuage Infocom is a distribution house creating opportunities for its channel partners through aggressive market development backed by efficient supply chain management. The company acts as a strategic link between vendors (brands) and partners (resellers), equipping them for unprecedented levels of business performance.
- ❖ Compuage focuses on Enterprise Solutions, Cloud Computing, PCs & Peripherals and Hardware Services.
- ❖ With 46 sales offices, 25 warehouses, 69 service centres and a team of over 700+ professionals across the country and region, Compuage represents 28+ global brands and supports over 12,000 online & offline retailers, resellers and system integrators.

❖ Founded in 1987

❖ Listing in 2000

❖ Headquarter in Mumbai

FY22 Total Income
Rs. 4,224 Crores

Channel Partners
12,000+
Online & Offline Channel Partners

Presence
600+ Indian Cities through Branch Offices,
Service Centers and Channel Partners



28+
Global Brands



69
Service Centers



700+
Employees



25
Warehouses



46
Sales Offices



Global Footprint
7 across SAARC Nations

Milestones

Commencement as a Reseller

Commencement of business of Computer Consumables as a Corporate Reseller



1987

2001



Started Distribution & Got Listed

Forayed into distribution. Got listed on stock exchanges

Aggressive Reach Out Campaign

Launched and executed 60 city campaign which showcased our products to over 6,000 partners across India



2006

2010



IT Enterprise Vertical Establishment

Established footprint in Enterprise Segment

Global Foot Print

Established operations in Singapore to serve SAARC Region



2012

2018



Ventures Into Hardware Services

Forges relationships with brands beyond distribution arena

Cloud Computing

Commences Cloud Computing journey by becoming an active service provider of cloud products / services



2020

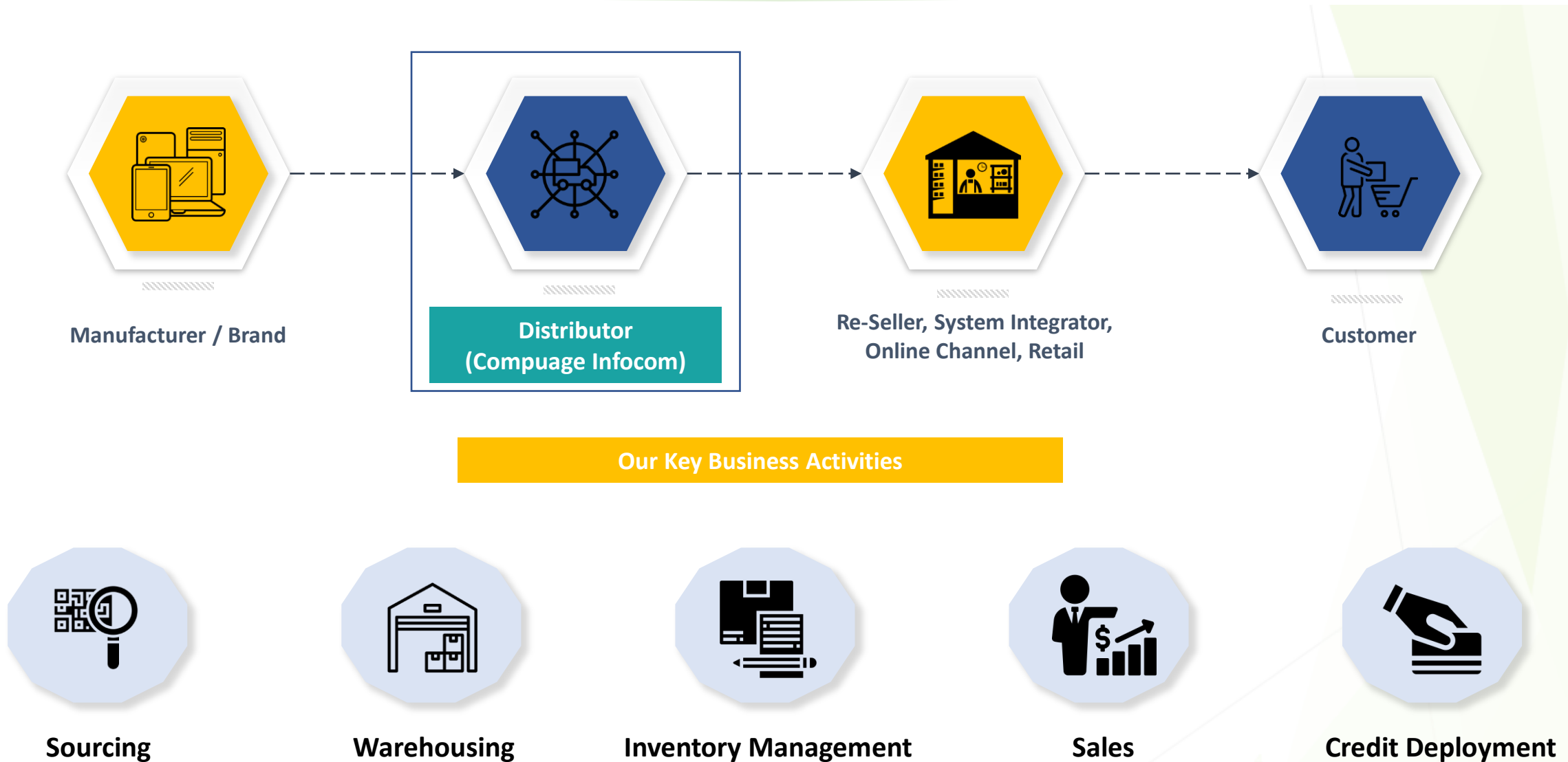
2022



Completed 30+ successful years

700+ professionals, 46 sales offices, 25 warehouses, 69 service centers, 28+ global brands, 12,000 partners and presence in 600 cities & towns

Business Flow



Offerings & Brand Associations


IT Consumer



Enterprise Solutions



Cloud Computing



Hardware Services



Widely Diversified Product Portfolio



IT Consumer

Consumables
Components
Peripherals
PCs
Audio Products
Wearables
Mobile Accessories
Smartphones



Enterprise Solutions

Network Infrastructure
Physical Safety & Security
Power
Security
Software



Cloud Computing

Business Applications
Communication &
Collaboration
Cloud Management
Services
Infrastructure
Vertical Solutions



Hardware Services

Basic Repairs
Chip Level Repairs
Online and Onsite Support
Swap

Wide bouquet of offering across the business segments & product categories

Board of Directors

Atul Mehta
Chairman & Managing
Director



B.Com and MBA in Finance from USA.
Founder Member of the Company with focus on
Strategic Planning and Financial Management

Bhavesh Mehta
Director & COO



B.Com and M.Com with specialization in
Marketing. Associated with the Company since
two decades with expertise in sales and
marketing

G.S. Ganesh
Independent Director



A Chartered Accountant by qualification and
Investment Banker by profession with experience
of 30+ years. His areas of expertise include,
Financial Restructuring, Mergers and Acquisitions
and Project Financing

Virendra Bhatt
Independent Director



M.com, ACS, AMBIM (U.K.) having more than 54
years of work experience. Whole time practicing
Company Secretary from 34+ Years and serving
many listed Companies as a Consultant

Vijay Agarwal
Independent Director



M.Com and Chartered Accountant by
qualification. He has been in practice for more
than 30+ years

Hetal Kudecha
Independent Director



Company secretary and a Lawyer with over 15
years of experience in corporate advisory,
Business solutions and compliance space and 4
years of experience in knowledge management

Leadership Team



Atul H Mehta
Chairman & Managing Director



Bhavesh H Mehta
Director & COO



Anmol Jolly
Corporate Advisor



Pawan Durani
Vice President Sales



Sagar Abraham
Head Service



Hasti Pala
CS & Compliance Officer



Amit Nemani
Vice President Business



Kajal VishwKarma
Marketing & Communication
Specialist



Bindiya Lilapara
Manager HR



Abhijeet Kunte
Deputy General
Manager Business



Ujjwal Kholkute
Vice President Business



Shreyas Vyas
Head IT



Dilip Darji
Head Accounts &
Finance

Brand Partnerships

- Adding product lines that would enable Compuage offer a complete basket of products to its channel partners



Penetrating Untapped Geographies

- To be present across the metro cities as well as tier II and tier III cities
- Penetrate across underserved geographies of the nation to help drive volume for the distribution intermediaries



Diversified Sales Channels

- Serving important link between channel partner and end customer
- To be present across all forms of channels across the country



Enhance Service Offerings

- Hardware Services and Technical Support - Pre and Post Sales

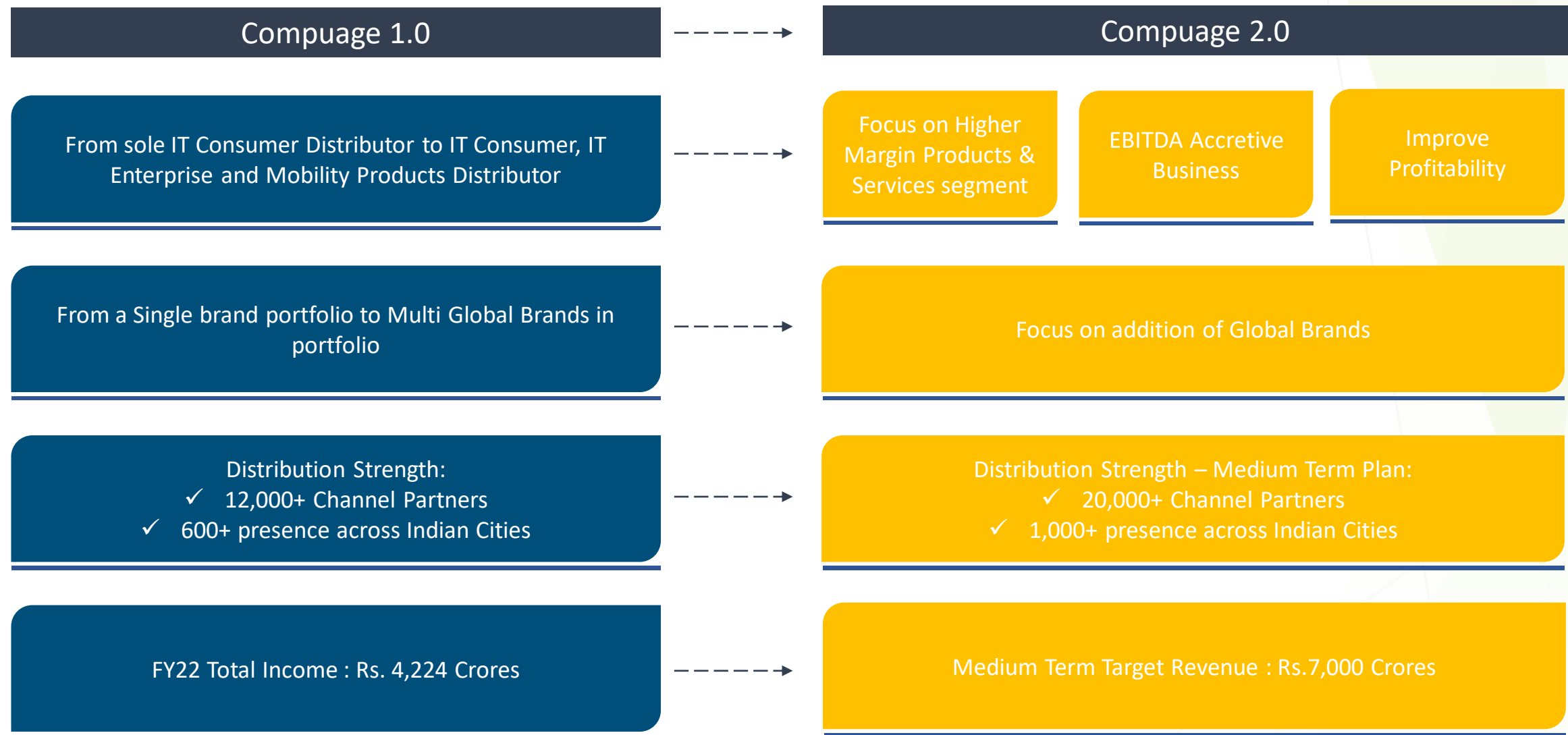


Medium Term Target

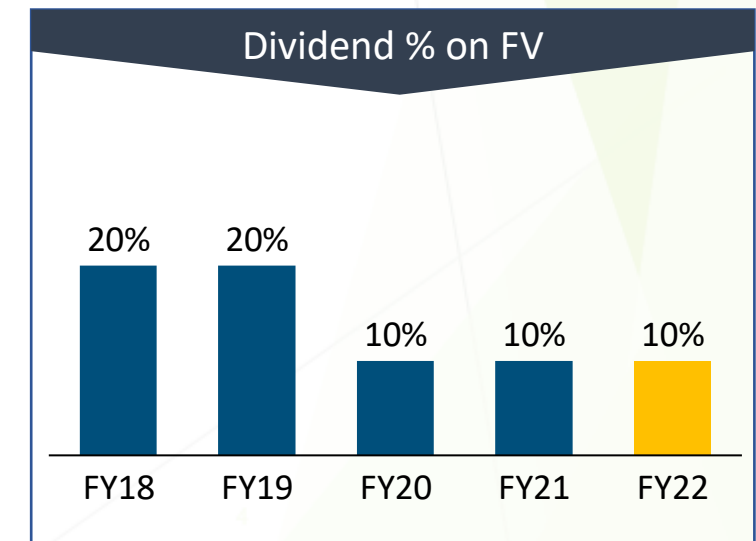
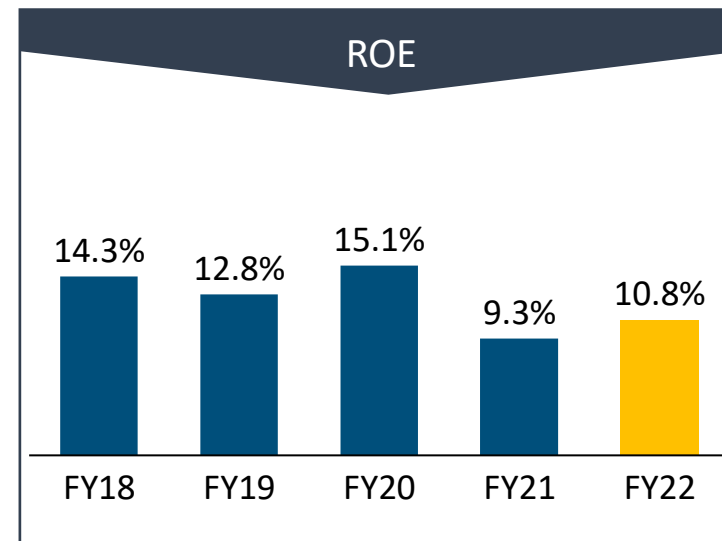
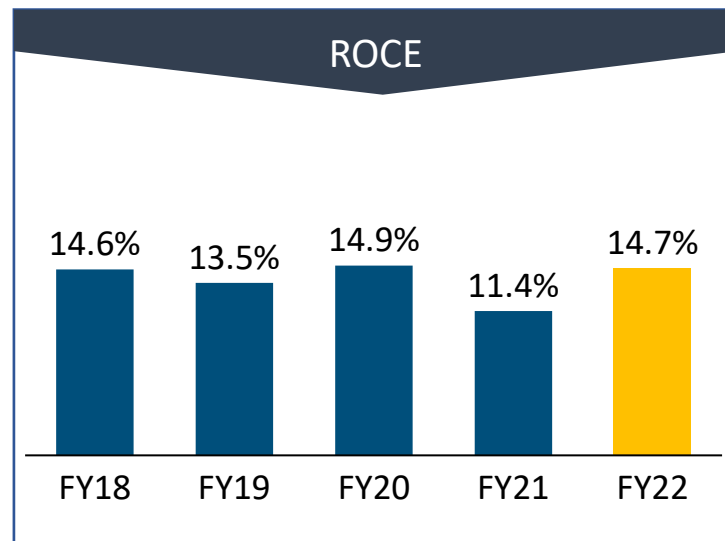
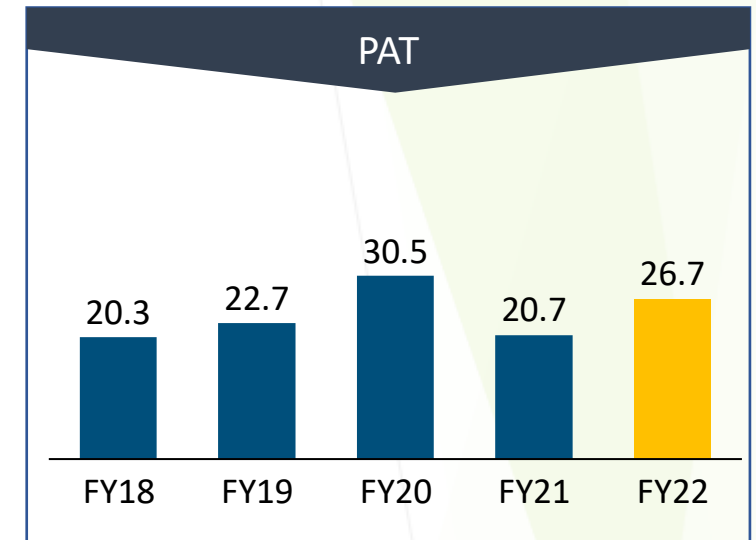
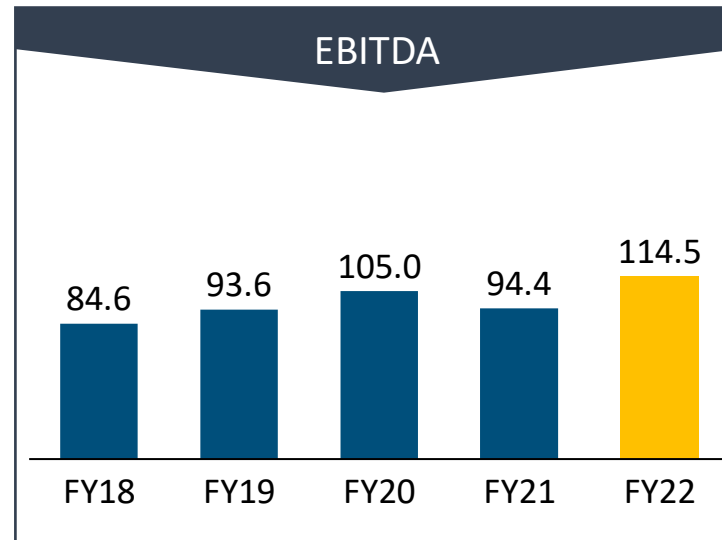
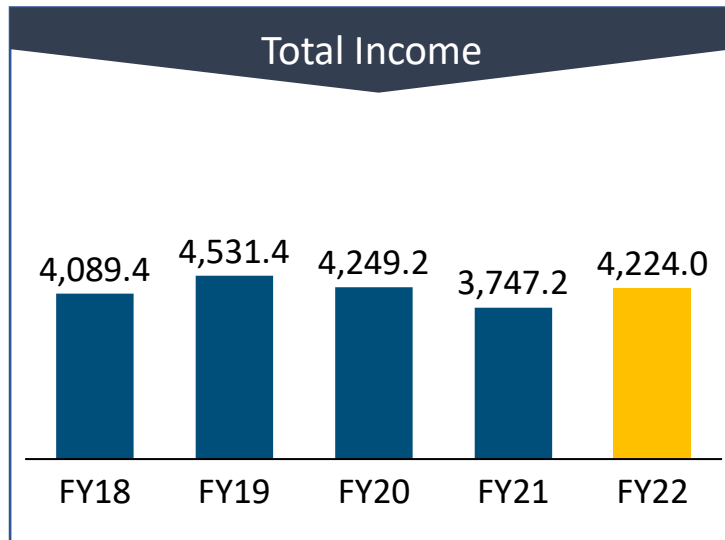
- Revenue of US\$1 billion
- 2X Profitability
- Penetrate 20,000 Partners in 1,000 cities



Programming Growth: VERSION 2.0



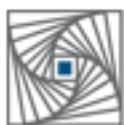
Historical Financial Highlights



FY21 Financials have been impacted due to Covid-19 lockdowns and hence, not directly comparable to previous periods

For further information, please contact:

Company :



Speed
Reliability
Value Performance

COMPUAGE INFOCOM LTD

Compuage Infocom Ltd.
CIN – L99999MH1999PLC135914

Ms. Anmol Jolly
anmol.jolly@compuageindia.com
www.compuageindia.com

Investor Relations Advisors :

SGA Strategic Growth Advisors

Strategic Growth Advisors Pvt. Ltd.
CIN - U74140MH2010PTC204285

Mr. Vatsal Shah
vatsal.shah@sgapl.net
+91 88796 59884
www.sgapl.net