

July 27, 2022

BSE Limited

Corporate Relationship Department,
1st Floor, New Trading Ring,
Rotunda Building, P J Towers,
Dalal Street, Fort, Mumbai – 400 001
Email: corp.relations@bseindia.com
Security Code No.: 539597

National Stock Exchange of India Ltd.

Exchange Plaza, 5th Floor,
Plot no. C/1, G Block
Bandra-Kurla Complex, Bandra (E),
Mumbai-400051
Email: cmlist@nse.co.in
Security Code No.: JSLHISAR

Subject: Intimation pursuant to Regulation 30 of SEBI (Listing Obligations and Disclosure Requirements) Regulations, 2015- Earnings presentation

Dear Sirs,


Pursuant to Regulation 30 of the Securities and Exchange Board of India (Listing Obligations and Disclosure Requirements) Regulations, 2015, we are enclosing herewith the Earnings presentation of Jindal Stainless (Hisar) Limited ("the Company"), for the quarter ended 30th June, 2022. The same is also being uploaded on the website of the Company- www.jshlstainless.com.

You are requested to please take the above information on record

Thanking you,

Yours Faithfully,

For **Jindal Stainless (Hisar) Limited**


Bhartendu Harit
Company Secretary



Encl: As above



JINDAL STAINLESS LTD and JINDAL STAINLESS (HISAR) LTD

Q1FY23
Earnings Presentation

July 27, 2022



Disclaimer

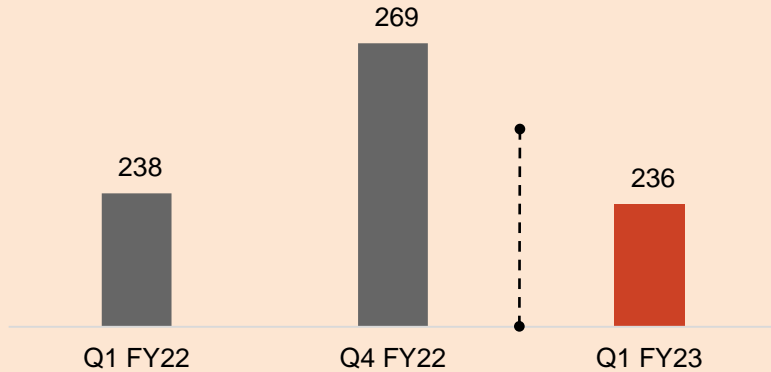
This presentation and the accompanying slides (the "Presentation"), which has been prepared by Jindal Stainless Limited/Jindal Stainless (Hisar) Limited (referred to "respective company (ies)") for this joint earning presentation, are purely for information purposes only and is not, and is not intended to be, an offer, or solicitation of offer, or invitation or recommendation or advise to buy or sell or deal with any securities of the respective companies, and shall not constitute an offer, solicitation or invitation or recommendation or advise to buy or sell or deal with any securities of the respective companies in any jurisdiction in which such offer, solicitation or invitation or recommendation or advise is unlawful or in contravention of applicable laws. No part, or all, of this Presentation shall be used or form the basis of, or be relied on or referred to in connection with, any contract or investment decision in relation to any securities of the respective companies. This Presentation is strictly informative and relating to the financial conditions, internal functioning, day to day operations, future events and projections etc. of the Company and this presentation shall not be used or relied upon or referred to in whole or in part, for any purpose whatsoever. The information in this Presentation is being provided by the respective company and is subject to change without any notice or liability. This Presentation has been prepared by the respective company based on information and data which it considers reliable, but it makes no representation or warranty, express or implied, whatsoever, and no reliance shall be placed on, the truth, accuracy, completeness, veracity, fairness, integrity, sufficiency and reasonableness of the contents of this Presentation. This Presentation may not be all inclusive and exhaustive and may not contain all of the information that you may consider material. Any liability in respect of the contents of, or any omission from, this Presentation is expressly excluded. This Presentation contains statements about future events and expectations that are forward-looking statements. These statements typically contain words such as "expects" and "anticipates" and words of similar import. Any statement in this Presentation that is not a statement of historical fact is a forward-looking statement that involves known and unknown risks, uncertainties, contingencies and other factors which may cause our actual results, performance or achievements to be materially different from any future results, performance or achievements expressed or implied by such forward-looking statements. None of the future projections, expectations, estimates or prospects in this Presentation should be taken as forecasts or promises nor should they be taken as implying any indication, assurance or guarantee that the assumptions on which such future projections, expectations, estimates or prospects have been prepared are correct or exhaustive or, in the case of the assumptions, fully stated in the Presentation. The respective companies assume no obligations or responsibility to update the forward-looking statements contained herein to reflect actual results, changes in assumptions or changes in factors affecting these statements. You unconditionally and irrevocably acknowledge and undertake that you will be solely responsible for your own assessment of the market, the market position, the business and financial condition of the Company and that you will conduct your own analysis and be solely responsible for forming your own view of the potential future performance of the business of the respective companies. All the risks, liabilities or consequences arising out of or consequent to the use of or reliance on or reference to this Presentation and/or acting on the basis of the analysis/views formed by you, shall be solely borne by you. This Presentation speaks as of the date mentioned herein. Neither the delivery of this Presentation nor any further discussions of the respective companies with any of the recipients shall, under any circumstances, create any implication that there has been no change in the affairs of the respective company since that date. The Merged Entity pro-forma financials have been prepared assuming the approval of the Scheme by respective authorities and are merely indicative in nature.

Standalone Operational and Financial Performance



JSL: Key Financials Highlights

Sales Volume ('000 MT)

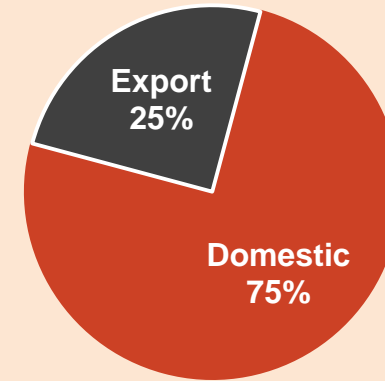


Shift (%)

QoQ: (12)%

YoY: (1)%

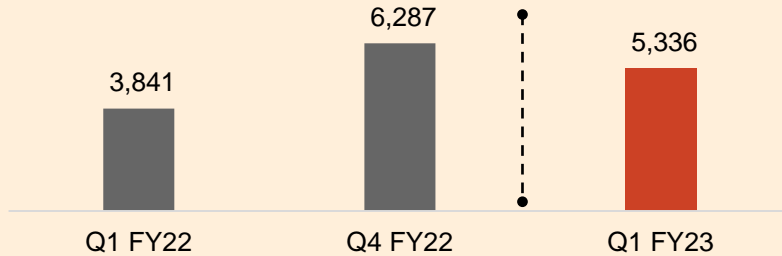
Sales Composition



Q1FY23 posed regulatory and unforeseen macro-economic challenges impacting the overall sales volumes

JSL: Key Financials Highlights

Net Revenue from operations

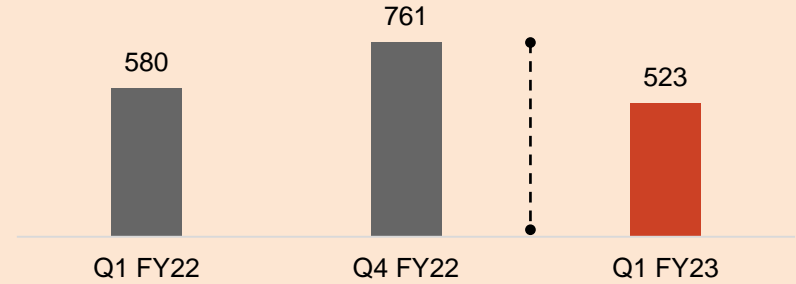


Shift (%)

QoQ: (15)%

YoY: 39%

EBITDA

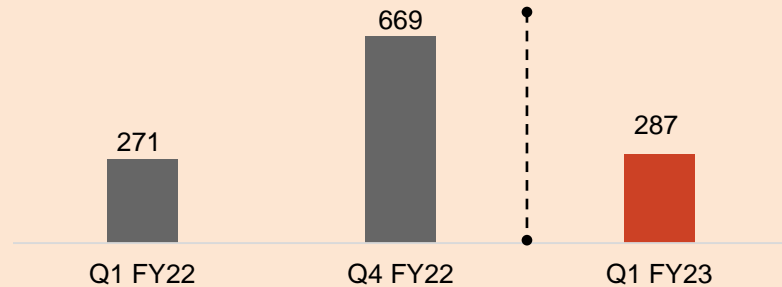


Shift (%)

QoQ: (31)%

YoY: (10)%

PAT



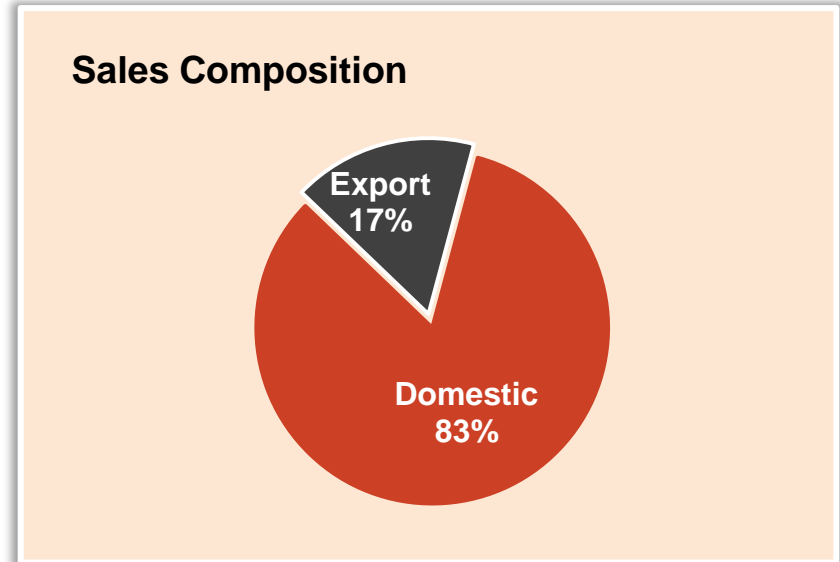
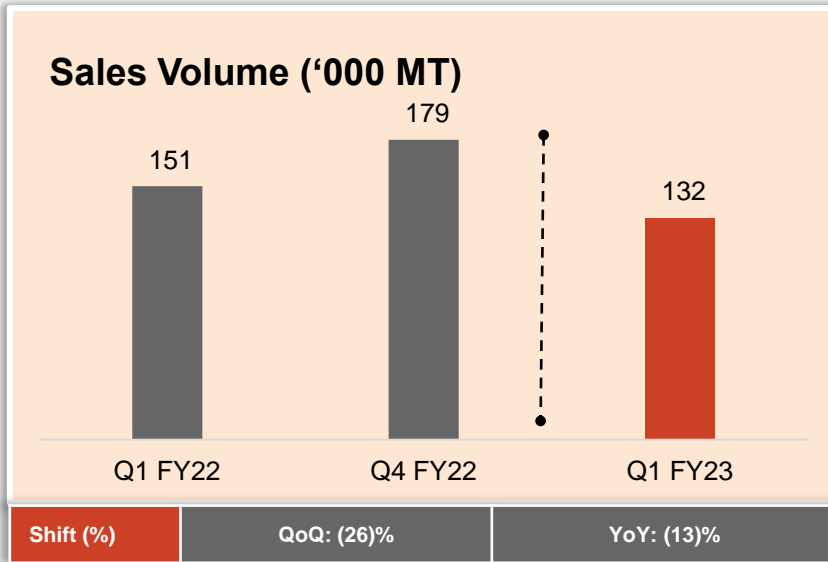
Shift (%)

QoQ: (57)%

YoY: 6%

- Despite multiple challenges, EBITDA/tonne stood at INR 22,216
- Interest cost in Q1FY23 reduced by 17% on YoY basis

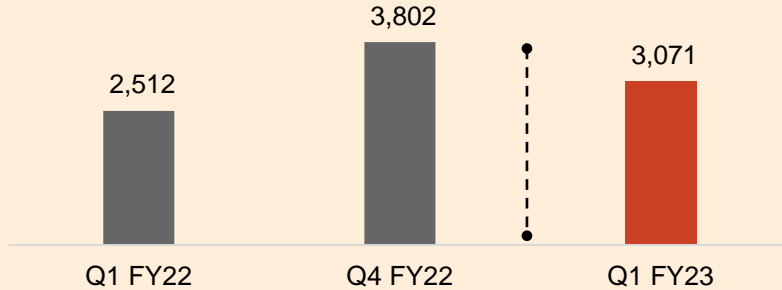
JSHL: Key Financials Highlights



Specialty Products Division (SPD) maintained its focus on exports during Q1FY23 registering a 37% sales growth on YoY basis

JSHL: Key Financials Highlights

Net Revenue from operations

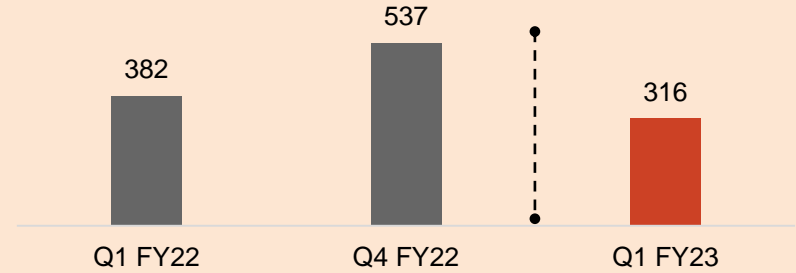


Shift (%)

QoQ: (19)%

YoY: 22%

EBITDA

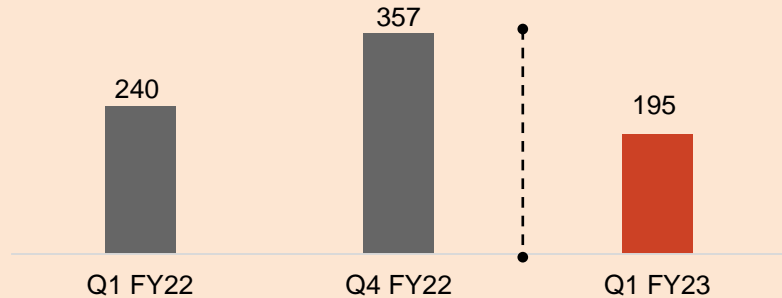


Shift (%)

QoQ: (41)%

YoY: (17)%

PAT



Shift (%)

QoQ: (45)%

YoY: (19)%

Continuous focus on widening value-added product portfolio helped in reporting EBITDA/tonne of INR 23,898

Process Industry

- Demand for special grades for critical applications (Duplex, Super Austenitic, Chequered plates) to remain steady

Railways – wagons, coaches, metros

- New coach production programme and new release of wagon tenders to help strong demand
- Demand outlook from metro segment remains bright

Infrastructure

- 3 Stainless steel foot over bridges (FOB) so far commissioned in Naupada, Srikakulam in Andhra Pradesh and Bhayandar in Maharashtra; Good demand visibility for structural applications in bridges & buildings
- Lifts and escalators segment demand outlook remains positive

Automobiles

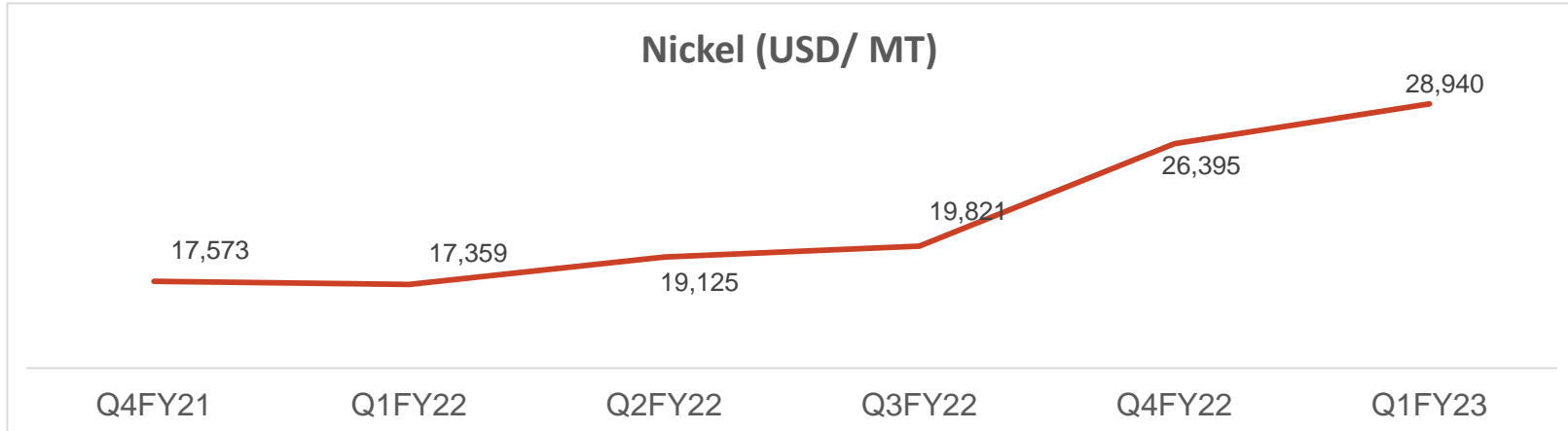
- Easing out of semi conductor shortage issue has been supportive.
- Further improvement likely ahead

Pipes & Tubes


- Lower demand and higher imports have been weighing
- Ensuing festive season is likely to support demand



Key Raw Materials- Price trend



Note: Average quarterly prices; Source: LME





Note: Average quarterly prices; Source: Steel Mint

JSL: Debt Position & Key Ratios

Borrowings (Standalone) (INR crore)	As on June2022	As on Mar.2022	As on Mar.2021
Lenders' Debt			
Long term debt	1,644	1,455	1530
Short term borrowing	560	290	319
Total Lenders' Debt	2,204	1,744	1849
Inter corporate loan from related party	1,050	1,050	1,050
Total Debt	3,254	2,794	2,899
Cash & Bank balances	106	199	89
Net Debt	3,148	2,596	2,810


Borrowings (Subsidiaries) (INR crore)	As on June2022	As on Mar.2022	As on Mar.2021
Long-Term Debt	61	59	60
Short-Term Debt	276	272	195
Total	338	331	255




Long term debt ratings of AA-/ Stable & short term debt ratings of A1+/ stable

JSHL: Debt Position & Key Ratios

Borrowings (Standalone) (INR crore)	As on June2022	As on Mar.2022	As on Mar.2021
Long term debt	1,199	1,205	1,250
Short term borrowing (less than 12 months)	196	421	127
Total Debt	1,395	1,626	1,376
Cash & Bank balances	23	21	8
Net Debt	1,373	1,605	1,368



Borrowings (Subsidiaries) (INR crore)	As on June2022	As on Mar.2022	As on Mar.2021
Long-Term Debt	31	31	40
Short-Term Debt	128	170	64
Total	159	201	104



Long term debt ratings of AA-/ Stable & short term debt ratings of A1+/ stable

Merger Overview



Complementing Strengths

JSL



JSHL



Key Plant Location

Jajpur, Odisha

Raw Material Hub, Port Proximity

Hisar, Haryana

Key Consumption Hub Proximity

Stainless Steel (SS) capacities

1.1 MTPA Integrated facility along with backward integration (Ferro Chrome and captive power plant)

0.8 MTPA with Specialized Product Division (SPD) including Blade Steel, Precision Strips and Coin Blank

Infrastructure, Technology and R&D

Latest European 'State-of-the-art' technology. India's largest SS manufacturer. Producing globally competitive SS products

Pioneer SS manufacturing in India. World's largest producer of SS strips for razor blades and India's largest producer of coin blanks

Readily leveragable infrastructure for cost efficient brownfield expansion (800+ acre land)

Service Center/Finishing Lines

International

Domestic

Offerings

High volume, wider width offerings. Actively catering to volume oriented sectors like Railways, Auto and Infrastructure

Actively catering to SPD and Niche SS products

Merger: JSL, JSHL

APPOINTED DATE

- April 1, 2020

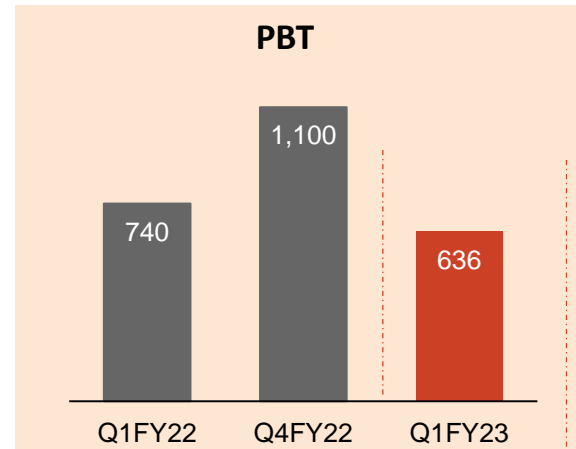
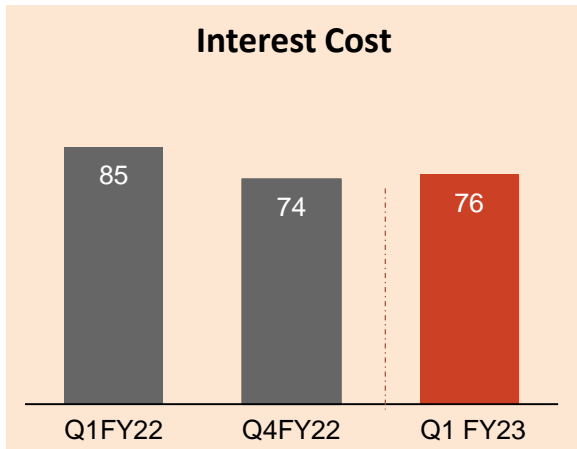
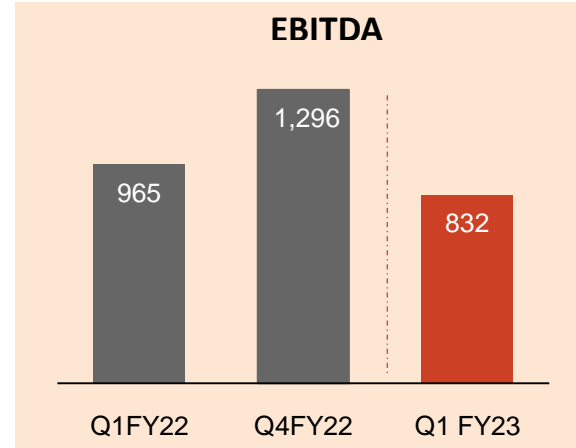
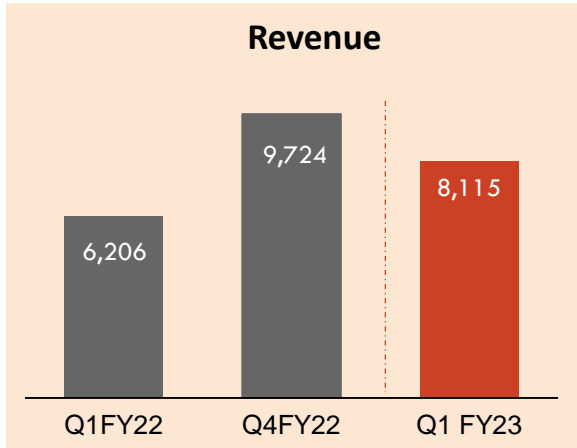
MAJOR EVENTS

- Board approval of the scheme of arrangement
- Stock Exchanges/SEBI approval
- Shareholders and Creditors approvals
- NCLT approval
- Implementation of Scheme

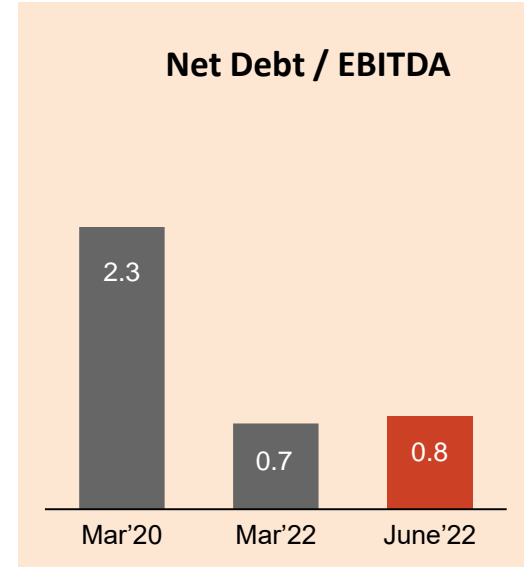
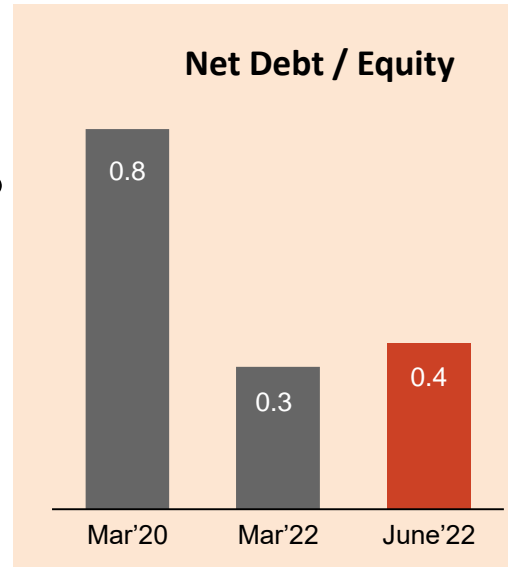
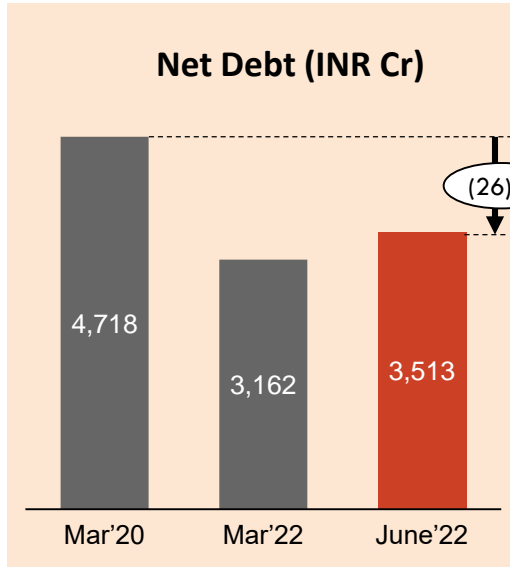
Post approval of the shareholders and creditors of JSL and JSHL on April 23, 2022, both the companies had filed the second motion petition with Hon'ble NCLT. NCLT, while hearing the second motion application on July 13, 2022, has directed to issue notice(s) to the sectoral regulator(s).

The next date of hearing is 18th October, 2022. The Companies expects the process to be completed in due time in the next 4-5 months.

Resilient Operational Performance

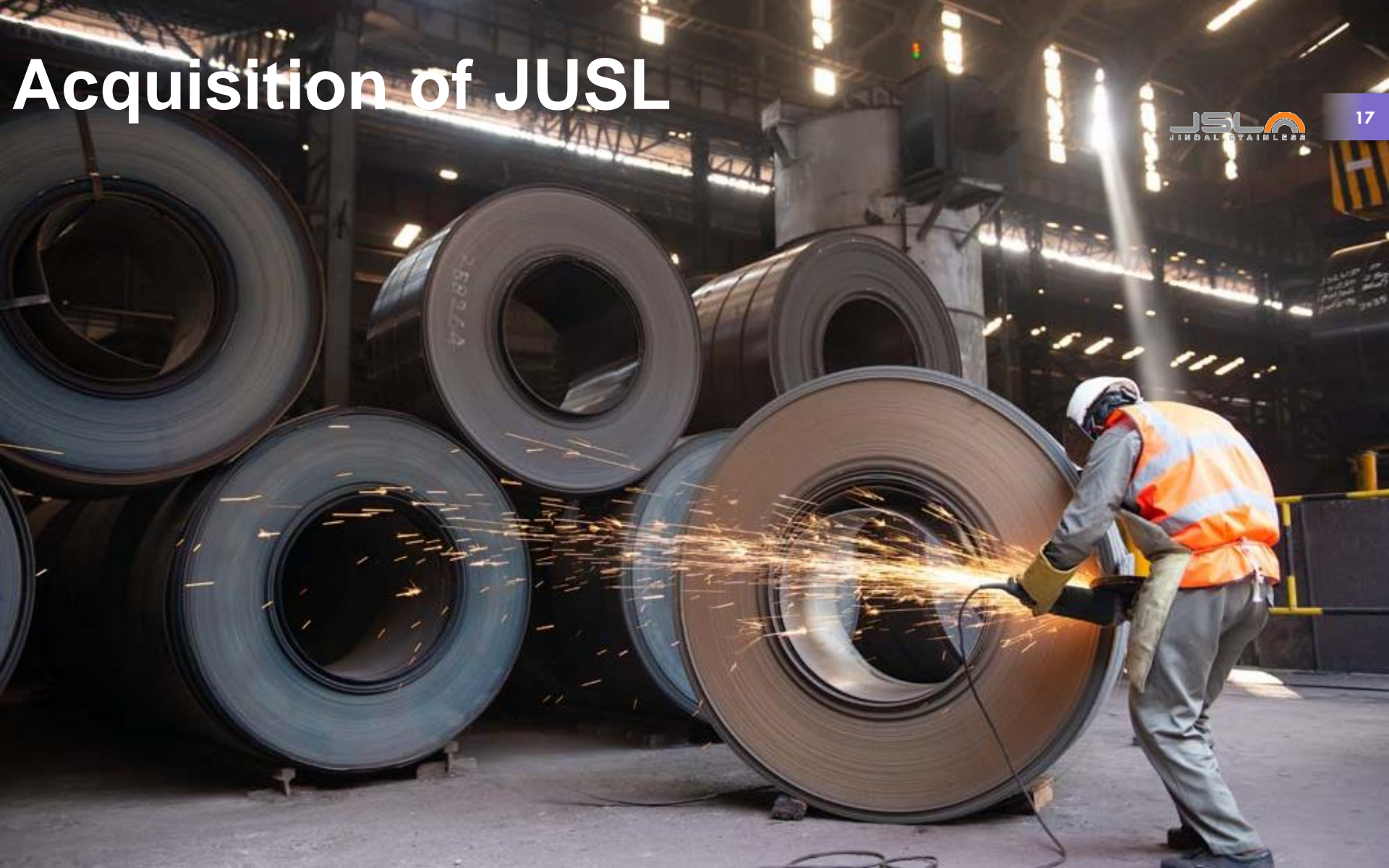


Consolidating Balance Sheet Strength



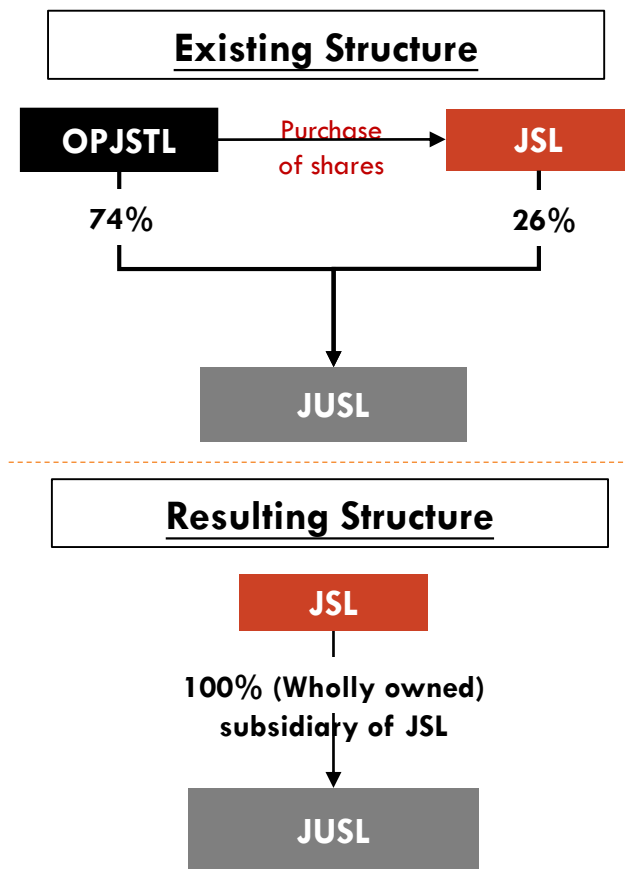
- ✓ Despite higher RM volatility and ongoing capex, balance sheet remains strong
- ✓ Leverage ratios maintained at attractive levels

Acquisition of JUSL



JUSL Acquisition- Simplified Structure

- Jindal United Steel Limited ('JUSL') is a subsidiary of OPJ Steel Trading Private Limited ("OPJSTL"), a promoter group entity of the Company. JUSL is held by OPJ to the extent of 74% with the remainder 26% shares held by JSL. JUSL has been operating the HSM for rolling stainless steel and carbon steel sabs with the total capacity being enhanced to 3.6MTPA. JUSL is also operating cold rolling mill (CRM) with a capacity of 0.2 MTPA for Stainless steel applications
- Considering the interlinkage of business operations of JUSL and JSL, JSL's management is contemplating to make JUSL its wholly owned subsidiary by acquiring the 74% stake held outside
- Pursuant to the acquisition, JSL will become an integrated stainless steel manufacturer which would result in improved synergies between both the companies and preferred governance structure, thereby enhancing value for all the stakeholders



JUSL Acquisition- Full Integration

Fully integrated stainless-steel operations under control of Jindal Stainless Limited

JSL

SMS – 1.1 MTPA expanding to 2.1 MTPA

HRAP – 0.8MTPA expanding to 1.25MTPA

CRAP – 0.45 MTPA expanding to 0.75MTPA

Ferro Chrome – 0.25MTPA expanding to 0.35MTPA

Captive Power – 264MW

JUSL

HSM – 1.6MTPA expanding to 3.6 MTPA

CRAP – 0.2MTPA

Consideration and Timelines

The proposed acquisition of 74% stake in JUSL shall be made at an aggregating consideration of INR 958 Crore

The acquisition would be done in one or more tranches by June 30, 2023 subject to the requisite approvals

Annexure



JSL: Abridged P&L Statement (Standalone)

Particular (INR crore)	Q1FY23	Q1FY22	YoY	Q4FY22	QoQ
			Change (%)		Change (%)
Revenue from operations	5,336	3,841	39%	6,287	(15%)
Total Expenditure	4,813	3,261	48%	5,526	(13%)
EBITDA	523	580	(10%)	761	(31%)
EBITDA/ton	22,216	24,378	(9%)	28,277	(21%)
EBITDA margin (%)	9.8%	15.1%	(529)bps	12.1%	(230)bps
Other Income	16	10	70%	17	(5%)
Finance Cost	67	81	(17%)	68	(2%)
Depreciation	89	91	(2%)	88	1%
PBT	383	418	(8%)	622	(38%)
Tax	96	146	(34%)	(47)	NA
PAT	287	271	6%	669	(57%)
PAT margin (%)	5.4%	7.1%	(169)bps	10.6%	(526)bps
EPS (Diluted) in INR	5.5	5.4	2%	12.9	(58%)

JSL: Abridged P&L Statement (Consolidated)

Particular (INR crore)	Q1FY23	Q1FY22	YoY	Q4FY22	QoQ
			Change (%)		Change (%)
Revenue from operations	5,474	4,033	36%	6,564	(17%)
Total Expenditure	4,925	3,432	44%	5,722	(14%)
EBITDA	549	601	(9%)	842	(35%)
EBITDA margin (%)	10.0%	14.9%	(488) bps	12.8%	(280) bps
Other Income	17	10	75%	19	(13%)
Finance Cost	72	85	(15%)	72	1%
Depreciation	92	94	(2%)	92	0%
Share of profit of investments gain/(loss)	27	24	11%	21	27%
PBT	428	456	(6%)	719	(40%)
Tax	99	150	(34%)	(31)	NA
PAT	329	306	8%	750	(56%)
PAT margin (%)	6.0%	7.6%	(157) bps	11.4%	(541) bps
EPS (Diluted) in INR	6.1	6.0	3%	14.2	(57%)

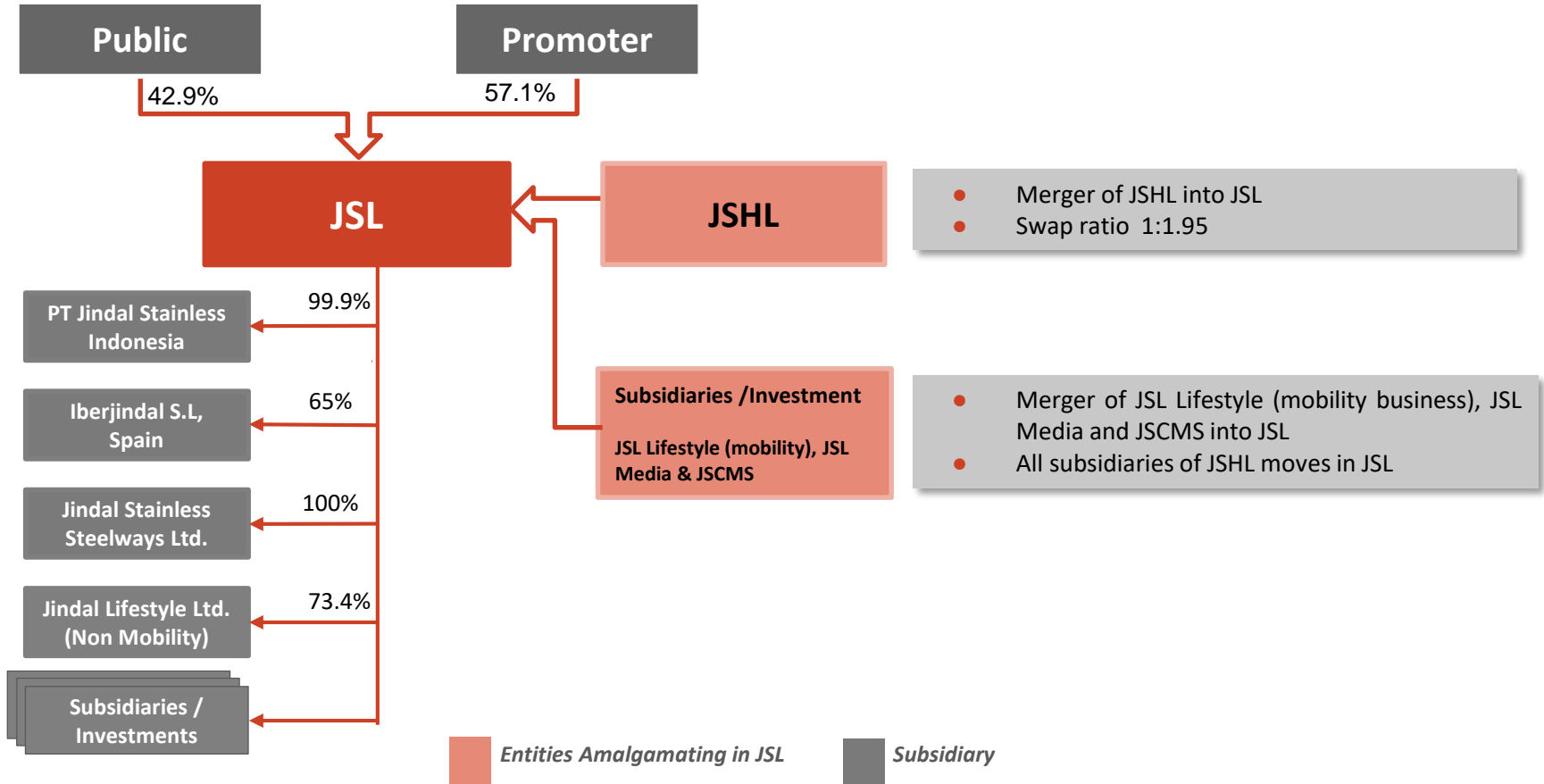
JSHL: Abridged P&L Statement (Standalone)

Particular (INR crore)	Q1 FY23	Q1 FY22	YoY	Q4 FY22	QoQ
			Change (%)		Change (%)
Net revenue from operations	3,071	2,512	22%	3,802	(19%)
Total Expenditure	2,755	2,130	29%	3,265	(16%)
EBITDA	316	382	(17%)	537	(41%)
EBITDA/ton	23,898	25,278	(5%)	30,011	(20%)
EBITDA margin (%)	10.3%	15.2%	(492) bps	14.1%	(383) bps
Other Income	24	27	(12%)	31	(22%)
Finance Cost	29	30	(2%)	31	(4%)
Depreciation	49	58	(15%)	55	(10%)
PBT	261	321	(19%)	481	(46%)
Tax	66	81	(19%)	124	(47%)
PAT	195	240	(19%)	357	(45%)
PAT margin (%)	6.3%	9.5%	(320) bps	9.4%	(305) bps
EPS (Diluted) in INR	8.2	10.2	(19%)	15.1	(45%)

JSHL: Abridged P&L Statement (Consolidated)

Particular (INR crore)	Q1 FY23	Q1 FY22	YoY	Q4 FY22	QoQ
			Change (%)		Change (%)
Net revenue from operations	3,454	2,776	24%	4,318	(20%)
Total Expenditure	3,117	2,364	32%	3,714	(16%)
EBITDA	337	412	(18%)	605	(44%)
EBITDA margin (%)	9.8%	14.9%	(508) bps	14.0%	(424) bps
Other Income	28	28	(0%)	32	(13%)
Finance Cost	33	33	(1%)	39	(15%)
Depreciation	55	64	(14%)	61	(9%)
Share of profit from associates gain/(loss)	103	105	(2%)	174	(40%)
PBT	380	448	(15%)	711	(46%)
Tax	72	89	(19%)	136	(47%)
PAT	308	359	(14%)	575	(46%)
PAT margin (%)	8.9%	12.9%	(399) bps	13.3%	(438) bps
EPS (Diluted) in INR	13.0	15.2	(14%)	24.3	(46%)

Proposed Structure Post Merger



Capex Overview



Leveraging World class Jajpur Infra & Hisar Speciality Product Leadership

JSL - Doubling Stainless Steel Capacity

- ✓ Augmenting Stainless Steel Melt capacity from 1.1MTPA to 2.1MTPA
- ✓ Incremental downstream capacity HRAP & CRAP
- ✓ Enhanced backward integration & quality lab
- ✓ Brownfield expansion; relevant approvals in place
- ✓ World class European equipments
- ✓ Est. cost of INR 2,150 crore at <math><1/3^{\text{rd}}</math> of the greenfield capex cost

JSHL – Multiplying Speciality Products

- ✓ Strengthening product mix with expansion in value added product segment
- ✓ Expanding the Precision Strip by 3x
- ✓ Expanding Blade Steel by 1.7x
- ✓ Leveraging leadership position in speciality products (SPD)
- ✓ Est. cost of INR 450 crore

Phase 1 of Precision Strip capacity expansion of 26ktpa commissioned well in time, doubling the total capacity to 48 ktpa

Integrated operations for Atmanirbhar Bharat

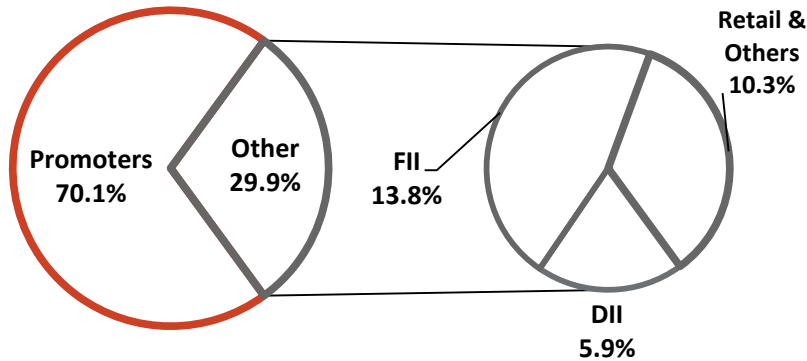
JSL Projects	Existing Capacity MTPA	Incremental Capacity MTPA	Total JSL MTPA	Est. Capex INR Cr	Est. Completion
SMS	1.10	1.00	2.10	530	Q3 FY23
Combo Line				1,250	Q4 FY23
HRAP	0.80	0.45	1.25		
CRAP	0.45	0.30	0.75		
Ferro Chrome	0.25	0.10	0.35	315	Q3 FY24
Quality Lab Expenses and Other balancing				55	
Sub Total JSL				2,150	

JSHL Projects	Existing Capacity KTPA	Incremental Capacity KTPA	Total SPD KTPA	Est. Capex INR Cr	Est. Completion
Precision Strip	22	38	60	250	
<i>PS Phase -1</i>		26			Q2 FY22
<i>PS Phase-2</i>		12			Q4 FY23
Blade Steel	14	10	24	200	
<i>BS Phase -1</i>		6			Q2 FY23
<i>BS Phase-2</i>		4			Q2FY24
Sub Total JSHL				450	
Total Project Cost				2,600	

Shareholding Pattern

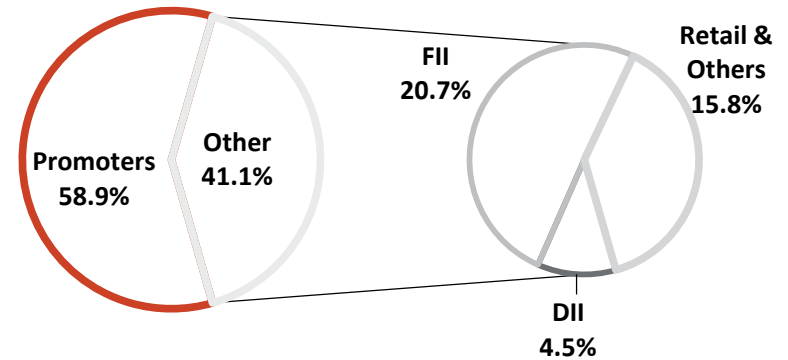
JSL

Floating Stock (%)



JSHL

Floating Stock (%)



Jindal Stainless Ltd.:

Jindal Stainless Ltd. (JSL) is amongst the leading stainless steel manufacturing companies in the world and India's largest stainless steel manufacturer. The Company operates an integrated stainless steel plant at Jajpur, Odisha. The complex has a total stainless steel capacity of 1.1 million tonnes per annum.

Jindal Stainless (Hisar) Ltd.:

Jindal Stainless (Hisar) Ltd. (JSHL) is the largest specialty stainless steel producer in India with a diversified value-added product portfolio. The company operates an integrated stainless steel plant at Hisar, Haryana. JSHL has a total melting capacity of 0.8 million tonnes per annum.

Goutam Chakraborty / Shreya Sharma

Jindal Stainless

Tel: +91 11 2618 8345

Email:

goutam.chakraborty@jindalstainless.com

shreya.sharma@jindalstainless.com



Thank You