

August 20, 2018

To Listing Department, NATIONAL STOCK EXCHANGE OF INDIA LIMITED Exchange Plaza, Bandra Kurla Complex, Bandra (E), MUMBAI -400 051 Company Code No. AUROPHARMA	To The Corporate Relations Department BSE LIMITED Phiroz Jeejeebhoy Towers, 25 th floor, Dalal Street, MUMBAI -400 001 Company Code No. 524804
--	--

Dear Sirs,

Sub: Analysts / Investors Meet.

We would like to inform you that we are attending investor conference hosted by Citi Group from 21st August, 2018 to 23rd August, 2018 in Hong Kong and Singapore and as part of it, we will be meeting several investors. The attached presentation will be used in the aforesaid investor conference.

The presentation is also being uploaded on the website of the Company –

<http://www.aurobindo.com/investor-relations/investors/investor-presentation>

Please take the information on record.

Thanking you,

Yours faithfully,
For AUROBINDO PHARMA LIMITED



B. Adi Reddy
Company Secretary

AUROBINDO PHARMA LIMITED

(CIN :L24239TG1986PLC015190)

PAN No. AABCA7366H

Corp off.: The Water Mark Building, Plot No.11, Survey No.9, Hi-tech City, Kondapur, Hyderabad – 500 084 T.S., INDIA Tel : +91 40 6672 5000 / 1200 Fax : +91 40 6707 4059
Regd. Off. : Plot No. 2, Maitrivihar, Ameerpet, Hyderabad - 500 038 T.S., INDIA Tel : +91 40 2373 6370 Fax : +91 40 2374 7340, Email : info@aurobindo.com

www.aurobindo.com



AUROBINDO

LEADING VERTICALLY INTEGRATED GENERIC PLAYER

August 2018

Safe Harbor Statement



This presentation is provided for informational purposes only and does not constitute or form part of any offer or invitation to sell or issue, or any solicitation of any offer to purchase or subscribe for any interest in or securities of Aurobindo Pharma, nor shall it, or any part hereof, form the basis of, or be relied on in connection with, any contract therefore.

This presentation contains statements that constitute “forward looking statements” including and without limitation, statements relating to the implementation of strategic initiatives, and other statements relating to our future business developments and economic performance.

While these forward looking statements represent our judgment and future expectations concerning the development of our business, such statements reflect various assumptions concerning future developments and a number of risks, uncertainties and other important factors could cause actual developments and results to differ materially from our expectations. These factors include, but are not limited to, general market, macro-economic, governmental and regulatory trends, movements in currency exchange and interest rates, competitive pressures, technological developments, changes in the financial conditions of third parties dealing with us, regulatory and legislative developments, and other key factors that we have indicated could adversely affect our business and financial performance.

Aurobindo Pharma undertakes no obligation to publicly revise any forward looking statements to reflect future events or circumstances.

This document is strictly confidential and may not be disclosed, reproduced or redistributed, in whole or in part, to any other person.

For updates and specific queries, please visit our website www.aurobindo.com

Aurobindo Pharma at a Glance



12th

Largest generic company by sales globally[#]

2nd

Largest listed Indian Pharmaceutical company by revenues*

5th

Largest generic company by Rx dispensed in the US**

Amongst Top 10 Gx companies in 4 out of Top 5 Europe Countries[@]

\$ 2.6 Bn

Global Revenues in FY18

150+

Markets Presence

>20,000

Employees

25

Manufacturing Facilities globally

>26 Billion

Diverse dosage forms manufactured in FY18

Emerged into a leading global generic player



	2008*		2018
Revenue	\$ 378 Mn		\$ 2.6 Bn
EBITDA margin (%)	14.0%		23.0%
Exports contribution	63%	→	90%
Formulations contribution	39%		82%
US Formulations contribution	10%		45%
EU Formulations contribution	8%		26%

Note: Data related to FY2008 and FY2018. Fx rate: \$1 = Rs. 64.3928; * As per IGAAP

The Journey So Far...



1992-2006

- Started API manufacturing
- Initial Public Offering ('95)
- Entered formulation business ('02)

Pre-2006

API Focus

2006-08

- Acquired UK based Milpharm
- Acquired formulations facility, AuroLife, in US

2009-12

- Commenced Aurolife operations
- Received first approval for controlled substance drug in US

2013

- Commenced marketing specialty injectables in USA
- Building capabilities in Penem and Oncology

2006 - 2013

**Formulation Focus
+
Establishing Global
Footprint**

2014

- Acquired Western European commercial operations from Actavis
- Acquired Natrol (Consumer Healthcare)

2015-16

- Established OTC presence
- Entered into Biosimilars and Vaccines
- Filed first peptide DMF

2017-18

- Acquired Generis in Portugal
- Focus on differentiated technology platforms and Specialty Pharmaceuticals
- Entered into a definitive agreement to acquire Apotex Inc's commercial operations in 5 European countries

2014-2018

**Strengthening market
penetration in the US & EU
+
Expanding into Specialty
Products**

Core Strengths



Scale, Diversity & Leadership

- Among Top 3 in >60% of commercial portfolio in US⁽¹⁾ in terms of prescriptions
- Large US portfolio⁽²⁾ - 487 ANDAs filed; 342 with final approval, 33 Tentative approval⁽³⁾, and 112 under review
- Strong foothold in the US and EU (~45% and ~26% of revenue in FY18)
- Extensive product portfolio & pipeline
- Experienced and forward-looking leadership team

Operational Strengths

- Large manufacturing facilities inspected and approved by US FDA, EMA, and other regulators
- Dedicated, cutting-edge global R&D Centers for diverse technology platforms and APIs
- Focus on complying with quality and EHS standards
- Speed and effectiveness in execution

Patient Focus

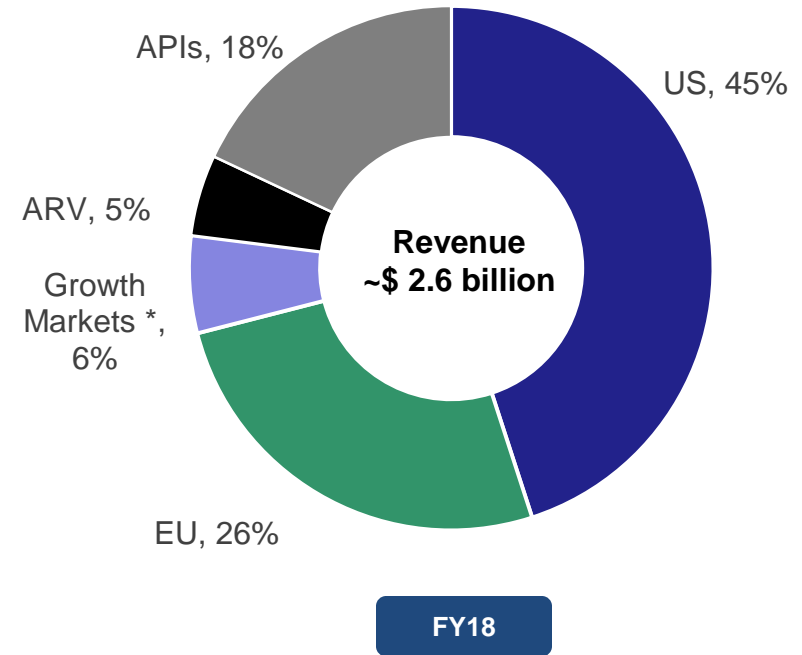
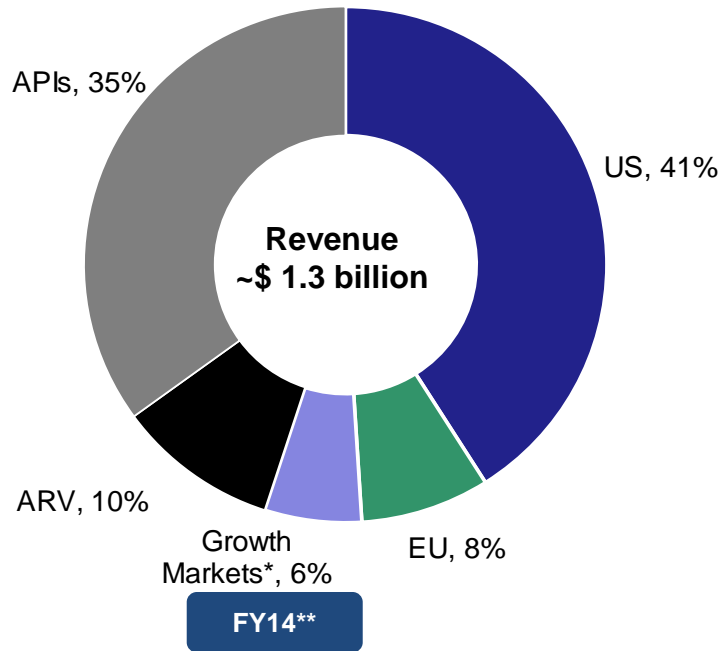
- Unwavering commitment to bring access to high-quality, low-cost generics to patients globally
- Continuous effort to maximize patient reach
- Continue to offer a broad, cost-competitive portfolio for all consumer needs

(1) Source: IMS Health QTR Jun 2018

(2) As on 30th Jun 2018

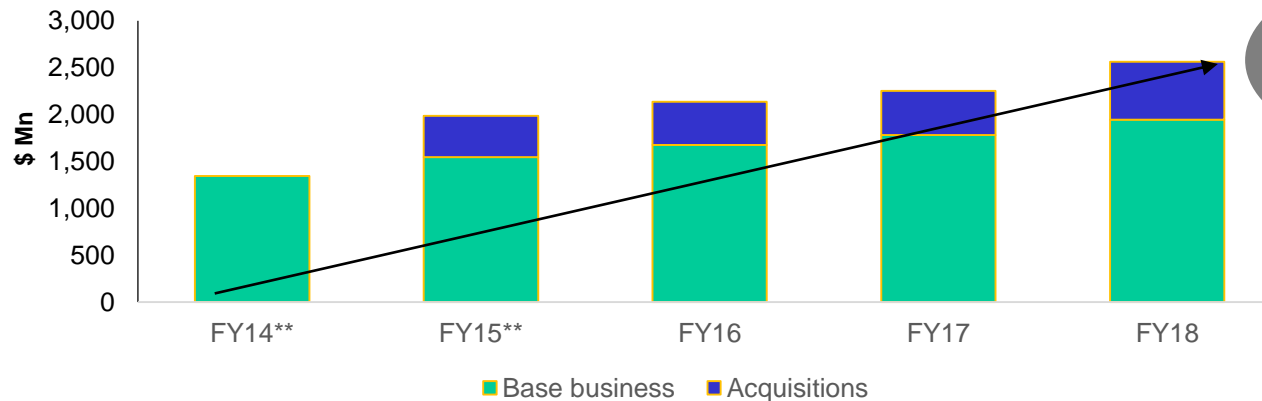
(3) Tentative approvals include 10 ANDAs approved under PEPFAR

Diversified Revenue Base & Strong Organic growth



*major markets include Brazil, Canada and South Africa

Revenue



Overall growth of 18% CAGR and organic growth of 10% CAGR in FY14-FY18

US Business Overview



Subsidiaries

Aurobindo Pharma
USA

AuroMedics

AuroHealth

Natrol

Presence

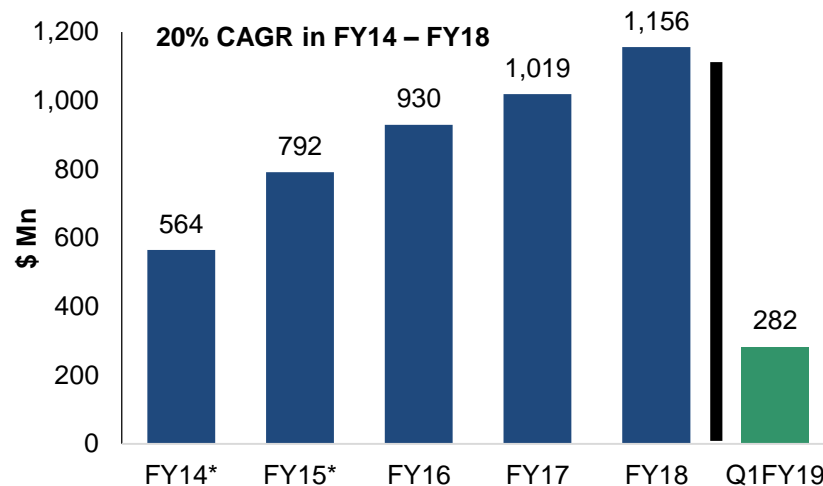
Oral Rx

Injectables

Pharma OTC

Dietary Supplements

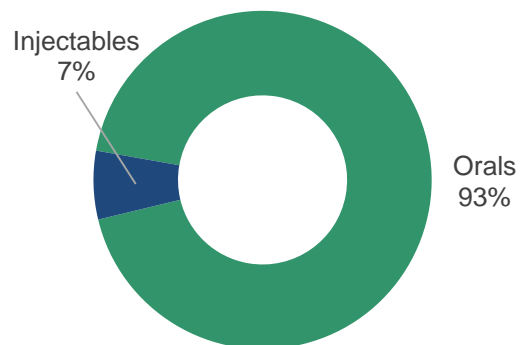
Revenue



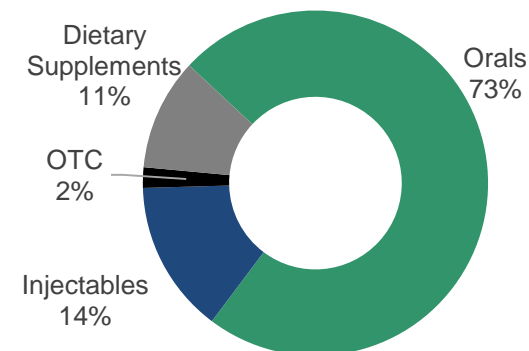
FY14*

Revenue Mix

FY18



Share of Non-Orals significantly improved



US Business – Segment Wise Highlights



Orals – Aurobindo Pharma USA

- 73% of overall US business in FY18
- 261 approved ANDAs, 31⁽¹⁾ TAs, and 72 under review**
- Future pipeline includes
 - *Controlled substances with ADF*
 - *Oncology*
 - *505b2 products for selected patient segments*

Injectables - AuroMedics

- 14% of overall US business in FY18
- 3rd largest Gx injectable company by volume*
- 58 approved ANDAs, 2 TAs, and 35 under review**
- Future pipeline includes
 - *Complex injectables including microspheres*
 - *Oncology*
 - *Hormones*

OTC – AuroHealth

- Entered the market in 2015
- Launched the first set of key products in 2017
- 23 approved ANDAs and 5 under review**
- Future pipeline includes
 - *Rx to OTC switch opportunities*
 - *Branded OTC*

Dietary Supplements – Natrol

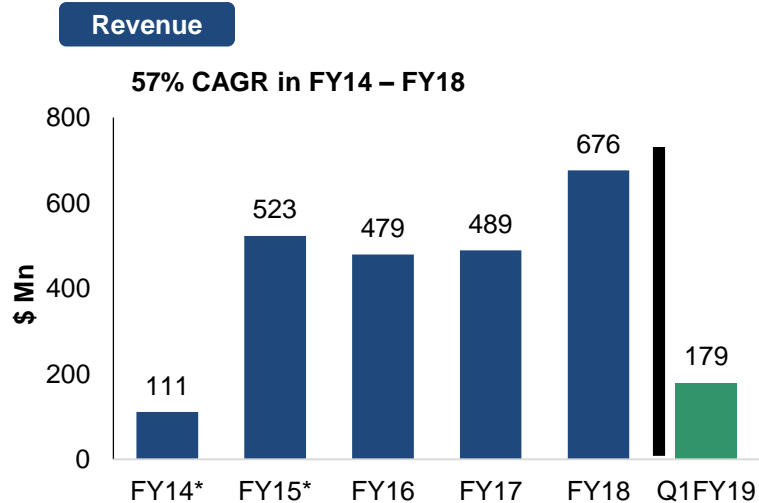
- A trusted leader in health & wellness for 35-years known for outstanding people, uncompromising quality, innovation, customer service and efficiency
- Robust product portfolio of 210 proprietary, science based formulas across nine segments and multiple product forms
- #1 in Melatonin and strong positions in Beauty, Mood, and Brain Health
- A growing international enterprise doing business in 60 countries
- Best in class, blue chip customers. Growth opportunities in every channel



EU Business Overview



- India's Leading Gx company with strong footprint in Europe
 - Operations in 9 countries with full fledged Pharmacy, Hospital and Tender sales infrastructure with commercialized 450+ INNs
 - Ranks amongst the Top 10 Gx companies in four out of Top-5 EU countries. France & Germany are top 2 markets for the company
 - Turned around loss-making business units through increasing a) switch to cost-competitive manufacturing locations and, b) operational efficiencies
- Completed acquisition of Generis Farmaceutica SA; catapulting APL group to # 1 position by value and volume in the Portuguese Gx market
- Completed acquisition of Orocal brand; to bolster Pharmacy products portfolio of Arrow France



Growth Drivers

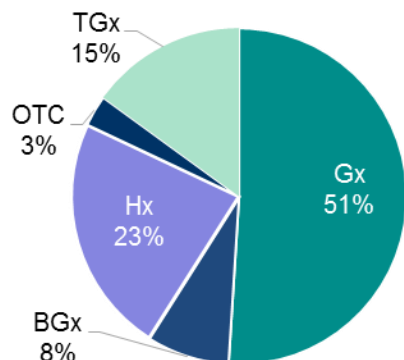
- Portfolio Expansion through targeted Day 1 launches; Orals, Hormones, Penems, Oncology Products and Niche Low volume Injectables. Pipeline of over 250 products under development
- Opportunity of > \$ 8 Bn of addressable sales coming off patent in our key markets in near term (2018-2020) and > \$ 13 Bn in the medium term (2021-2022)[#]
- Future growth potential in countries like Italy, Spain, Portugal & France as penetration of generics improve
- Expanding into new geographies viz. Poland and Czech Republic

*As per IGAAP; # As per internal estimates – Excluding biologics

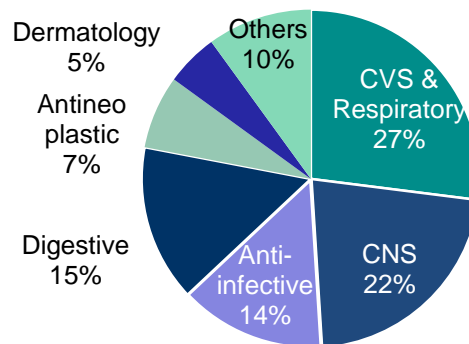
EU: Portfolio Mix Across Channels



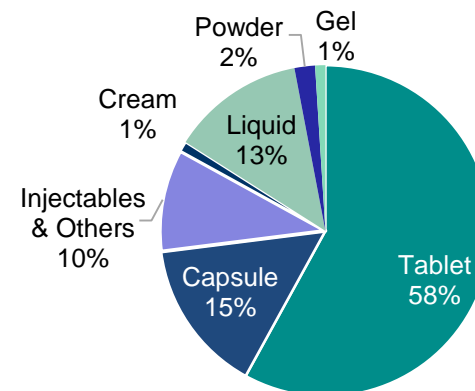
Sales split by Channel



Sales split by Therapeutic Profile



Sales split by Dosage Forms



Channels	Gx	BGx	Hx	TGx
Geographies	All 9 countries	7 countries	All 9 countries	Germany, Spain & Netherlands
# of Products	769 (primarily tablets & capsules)	37	347 (predominantly injectables)	767 (including Gx products)
Other Highlights	Amongst top 10 in most significant markets	Includes leading brands such as Orocal ⁽¹⁾ , Neotigason, Floxapen, Bezalip among others	Focus on high value areas including oncology	Tender based business

(1) Orocal marketed in France

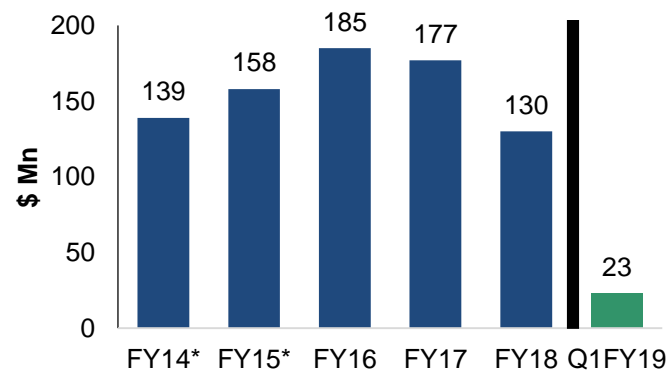
ARV & Growth Markets Business Overview



ARV Business

- Comprehensive portfolio of 32 products with a robust pipeline for the future
- Dolutegravir based regimens are expected to attain ~59% market share by 2021 as per CHAI** report
- The HIV patient reach is expected to improve to ~5 Mn by FY19 from current level of ~3Mn

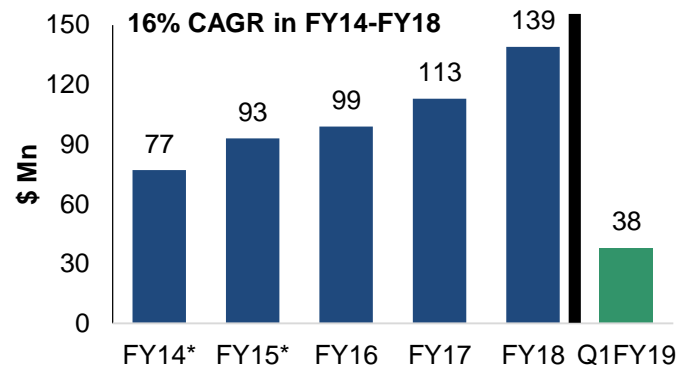
Revenue



Growth Markets Business

- Build branded generics presence in key markets
- Expand in selected markets through local manufacturing
- Product launches in Oncology and specialty injectables

Revenue

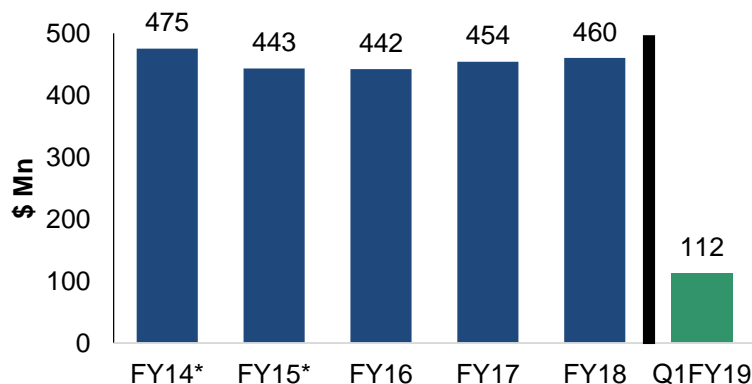


The Base Business : API

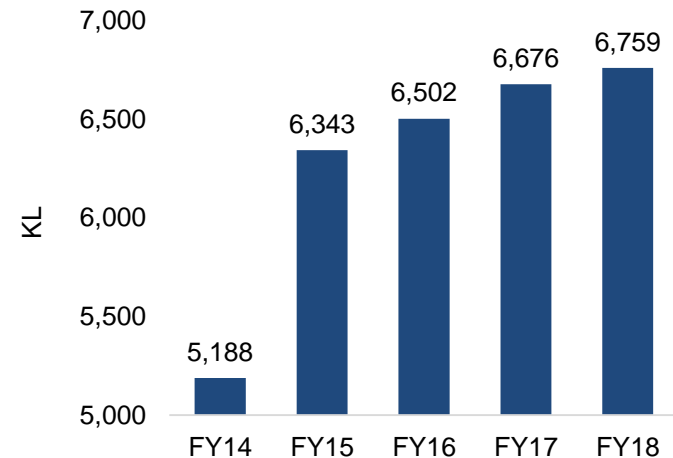


- API capacity is strategic in-terms of vertical integration and supply to regulated markets; Additional investments are made for capacity creation and capability building
- API business continue to focus on complex products with varying volumes
- Focus on continuous improvement of manufacturing processes to meet market needs
- Continue to have sustained growth in more advanced regulated markets (EU, Japan & USA)
- API facilities have been inspected by USFDA, UK MHRA, EU, Japan PMDA, Mexico COFEPRIS, Brazil-ANVISA, Korea FDA etc.

Revenue



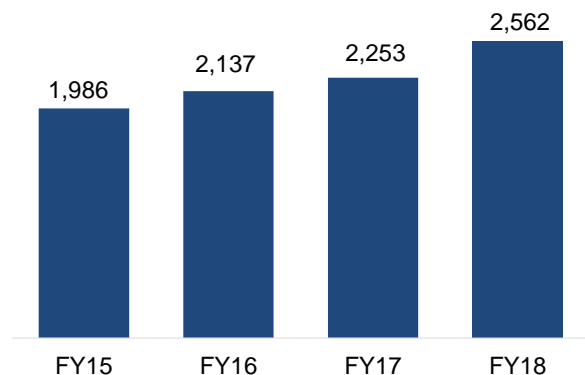
Significant increase in reaction volumes



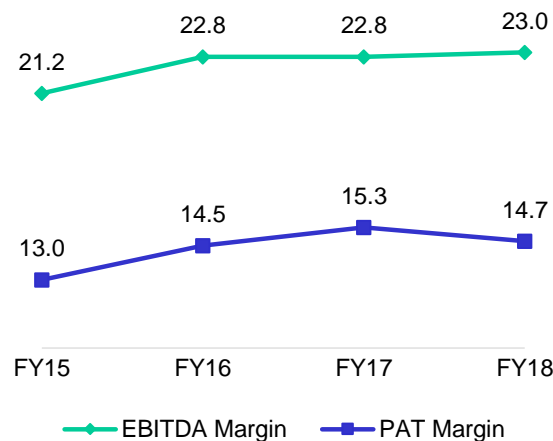
Financial Performance



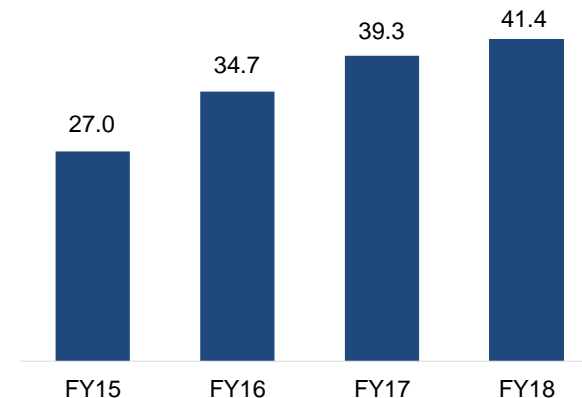
Revenue from Operations (\$ Mn)



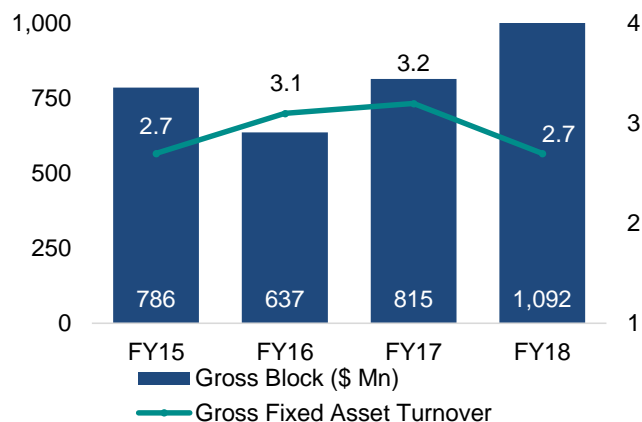
EBITDA & PAT Margin (%)



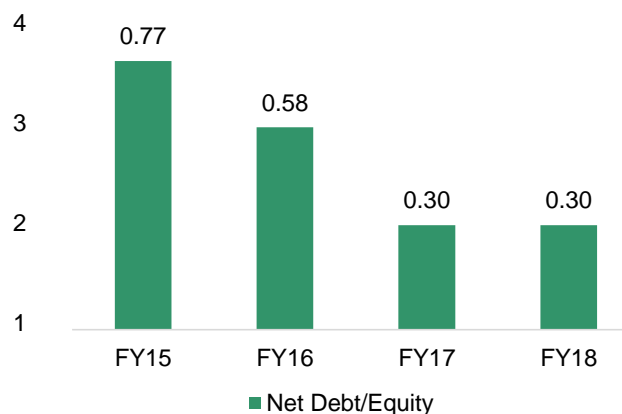
EPS (INR/Share)



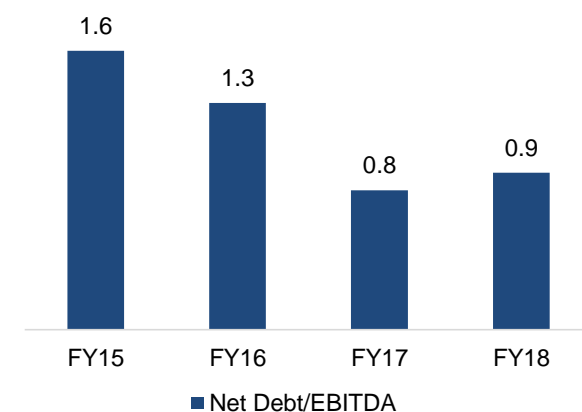
Gross Block & Fixed Asset Turnover



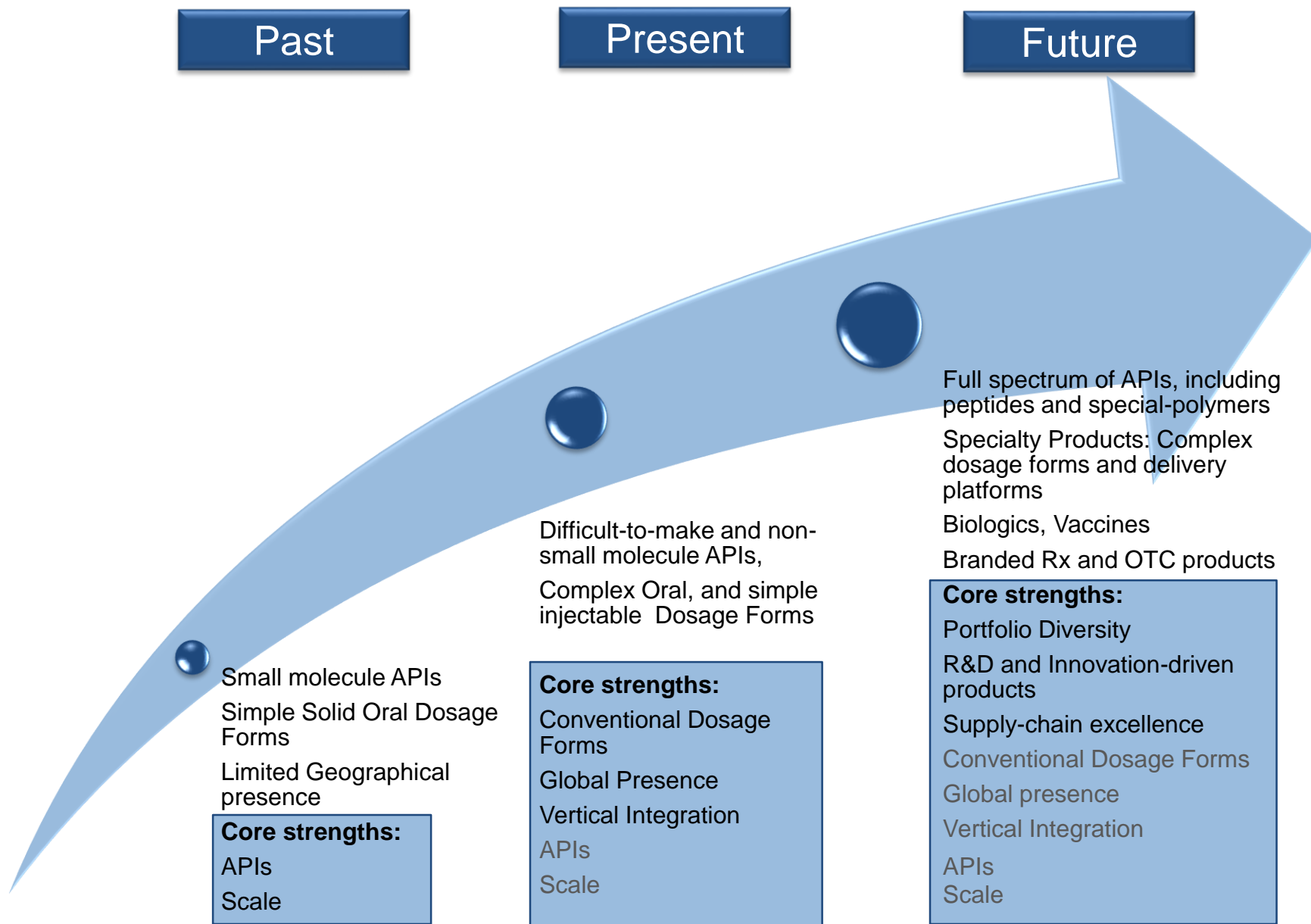
Net debt / Equity



Net Debt/EBITDA



Shifting Paradigms ...



Focus on Building a Diverse and Robust Specialty Products Portfolio



Short Term - 2018

- Strengthen & Diversify Portfolio
biosimilars, oncology, peptides, respiratory, topicals, vaccines etc
- R&D and Manufacturing capability & capacity in India and US
acquire talent, build capacity, and secure external partnerships if and when necessary.
- Supply chain and marketing structure
fully-automated distribution center, brand building etc



Medium Term - 2019-2021

- Ramp-up filing specialty products and 505b2s
- Launch first set of oncology, respiratory, complex injectables, topical products and ADF products in the US
- Launch first set of biosimilars and vaccines in Growth Markets
- Focus on securing IP



Long Term - 2022 onwards

- Launch of inhalers, transdermals, biosimilars, and branded (both Rx and OTC) products in advanced markets
- File 505b2s for rare and orphan diseases, secure exclusivity
- Work on BLAs

Enhanced Research & Development Capabilities



5 R&D centers in Hyderabad, India >1500 scientists and analysts

- Focused on difficult to develop APIs, peptides, etc.
- Develop modern process technologies like enzyme chemistry
- Dosage Form R&D for developing niche oral, sterile and specialty injectable products
- Developing diverse pipeline of biosimilars in Oncology and Immunology. CHO-GS based cell lines with productivity of ~ 4.0 g/L
- Portfolio of more than 800 products

1 R&D center in Dayton, New Jersey – 25 scientists and analysts

- Developing depot injectable and tamper/abuse-resistant technology products
- Concentrating on development of various niche oral formulation and controlled substances
- Portfolio of more than 30 products

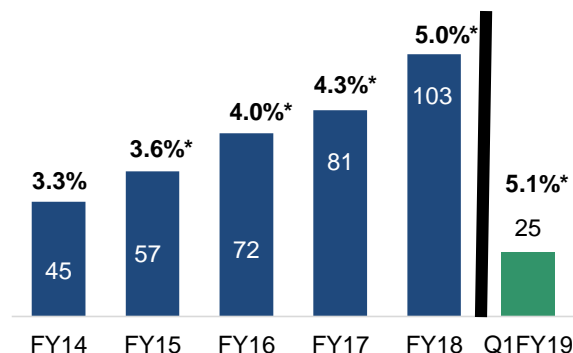
1 R&D center in Raleigh, North Carolina – 40 scientist and analysts

- Developing various respiratory and nasal products, including MDIs
- Dermal Delivery portfolio including transdermal and topical products
- Portfolio of more than 40 products

All R&D centres have world-class talent and are equipped with state of the art infrastructure

Supported by well qualified and trained Regulatory and Intellectual Property teams

R&D Spend – \$ Mn (as % of revenue)



Thank You



For updates and specific queries, please visit our website www.aurobindo.com

Investor Relations:

Phone: +91-40-66725401

+91 98486 67906

Email: ir@aurobindo.com

Corporate Office:

Water Mark Building, Level-6, Plot No.11, Survey No. 9, Kondapur, Hitech City, Hyderabad - 500084

Registered Office:

Plot No. 2, Maitrivihar, Ameerpet, Hyderabad – 500038