

August 08, 2019

To,
BSE Limited
Dept. DSC_CRD
Phiroze Jeejeebhoy Towers,
Dalal Street
Bandra (E)
Mumbai 400 001
Stock code No. **506222**

National Stock Exchange of India Limited
Exchange Plaza,
Plot No. C/1, 'G' Block,
Bandra- Kurla Complex,
Bandra (E)
Mumbai 400 051
Stock code. **INEOSSTYRO**

Subject: Investors Presentation


Dear Sir,

In continuation to our letter dated 05.08.2019 informing about the earnings call organized by the Company on August 08, 2019, please find the attached Investor Presentation relating to the Unaudited Financial Results for the first quarter ended on June 30, 2019.

You are requested to kindly take the above information on your records.

Thanking you.

Yours faithfully,
For **INEOS Styrolution India Limited**



Abhijaat Sinha
Company Secretary

INEOS STYROLUTION INDIA LIMITED

INVESTOR PRESENTATION

Q1 2019-20 (Apr-Jun)

INEOS
STYROLUTION

Driving Success. Together.

Disclaimer

This presentation has been prepared by INEOS Styrolution India Ltd. (the “Company”) solely for your information and may not be taken away, distributed, reproduced, or redistributed or passed on, directly or indirectly, to any other person (whether within or outside your organization or firm) or published in whole or in part, for any purpose by recipients directly or indirectly to any other person. By accessing this presentation, you are agreeing to be bound by the trailing restrictions and to maintain absolute confidentiality regarding the information disclosed in these materials. The Company may alter, modify or otherwise change in any manner the contents of this presentation, without obligation to notify any persons of such change or changes. This presentation and its contents are should not be copied, published, reproduced or disseminated in any manner.

This presentation may contain certain forward looking statements within the meaning of applicable securities law and regulations. These statements include descriptions regarding the intent, belief or current expectations of the Company or its directors and officers with respect to the results of operations and financial condition of the Company. Such forward-looking statements are not guarantees of future performance and involve risks and uncertainties, and actual results may differ from those in such forward-looking statements as a result of various factors and assumptions which the Company believes to be reasonable in light of its operating experience in recent years. Many factors could cause the actual results, performances, or achievements of the Company to be materially different from any future results, performances, or achievements. Significant factors that could make a difference to the Company’s operations include domestic and international economic conditions, changes in government regulations, tax regime and other statutes. In addition, please note that the date of this presentation is mentioned at the beginning of the presentation, and any forward-looking statements contained herein are based on assumptions that we believe to be reasonable as of this date. The Company does not undertake to update any forward-looking statements that may be made from time to time by or on behalf of the Company unless it is required by law.

In no event shall the Company or its directors or management, be responsible to any person or entity for any loss or damage, whether direct, indirect, incidental, consequential or otherwise, arising out of access or use or dissemination of information contained in this presentation, including, but not limited to, loss of profits.

Continue...

Disclaimer

No representation, warranty, guarantee or undertaking (express or implied) is made as to, and no reliance should be placed on, the accuracy, completeness or correctness of any information, including any projections, estimates, targets and opinions, contained herein, and no liability whatsoever is accepted as to any errors, omissions or misstatements contained herein and, accordingly, none of the Company, its advisors and representative and any of its or their affiliates, officers, directors, employees or agents, and anyone acting on behalf of such persons accepts any responsibility or liability (in negligence or otherwise) whatsoever arising directly or indirectly from this presentation or its contents or otherwise arising in connection therewith.

Readers must make their own assessment of the relevance, accuracy and adequacy of the information contained in this presentation and must make such independent investigation as they may consider necessary or appropriate for such purpose. Any opinions expressed in this presentation are subject to change without notice and past performance is not indicative of future results. By attending this presentation you acknowledge that you will be solely responsible for your own assessment of the market and the market position of the Company and that you will conduct your own analysis and be solely responsible for forming your own view of the potential future performance of the Company's business.

This presentation is not for publication or distribution or release in any country where such distribution may lead to a breach of any law or regulatory requirement. The information contained herein does not constitute or form part of an offer or solicitation of an offer to purchase or subscribe for securities for sale. The distribution of this presentation in certain jurisdictions may be restricted by law and persons into whose possession this presentation comes should inform themselves about and observe any such restrictions. None of the Company's securities may be offered or sold in the United States without registration under the U.S. Securities Act of 1933, as amended, except pursuant to an exemption from registration therefrom.

This disclaimer clause and any claims arising out of the use of the information from this presentation shall be governed by the laws of India and only the courts in Vadodara, and no other Courts, shall have jurisdiction over the same. By accessing this presentation, the reader accepts this.

Notes

- Segment Information :

Segment reporting in financial results: Based on the "management approach" as defined in Ind AS 108 - 'Operating Segments', the Chief Operating Decision Maker (CODM), as represented by Chairman, Managing Director and CFO, evaluates the Company's performance and allocates resources based on an analysis of various performance indicators by business segments. The accounting principles used in the preparation of these financial results are consistently applied to record revenue and expenditure in individual segment.

Contents

Executive summary

Company information

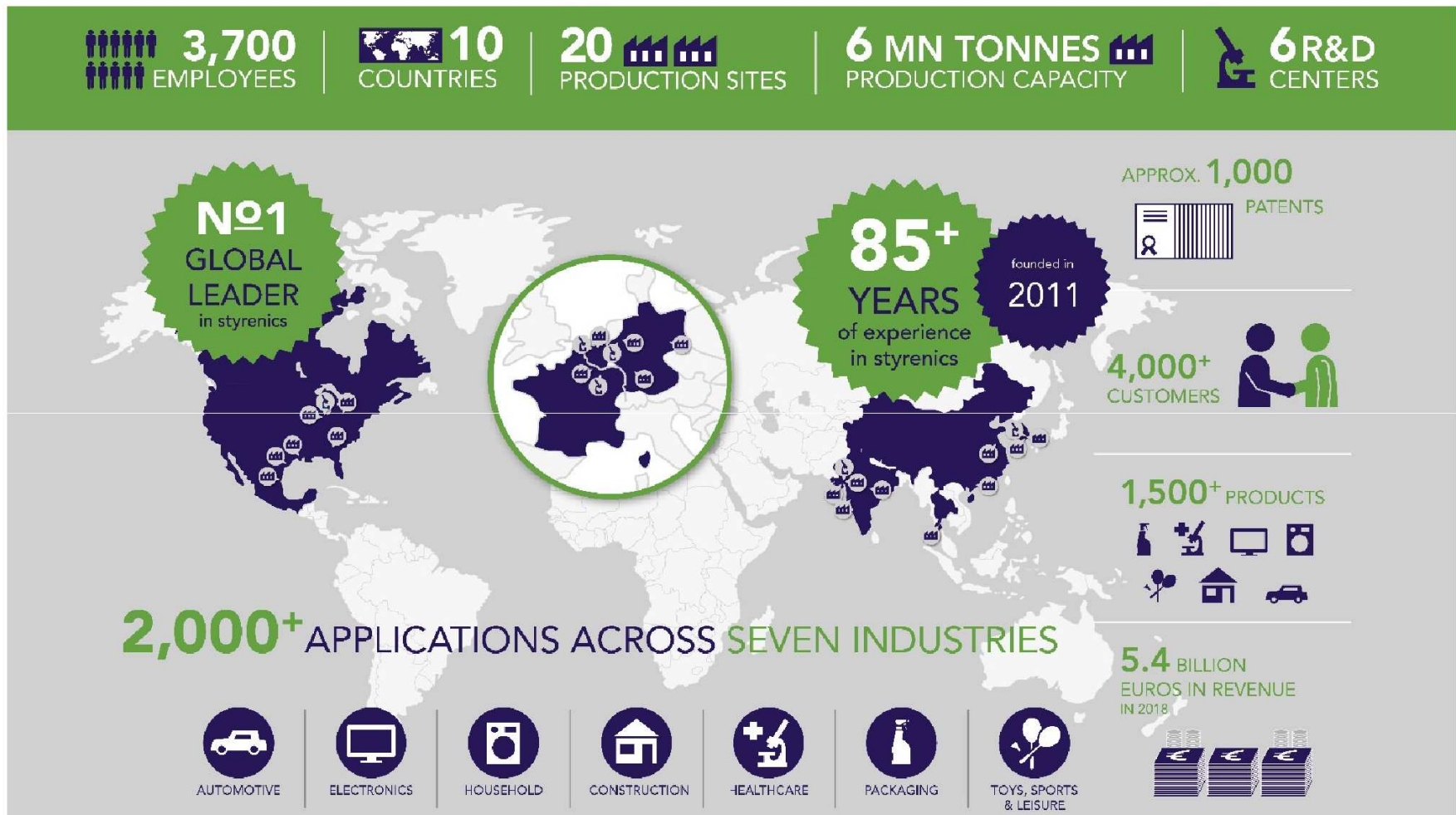
Financial review

Outlook 2019

Executive summary

Apr – Jun 2019 Performance summary	<ul style="list-style-type: none">• Profit Before Tax (PBT) is 143 INR mn in Apr-Jun 2019 as compared to Loss before tax (203) INR mn in Jan-Mar 2019• Profit Before Tax (PBT) is 143 INR mn in Apr-Jun 2019 as compared to Profit before tax 266 INR mn in Apr-Jun 2018
Apr – Jun 2019 Market update	<ul style="list-style-type: none">• Automotive market slow down continued during quarter ended Jun 2019• Slowdown observed across all segments• Higher imports in PS and ABS commodity segment
Apr – Jun 2019 Business update	<ul style="list-style-type: none">• After reduction in raw material costs in beginning of the quarter, increase is seen during later part of quarter Jun 2019• FG market prices did not improve as per expectation• Demand further impacted due to volatile INR which resulted in higher imports of PS and ABS

INEOS Styrolution at a glance



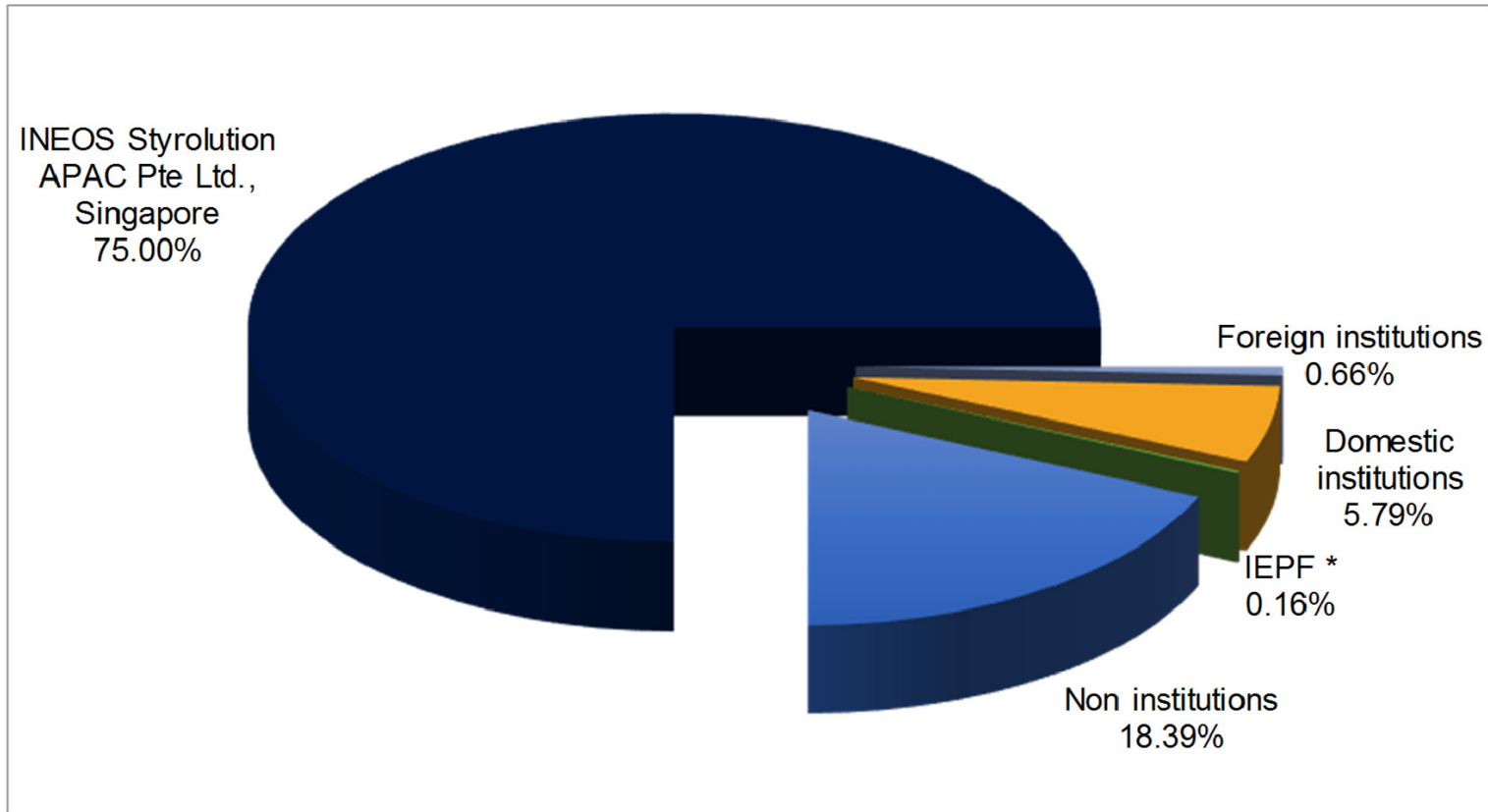
Leading styrenics producer with global reach and proximity to customers



(1) INEOS Styrolution acts as exclusive distributor for the INEOS ABS plant in Addyston, Ohio.

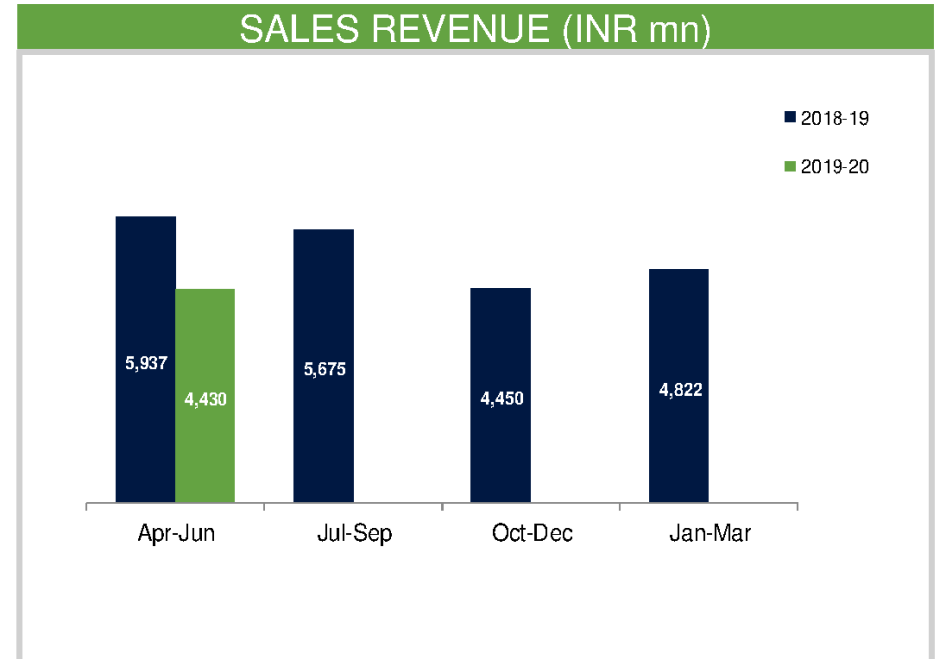
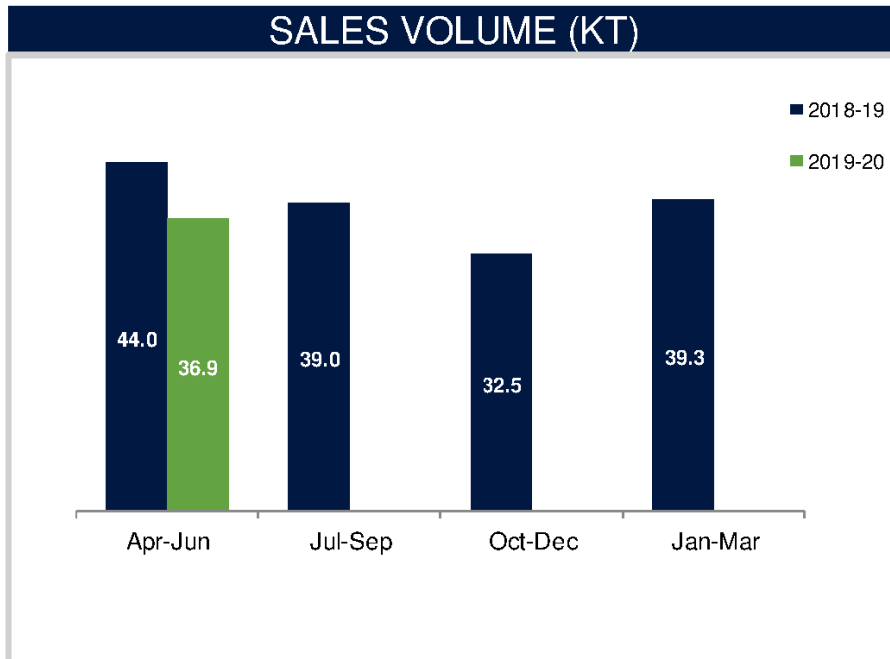
Shareholding pattern

as at Jun 30, 2019



* IEPF : Investor Education and Protection Fund [Government Organization]

Sales performance



- Sales revenue – refer note below.

Revenue from operations for periods up to June 30, 2017 include excise duty, which is discontinued effective from July 01, 2017 upon implementation of Goods and Services Tax (GST) in India. In accordance with Ind AS 18, Revenue, GST is not included in revenue from operations. In view of the aforesaid restructuring of indirect taxes, revenue from operations for the period Apr – Jun 18 is not comparable with period Apr – Jun 17.

Financial review

Q1 2019-20 (Apr-Jun) results highlights

(Unit : INR mn except volumes & EPS)

Particulars	Apr-Jun 19	Jan-Mar 19	Apr-Jun 18	% vs Jan-Mar 19	% vs Apr-Jun 18
Volumes (kt)	36.9	39.3	43.8	-6%	-16%
Sales revenue	4,435	4,822	5,945	-8%	-25%
Other income	19	11	29	63%	-35%
Cost of goods sold	3,481	4,071	4,784	-14%	-27%
Depreciation & amortization	72	89	62	-20%	15%
Other expenses	758	877	861	-14%	-12%
Profit before tax	143	(203)	266	170%	-46%
Profit after tax	93	(136)	169	168%	-45%
Other comprehensive income	(4)	(1)	(1)	-188%	-492%
Total comprehensive income	89	(137)	168	164%	-47%
EPS (Rs.)	5.3	(7.7)	9.6	168%	-45%

Segment revenue & results

Q1 2019-20 (Apr-Jun) results highlights

(Unit : INR mn)

Particulars	Apr-Jun 19	Jan-Mar 19	Apr-Jun 18	% vs Jan-Mar 19	% vs Apr-Jun 18
1. Segment revenue					
(Revenue from operations)					
(a) Specialties	3,204	3,438	4,357	-7%	-26%
(b) Polystyrene	1,231	1,384	1,588	-11%	-22%
Total	4,435	4,822	5,945	-8%	-25%
2. Segment results					
(Segment profit before interest and tax)					
(a) Specialties	106	(167)	343	163%	-69%
(b) Polystyrene	58	9	(6)	521%	1084%
Total segment profit before interest and tax	164	(157)	337	-204%	-51%
(i) Interest expense	(41)	(45)	(19)	-9%	-119%
(ii) Interest income	9	3	4	224%	142%
(iii) Other unallocable expenditure (Net of income)	12	(4)	(56)	385%	121%
Profit before tax	143	(203)	266	170%	-46%