

ELIN ELECTRONICS LIMITED

ELIN HOUSE, 4771, BHARAT RAM ROAD, 23 DARYA GANJ, NEW DELHI-110 002
Website : www.elinindia.com Tel. : 91-11-43000400 Fax : 91-11-23289340



February 13th, 2023

National Stock Exchange of India Limited
Exchange Plaza, 5th Floor,
Plot No. C/1, G Block,
Bandra - Kurla Complex
Bandra (E), Mumbai - 400 051

BSE Limited
Corporate Relationship Department,
2nd Floor, New Trading Wing,
Rotunda Building, P.J. Towers,
Dalal Street, Mumbai - 400 001

Symbol: ELIN

Scrip Code: 543725

ISIN: INE050401020

Dear Sirs,

Subject: Investor Presentation on unaudited financial results of the Company for Q3 of FY 2022-23 under the SEBI (Listing Obligations and Disclosure Requirements) Regulations, 2015, as amended.

Pursuant to the Regulation 30 read with Schedule III (Part A) (15) of the Securities Exchange Board of India (Listing Obligations and Disclosure Requirements) Regulations, 2015, please find attached investor presentation on unaudited financial results of the Company for Q3 of FY 2022-23.

We request you to take the above information on record.

Thanking You

Yours faithfully,

For Elin Electronics Limited


Lata Rani Pawa
Company Secretary & Compliance Officer
M. No.: A30540
cs@elinindia.com



Factories:-

C-142-143-144-144/1-144/2 Industrial Area, Site No.1, Bulandshahar Road, Ghaziabad - 201009 (U.P.)

L-84, Verna Industrial Area, Electronic City, Verna, Goa - 403722.

Village: Beli Khol, Post: Manpura - 174101, Teh: Nalagarh, District: Solan (Himachal Pradesh)

Regd. Office: 143, Cotton Street, Kolkata - 700007 • Telefax : 91-33-22685738

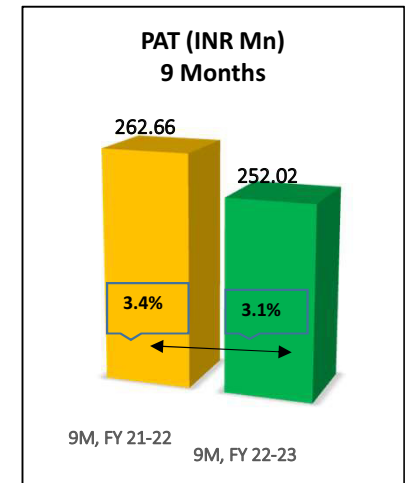
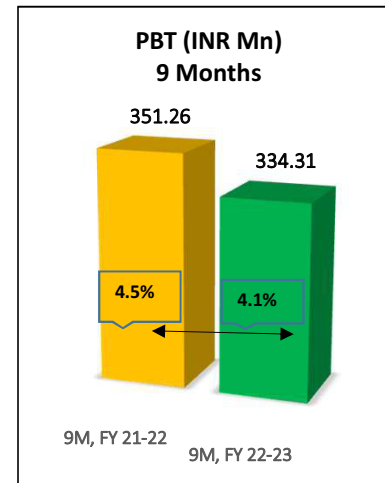
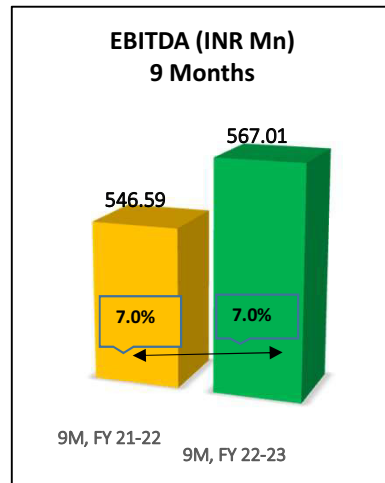
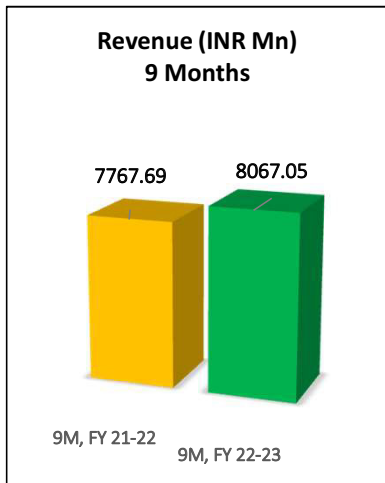
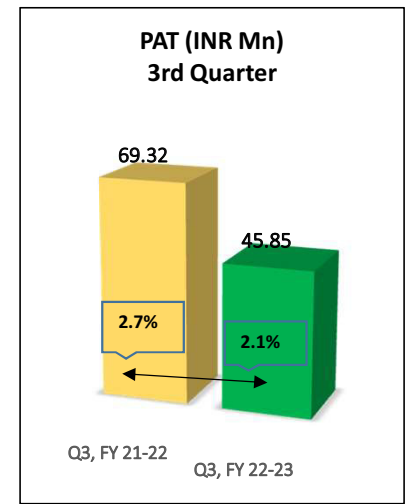
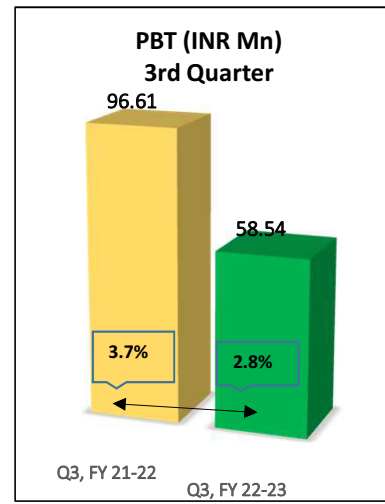
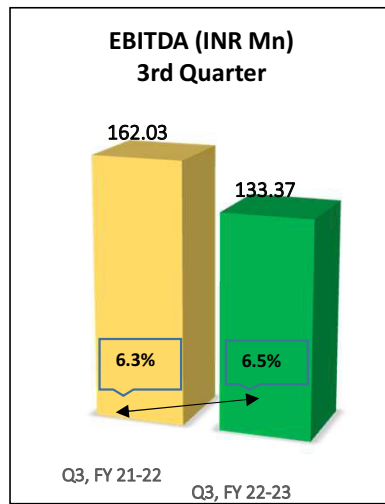
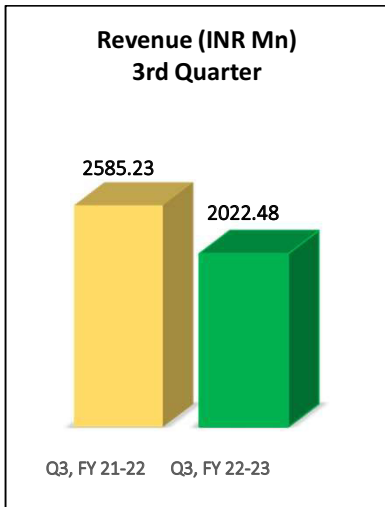
CIN : U29304WB1982PLC034725

GSTIN: 09AAACE6449G1ZJ

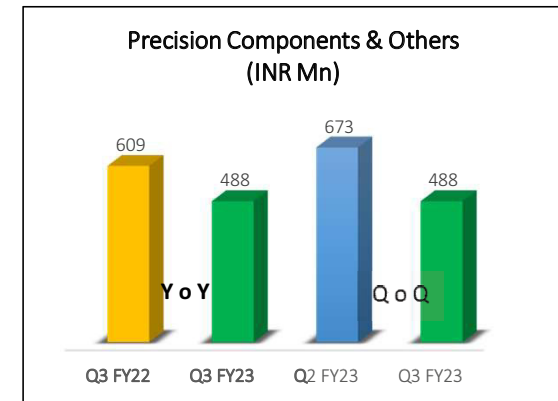
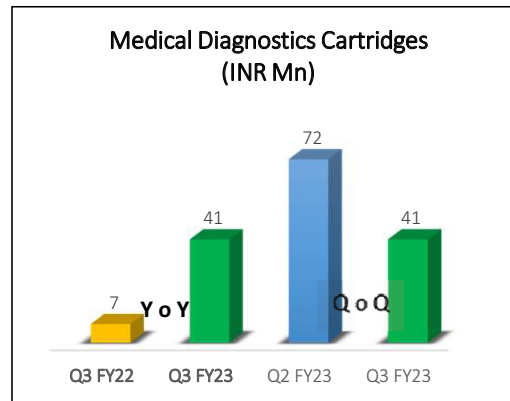
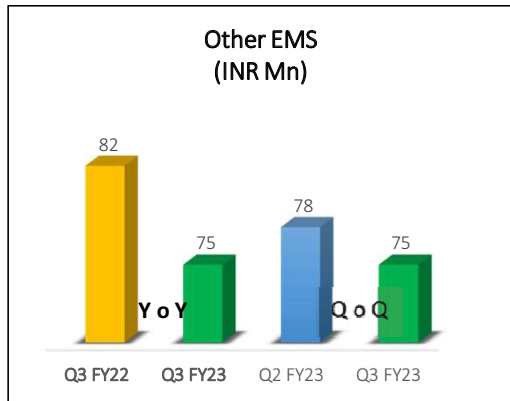
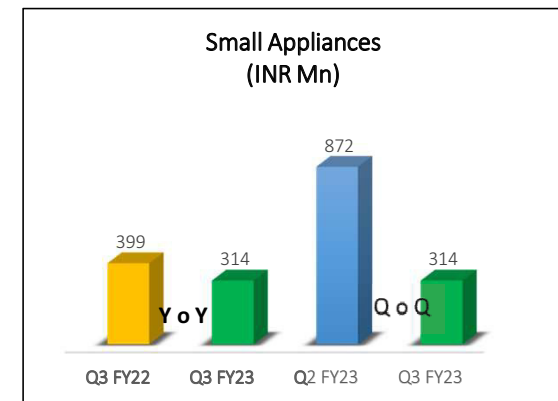
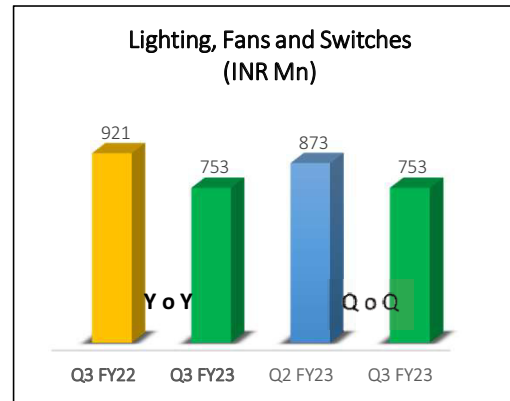
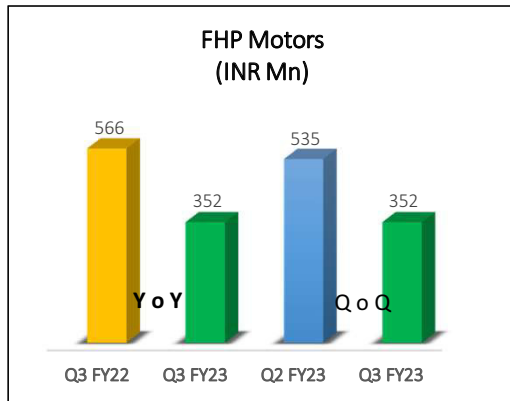


EARNINGS PRESENTATION Q3 & 9M, FY 22-23

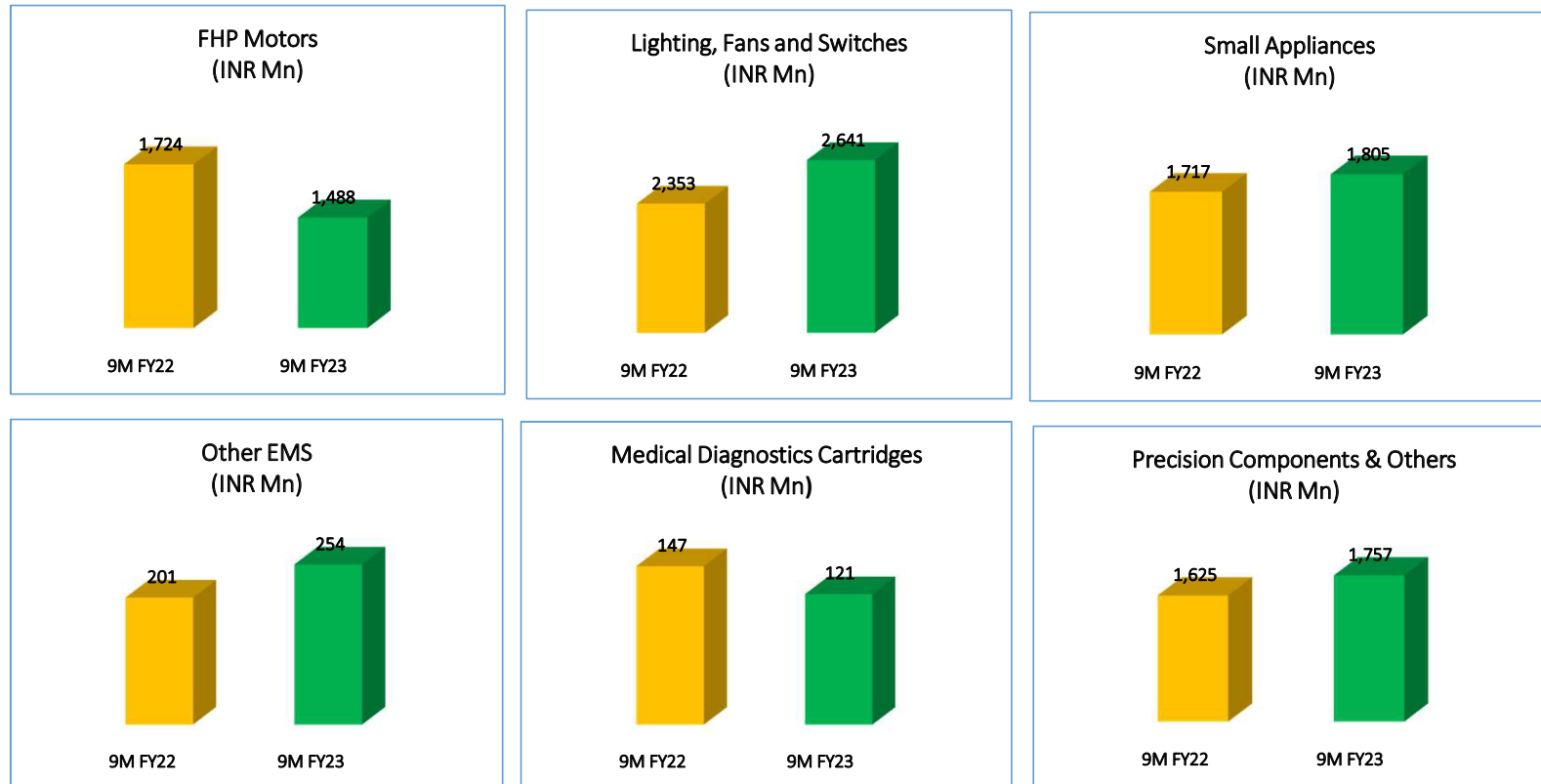
Consolidated Key highlights of Q3 & 9M FY 22-23



Segment wise quarterly revenue



Segment wise revenue 9M 2021-22 and 9M 2022-23



Expenditure Analysis : Q3,FY 22-23 vs Q3,FY 21-22 and 9M, FY 22-23 vs 9M, FY 21-22

Particulars (As a % of operating revenues)	Q3, FY 22-23	Q3, FY 21-22	9M, FY 22-23	9M, FY 21-22
Cost of Material Consumed	71.5%	75.0%	73.9%	74.5%
Employee benefit expenses	13.6%	11.9%	11.7%	11.7%
Other expenses	8.4%	7.0%	7.4%	6.8%
EBITDA	6.6%	6.3%	7.0%	7.0%
Finance Cost	1.5%	1.1%	1.3%	1.2%
Depreciation and Amortization Expense	2.2%	1.4%	1.6%	1.4%
PBT	2.9%	3.7%	4.1%	4.5%

Other financial information

Working Capital

Particulars (INR Mn)	31st Dec'22	31st Mar'22
Debtors	1309.79	1773.73
Days Sales	44	62
Creditors	827.51	992.38
Days Purchases	37	46
Inventories	1156.43	1197.15
Days Inventories	52	56
Net Working Capital Days	59	71

Debt Profile

Gross Debt	785.78	1023.31
Less (Cash & Cash equivalents)	1646.13	-
Net (Cash) / Debt	(860.35)	1023.31

Particulars (INR Mn)	Q3 (Dec'22)
Capital Expenditure	126.89

New Products to be launched

Fans	
Product	Tentative Launch
BLDC Fan	Q2 FY 2024
TPW Fan	Q1 FY 2024
Motors	
Product	Tentative Launch
BLDC Mixer Grinder	Q1 FY 2024
AC ODU Motor	Q1 FY 2024
Small Appliances	
Product	Tentative Launch
Hair Brush	Q1 FY 2024
Electric Sterlizer	Q1 FY 2024
Kettle	Q1 FY 2024
Trimmer 3000	Q1 FY 2025
Product	Tentative Launch
Steam Iron (Luminous)	Q2 FY 2024
Product	Tentative Launch
Mixer Grinder Small Body 500W	Q2 FY 2024
Juicer Mixer Grinder 500W	Q4 FY 2024
Mixer Grinder Big Body 500W	Q1 FY 2025
Juicer Mixer Grinder Big Body 500W	Q1 FY 2025
ODM	
Product	Tentative Launch
Mixer Grinder Various Model	Q1 FY 2024
Dry Iron Concept 1 1000W	Q2 FY 2024
Dry Iron Concept 3 1000W	Q2 FY 2024





Thank You
