

T Tamboli Industries Limited

(Formerly Tamboli Capital Limited)

REGD. OFFICE : MAHAVIR PALACE, 8-A, KALUBHA ROAD, BHAVNAGAR 364002, GUJARAT, INDIA
TELEPHONE: (91) 886 654 1222, (91) (278) 252 0065, FAX : (91) (278) 252 0064
E-MAIL: direct1@tamboliindustries.com, WEBSITE: www.tamboliindustries.com
CIN: L65993GJ2008PLC053613

E-filing through BSE Listing Centre

AC/1225/IX

November 8, 2023

The GENERAL MANAGER
CORPORATE RELATIONSHIP DEPARTMENT
Bombay Stock Exchange Limited
1st Floor, New Trading Ring, Rotunda Building,
P.J. Towers, Dalal Street, Fort
Mumbai 400 001

Dear Sir,

Sub: Submission of Investor Presentation under Regulation 30 of the SEBI (Listing Obligations and Disclosure Requirements) Regulations, 2015.

Ref: **Scrip Code No. 533170.**

In the above regard, please find attached Investor Presentation under Regulation 30 of SEBI (Listing Obligations and Disclosure Requirements) Regulations, 2015.


We are also uploading the same on website of the Company www.tamboliindustries.com.

Please take the above submission on record.

Thanking you
Yours faithfully
For TAMBOLI CAPITAL LTD


(Vipul H. Pathak)
DIRECTOR AND CFO

Encl: Investor Presentation



Q2 & H1FY24
Earnings
Update

20
23

NOVEMBER 2023

Tamboli Capital Limited

Is Now

Tamboli
Industries
Limited

20
23

Strategic rebranding initiative marks a pivotal moment in the Company's history

Aligning its name with its core business and strategic focus i.e., Investment Casting

New name, Tamboli Industries Limited, is a more accurate representation of:

- Who we are
- What we do, and
- Our standing in our industry and the capital markets

With this new brand identity, Tamboli Industries Limited will further cement its position as one of the best companies globally in the investment casting domain

20
23

Tamboli Industries Overview

Q2 & H1FY24 Earnings Update

TAMBOLI INDUSTRIES LIMITED

*Tamboli
Casting
Limited
(100% subsidiary)*

Investments in group companies
BSE: TAMBOLIIN
Listed since 2010

**Investment
& Others**

SUBSIDIARY
Investment castings & precision
components business

**Investment
Castings &
Precision
Components**

A specialist in investment casting technology (Feinguss), delivering fully machined precision components for Pneumatic & Automation, Pumps, Valves & Turbo Parts, General Engineering, Automobile and Aerospace applications.

EXPORT
ORIENTED UNIT

STAR EXPORT
HOUSE

FORTUNE
500
PREFERRED SUPPLIER TO
FORTUNE 500 COMPANIES
ACROSS THE GLOBE

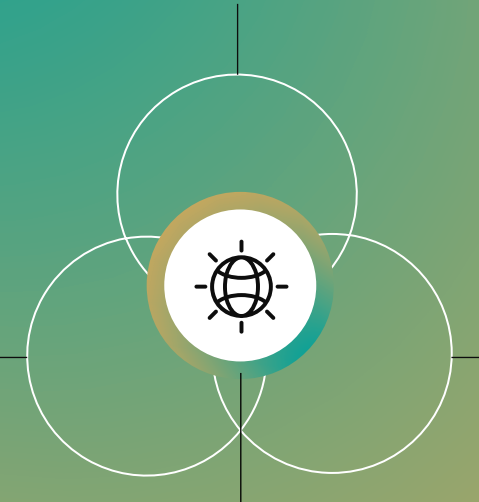
600 TPA
PRODUCTION CAPACITY

500+
STRONG TEAM

40+
ENGINEERS

Tamboli Castings Overview

*Focused on delivering niche
& super-crucial components
in low, medium and high
volumes*



*Superior quality,
strong supply chain
reliability & timely
delivery*

*Fully-machined
ready-to-fit
components*

*Supplier of choice
for a marquee
global clientele*


Investment Casting Process

- High technology precision investment casting process refers to a complex and precise manufacturing method used to create intricate metal parts with high accuracy. This process involves the use of advanced equipment and techniques to produce high quality metal components that meet the exact specifications required by the customers. The process begins with the creation of a wax or plastic pattern which is used to create a mold for the metal part. This pattern is then coated with ceramic material, which is allowed to dry and harden. The mold is then heated to remove the wax or plastic pattern, leaving behind a hollow ceramic shell. The shell is then filled with molten metal, which is allowed to cool and solidify. Once the metal has solidified, the ceramic shell is broken away, revealing the finished metal part. The part is then cleaned and finished to the desired specifications. Subsequently the parts are machined for close tolerances and surface finish.
- High technology precision investment casting process offers many advantages over other manufacturing methods. It allows for the production of intricate / complex parts with high accuracy and consistency. It is also a cost effective method, as it reduces the need for machining and other finishing processes. Overall, high technology precision investment casting process is a highly advanced and precise manufacturing method that is ideal for creating high quality metal parts for a wide range of industries and applications. Its accuracy and consistency make it a popular choice for many manufacturers and its cost effectiveness makes it a viable option for many businesses.

Wax Injection & Pattern Assembly



Shelling



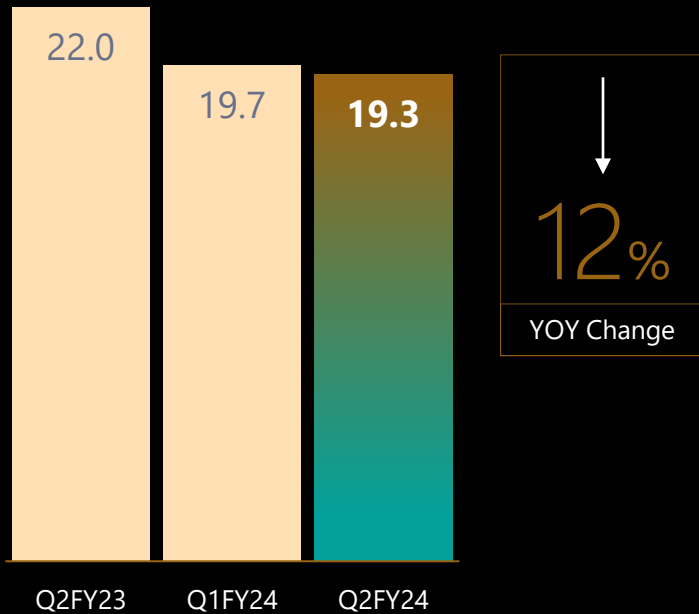
Melting



At a Glance Q2FY24

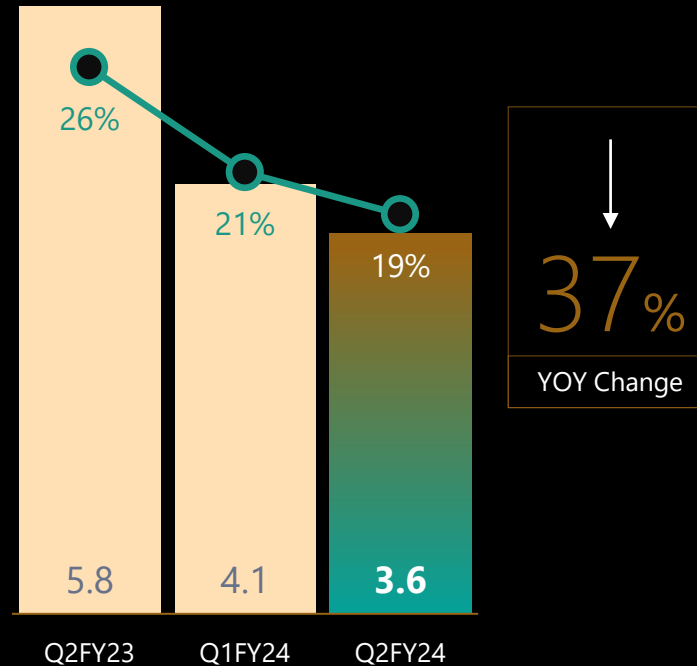
REVENUE FROM OPERATIONS

(IN ₹ CRORE)



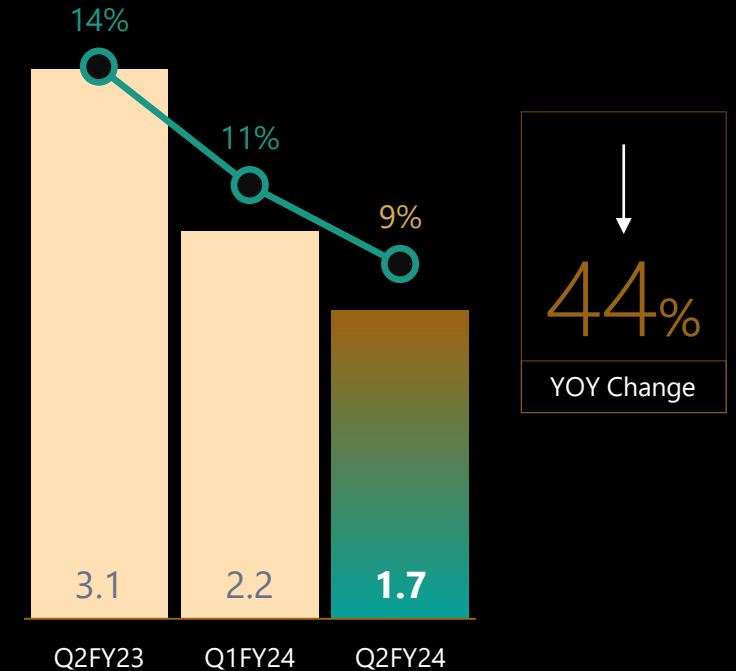
EBITDA & EBITDA MARGIN

(IN ₹ CRORE & %)



PAT & PAT MARGIN

(IN ₹ CRORE & %)



Operational Updates Q2 & H1FY24

STRENGTHENED OUR MANUFACTURING PROWESS AND ENSURED SYSTEM STABILITY WITH:

Industry 4.0 Enabled Dewaxing System



Newly Installed Power Back Up Facility



Newly Imported Robotic Shelling System



20
23

Mr Vaibhav B. Tamboli
*CHAIRMAN &
MANAGING DIRECTOR*

Business Overview

- As we complete H1FY24 amidst severe global political disorder in view of Ukraine-Russia and the Israel-Palestine crisis, the Company has delivered resilient and consistent operational and financial results. Multinational corporations are having to readjust their strategies due to trade barriers, sanctions and embargoes on account of politically driven decoupling of supply chains playing a significant role in the economy.
- During the past 6 months, the Company further strengthened its infrastructure and upgraded its technical skills by investing in automation & robotics, backup power utilities, Industry 4.0 compliant tool management system and other foundry machineries. The Company has also undertaken measures to augment management bandwidth by creating a stronger team and also to be resilient for the long term. We are working in a global context to create competitive conditions and develop products with an ambitious aspiration to grow in the time to come.
- Our niche of manufacturing complex machined castings along with world-class infrastructure makes us a frontrunner in our segment. The Company is also working and is in the final stage of developing crucial automotive and mass-transit components for global and Indian MNCs.
- We wish for peace and humanity in this time of global crisis and look forward to the end of the current scenario and the business to prosper.
- On behalf of the entire team at Tamboli Group I wish you and your family a Happy Deepavali and prosperous New Year.

Synopsis

(Q2 & H1FY24) P&L Snapshot

(₹ IN CRORE)

PARTICULARS	Q2FY23	Q1FY24	Q2FY24	YOY CHANGE (%)	H1FY23	H1FY24	YOY CHANGE (%)
Total Revenue	21.99	19.69	19.32	-12%	46.40	39.02	-16%
Total Operating Expenses	16.21	15.61	15.70	-3%	35.30	31.31	-11%
EBITDA	5.78	4.09	3.62	-37%	11.10	7.70	-31%
EBITDA (%)	26%	21%	19%	-756 BPS	24%	20%	-417 BPS
Interest Cost	0.19	0.05	0.05	-73%	0.42	0.10	-75%
Depreciation & Amortisation	1.05	1.08	1.12	6%	2.07	2.20	6%
Profit Before Taxes	4.54	2.95	2.45	-46%	8.61	5.40	-37%
Profit After Taxes	3.05	2.15	1.70	-44%	6.02	3.86	-36%
Earning Per Share	3.08	2.17	1.72	-44%	6.06	3.89	-36%

Diversified Revenue Base

REVENUE MIX: INDUSTRIAL APPLICATION (FY23)

(IN %)

01%

Aerospace

18%

Automotive

35%

General Engineering

26%


Pneumatic & Automation

20%

Pumps, Valves & Turbo Parts

Diversification via Exposure to Multiple Divisions, Industries, and Geographies within a few select large Clients (MNC Conglomerates)

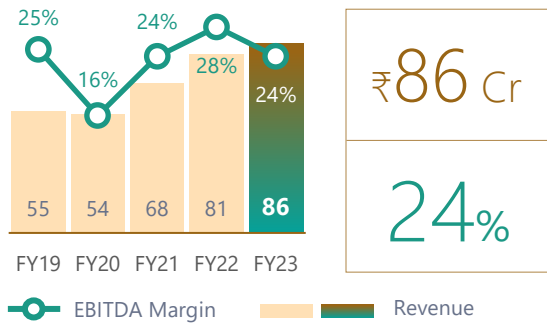
Q2 & H1FY24 Earnings Update



Key Performance Indicators

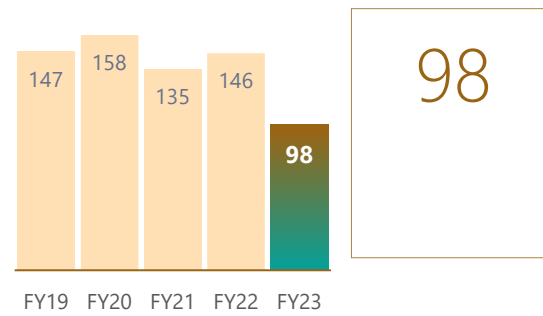
TOTAL REVENUE & EBITDA MARGIN

(IN ₹ CRORE & %)



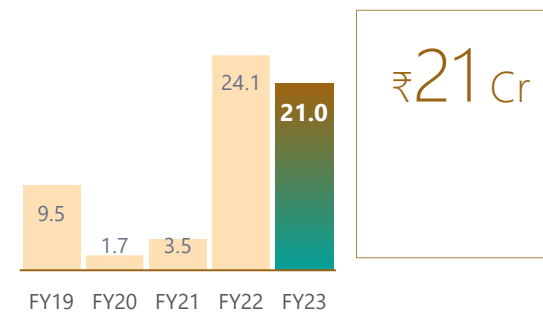
OPERATING WORKING CAPITAL

(IN DAYS)



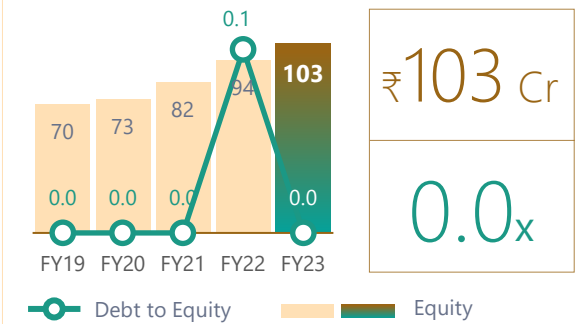
CASH FLOW FROM OPERATIONS

(IN ₹ CRORE)



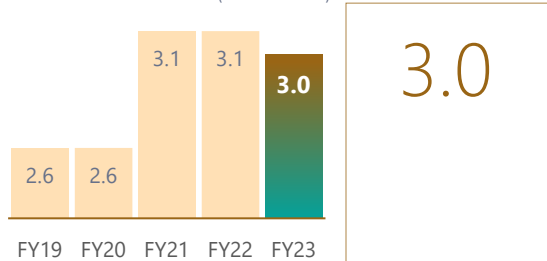
EQUITY & DEBT TO EQUITY

(IN ₹ CRORE & TIMES)



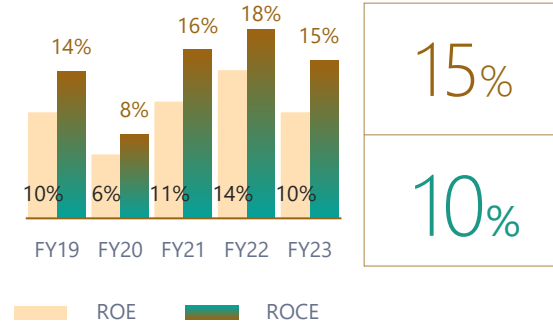
FIXED ASSET TURNS

(IN TIMES)



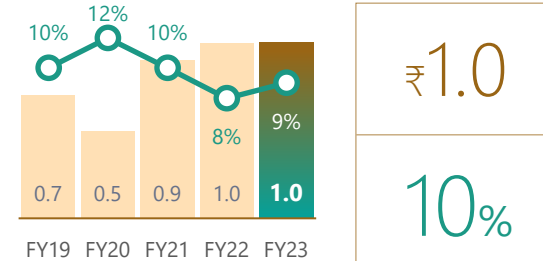
CAPITAL RETURN RATIOS

(IN %)



DIVIDEND PER SHARE & PAYOUT

(IN ₹ & %)



(5Y) P&L Snapshot

(₹ IN CRORE)

PARTICULARS	FY19	FY20	FY21	FY22	FY23
Total Revenue	54.6	53.6	67.5	81.3	85.5
Total Operating Expenses	41.0	44.8	51.3	58.6	65.1
EBITDA	13.6	7.4	15.6	21.9	20.4
EBITDA (%)	24.9	13.7	23.0	26.9	23.8
Interest Cost	0.6	0.4	0.2	0.7	1.1
Depreciation & Amortisation	3.3	3.0	3.3	4.1	4.4
Profit Before Taxes	9.6	4.0	12.1	17.1	15.0
Profit After Taxes	7.0	4.1	9.4	13.0	10.6
Earning Per Share	7.0	4.1	9.5	13.1	10.6

(5Y) Balance Sheet Snapshot

(₹ IN CRORE)

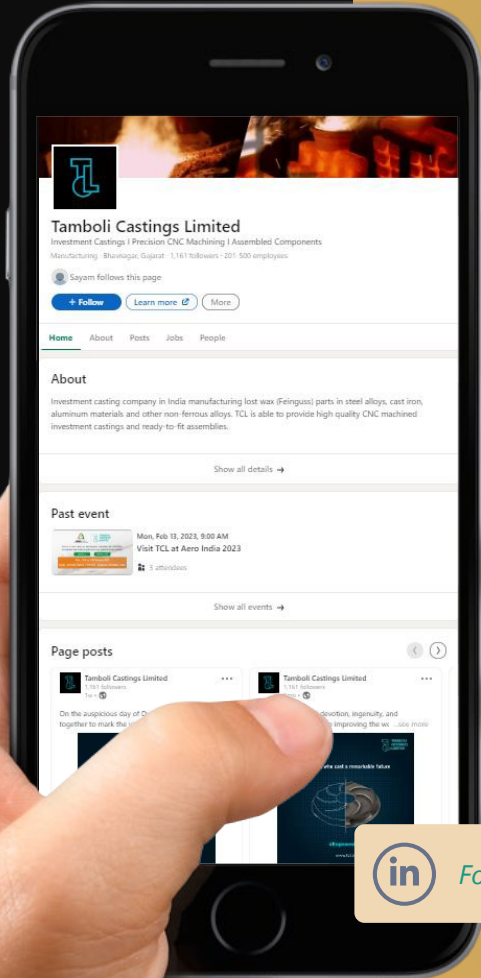
PARTICULARS	FY19	FY20	FY21	FY22	FY23
Shareholders Fund	70.1	72.8	81.8	93.8	103.4
Non-current Liability	2.7	1.5	0.4	9.9	0.9
Current Liability					
Trade Payable	2.1	1.8	3.8	3.9	3.0
Others	8.8	17.1	10.4	18.9	11.8
Total	83.6	93.1	96.3	126.5	119.1
Non-current Assets	21.3	39.7	45.8	60.1	74.9
Current Assets					
Inventories	12.6	16.4	12.4	17.4	14.7
Trade Receivable	11.3	8.0	16.2	18.8	10.5
Others	38.5	29.0	22.1	30.2	18.9
Total	83.6	93.1	96.3	126.5	119.1

(5Y) Cash Flow Snapshot


(₹ IN CRORE)


PARTICULARS	FY19	FY20	FY21	FY22	FY23
Cash From Operating Activities	12.9	1.7	3.5	24.1	21.0
Cash From Investing Activities	(0.9)	(5.1)	(4.7)	(37.0)	(5.1)
Cash From Financing Activities	(2.1)	(2.7)	(1.8)	12.1	(14.4)
Net Cash Flow	9.8	(6.1)	(3.0)	(0.8)	1.4
Net Cash At Beginning Of Year	23.4	13.7	7.6	4.6	3.8
Net Cash At The End Of Year	33.2	7.6	4.6	3.8	5.2

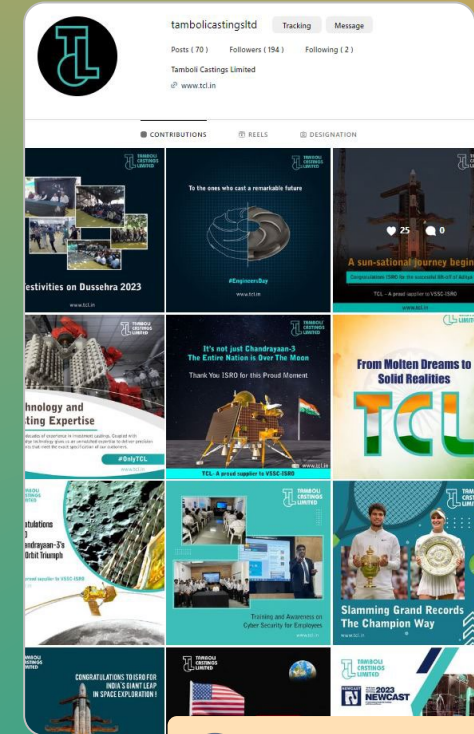
20
23



 Follow us on **Twitter**



 Follow us on **Facebook**



 Follow us on **Instagram**

 Follow us on **LinkedIn**

Follow for Latest Happenings at TCL

Contacts

TAMBOLI INDUSTRIES LIMITED

direct1@tamboliindustries.com

TIL ADVISORS PRIVATE LIMITED

sayam@theinvestmentlab.in

Safe Harbour

No representation or warranty, express or implied, is made as to, and no reliance should be placed on, the fairness, accuracy, completeness or correctness of the information or opinions contained in this presentation. Such information and opinions are in all events not current after the date of this presentation. Certain statements made in this presentation may not be based on historical information or facts and may be "forward looking statements" based on the currently held beliefs and assumptions of the management of Tamboli Industries Limited and its subsidiaries ("Company", "Group", or "Tamboli Industries", "Tamboli Castings" or "TCL"), which are expressed in good faith and in their opinion reasonable, including those relating to the Company's general business plans and strategy, its future financial condition and growth prospects and future developments in its industry and its competitive and regulatory environment. Forward-looking statements involve known and unknown risks, uncertainties and other factors, which may cause the actual results, financial condition, performance or achievements of the Company or industry results to differ materially from the results, financial condition, performance or achievements expressed or implied by such forward-looking statements, including future changes or developments in the Company's business, its competitive environment and political, economic, legal and social conditions. Further, past performance is not necessarily indicative of future results. Given these risks, uncertainties and other factors, viewers of this presentation are cautioned not to place undue reliance on these forward-looking statements. The Company disclaims any obligation to update these forward-looking statements to reflect future events or developments. This presentation is for general information purposes only, without regard to any specific objectives, financial situations or informational needs of any particular person. This presentation does not constitute an offer or invitation to purchase or subscribe for any securities in any jurisdiction. No part of it should form the basis of or be relied upon in connection with any investment decision or any contract or commitment to purchase or subscribe for any securities. This presentation may not be copied or disseminated, in whole or in part, and in any manner.

Thank You

NOVEMBER 2023