

Godrej Industries Limited
Regd. Office: Godrej One,
Pirojshanagar,
Eastern Express Highway,
Vikhroli (E), Mumbai 400079. India.
Tel.: 91-22-2518 8010/8020/8030
Fax: 91-22-2518 8068/8063/8074
Website: www.godrejindustries.com

CIN: L24241MH1988PLC097781

Dated: May 21, 2021

To,
BSE Limited
P. J. Towers, Dalal Street, Fort
Mumbai – 400 001

Ref.: BSE Scrip Code No. "500164"

To,
National Stock Exchange of India Limited
Exchange Plaza, Bandra - Kurla Complex,
Bandra (East), Mumbai-400 051

Ref.: "GODREJIND"

Debt Segment NSE:

NCD- GIL23 - ISIN: INE233A08022

NCD- GIL24 - ISIN: INE233A08030

NCD- GIL25- ISIN: INE233A08048

Sub.: Performance Update

The Board of Directors at its Meeting held today, i.e. on May 21, 2021 have approved the Audited Financial Results (Standalone and Consolidated) for the Quarter and Financial Year ended March 31, 2021. We enclose herewith the performance update of the Financial Results.

Kindly take the same on your record.

Thanking you,

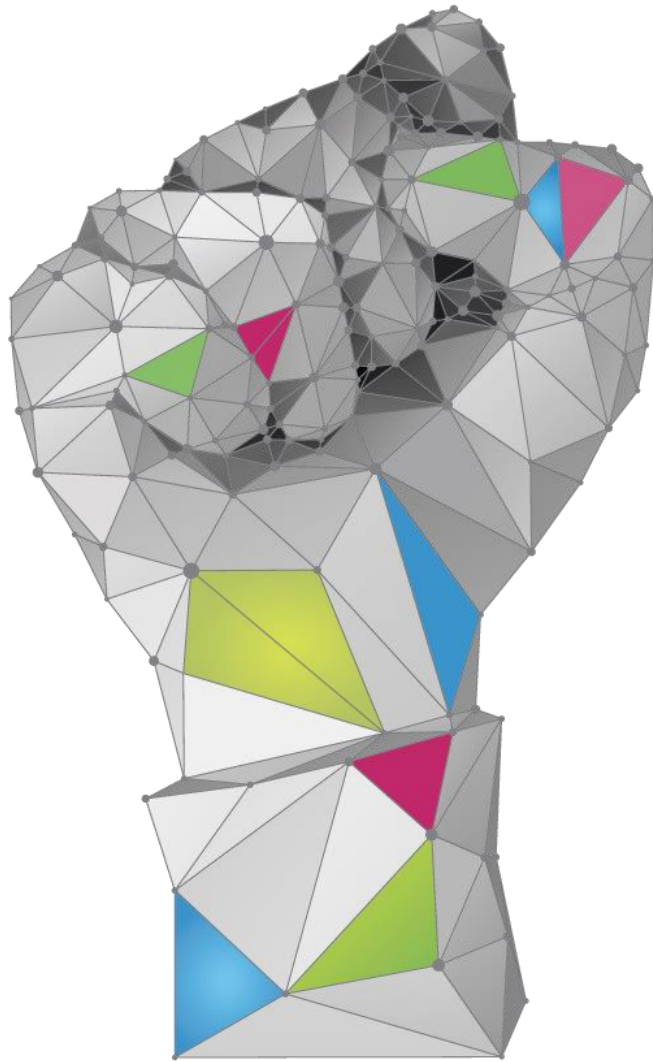
Yours sincerely,

For Godrej Industries Limited

Tejal Jariwala
Company Secretary & Compliance Officer
(FCS 9817)

Encl.: A/a





EMERGING
STRONGER



GODREJ INDUSTRIES LIMITED

Performance Update – Q4 & FY 2020-21

MAY 21, 2021

DISCLAIMER

“Some of the statements in this communication may be ‘forward looking statements’ within the meaning of applicable laws and regulations. Actual results might differ substantially or materially from those expressed or implied. Important developments that could affect the Company’s operations include changes in industry structure, significant changes in political and economic environment in India and overseas, tax laws, import duties, litigation and labour relations.”

PRESENTATION FLOW

- Results
 - Financial Highlights – Consolidated
 - Segment Performance
- Business Performance
 - Performance highlights including Subsidiaries and Associates
- Other information

FINANCIAL HIGHLIGHTS – CONSOLIDATED

FINANCIAL HIGHLIGHTS - CONSOLIDATED

Particulars (₹crore)	Q4 FY 2020-21	Q4 FY 2019-20	% Growth	FY 2020-21	FY 2019-20	% Growth
Total Income	2,785	3,278	(15%)	9,995	11,862	(16%)
PBDIT *	193	390	(50%)	1,327	1,634	(19%)
Depreciation	63	61	-	242	234	-
PBIT*	131	328	(60%)	1,085	1,400	(23%)
Interest	124	117	-	469	491	-
Net Profit *# (Continuing Operations)	(16)	27	-	333	380	(12%)

* Including share of profit in associates ;

With share of profit in associate companies, post reduction of non-controlling interest.

**Net Profit
(Discontinuing operations)**

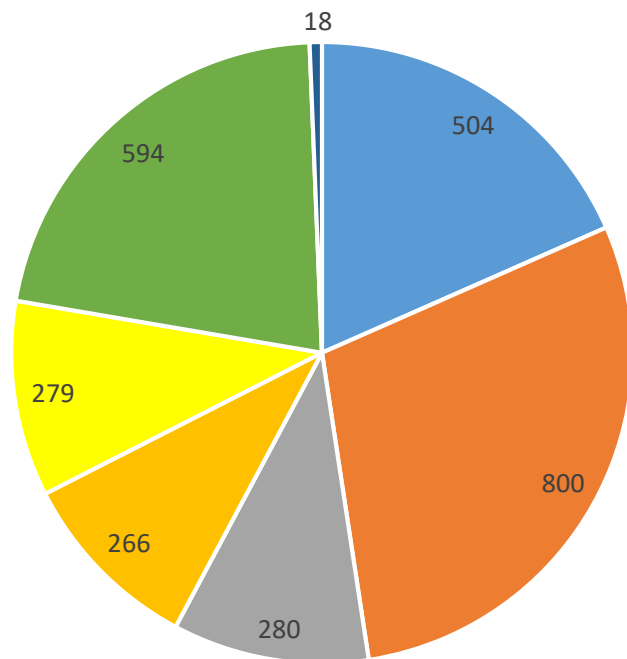
1

174

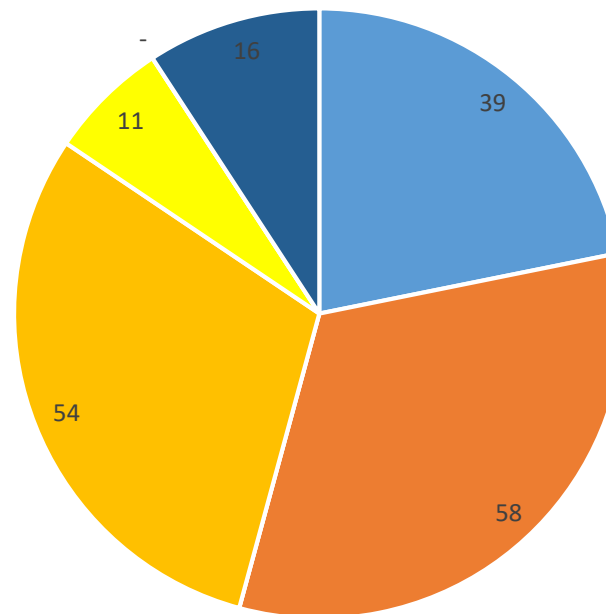
CONSOLIDATED RESULTS – SEGMENT PERFORMANCE

SEGMENT-WISE CONTRIBUTION TO FINANCIALS: Q4 FY 2020-21

Revenue * (₹ crore)



PBIT * (₹ crore)



*excluding others segment.

■ CHEMICALS

■ DAIRY

■ VEG OILS

■ FINANCE & INVESTMENTS

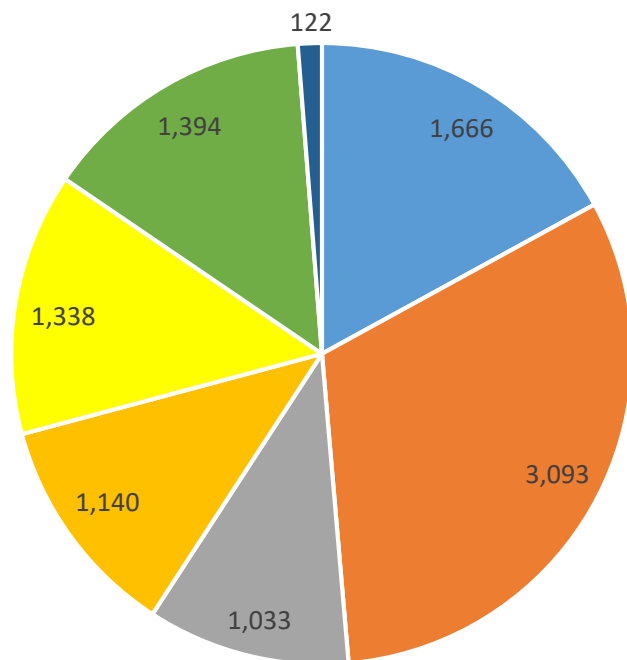
■ ANIMAL FEEDS

■ CROP PROTECTION

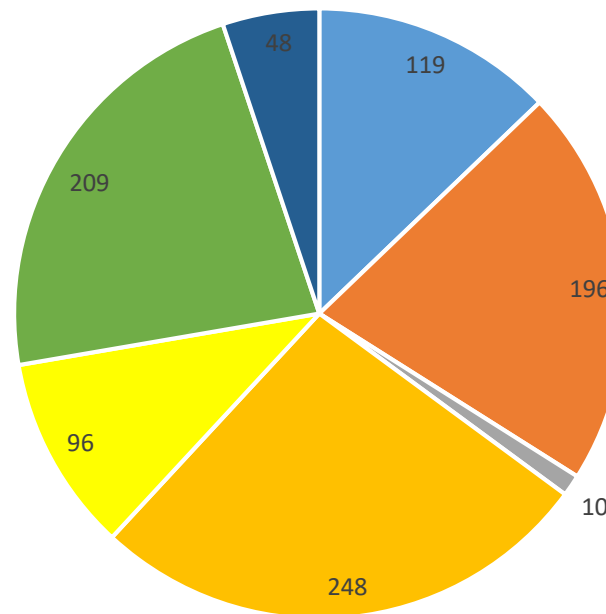
■ ESTATE & PROPERTY DEVELOPMENT

SEGMENT-WISE CONTRIBUTION TO FINANCIALS: FY 2020-21

Revenue * (₹ crore)



PBIT * (₹ crore)



*excluding others segment.

■ CHEMICALS

■ DAIRY

■ VEG OILS

■ FINANCE & INVESTMENTS

■ ANIMAL FEEDS

■ CROP PROTECTION

■ ESTATE & PROPERTY DEVELOPMENT

**BUSINESS PERFORMANCE: Performance Highlights
incl. subsidiaries, JVs and Associates**

CONSUMER (GCPL)

Business and Financial Highlights for Q4 FY2020-21:

- Consolidated sales grew by 27% year-on-year.
- Consolidated EBITDA grew by 21% year-on-year.
- Consolidated net profit grew by 20% year-on-year.
- **Category Review**
 - **Household Insecticides** –Household Insecticides grew by 34%. It delivered broad-based growth across premium formats (aerosols, electrics and non-mosquito portfolio) and burning formats
 - **Soaps**– Soaps delivered a third consecutive quarter of double-digit sales growth of 41%, and continued to gain market share,
 - **Hair Colours** – Hair Colours recorded a steady sales growth of 25%, driven by an uptick in overall category growth. Godrej Expert Rich Crème continues to perform well.



Financial Highlights for Q4 & FY 2020-21

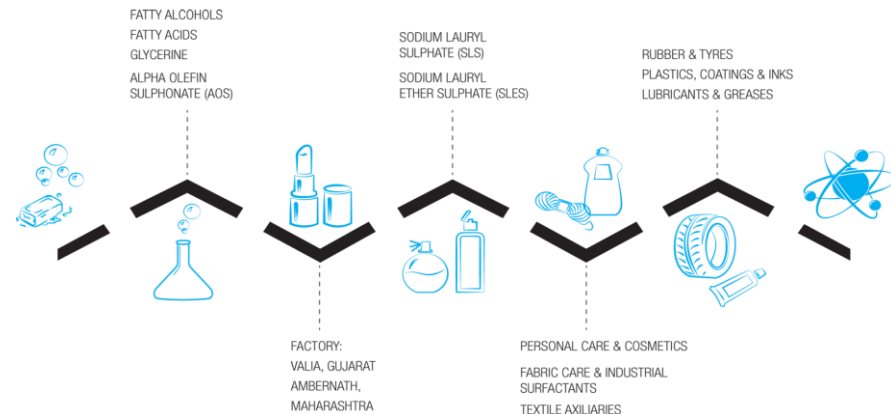
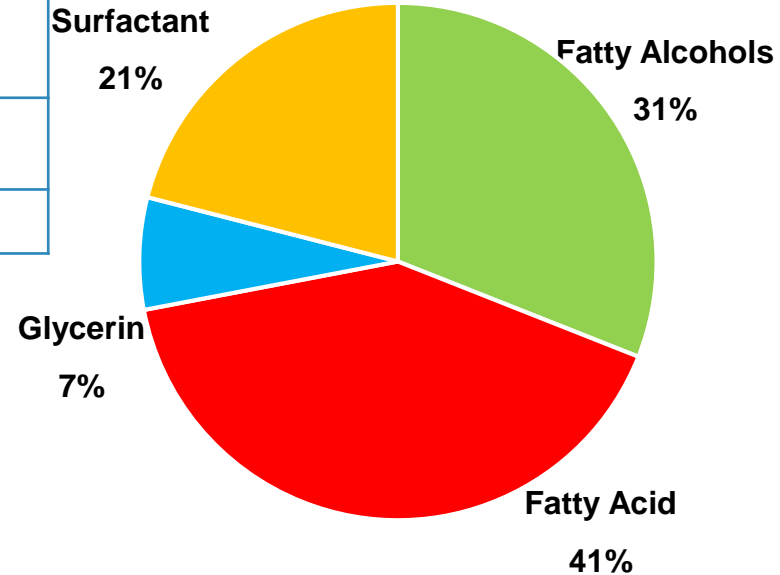
₹ crore	Q4 FY 20-21	Q4FY 19-20	FY 20-21	FY 19-20
Revenue	504	390	1,666	1,604
PBIT	39	38	119	140

- Revenues for Q4 FY21 increased by 29% as compared to Q4 FY20



Our Ambernath factory is the Winner of the Most Environment Friendly Company, FICCI 2021

Product Portfolio Q4 FY 2020-21



Godrej Properties Limited (GPL) - Consolidated Financial Highlights:

₹ crore	Q4 FY21	Q4 FY20	FY21	FY20
Total Income	508	1,261	1,217	2,829
Net Profit after tax	(192)	102	(189)	271

Business & Sales Highlights for Q4 FY 2020-21

- GPL had its best ever quarter for sales - booking value stood at ₹ 2,632 crore in Q4 FY21 representing quarter on quarter growth of 77%
- Highest ever annual residential collection of ₹ 4,389 crore in FY21 with ₹ 2,041 crore collection in Q4 FY21
- Delivered ~2.3 million sq. ft. in three projects in Q4 FY21
- Received 42 awards in Q4 FY21

AGRI BUSINESS

Godrej Agrovet Limited (GAVL) - Consolidated Financial Highlights

₹ crore	Q4 FY21	Q4 FY20	FY21	FY20
Total Income	1,472	1,644	6,306	7,011
Net Profit after tax	57	75	314	306

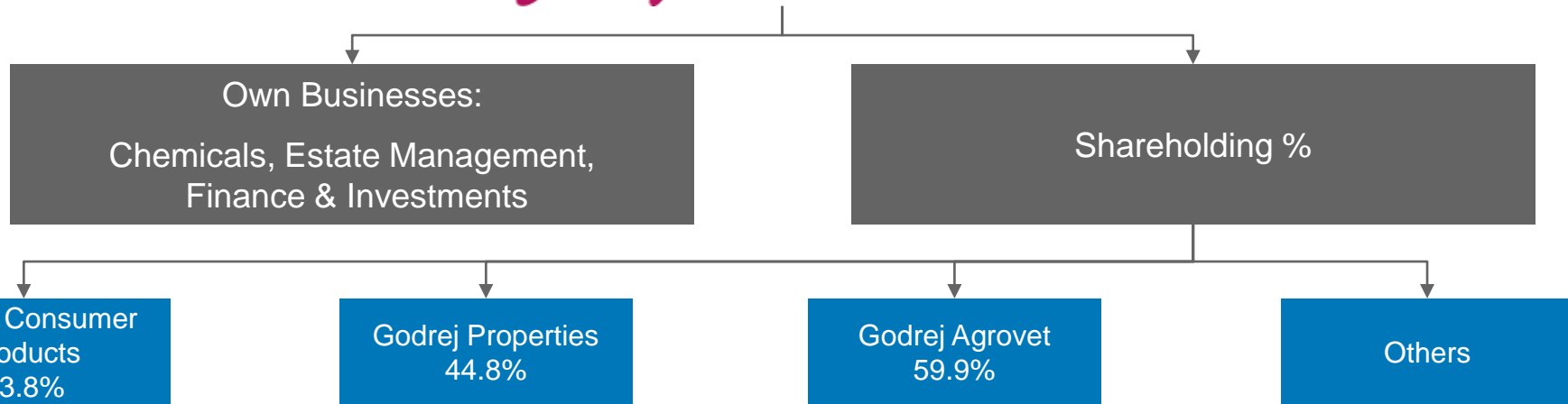
- **Animal Feed:** Strong results in Q4 FY21, a growth of 71% supported by favorable input prices and realization of R&D benefits.
- **Vegetable Oil** Crude palm oil (CPO) and palm kernel oil (PKO) prices were high in Q4FY21 resulting in segment revenues and segment results growing by 8% and 23%, respectively
- **Crop Protection Business:** In Q4FY21, Consolidated segment results posted a growth of 12% and Consolidated revenues posted a growth of 6% as compared to corresponding quarter of previous year.
- **Dairy:** In Q4FY21 sales stood at ₹ 280 crore.



OTHER INFORMATION

GODREJ INDUSTRIES LIMITED

CORPORATE STRUCTURE

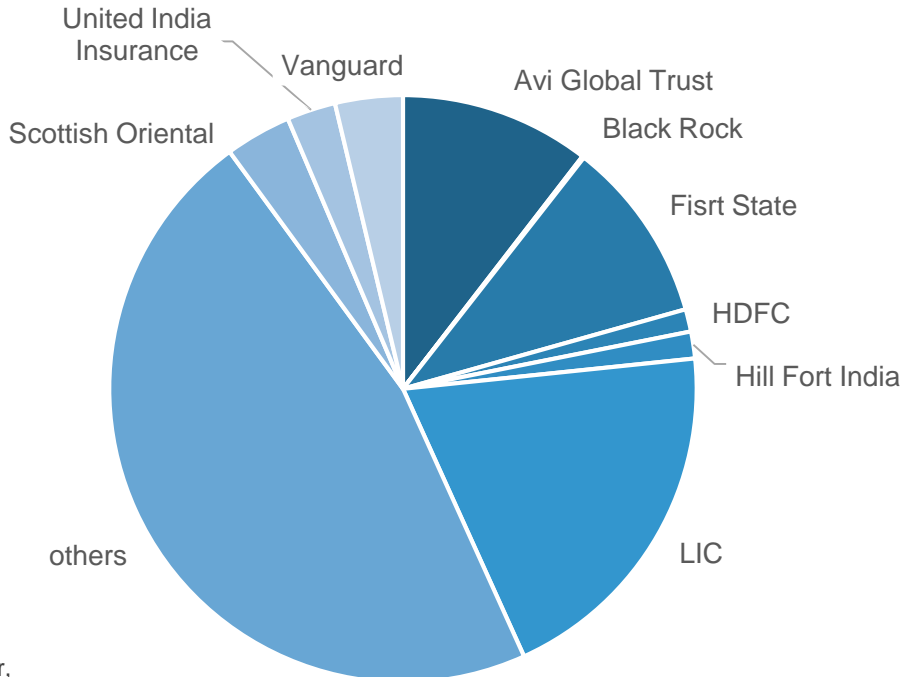
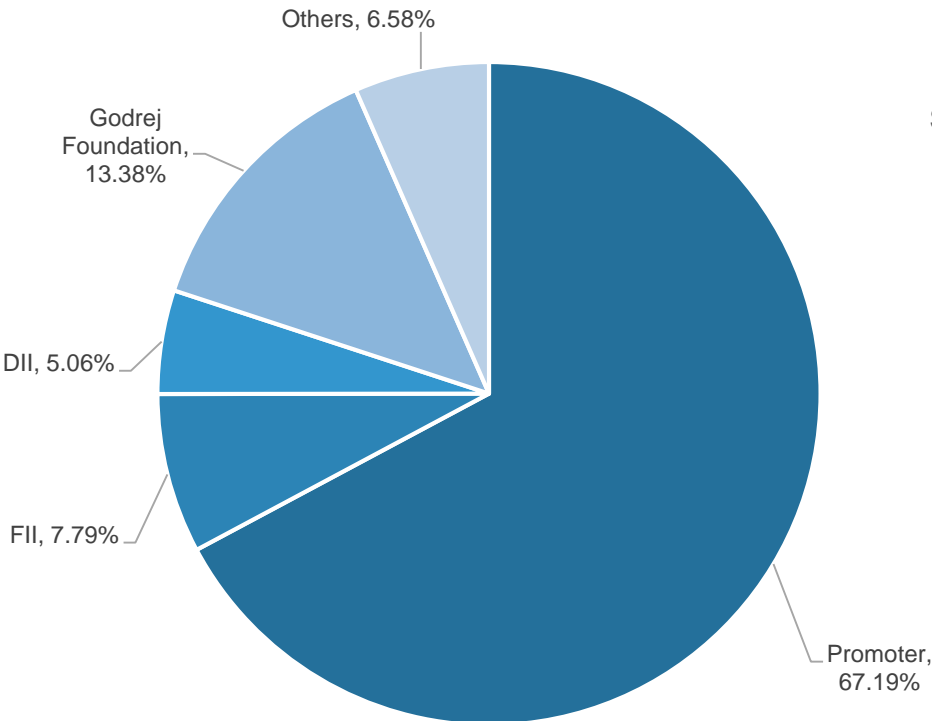


- Other investments

SIGNIFICANT APPRECIATION IN INVESTMENT VALUE

Company	Business	Holding (%)	Investment at cost (₹ crore)	Market Value [^] of investment (₹ crore)
Godrej Consumer Products (GCPL)	FMCG, Personal and Household Care products	23.8%	1,366	17,695
Godrej Properties (GPL)	Real Estate and Property Development	44.8%	762	17,521
Godrej Agrovvet	Animal Feed, Agri-inputs, Poultry, Dairy & Oil Palm	59.9%	513	6,034
Godrej International	International Trading	100%	15	
Godrej International & Trading	International Trading & Investments	100%	4	
Others		--	22	
	Total		2,682	

SHAREHOLDING PATTERN AS ON MARCH 31, 2021



Major Institutional Investors



THANK YOU FOR YOUR TIME AND CONSIDERATION