



KNR Constructions Limited

Date: 13th February 2016

Ref: KNRCL/SD/2016/25 & 26

To
Dept. of Corporate Services,
BSE Limited
P J Towers, Dalal Street,
Fort, MUMBAI - 400001

To
National Stock Exchange of India Limited
"Exchange Plaza",
Bandra Kurla Complex,
Bandra (E), MUMBAI - 400051

Fax: +91 - 22- 2272 2037 / 39 / 41
+91 22 2272 3121 / 3719 / 1557

Fax: +91- 22- 6641 8124 / 25 / 26
+91 22 2659 8237 / 38 ,
+91 22 2659 8347 / 48

Sir,

Sub:- Investors presentation - February 2016

Ref: - Listing Regulations
BSE Code: 532942, NSE Symbol: KNRCON

With reference to the above, please find attached the latest investors presentation.

This is for your information and records

Yours truly,
for KNR Constructions Limited

M. Venkata Rao

M. V. VENKATA RAO
Company Secretary

Investor Presentation

February 2016



KNR CONSTRUCTIONS LIMITED

KNR House, 3rd & 4th Floor,
Plot No.114, Phase-1, Kavuri Hills,
Jubilee Hills, Hyderabad - 500 033

Phone No. 040-40268759/61/62, Fax No. 040-40268760

E-mail: info@knrel.com

A Well Established Name in Roads & Highway Constructions

Disclaimer



KNR CONSTRUCTIONS LIMITED

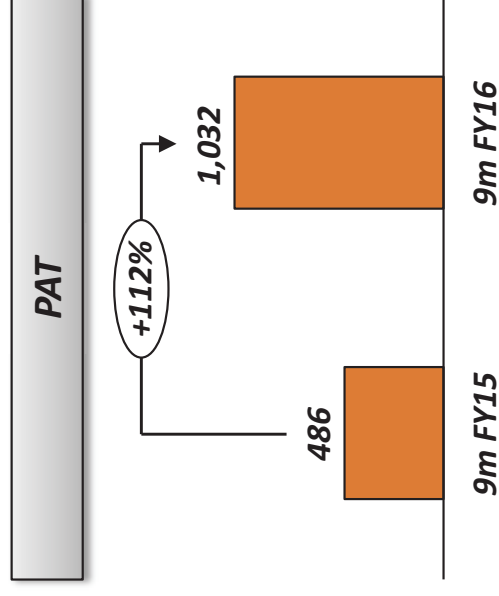
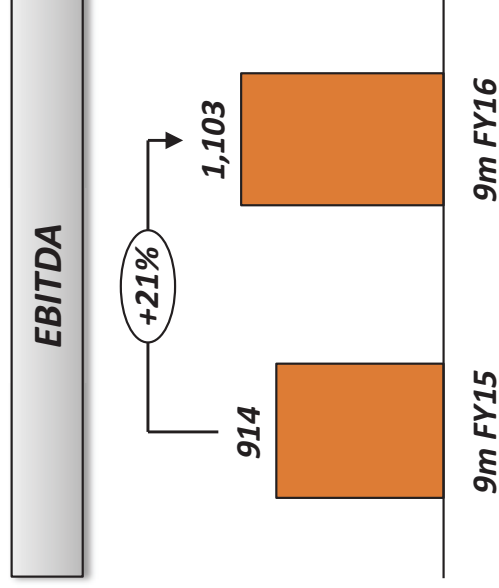
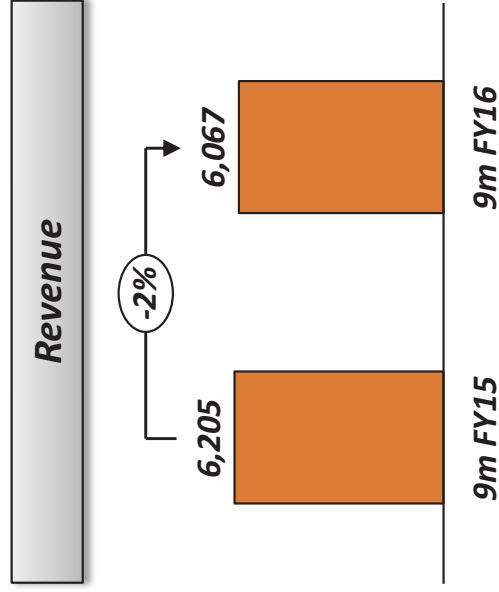
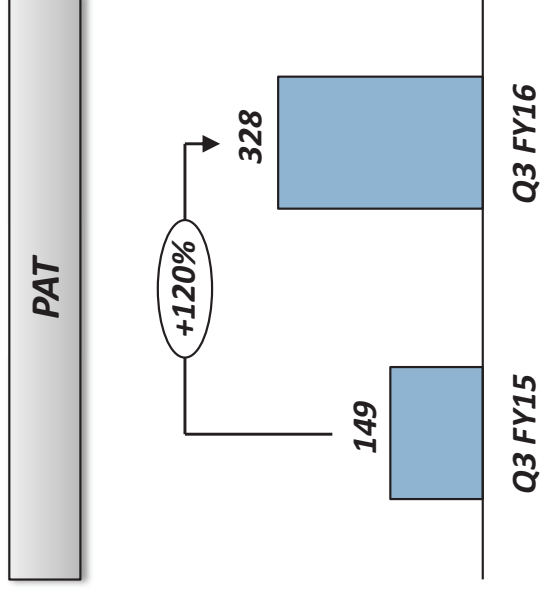
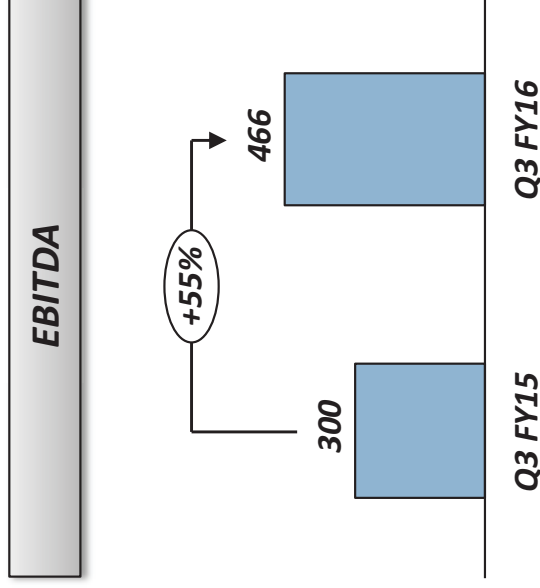
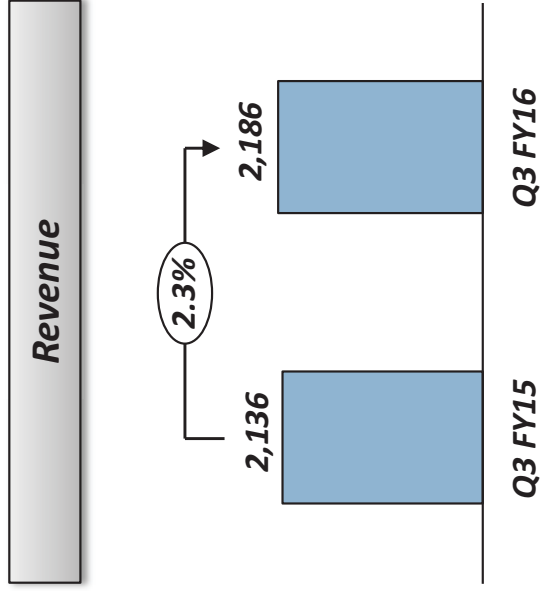
This presentation and the accompanying slides (the “Presentation”), which have been prepared by KNR Constructions Limited (the “Company”), have been prepared solely for information purposes and do not constitute any offer, recommendation or invitation to purchase or subscribe for any securities, and shall not form the basis or be relied on in connection with any contract or binding commitment whatsoever. No offering of securities of the Company will be made except by means of a statutory offering document containing detailed information about the Company.

This Presentation has been prepared by the Company based on information and data which the Company considers reliable, but the Company makes no representation or warranty, express or implied, whatsoever, and no reliance shall be placed on, the truth, accuracy, completeness, fairness and reasonableness of the contents of this Presentation. This Presentation may not be all inclusive and may not contain all of the information that you may consider material. Any liability in respect of the contents of, or any omission from, this Presentation is expressly excluded.

Certain matters discussed in this Presentation may contain statements regarding the Company’s market opportunity and business prospects that are individually and collectively forward-looking statements. Such forward-looking statements are not guarantees of future performance and are subject to known and unknown risks, uncertainties and assumptions that are difficult to predict. These risks and uncertainties include, but are not limited to, the performance of the Indian economy and of the economies of various international markets, the performance of the industry in India and world-wide, competition, the company’s ability to successfully implement its strategy, the Company’s future levels of growth and expansion, technological implementation, changes and advancements, changes in revenue, income or cash flows, the Company’s market preferences and its exposure to market risks, as well as other risks. The Company’s actual results, levels of activity, performance or achievements could differ materially and adversely from results expressed in or implied by this Presentation. The Company assumes no obligation to update any forward-looking information contained in this Presentation. Any forward-looking statements and projections made by third parties included in this Presentation are not adopted by the Company and the Company is not responsible for such third party statements and projections.

Key Highlights & Result Update

Standalone Financial Highlights



Key Highlights

- ❖ Growth in Profit after Tax
 - ✓ Due to tax refund of previous years on account of 80IA benefit and interest on tax refund classified as other Income
 - ✓ Our share of profit in one of the JV entity towards claim which included in other operating income
- ❖ Robust Orderbook
 - ✓ Received Rs. 25,791 million in last 10 months
- ❖ Full CoD for Walayar – Vadakkancherry Project
 - ✓ Final Completion Certificate for 100% of Project length received on 31st October 2015
 - ✓ Current average per day toll collection at Rs. 11 lacs per day
 - ✓ Received an Award from NHAI for Best Completed Project before time

Standalone Financial Results



KNR CONSTRUCTIONS LIMITED

Rs. Million	Q3 FY16	Q3 FY15	YoY	9m FY16	9m FY15	YoY
Total Revenue	2,185.6	2,135.6	2%	6,067.1	6,204.6	-2%
Operating Expenses	1,410.1	1,518.6		4,033.5	4,374.0	
Employees Expenses	105.7	96.3		319.5	270.5	
Other Expenditure	204.1	220.5		611.3	645.7	
EBITDA	465.6	300.2	55%	1,102.7	914.4	21%
EBITDA margin	21.3%	14.1%		18.2%	14.7%	
Other Income	16.3	20.1		151.2	70.6	
Depreciation	108.3	128.9		321.6	414.8	
Interest	26.0	28.6		85.9	90.7	
PBT	347.6	162.8	113%	846.5	479.5	77%
Tax						
Current Tax	22.9	24.3		102.2	65.6	
Prior Period Tax	0.0	-0.7		-255.4	11.2	
Deferred Tax	-3.3	-9.6		-32.0	-83.6	
Profit After Tax	328.0	148.8	120%	1,031.7	486.3	112%
PAT margin	15.0%	7.0%		17.0%	7.8%	

Business Overview

Business Overview

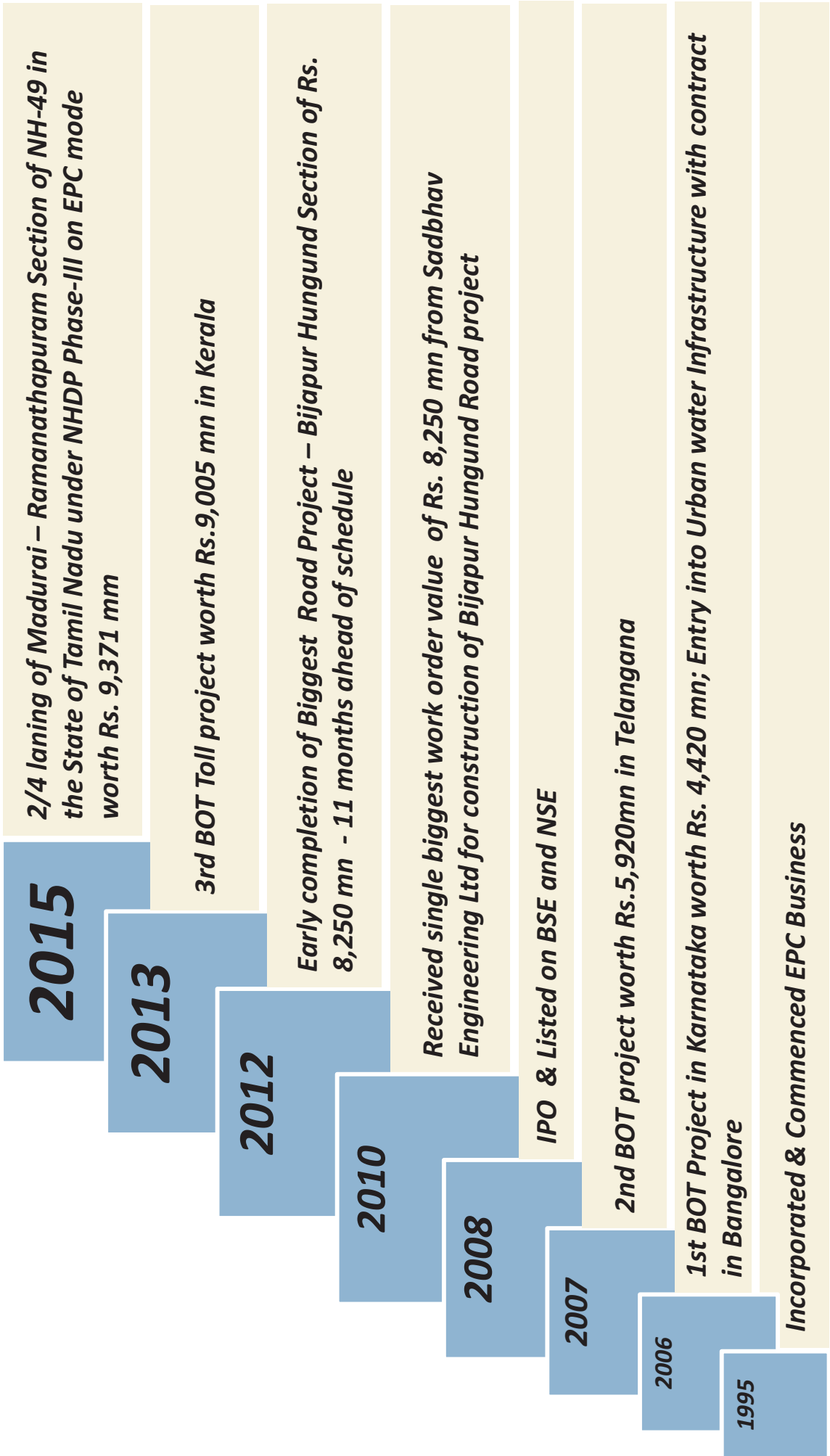


- ❖ **One of the leading companies providing Engineering, Procurement and Construction (EPC) services**
 - ✓ Major Projects in Roads & Highways – one of the fast growing sector
 - ✓ Established presence in Irrigation and Urban Water Infrastructure Management
- ❖ **20 years of experience of project execution**
 - ✓ Successfully executed ~5,888 lane km Road Projects
 - ✓ Projects executed across 12 states in India
- ❖ **Portfolio of 4 BOT Projects**
 - ✓ 778 lane Kms Projects in the state of Telangana, Karnataka, Kerala & Bihar
 - ✓ 2 Annuity based Projects & 1 Toll based project completed
 - ✓ 1 Toll based Project under construction
- ❖ **Strong EPC Order-book**
 - ✓ Rs. 34,701 mn as on 31st December, 2015 comprising of Rs. 34,115 mn in Roads sector and Rs. 585 mn in Irrigation

- ✓ To develop KNRC as a Centre of excellence in the field of Infrastructure.
- ✓ To add more business verticals to the organization in the fields of construction of Elevated Metro Rail and Railway Projects

Vision

Transformation



Management...

Mr. K.Narasimha Reddy – Founder Promoter & Managing Director



- ❖ Over 46 years of experience in the Highway sector
- ❖ Started career in 1968 and engaged in the business of undertaking civil and mechanical contracts
- ❖ Extensive knowledge and experience in multi project planning Scheduling, cost controls in addition to overall construction and multi project management & driving force in taking the company towards greater heights

Mr. K. Jalandhar Reddy – Promoter & Executive Director



- ❖ Over 18 years of experience in the Highway and infrastructure sector
- ❖ Started his career with the organisation as a project Manager and was elevated to Executive Director on April 1, 1997
- ❖ Heads the tendering and bidding activities and is in charge of most of the projects in Southern India

Supported by Professional Team

Mr. T.L. Verma (Vice President - Projects)

- ❖ A Bachelor of Engineering (BE) from MITS Gwalior (MP) with Over 35 years of total experience with ~20 years of experience in Highway sector
- ❖ Working with the company since 2006 on various projects i.e. Bridges and Highways, including construction of Concrete Roads

Mr. S Vaikuntanathan (VP - Finance)

- ❖ A Fellow Member of the Institute of Chartered Accountants of India with 39 years of experience in the areas of finance, accountancy and taxation
- ❖ Has the overall responsibility for the finalization of corporate accounts, taxation, finance and related jobs

Mr. D. Tirupathi Reddy (GM – Projects)

- ❖ Over 24 years of rich experience in various fields of Civil Engineering
- ❖ Working with the company since 14 years as contract specialist and tendering & procurement expert

Mr. M.V. Venkata Rao (Company Secretary)

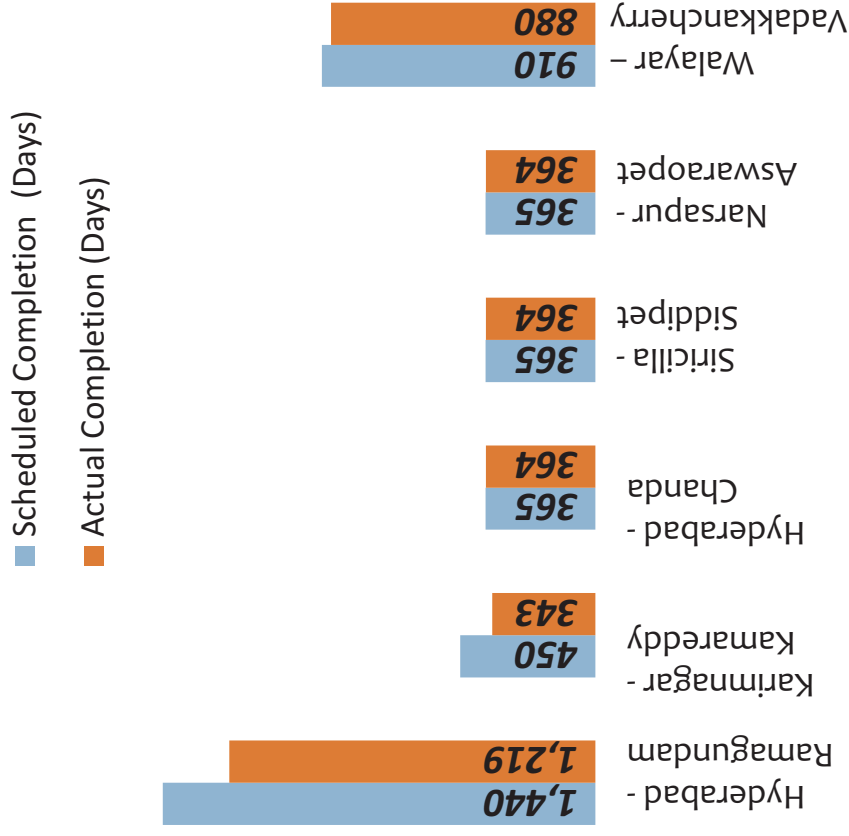
- ❖ A Fellow Member of the Institute of Company Secretaries of India
- ❖ Working with the company since 2007 and has the overall responsibility towards compliance of Rules & Regulations laid down by various authorities

Key Business Strengths

1. Project execution

**Significant experience and Strong track record
in timely execution of Projects**

- ❖ **Top management’s active involvement at all stages of Project execution**
- ✓ **Selection of Major Raw Material**
- ✓ **Selection of construction Camp location**
- ❖ **Faster Decision making to ensure project completion on schedule**
- ❖ **Received Bonus for completion of construction ahead of schedule**

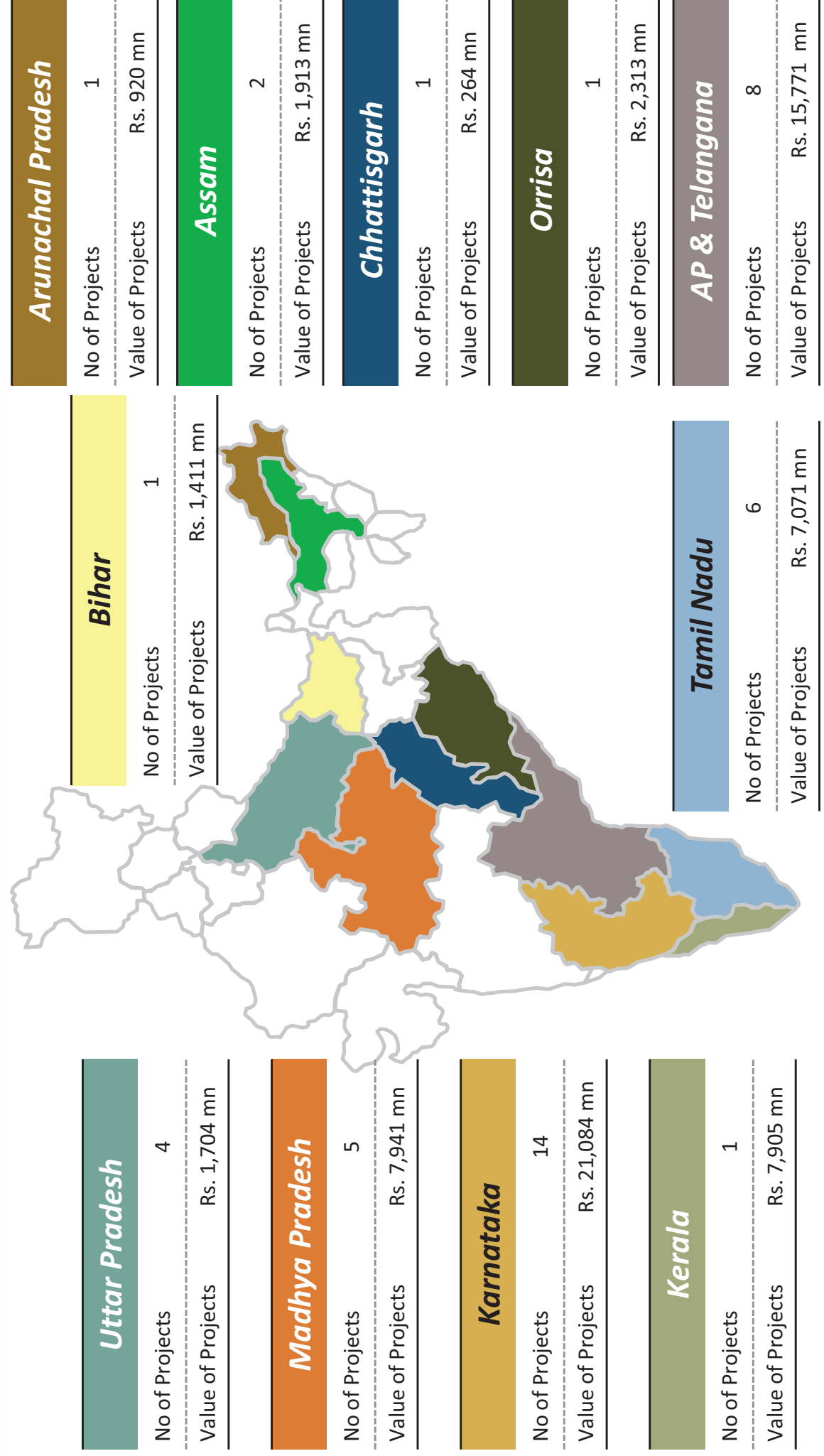


Pan India Project Execution*

Capability



KNR CONSTRUCTIONS LIMITED



Map not to scale
Does not depict political boundaries

Project Execution Highlights



❖ Cement Concrete Road

- ✓ Completed Widening to 4/6 lanes and Strengthening of Existing two lane carriageway of NH – 5 in the State of Orissa for a length of 56.0 Kms with total contract value of Rs 2,310 mn
- ✓ Existing road was widened & strengthened with flexible pavement but, new 2- lane road was constructed with concrete (PQC)
- ✓ Concrete road was paved for a width of 8.75m with G&Z slip form paver having automatic device for placement of tie bars and dowel bars at fixed interval
- ✓ Concreted Batching Plant was installed with a capacity compatible with the paving capacity of G&Z paver for better quality control of PQC Road

❖ Hard Rock Excavation

- ✓ 2.6 Millions Cubic Meters deep hard rock excavation was done in the work of four laning of Islam Nagar (KM 230.00) to Kadtal (KM 278.00) of Nagpur –Hyderabad Section on NH-7 in the State of Telangana

2. In-house Construction Equipment

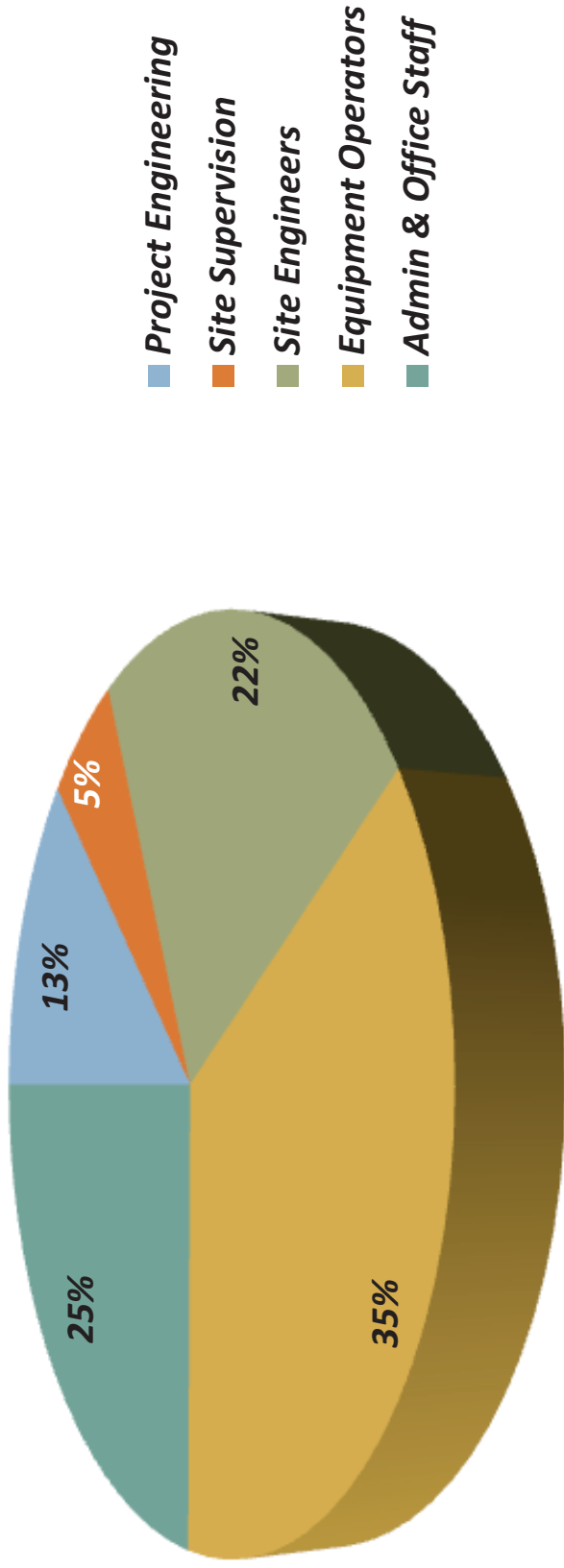
World Class Construction Equipments Use of Right tools for right work

Sl. No.	Name Of The Machinery	Qty
1	Tipper	562
2	Excavators	141
3	Compactors	65
4	Concrete Mixers And Pumps	45
5	Loaders	41
6	Pavers	33
7	Crushers	15
8	Graders	31
9	Tractors	26
10	Cranes	33
11	Tankers	7
12	Transit Mixers	37
13	Rollers	18
14	Batching & Mixing	24
15	Breakers	13
16	Hot Mix Plant	11
17	Drillers	12
18	Dozers	9
19	Wet Mix Plant	9
20	Drum Mix Plant	7
21	Loaders Cum Excavators	6
22	Generators & Others	172
Gross Block of Plant & Machinery *		Rs.4,734 mn









3. In-house Execution Team

In-house team of 700 Qualified and experienced employees led by proven management team



4. Reputed Clientele

	<p>National Highways Authority of India (NHAI)</p>		<p>Andhra Pradesh Road Development Corporation (APRDC)</p>
	<p>Ministry of Road Transport & Highways (MoRTH)</p>		<p>Hyderabad Growth Corridor Limited (HGCL)</p>
	<p>Karnataka State Highway Improvement Project (KSHIP)</p>		<p>Karnataka Road Development Corporation (KRDCL)</p>
	<p>Madhya Pradesh Road Development Corporation Limited (MPRDCL)</p>		<p>Bruhat Bangalore Mahanagara Palike (BBMP)</p>
	<p>Uttar Pradesh State Highways Authority (UPSHA)</p>		<p>NMDC Limited</p>

4. Reputed Clientele (cont.)

	<i>A.P. Irrigation (Government of Andhra Pradesh)</i>		<i>GMR Projects Private Limited</i>
	<i>Engineers India Limited (Government of India Undertaking)</i>		<i>Sadbhav Engineering Limited</i>
	<i>Public Works Department (Government of Arunachal Pradesh)</i>		<i>Oriental Structural Engineers Pvt. Ltd.</i>

BOT Portfolio

BOT Portfolio – Completed Projects

	Particulars	Patel KNR Infrastructures limited (PKIL)	Patel KNR Heavy Infrastructures Limited (PKHIL)
Project Details	Stake	40 %	40 %
	Project Type	Road-Annuity	Road-Annuity
	State	Karnataka	Telangana
	JV Partner	PEL	PEIL
	Client	NHAI	NHAI
	Length(KM)	60.00	53.00
Terms	Concession Start Date	26 th March 2007	2 nd March 2008
	Concession Period	20 Years	20 Years
	COD	21 st December 2009	11 th June 2010
Financials	Project Cost	Rs. 4,420.0 mn	Rs. 5,920.0 mn
	Equity (31.12.2015)	Rs.370.0 mn	Rs.496.7 mn
	Debt (31.12.2015)	Rs.3,154.3 mn	Rs.4,772.5 mn
	Securitized	Yes*	Yes**
	Semi-Annuity - 36 Instalments	Rs. 329.4 mn	Rs. 443.7 mn

* PKIL securitized its project loan through issuance of non-convertible debentures to LIC of India & raised Rs. 4090 mn in April 2010. The said proceeds were used to retire the existing high cost project loan and unsecured loans of promoters and to meet the issue expenses.

**PKHIL securitized its project loan through issuance of non-convertible debentures to L&T Infrastructures Finance Company Limited and raised Rs 4000 mn in Sept. 2013. The said proceeds were used to retire the existing high cost project loans (Other than the ECB of USD 25 Millions availed from the Standard Chartered Bank, London) and unsecured loans of promoters and to meet the issue expenses.

BOT Portfolio – Completed Projects

	Particulars	KNR Walaray Tollways Private Limited
Project Detail	Stake	100%
	Project Type	Road-Toll
	State	Kerala
	JV Partner	-
	Client	NHAI
	No of Lanes	Two to Four
	Length(KM)	54.00
Terms	Concession Start Date	18 th May 2013
	Concession Period	20 Years
	Scheduled COD	15 th November 2015
	Achieved COD	31 st October 2015
	Revenue Sharing	Grant
Financials	Project Cost	Rs. 9,005.1 mn
	Equity (31.12.2015)	Rs.5,120.1 mn*
	Debt (31.12.2015)	Rs.3,800.0 mn
	Status	Final Completion Certificate for 100% of Project length received on 31 st October 2015
	Toll Revenue Expected	Rs. 293.0 mn in 1st year and Rs. 511.0 mn in 2nd Year

* incl. grant of Rs. 2,645.99 mn and additional quasi equity of Rs. 1,115.0 mn towards repayment of debt

BOT Portfolio – Under Construction



	Particulars	KNR Muzaffarpur Barauni Tollway Private Limited
Project Detail	Stake	51%
	Project Type	Road-Toll
	State	Bihar
	JV Partner	JKM Infra Project Ltd
	Client	NHAI
	No of Lanes	Two
	Length(KM)	108
Terms	Concession Start Date	8th July 2012
	Concession Period	21 Years
	Revised Scheduled COD	31st March 2016
	Revenue Sharing	Premium
	Project Cost / Revised Project Cost	Rs. 3,596.8 mn / Rs. 4,588.6 mn
Financials	Equity (31.12.2015)	Rs. 1,212.2 mn
	Debt (31.12.2015)	Rs.2,494.5 mn
	Status (31.12.2015)	~77.4% of Work Completed*
	Toll Revenue Expected	Rs. 1.2 mn per day

* Based on revised project cost

Walayar –Vadakkancherry Project



- ❖ KNR Walayar Tollways Private Limited is a wholly owned subsidiary of KNR Constructions Limited, incorporated as an SPV for execution of Walayar Road Project
- ❖ Final Completion Certificate for 100% of Project length has been issued for the project on 31st October 2015
- ❖ Caters to commercial traffic towards Kochi Port and Kochi International Container Transshipment Terminal
- ❖ The project road serves as an arterial link to most of the important southern cities such as Salem, Erode, Coimbatore, Trissur, Palakkad, Kochi, Alappuzha, Kollam, Thiruvananthapuram and Nagercoil
- ❖ Major industries like Wise Park, HP Gas Plant, ITI, BPL, UB, Instrumentation Limited, Percot Meridan, BEML etc. are located in this section

The work is completed approx. one month ahead of scheduled date of completion

Muzaffarpur - Barauni Project



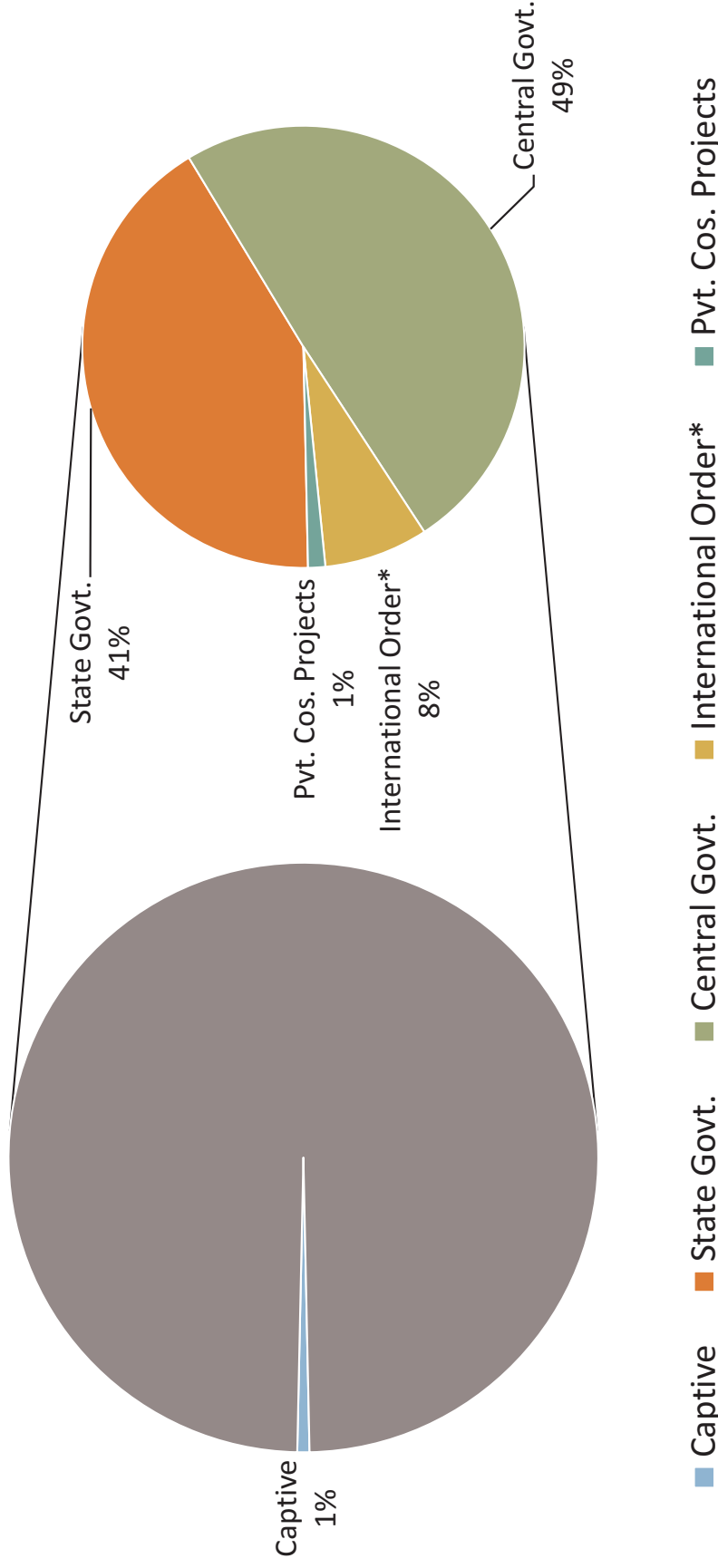
- ❖ KNR Muzaffarpur Barauni Tollway Private Limited is a Step down subsidiary of KNR Constructions Limited, incorporated as an SPV for execution of Muzaffarpur -Barauni Road project on BOT (Toll) basis
- ❖ Overall Progress as on 31st December 2015
 - ✓ Physical Progress: 77.40%* against 100% planned
 - ✓ Financial progress: 79.86%* against 100% planned
- ❖ Project starts at Muzaffarpur and ends at Barauni. The project corridor is located in the state of Bihar and passes through three districts namely Muzaffarpur, Samastipur and Begusarai
- ❖ Muzaffarpur is an important place for wholesale cloth trade and the largest city of northern Bihar while Barauni city is situated on holy river Ganga and also an important industrial city of Bihar having major industrial units such as IOC refinery, Barauni Thermal Power Plant, Hindustan Fertilizers Corporation and Barauni Dairy

* Based on revised project cost

Order Book & Business Strategy

Order-book Break-up

Order book of Rs. 34,701 million as on 31st December 2015



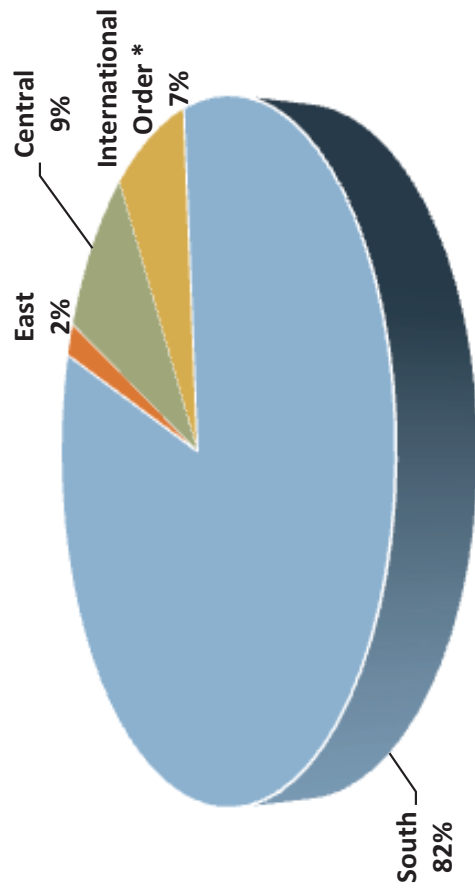

* - Government of People's Republic Of Bangladesh

Order-book Highlights



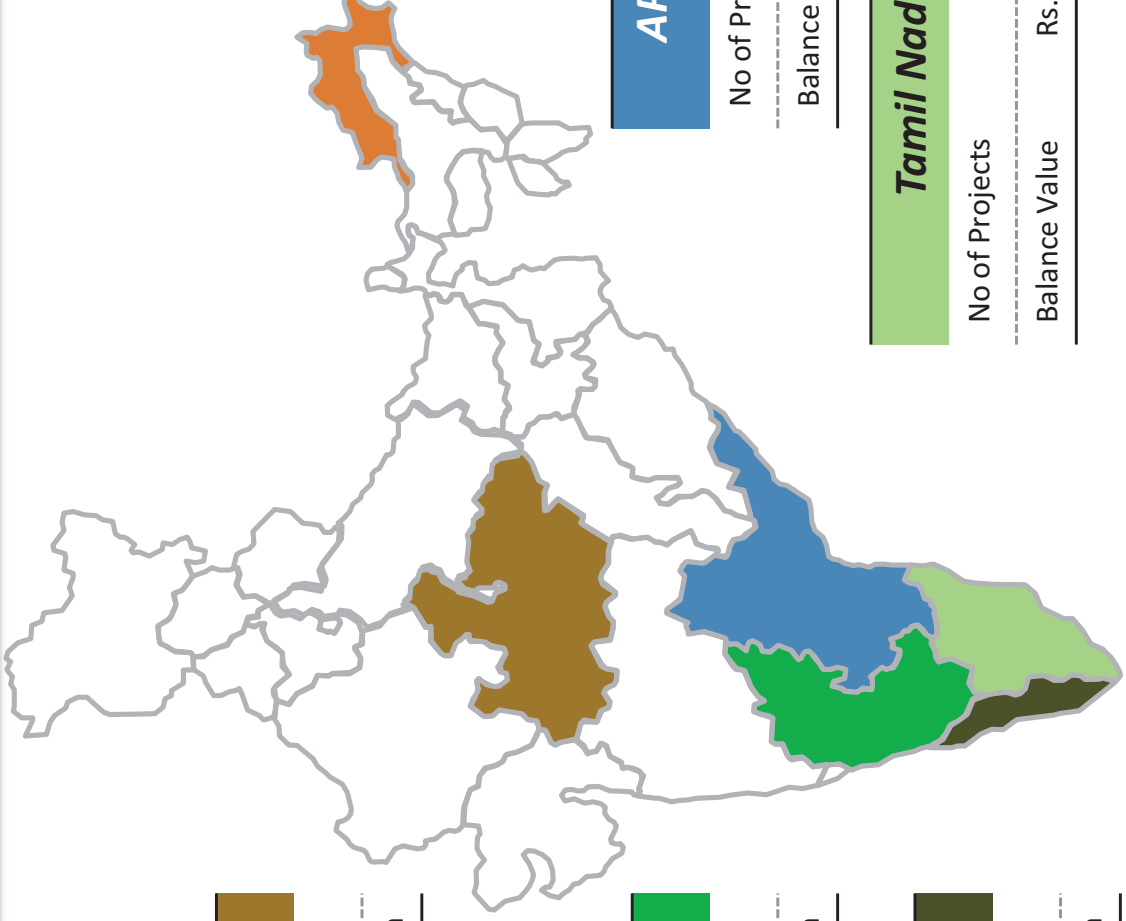
KNR CONSTRUCTIONS LIMITED

Key Projects	Rs. mln
Madurai -Ramanathapuram Section of NH-49	8,956
Thiruvananthapuram Bypass	6,691
Upgrading Arcot Villupuram Road	3,200
Chittagong City outer Ring Road, Bangladesh	2,628
Widening and reconstruction of Mohanpur Behat Mau & Behat Mau, Maurar Chitore & Gatha Amayan, Mohana Pohri Roads, Package -L under Madya Pradesh District	2,531
Top 5 Road Projects	24,005
<i>Other Road Projects</i>	10,110
Irrigation Projects	586
Total	34,701
Order Completion	42%



* - Government of People's Republic Of Bangladesh

Order-book: State-wise



Madhya Pradesh

No of Projects	3
Balance Value	Rs. 3,148 mn

Arunachal Pradesh

No of Projects	1
Balance Value	Rs. 600 mn

Karnataka

No of Projects	8
Balance Value	Rs. 1,822 mn

AP & Telangana

No of Projects	8
Balance Value	Rs. 2,190 mn

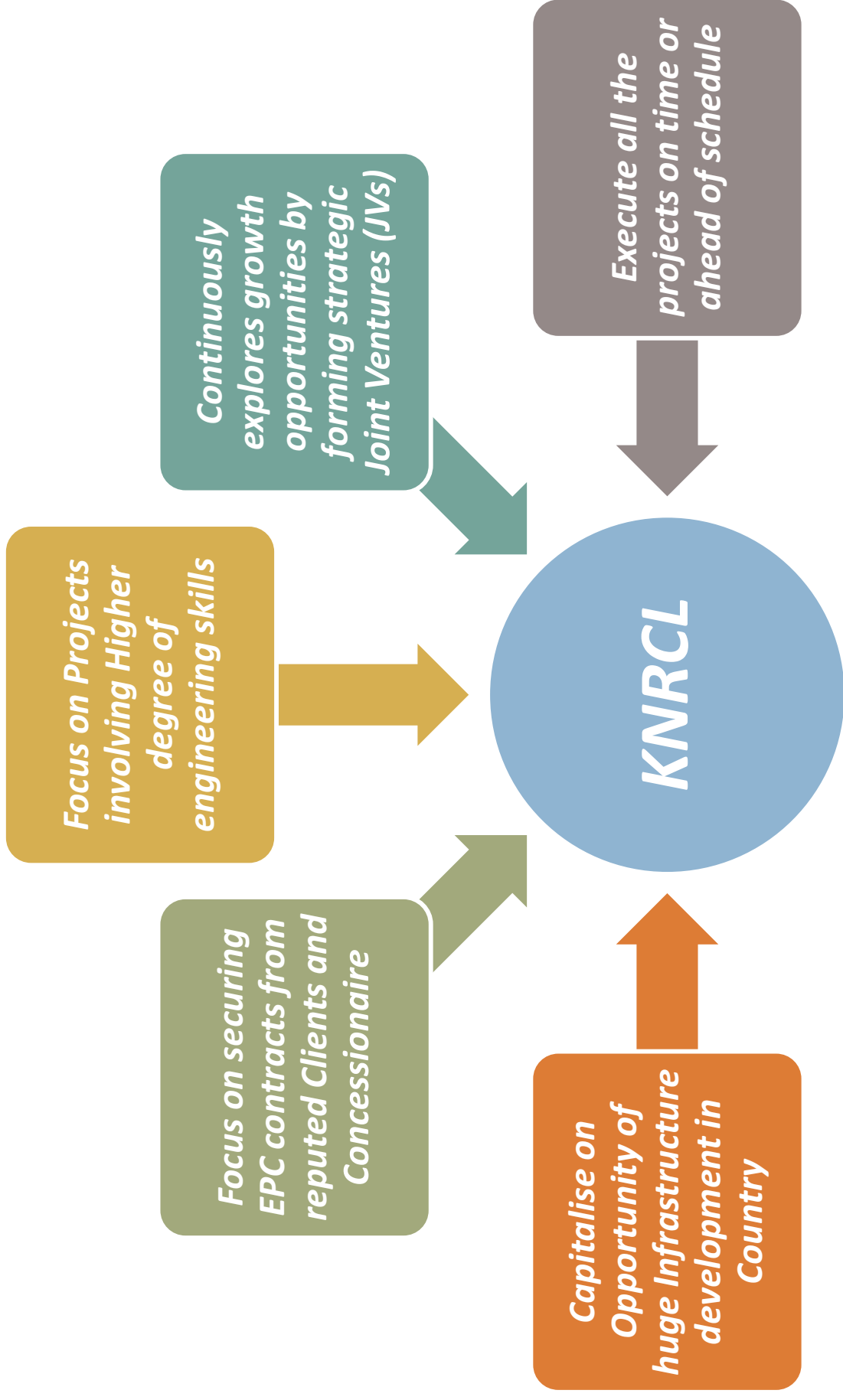
Kerala

No of Projects	2
Balance Value	Rs. 6,922 mn

Tamil Nadu

No of Projects	7
Balance Value	Rs. 17,391 mn

Business Strategy



Financial Highlights

Standalone Financial Results



KNR CONSTRUCTIONS LIMITED

Rs. Million	FY15	FY14	YoY
Total Revenue	8,761.3	8,347.9	5%
Operating Expenses	5,965.5	5,727.1	
Employees Expenses	380.8	349.5	
Other Expenditure	1,153.6	1,013.5	
EBITDA	1,261.4	1,258.0	0%
EBITDA margin	14.4%	15.1%	
Other Income	124.6	155.2	
Depreciation	540.6	572.3	
Interest	122.4	171.9	
PBT	723.0	668.8	8%
Tax *	(7.1)	59.0	
Current Tax	114.1	141.0	
Deferred Tax	(121.2)	(81.9)	
Profit After Tax	730.1	609.8	20%
PAT margin	8.3%	7.3%	

* Reduction in income tax liability is mainly on account of claiming of deduction of profits under Section 80 IA for the eligible projects executed.

Standalone Balance sheet



KNR CONSTRUCTIONS LIMITED

Rs. in Million	Sep-15	Mar-15	Rs. in Million	Sep-15	Mar-15
Shareholder's Fund	6,396	5,692	Non-Current Assets	5,502	5,254
Share capital	281	281	Fixed Assets	2,343	2,269
Reserves & Surplus	6,115	5,411	Non-current Investments	228	228
Minority Interest	0	0	Deferred Tax Assets (Net)	268	239
Non-Current Liabilities	1,013	690	Long Term Loans & Advances	1991	1,786
Long term borrowings	52	2	Other Non-Current Assets	672	732
Other Long Term Liabilities	940	671	Current Assets	4,639	4,781
Long Term Provisions	21	17	Current Investments	87	87
Current Liabilities	2,731	3,652	Inventories	292	359
Short Term Borrowings	529	880	Trade Receivables	783	1,765
Trade Payables	683	705	Cash & Cash Equivalents	221	157
Other Current Liabilities	1,118	1,775	Short Term Loans & Advances	2,038	1,506
Short Term Provisions	401	292	Other Current Assets	1,218	906
Total Equity & Liabilities	10,140	10,035	Total Assets	10,140	10,035

Amongst very few companies in the infrastructure sector, the company's Long Term bank loan facilities are rated as A- and Short Term bank loan facilities are rated as A2+ by CRISIL , reflecting strong execution capabilities and robust financial risk profile

Consolidated Financial Results



KNR CONSTRUCTIONS LIMITED

Rs. Million	FY15	FY14	YoY
Total Revenue	9,311.9	8,950.3	4%
Operating Expenses	6,470.8	6,271.8	
Employees Expenses	382.3	352.1	
Other Expenditure	1,191.0	1,012.7	
EBITDA	1,267.8	1,313.7	-3%
EBITDA margin	13.6%	14.7%	
Other Income	128.9	171.8	
Depreciation	551.7	585.8	
Interest	130.2	178.9	
PBT	714.7	720.8	-1%
Tax *	(2.8)	65.4	
Current Tax	118.4	147.3	
Deferred Tax	(121.2)	(81.9)	
Profit After Tax	717.5	655.4	9%
PAT margin	7.7%	7.3%	

* Reduction in income tax liability is mainly on account of claiming of deduction of profits under Section 80 IA for the eligible projects executed.

Consolidated Balance sheet



KNR CONSTRUCTIONS LIMITED

Rs. in Million	Mar-15	Mar-14	Rs. in Million	Mar-15	Mar-14
Shareholder's Fund	7,885	6,110	Non-Current Assets	15,164	10,167
Share capital	281	281	Fixed Assets	13,432	8,575
Reserves & Surplus	7,604	5,829	Non-current Investments	236	256
Minority Interest	560	559	Deferred Tax Assets (Net)	247	126
Non-Current Liabilities	7,580	4,139	Long Term Loans & Advances	515	482
Long term borrowings	6,719	3,432	Other Non-Current Assets	735	727
Other Long Term Liabilities	843	695	Current Assets	4,952	4,378
Long Term Provisions	17	11	Current Investments	0	0
Current Liabilities	4,092	3,737	Inventories	557	530
Short Term Borrowings	880	501	Trade Receivables	1,101	755
Trade Payables	754	781	Cash & Cash Equivalents	435	573
Other Current Liabilities	2,058	1,892	Short Term Loans & Advances	1,727	1,757
Short Term Provisions	399	562	Other Current Assets	1,131	763
Total Equity & Liabilities	20,116	14,544	Total Assets	20,116	14,544

Standalone Financial Highlights



KNR CONSTRUCTIONS LIMITED

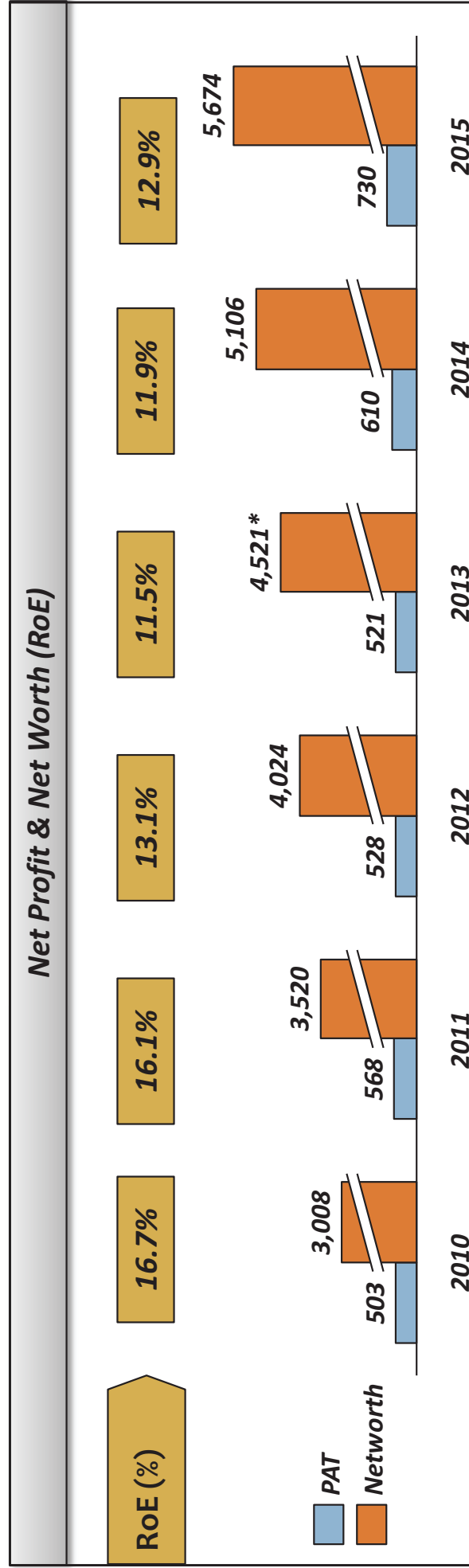
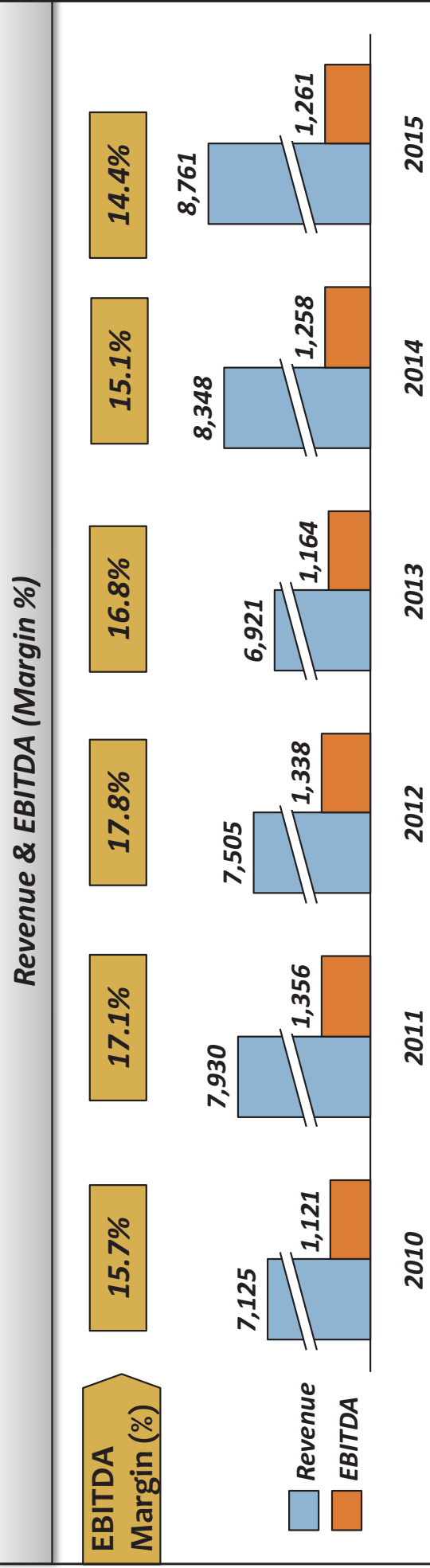
Financial Year	2010	2011	2012	2013	2014	2015
Turnover	Rs. 7,125	Rs. 7,930	Rs. 7,505	Rs. 6,921	Rs. 8,348	Rs. 8,761
	\$118.6	\$132.0	\$125.0	\$115.2	\$139.0	\$140.0
EBITDA	Rs. 1,121	Rs. 1,356	Rs. 1,338	Rs. 1,164	Rs. 1,258	Rs. 1,261
	\$18.7	\$22.6	\$22.3	\$19.4	\$20.9	\$20.1
Profit before Tax (PBT)	Rs. 826	Rs. 897	Rs. 784	Rs. 670	Rs. 669	Rs. 723
	\$13.8	\$14.9	\$13.1	\$11.2	\$11.1	\$11.6
Profit after Tax (PAT)	Rs. 503	Rs. 568	Rs. 528	Rs. 521	Rs. 610	Rs. 730
	\$8.4	\$9.5	\$8.8	\$8.7	\$10.2	\$11.7
EPS	Rs. 17.88	Rs. 20.21	Rs. 18.76	Rs. 18.54	Rs. 21.68	Rs. 25.96
	\$0.30	\$0.34	\$0.31	\$0.31	\$0.36	\$0.42
Net Worth	Rs. 3,008	Rs. 3,520	Rs. 4,024	Rs. 4,521	Rs. 5,106	Rs. 5,674
	\$50.1	\$58.6	\$67.0	\$75.3	\$85.0	\$90.7
Debt	Rs. 740	Rs. 735	Rs. 555	Rs. 710	Rs. 867	Rs. 963
	\$12.3	\$12.2	\$9.2	\$11.8	\$14.4	\$16.0
Debt to Equity	0.25	0.21	0.14	0.16	0.17	0.17

From FY10 to FY14 1 USD = Rs. 60.059

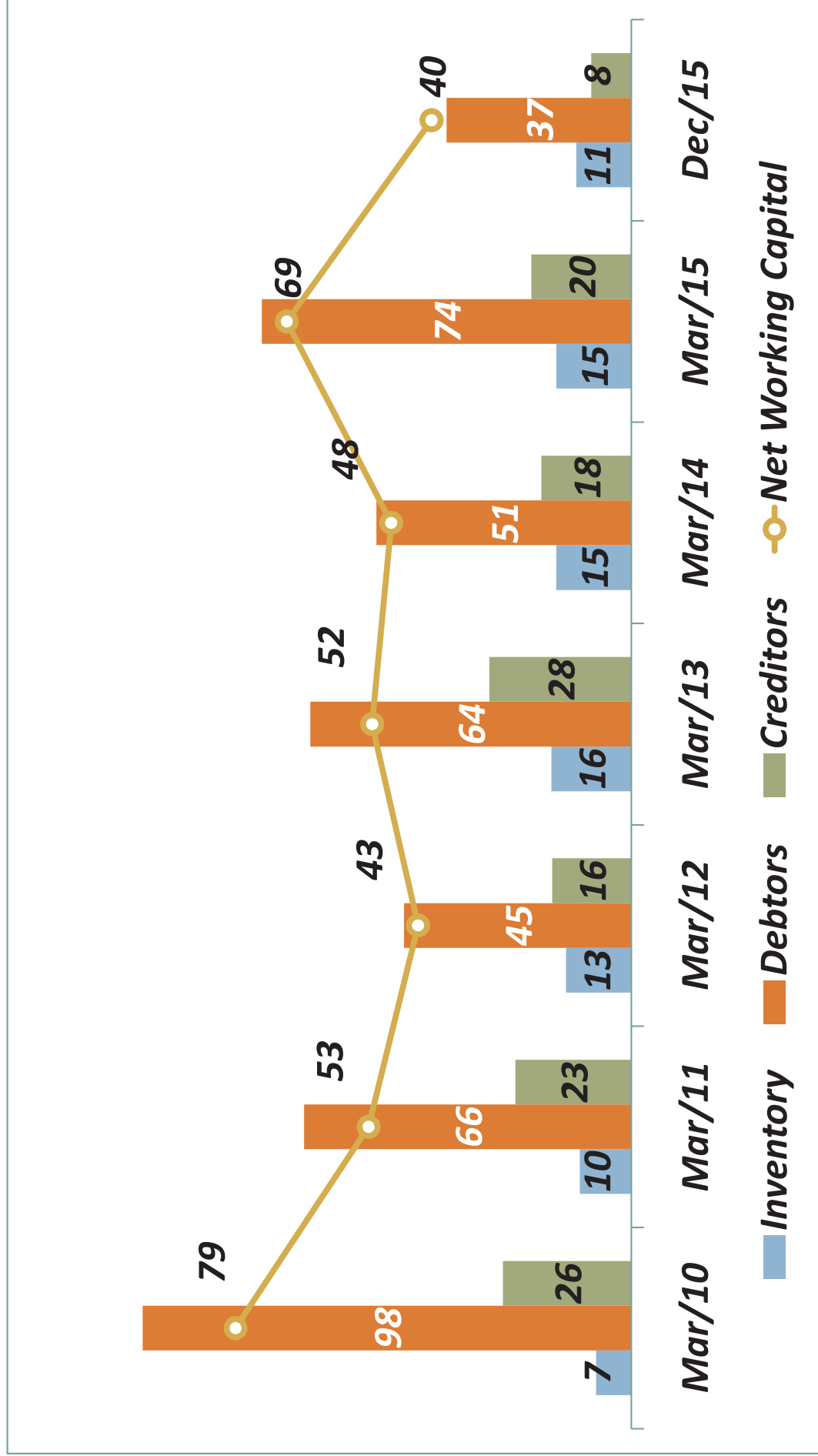
FY15 – 1USD = Rs. 62.578

All figures in Rupees million except EPS & Debt to Equity

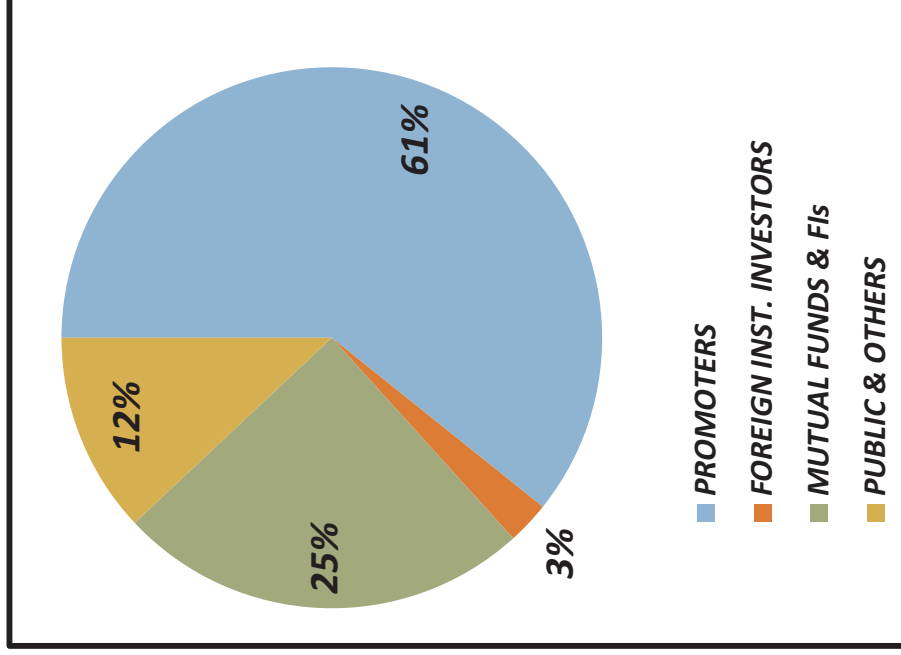
Standalone Financial Highlights



Standalone Net Working Capital Days



Shareholding Pattern as on 31st December 2015



Shareholders Holding more than 1% of the Equity (Other than Promoters)	% to Equity
<i>HDFC Mutual Fund</i>	8.35%
<i>Tata Mutual Fund</i>	3.76%
<i>ICICI Prudential Mutual Fund</i>	3.04%
<i>L&T Mutual Fund</i>	1.18%
<i>DSP Blackrock Mutual Fund</i>	1.02%
<i>Franklin Mutual Fund</i>	1.87%
<i>Kotak Mahindra (UK) Ltd</i>	1.14%
Total	20.36%

Other Businesses

**Irrigation & Water
Management Projects**

And

**Urban Water
Infrastructure
Management**

- ❖ **Strong growth opportunity in development of Agricultural Infrastructure**
- ❖ **Execution of Irrigation & Water Supply Projects with Joint Venture Partners**
- ❖ **Executed 3 Projects in Telangana & 1 Project in Bihar**
- ❖ **Executed an Urban Water Infrastructure project in the State of Karnataka**

Project Gallery

Completed Projects

BOT (Annuity) Road Project on NH-7 in the
State of Telangana



BOT (Annuity) Road Project on NH-7 in the
State of Telangana



Completed Projects

BOT (Annuity) Road Project on NH-7 in the
State of Karnataka



Four Lane Highway on NH-50, Bijapur to
Hungund Project in the State of Karnataka



Completed Projects

Road Project in the state of Karnataka -
Bijapur - Hungund



Road Project in the state of Karnataka -
Bijapur - Hungund



Completed Projects

Walayar –Vadakkancherry BOT (Toll Road)
Project, Kerala



Walayar –Vadakkancherry BOT (Toll Road)
Project, Kerala



Under-Construction Projects

Muzaffarpur -Barauni Road project on BOT
(Toll), Bihar




Muzaffarpur -Barauni Road project on BOT
(Toll), Bihar



Under-Construction Projects

Bridge across River Godavari in Telangana State



Under-Construction Projects

Bridge across River Godavari in Telangana
State



Bridge across River Godavari in Telangana
State



Under-Construction Projects

Flyover at Coimbatore in the State of Tamil Nadu



Irrigation Project in Telangana State





KNR CONSTRUCTIONS LIMITED

For further information, please contact:

Company :

KNR Constructions Ltd
CIN: L74210DL1995PLC238364

Mr. K. Venkata Ram Rao
(GM - Finance & Accounts)

venkatram@knrcl.com

www.knrcl.com

Investor Relations Advisors :

Strategic Growth Advisors Pvt. Ltd.
CIN: U74140MH2010PTC204285

Mr. Jigar Kavaiya / Mr. Kevin Shah
+91-9920602034 / +91-9769122099

kijigar@sgapl.net / skevin@sgapl.net

www.sgapl.net