



June 03, 2019.

To,
National Stock Exchange of India Limited
Exchange Plaza,
Bandra Kurla Complex,
Bandra (E),
Mumbai- 400051

BSE Limited
Listing Department
P.J. Towers, 1st Floor,
Dalal Street, Fort,
Mumbai - 400 001

Ref: Scrip Name: BHAGERIA

Scrip Code: 530803

Sub: Investor Presentation on the audited financial results of the Company for the quarter ended 31st March, 2019.

Dear Sir/Madam,

Please find enclosed a copy of investor Presentation on the audited financial results of the Company for the quarter ended 31st March, 2019 for your information and record.

This is for you information and record

Thanking you,

Yours faithfully,
For Bhageria Industries Limited


Suresh Bhageria
Chairperson



Encl: A/a

Certified Company: ISO 9001 : 2015 | ISO 14001 : 2015 | OHSAS 45001 : 2018



BHAGERIA INDUSTRIES LTD

INVESTOR PRESENTATION

Q4FY19 and FY19 PERFORMANCE



Safe Harbor

This presentation and the accompanying slides (the “Presentation”), which have been prepared by Bhageria Industries Limited (the “Company”), have been prepared solely for information purposes and do not constitute any offer, recommendation or invitation to purchase or subscribe for any securities, and shall not form the basis or be relied on in connection with any contract or binding commitment whatsoever. No offering of securities of the Company will be made except by means of a statutory offering document containing detailed information about the Company

This Presentation has been prepared by the Company based on information and data which the Company considers reliable, but the Company makes no representation or warranty, express or implied, whatsoever, and no reliance shall be placed on, the truth, accuracy, completeness, fairness and reasonableness of the contents of this Presentation. This Presentation may not be all inclusive and may not contain all of the information that you may consider material. Any liability in respect of the contents of, or any omission from, this Presentation is expressly excluded

Certain matters discussed in this Presentation may contain statements regarding the Company’s market opportunity and business prospects that are individually and collectively forward-looking statements. Such forward-looking statements are not guarantees of future performance and are subject to known and unknown risks, uncertainties and assumptions that are difficult to predict. These risks and uncertainties include, but are not limited to, the performance of the Indian economy and of the economies of various international markets, the performance of the industry in India and world-wide, competition, the company’s ability to successfully implement its strategy, the Company’s future levels of growth and expansion, technological implementation, changes and advancements, changes in revenue, income or cash flows, the Company’s market preferences and its exposure to market risks, as well as other risks. The Company’s actual results, levels of activity, performance or achievements could differ materially and adversely from results expressed in or implied by this Presentation. The Company assumes no obligation to update any forward-looking information contained in this Presentation. Any forward-looking statements and projections made by third parties included in this Presentation are not adopted by the Company and the Company is not responsible for such third party statements and projections



Agenda

- 01 Q4 and FY19 Result Highlights**
- 02 Chemical Business**
- 03 Solar Business**
- 04 Growth Strategy**
- 05 Corporate Overview**



Q4 & FY19 RESULT HIGHLIGHTS




Company Overview

**Rs 462
cr**

FY19 Revenue
25% 3 year CAGR

27%

FY19 EBITDA margin
Margin leadership in
the industry



**68% 3 year Profit
After Tax (PAT)
CAGR**

28%

**Return on
capital employed**

**Rs 137
cr**

**Cash Flow from
Operations (CFO)**

**Debt
free**

Only working
capital loan of
Rs 23 cr

**9,500
TPA**

**Dye intermediate
capacity**
Leading manufacturer



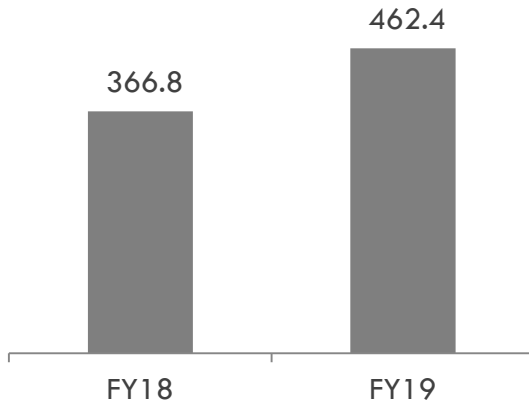
**2 manufacturing
plants**
Zero discharge



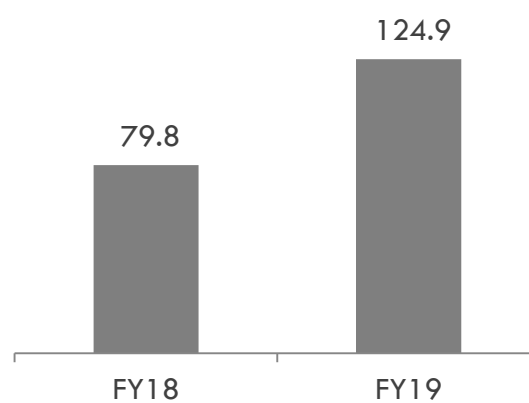
**10+ Ship-to-
countries**
36% exports

FY19 Result Highlights

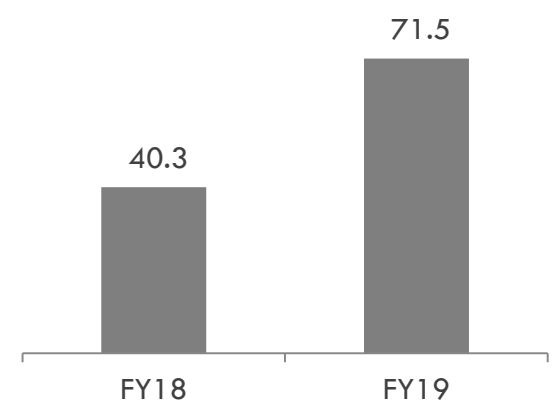
26% ↑
Revenue



57% ↑
EBITDA



77% ↑
Profit after Tax



Financials in Rs Cr



Q4FY19 and FY19 P&L

Rs Cr	Q4FY19	Q4FY18	% Change
Net Sales	109.2	104.3	4.7%
Cost of Materials Consumed	69.8	63.4	10.1%
Employee Benefit Expense	4.1	4.1	-0.9%
Other Expenses	14.3	17.8	-19.9%
Total Expenses	88.1	85.3	3.3%
EBITDA	21.0	19.0	10.6%
EBITDA margin	19.3%	18.2%	--
Other Income	1.5	3.0	-48.6%
Depreciation	5.9	4.0	48.5%
Interest	0.3	1.5	-80.4%
PBT	16.4	16.6	-1.1%
Tax Expenses	6.0	5.9	2.0%
PAT	10.3	10.6	-2.9%
PAT Margin	9.5%	10.2%	--

FY19	FY18	% Change
462.4	366.8	26.1%
271.4	218.1	24.4%
13.5	12.8	5.2%
52.7	56.1	-6.1%
337.5	287.1	17.6%
124.9	79.8	56.5%
27.0%	21.8%	--
5.3	11.5	-54.1%
22.2	22.9	-3.1%
3.8	6.0	-37.1%
104.2	62.4	67.0%
32.7	22.1	48.2%
71.5	40.3	77.3%
15.5%	11.0%	--



Balance Sheet

Rs Cr	Mar'19	Mar'18
Share Capital	10.9	7.9
Reserves	331.5	287.4
Shareholders' Funds	342.4	295.3
Long Term Borrowings	-	9.2
Deferred Tax Liabilities	50.2	51.6
Long Term Provisions	1.1	0.7
Total Non-Current Liabilities	51.3	61.5
Trade Payables	39.4	52.2
Other Current Liabilities	10.4	13.1
Short Term Provisions	0.1	0.1
Short Term Borrowings	23.5	72.8
Total Current Liabilities	73.4	138.2
Total Liabilities	467.1	494.9

Rs Cr	Mar'19	Mar'18
Fixed Assets incl. CWIP	301.9	303.6
Non-Current Investments	0.5	0.5
Long Term Loans & Advances	19.6	4.7
Total Non-Current Assets	321.9	308.8
Current Investments	9.5	0.8
Inventories	18.7	31.0
Trade Receivables	63.3	87.4
Cash and Bank	35.8	33.0
Other Current Assets	17.9	33.9
Total Current Assets	145.2	186.1
Total Assets	467.1	494.9



Segment Result Highlights

Rs Cr	FY19	Chemical	Solar
Net Sales	462.4	429.3	33.1
EBITDA	124.9	107.5	29.0
EBITDA margin	27.0%	25.0%	87.5%
Depreciation	22.2	4.7	16.9
EBIT	102.7	102.8	12.1
Capital Employed	365.9 *	197.3	180.9
RoCE	28.1%	52.1%	6.7%

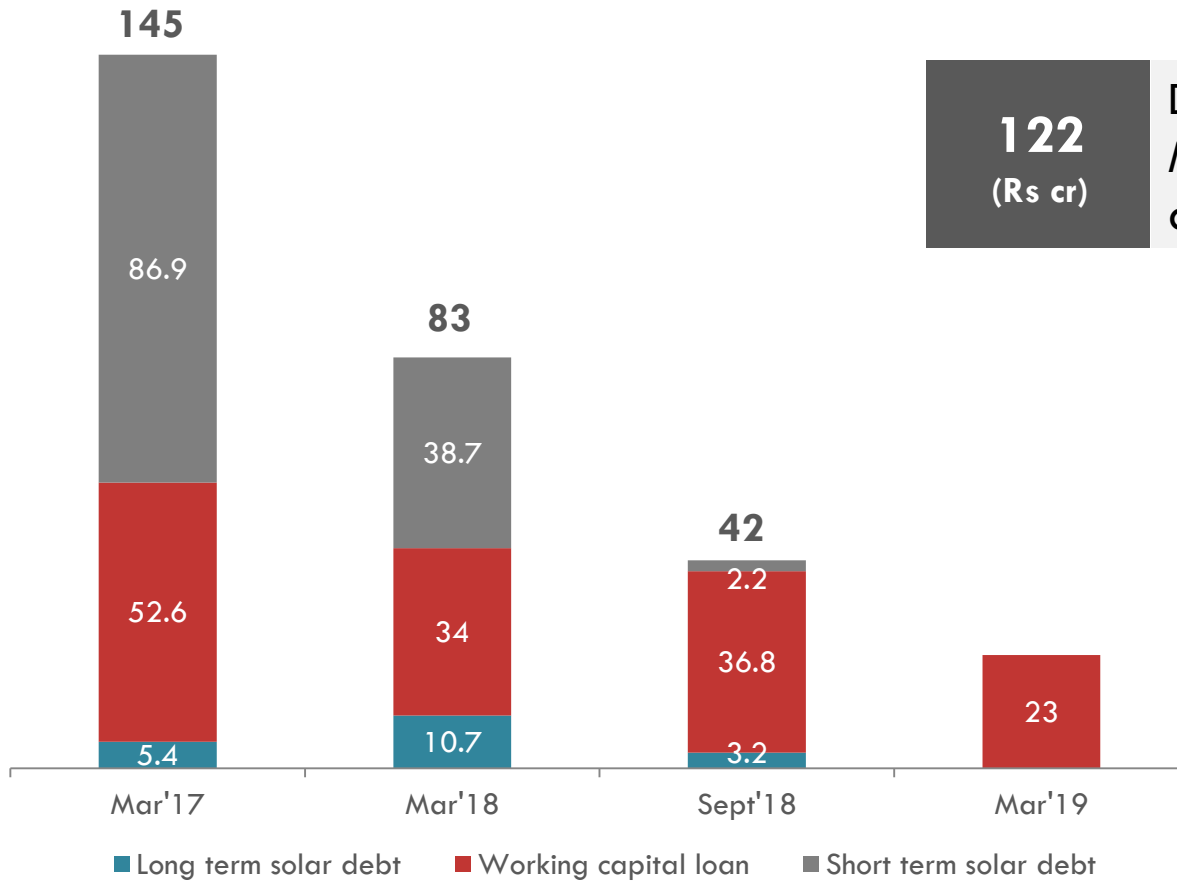
* Excludes unallocated capital employed of Rs. (35.8 cr)

High RoCE of core chemical business



Debt Free

Financials in Rs Cr



122
(Rs cr)

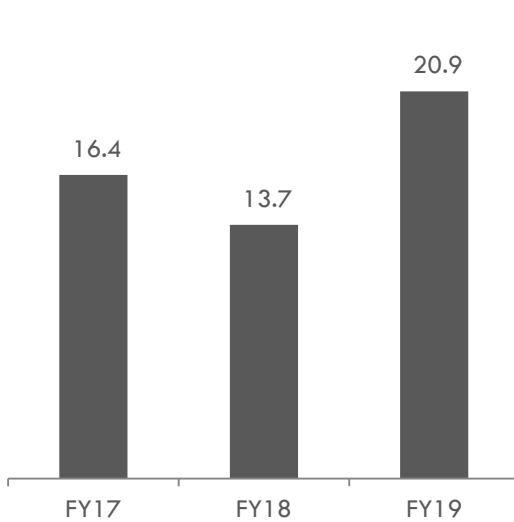
Debt repaid since
Mar'17 from internal
accruals



Rewarding Shareholders

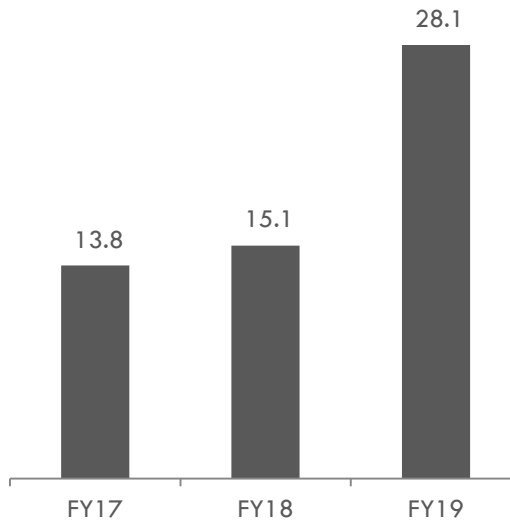
Return on Equity

%



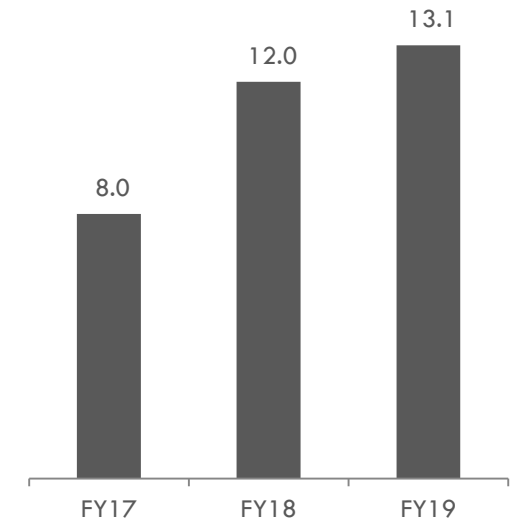
Return on Capital Employed

%



Dividend

Rs in Cr



Announced a bonus issue in the ratio of 1 : 1



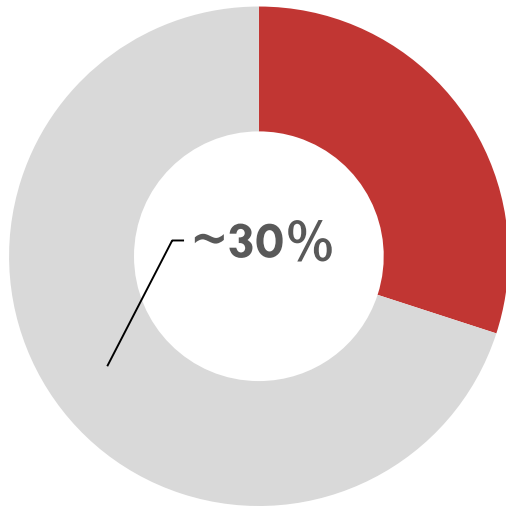
CHEMICAL SEGMENT



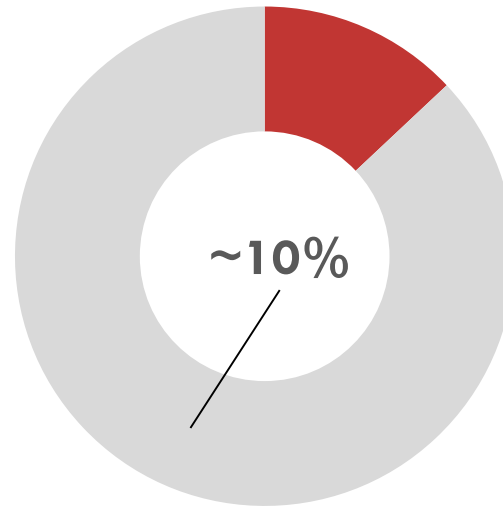
Leading Manufacturer of Dye Intermediates

Market share of total global capacity

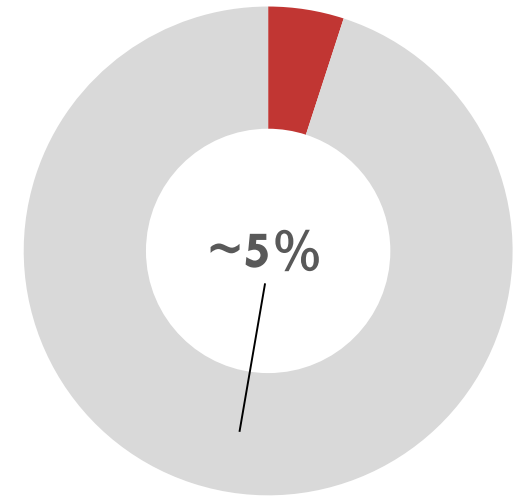
Gamma Acid



H-Acid



Vinyl Sulphone



**~9,500
TPA**

**Total Capacity of
Dye Intermediates**

3

**Amongst the leading 3
manufacturers of H-
Acid and Gamma Acid**



..With margin leadership in the industry

Cost optimization through various initiatives

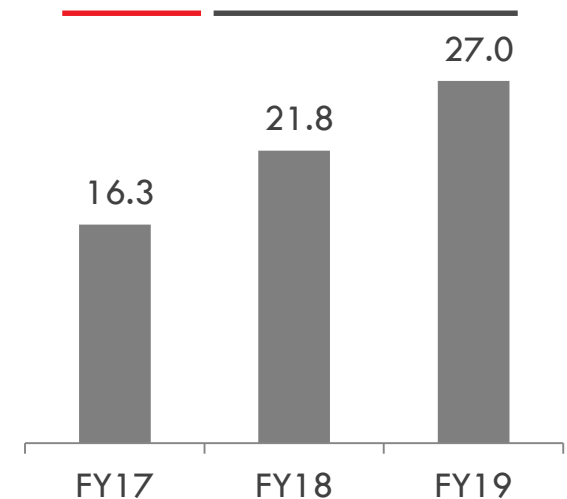
95%+ Capacity utilisation

Consistently strong EBITDA margins



- » Sourcing of raw materials - Bulk purchases which saves cost; proximity to sources of raw material
- » Strategically located close to major ports, saves on logistics cost
- » Optimum and efficient use of by-products and effluent generated in the manufacturing process
- » 1MW captive solar power, saves fuel cost

EBITDA Margin (%)



Zero Discharge Manufacturing Facilities

Vapi, Gujarat - Vinyl Sulphone

- » Located in chemical belt of Gujarat
- » Best pollution control facilities



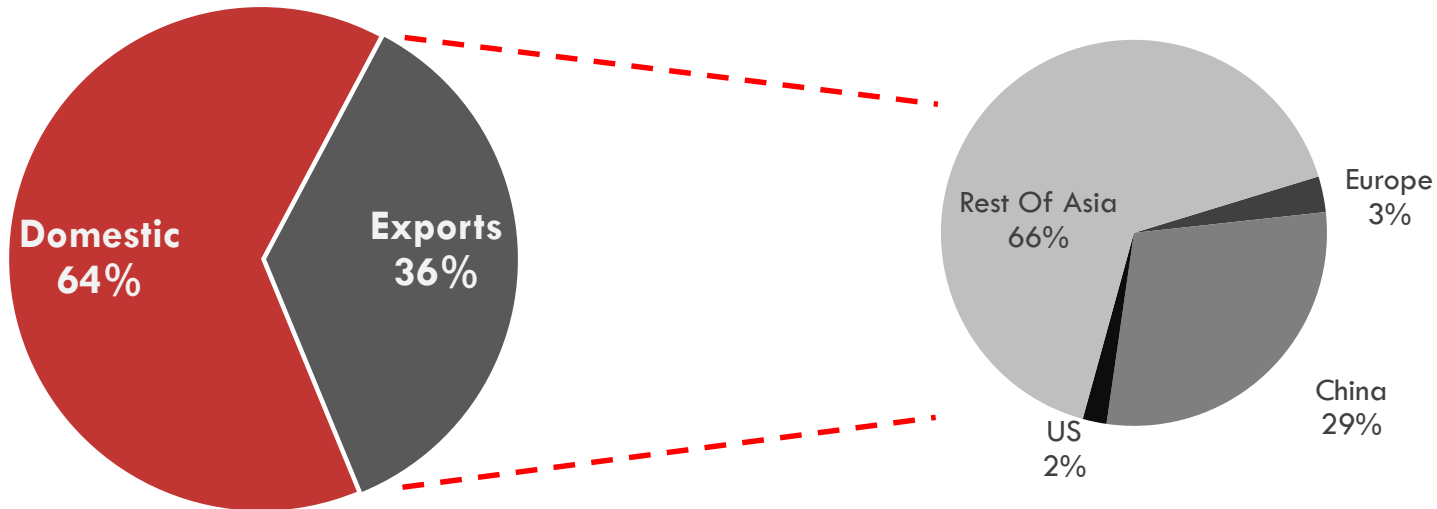
Boisar, Maharashtra - H-Acid/Gamma Acid

- » Spread over 25 acres; land available for expansion
- » Captive solar power plant



Exports Contribute 36% of Revenues (chemical biz)

For FY19



- » Increasing geographical diversification
- » Adding newer geographies & clients: Increased penetration to the China & other Asian markets

Long Term Client Partnerships

Domestic Clients



Global Clients



PT Sinar



SOLAR

SEGMENT



Solar Projects Overview

**30MW solar project in
Maharashtra
(commissioned in FY18 end)**

- » 25 year PPA with Solar Energy Corporation of India (SECI)
- » Capacity - 30MW
- » Tariff – Rs 4.41 /unit
- » Total project capex – Rs 180 cr
- » FY19 revenue – Rs 28.30 crore

**4MW rooftop solution
(commissioned in FY15)**

- » 25 year PPA with Asahi India Glass Ltd, TRIL Ltd, Lucas Ltd & Kajaria Ceramics Ltd
- » Capacity – 4 MW
- » Tariff – Avg Rs 6.50/unit
- » FY19 revenue – Rs 4.11 crore


30MW Solar Project Rationale and Economics

FY19	Unit	Value
AC Capacity	MW	30
DC capacity	MW	39
Energy generated	Kwh in crore	6.42
Energy charge	Rs/kwh	4.41
Revenue	Rs crore	28.30
Operating expenses	Rs crore	2.35
EBITDA	Rs crore	25.95
Depreciation	Rs crore	14.96
EBIT	Rs crore	10.99
Total Capex	Rs crore	180.00

- » Annuity income – Rs 26 crore EBITDA every year
- » PLF -19%
- » The investment was driven by lack of alternate investment opportunities in the core chemical business
- » Repaid debt - Rs 50 cr; no project debt now



GROWTH STRATEGY



Brownfield Capex of Rs.100 crs over 2 yrs

Phase
1

Backward Integration

- » 300 TPD of Sulphuric Acid & Derivatives to be manufactured at the Tarapur Plant
- » Capacity to be fully on stream by Oct'19
- » Capex of Rs 35 crs

Phase
2

Expansion of the basket of Dye Intermediates

- » 4,000 MTPA capacity of J-Acid & Tobias to be manufactured at the Tarapur plant
- » Capacity to be on stream by March'20
- » Capex of Rs 30 crs

Phase
3

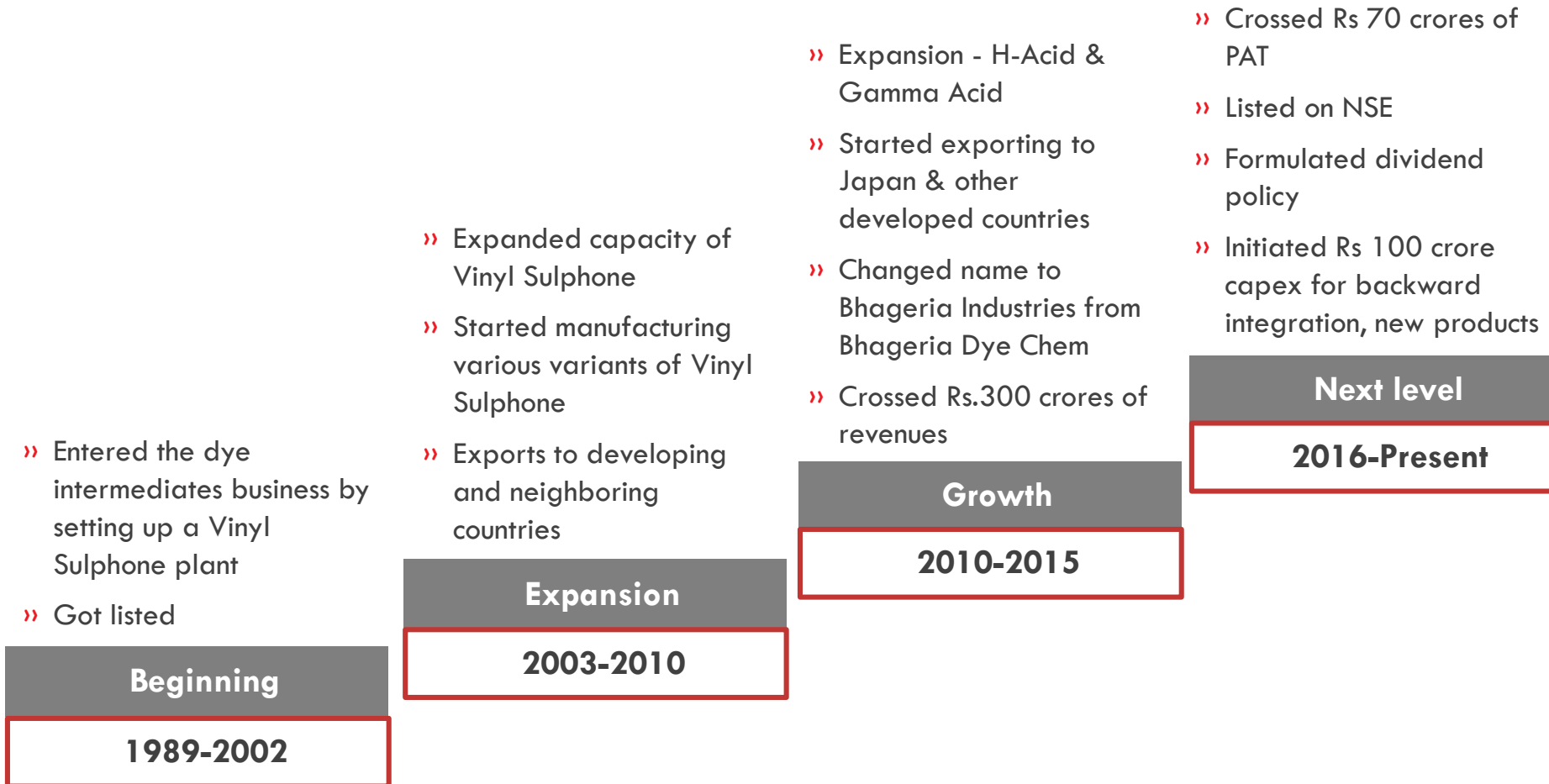
Manufacturing of Pigments Intermediates

- » 4,500 MTPA capacity
- » 3.4 acres of land purchased for the expansion at GIDC, Vapi
- » Capacity to be on stream by FY21
- » Capex of Rs 35 crs



CORPORATE OVERVIEW

History and Evolution



Promoters with significant industry experience



Suresh Bhageria
Chairman

- » Has experience of more than 30 years in the Dyes & Dyes Intermediates Industry of Drugs and Pharmaceuticals
- » Holds a degree in Bachelor of Commerce



Vinod Bhageria
Managing Director

- » Has experience of more than 30 years in the areas of Dyes & Dyes Intermediates Industry, Finance, Taxation, Audit & other allied matters
- » Holds a degree in Bachelor of Commerce



Vikas Bhageria
Jt. Managing Director

- » Experience of more than 10 years in the areas General Business Management & Project Execution
- » Bachelor of Commerce and Master of Computer Applications



Chandraprabha Bhageria
Executive Director

- » Has an experience of over 25 Years in general management & communication

Supported by Board of Directors

SP Tulsian

Independent Director



» A renowned market analyst with rich experience of over 36 years; a commerce and law graduate, holds professional qualifications of Chartered Accountancy & Company Secretary

Mukund Chitale

Independent Director



» A renowned CA with over 40 years of experience on advising companies on their business, financial & strategic matters. He was the President of the ICAI during 1997-98

Surendra Gupta

Independent Director



» Has expertise in taxation having experience of over 2 decades. He is a well known philanthropist & holds professional qualifications of Chartered Accountancy & Company Secretary

Sandeep Singh

Independent Director



» A renowned Media Professional. Specialised in Media Planning from the Mudra Institute of Communications Ahmedabad & in General Business Management from IIM, Bangalore

OP Bubna

Independent Director



» Has an experience of over 40 Years in taxation field. He is Qualified B.Com from Mumbai University and M.B.A from S.P. Jain Institute of Management and research

PS Dalvi

Independent Director



» Has specialization in Chemical industry and having experience of over 38 year in various fields. He is a Qualified B.Sc (Hons) Tech

Award and Accreditations



CHEMEXCIL

First Award

Small Scale Sector
Year 2015-16



CHEMEXCIL

Gold Award

Dyes & Dyes
Intermediaries Panel
Year 2007-08



CHEMEXCIL

Award for Outstanding
Performance in the
Export of Dyes & Dye
Intermediates Panel
Year 2006-07

CSR Activities

Health & Safety

Installed water purification plant at Kamptee & Mauda at Nagpur



Village Sanitation

Construction of toilets at Kachhi Gaam, Vapi



Eye Care

Donated cataract operation equipments to Param Shakti Peeth, a non-profit organization serving the underprivileged in Mathura



Rs 1.04cr spend in CSR for FY 19 – ~1.5% of PAT

Focus on Safety, Health & Environment

Safety

- » Safety representative For each plant.
- » Fire hydrant for each plant
- » Safety training
- » Classroom training
- » On job training
- » Mock drill for Ethylene Oxide conducted by Reliance

Health

- » In-house occupational Health Center
- » Part time doctor
- » Medical representatives
- » Pre-medical checkup
- » Annual medical checkup
- » Special camps

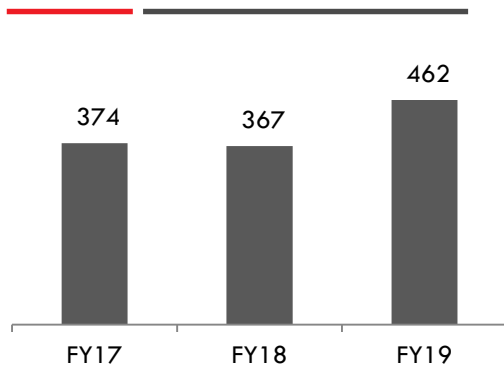
Environment

- » Air pollution Management
- » Member of CETP,TEPS & MWML
- » Recover & re-use
- » Solid waste management
- » Sludge and gypsum
- » Green zone in both factories with good greenery

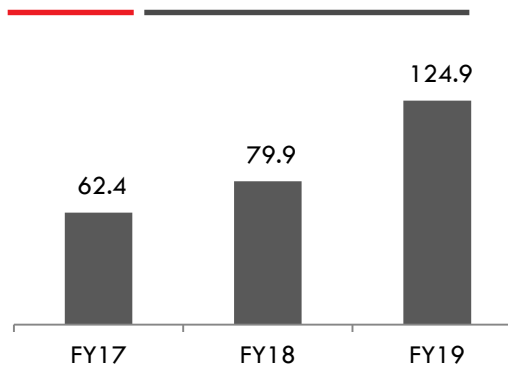
Historical Financials

In Rs cr

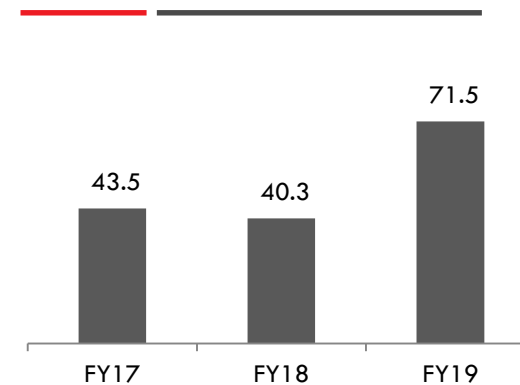
Revenue



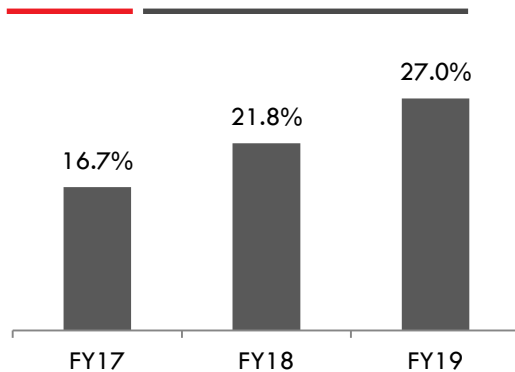
EBITDA



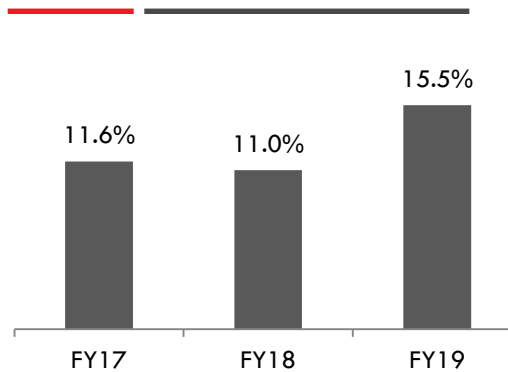
Profit After Tax (PAT)



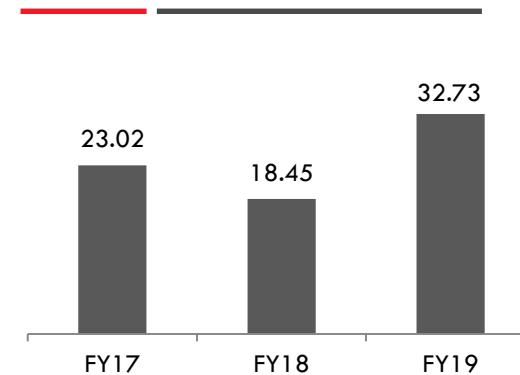
EBITDA Margin



PAT Margin



Earning per share (Rs)



THANK YOU

Bhageria Industries

Mr. Rakesh Kachhadiya, CFO

accounts.mumbai@bhageriagroup.com

1002, 10th Flr, Topiwala Centre, Goregaon (W), Mumbai



Bhageria Industries Limited

Pareto Capital (Investor relations advisor)

Ms. Pooja Dokania / Ms. Nirali Lade

pooja.dokania@paretocapital.in /

nirali.lade@paretocapital.in

B/ 210, Kanakia Wall Street, Andheri (East), Mumbai

PARETO 

CAPITAL