



31.10.2023

**To,
The Manager - Listing
National Stock Exchange of India Ltd.
Exchange Plaza, Bandra Kurla Complex
Bandra (East)
Mumbai - 400 051
Tel No. 022-2659 8237 /38
Symbol: DHAMPURSUG**

**The General Manager – DSC
BSE Limited
Phiroze Jeejeebhoy Towers,
Dalal Street, Fort,
Mumbai: 400001
Tel No. 022-22722039/37/3121
Security Code: 500119**

Dear Sir,

Sub: Investor Presentation

Please find attached herewith Investor Presentation for the quarter ended 30th September, 2023.

Kindly take the information on record.

Thanking you,

For Dhampur Sugar Mills Limited

**Aparna Goel
Company Secretary
M. No. 22787**

DHAMPUR SUGAR MILLS LTD.

6th Floor, Max House, Okhla Phase III, Okhla Indl. Area, New Delhi - 110020
+91-11-41259400, 41259490 | www.dhampursugar.com

CIN: L15249UP1933PLC000511

Regd. Office: P.O. Dhampur, Dist. Bijnor- 246761 (U.P.)



Dhampur Sugar Mills Ltd

Financial Results: Q2-FY 24

Safe Harbour Statement

This presentation is strictly confidential and may not be copied, published, distributed or transmitted. The information in this presentation is being provided by Dhampur Sugar Mills Limited (also referred to as the 'Company'). By attending the meeting where this presentation is being made or by reading the presentation materials, you agree to be bound by following limitations:

The information in this presentation has been prepared for use in a presentation by the Company for information purposes only and does not constitute, or should be regarded as, or form part of any offer, invitation, inducement or advertisement to sell or issue, or any solicitation or initiation of any offer to purchase or subscribe for, any securities of the Company in any jurisdiction, including the United States and India, nor shall it, or the fact of its distribution form the basis of, or be relied on in connection with, any investment decision or any contract or commitment to purchase or subscribe for any securities of the Company in any jurisdiction, including the United States and India. This presentation does not constitute a recommendation by the Company or any other party to sell or buy any securities of the Company.

This presentation and its contents are not and should not be construed as a prospectus or an offer document, including as defined under the Companies Act, 2013, to the extent notified and in force or an offer document under the Securities and Exchange Board of India (Issue of Capital and Disclosure Requirements) Regulations, 2009 as amended.

This presentation and its contents are strictly confidential to the recipient and should not be further distributed, re-transmitted, published or reproduced, in whole or in part, or disclosed by recipients directly or indirectly to any other person or press, for any purposes. In particular, this presentation is not for publication or distribution or release in any country where such distribution may lead to a breach of any law or regulatory requirement. No person is authorized to give any information or to make any representation not contained in or inconsistent with this presentation or and if given or made, such information or representation must not be relied upon as having been authorized by us. Receipt of this presentation constitutes an express agreement to be bound by such confidentiality and the other terms set out herein. Any failure to comply with this restriction may constitute a violation of applicable securities laws.

No representation or warranty, express or implied, is made as to, and no reliance should be placed on, the fairness, accuracy, completeness or correctness of the information or opinions contained in this presentation. Neither the Company nor any of its affiliates, advisors or representatives shall have any responsibility or liability whatsoever (for negligence or otherwise) for any loss howsoever arising from any use of this presentation or its contents or otherwise arising in connection with this presentation. The information set out herein may be subject to updating, completion, revision, verification and amendment and such information may change materially. This presentation is based on the economic, regulatory, market and other conditions as in effect on the date hereof. It should be understood that subsequent developments may affect the information contained in this presentation, which neither the Company nor its affiliates, advisors or representatives are under an obligation to update, revise or affirm.

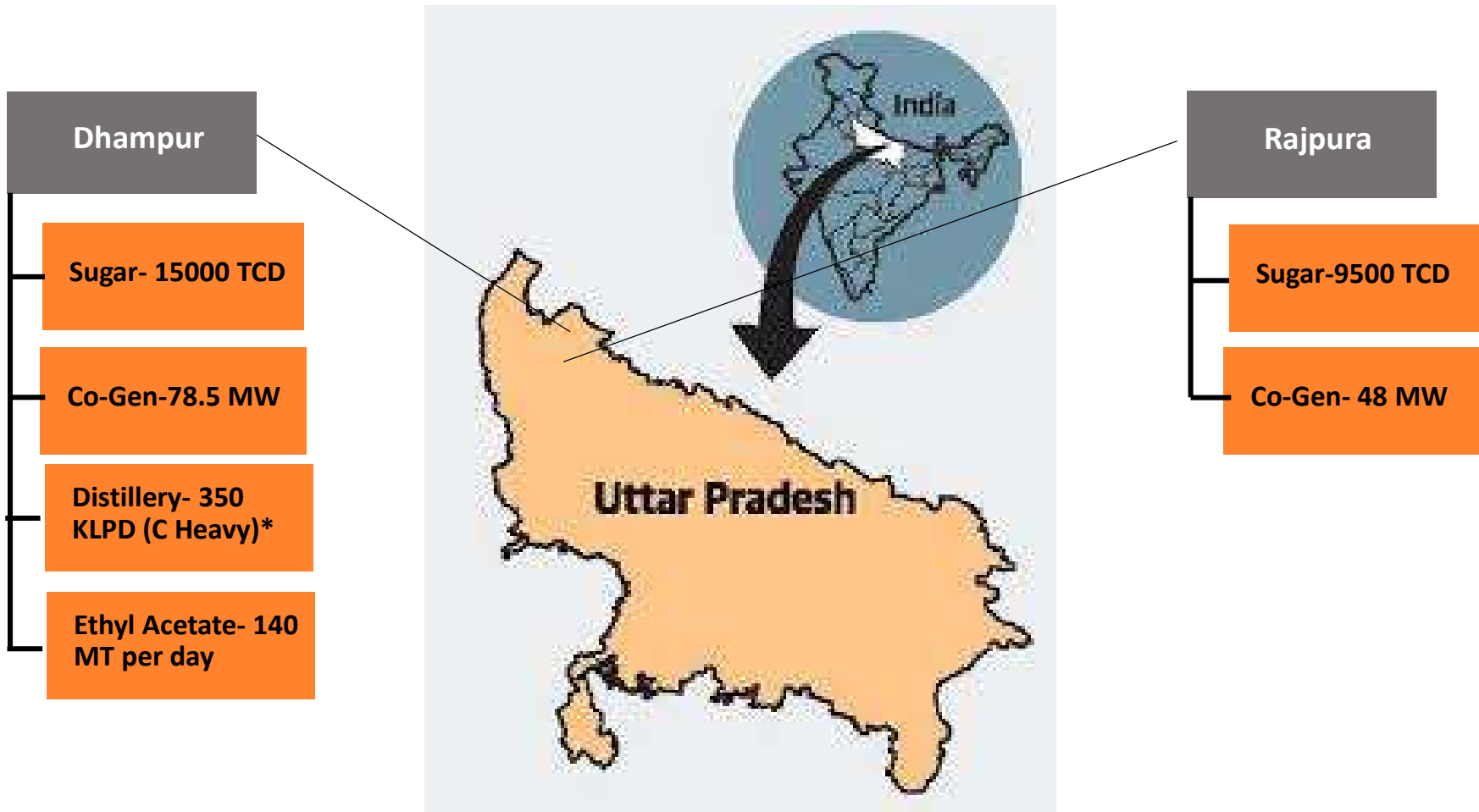
This presentation contains forward-looking statements based on the currently held beliefs and assumptions of the management of the Company, which are expressed in good faith and, in their opinion, reasonable. Forward-looking statements involve known and unknown risks, uncertainties and other factors, which may cause the actual results, financial condition, performance, or achievements of the Company or industry results, to differ materially from the results, financial condition, performance or achievements expressed or implied by such forward-looking statements. Unless otherwise indicated, the information contained herein is preliminary and indicative and is based on management information, current plans and estimates. Industry and market-related information is obtained or derived from industry publications and other sources and has not been independently verified by us. Given these risks, uncertainties and other factors, recipients of this document are cautioned not to place undue reliance on these forward-looking statements. The Company disclaims any obligation to update these forward-looking statements to reflect future events or developments.

THIS PRESENTATION IS NOT AN OFFER FOR SALE OF SECURITIES IN INDIA OR ELSEWHERE.

Content	Slide No.
Company Overview	4-9
Operating Performance	10-13
Financial Performance	14-20
Brand... <i>'Mishti by Dhampur'</i>	21

Company Overview

Business Facilities



**100 KLPD grain-based distillery commissioned in Q1 FY24.*

Board of Directors

Mr. Ashok Kumar Goel, Chairman

Mr. Gaurav Goel, Vice Chairman and Managing Director

Mr. Mahesh Prasad Mehrotra, Independent Director

Mr. Yashwardhan Poddar, Independent Director

Mr. Anuj Khanna, Independent Director

Mr. Satpal Kumar Arora, Independent Director

Ms. Pallavi Khandelwal, Independent Director

Mr. Subhash Pandey, Whole Time Director

Key Milestones

1933

- Sugar mill established at Dhampur

1995

- Distillery in Dhampur with 100 KLPD

2004

- Increased distillery capacity to 140 KLPD

2006

- Raised US\$53.7mn through GDR

2007

- Installed multi-fuel high pressure boilers at Dhampur
- Greenfield sugar unit at Rajpura (7500TCD)
- Installed co-generation plants – Dhampur (65MW) Rajpura (12MW)

2008

- Expanded sugar crushing Capacities - Dhampur to 15,000 TCD, Increased Dhampur distillery capacity to 170 KLPD

2012

- Installed bagasse dryer at Dhampur

2013

- Increased distillery capacity to 200 KLPD

2014

- Expanded Rajpura sugar crushing capacity to 8500 TCD
- Co-generation plant at Rajpura (48MW)

2015

- Commissioned spent wash fire boilers

2018

- Commissioned Incinerator slop Boiler with 11.5 MW turbines (ZLD Compliant Distilleries)

2019

- Increased distillery capacity to 250 KLPD

2020

- Installed CPU for Zero Liquid Discharge

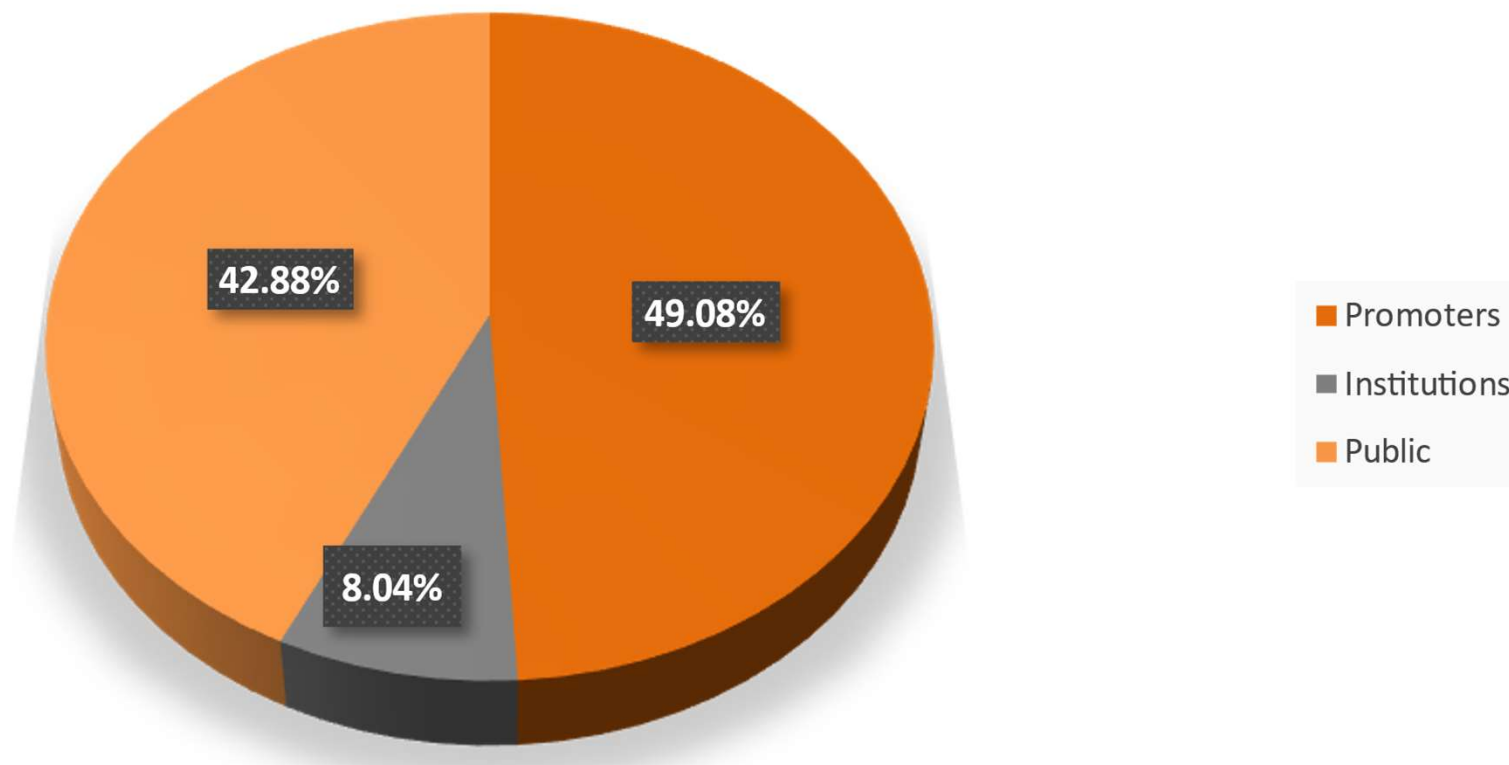
2021

- Demerger

2023

- Increased distillery capacity to 350 KLPD
- Commissioned 100 KLPD Grain based distillery
- Increased Rajpura sugar crushing capacity to 9500 TCD.

Shareholding Pattern as on 30th Sep 23



Key Highlights : Credit Rating

India Ratings & Research (A Fitch Group Company) has upgraded/reaffirmed the Company's ratings as under:

Instrument Type	Current Rating	Historical Rating	Rating Action
Issuer Rating	AA-	A+	Upgraded
Term Loan	AA-	A+	Upgraded
Fixed Deposit	AA-	A+	Upgraded
Working Capital Limit	A1+	A1+	Reaffirmed

Operating Performance

Sugar

Operating Performance

FY23	Particulars	UOM	Q2 FY24	Q2 FY23	H1 FY24	H1 FY23
3.89	Sales	Lakh tons	0.41	0.97	1.63	2.19
34839	Realisation	₹/ton	37570	35434	36683	35130
32897	Valuation Rate	₹/ton	33954	31547	33954	31547

Power

Operating Performance

FY23	Particulars	UOM	Q2 FY24	Q2 FY23	H1 FY24	H1 FY23
39.00	Generation	Cr. Units	1.97*	1.11*	10.46	9.39

*Captive consumption

Ethanol

Operating Performance

FY23	Particulars	UOM	Q2 FY24	Q2 FY23	H1 FY24	H1 FY23
269.12	Production- B heavy	Lakh BL	264.19	150.87	387.98	195.46
661.97	- Syrup	Lakh BL	-	-	211.52	152.27
-	- Grain	Lakh BL	38.06	-	38.06	-
931.08	Total Production	Lakh BL	302.26	150.87	637.56	347.72
279.37	Sales- B heavy	Lakh BL	278.62	154.17	384.51	203.57
618.50	- Syrup	Lakh BL	28.21	2.93	279.77	173.93
-	- Grain	Lakh BL	34.68	-	34.68	-
897.87	Total Sales	Lakh BL	341.51	157.10	698.96	377.50
59.71	Realisation- B heavy	Rs/BL	60.15	58.84	60.15	58.84
64.82	- Syrup	Rs/BL	65.04	63.22	64.79	63.22
-	- Grain	Rs/BL	65.74	-	65.74	-

B heavy/Syrup/Grain denotes ethanol produced from respective feedstock.

Chemicals-Ethyl Acetate

Operating Performance						
FY23	Particulars	UOM	Q2 FY24	Q2 FY23	H1 FY24	H1 FY23
345.45	Production	Lakh Kg	89.25	62.92	191.10	151.94
351.91	Sales	Lakh Kg	90.21	63.10	191.99	159.17

Potable Spirits

Operating Performance						
FY23	Particulars	UOM	Q2 FY24	Q2 FY23	H1 FY24	H1 FY23
19.00	Production	Lakh Cases	5.69	4.66	11.90	10.58
19.00	Sales	Lakh Cases	5.65	4.66	11.60	10.43

Financial Performance

Standalone Financial Performance

FY23	Particulars	Q2 FY 24	Q 2 FY 23	% Change	H1 FY 24	H1 FY 23	% Change
2826.0	Revenue from Operations	580.3	608.9	-4.7	1495.0	1428.5	4.7
311.0	EBITDA	26.3*	36.7	-28.3	121.8*	120.0	1.5
11.0	EBITDA (%)	4.5	6.3		8.1	8.4	
215.1	PBT	6.5*	15.9	-59.1	74.3*	69.7	6.6
7.6	PBT (%)	1.1	2.6		5.0	4.9	
150.3	PAT	4.5	10.7	-57.9	49.6	46.4	6.9
5.3	PAT(%)	0.8	1.8		3.3	3.2	
229.8	Cash Profit	18.2	23.3	-21.9	87.6	79.4	10.3
22.6	EPS (₹/Share)	0.7	1.6	-56.25	7.5	7.0	7.1

* After considering higher levy molasses obligation of Rs. 18.83 crore.

Amount in Rs. Crore

Sugar being a seasonal industry, the quarter's performance may not be representative of the Company's annual performance.

Standalone Segment Revenue

FY23	Particulars	Q2 FY24	Q2 FY23	Variance	H1 FY24	H1 FY23	Variance
1937.2	Sugar	225.3	377.7	-40.3%	806.9	925.9	-12.9
217.1	Power	15.4	8.8	75.0%	62.2	52.5	18.5
596.1	Ethanol	222.4	100.9	120.4%	460.7	244.6	88.3
302.4	Chemicals	71.9	55.0	30.7%	152.9	146.3	4.5
463.9	Potable Spirits	137.5	115.1	19.5%	280.5	252.6	11.5
24.6	Others	2.68	2.71	-1.1%	9.3	9.6	-3.1
3541.2	Total	675.2	660.0	2.3%	1772.6	1631.6	8.6
715.3	(-)Inter Segment	94.8	51.1	85.5%	277.6	203.1	36.7
2825.9	Total Revenue	580.3	608.9	-4.7%	1494.9	1428.5	4.6

Standalone Segment Profit (PBIT)

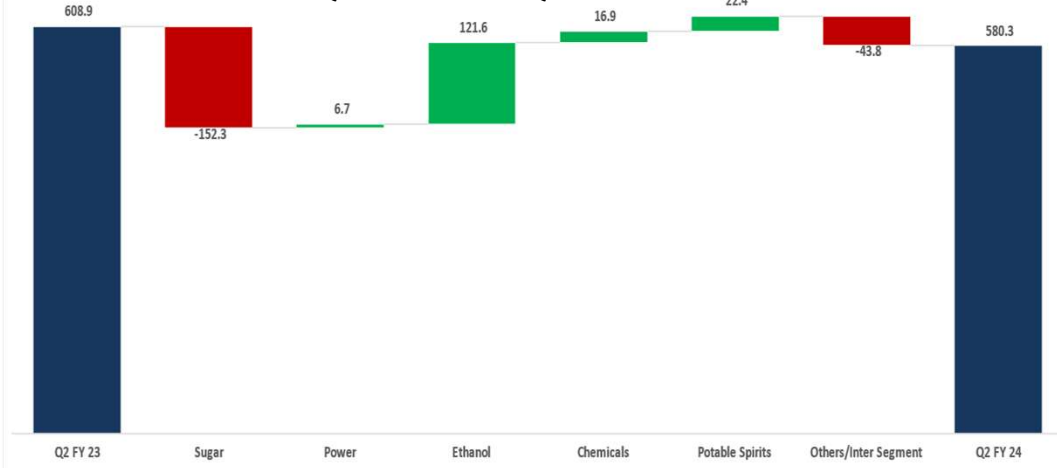
FY23	Particulars	Q2 FY24	Q2 FY23	Variance	H1 FY24	H1 FY23	Variance
58.5	Sugar	-20.6*	10.0	-306.0%	6.4*	35.5	-82.0%
81.6	Power	0.1	-1.3	107.7%	16.1	15.3	5.2%
131.9	Ethanol	38.2	27.1	40.9%	77.3	53.1	45.6%
22.8	Chemicals	3.5	-1.2	391.7%	10.7	9.4	13.8%
-1.0	Potable Spirits	1.9	0.2	850%	3.0	0.2	1400.0%
1.1	Others	-0.3	-0.3	-	0.2	0.3	-33.3%
294.8	Total	22.7	34.6	-34.4%	113.7	113.8	-0.09%

* After considering higher levy molasses obligation of Rs. 18.83 crore.

Amount in Rs. Crore

Revenue from Operations

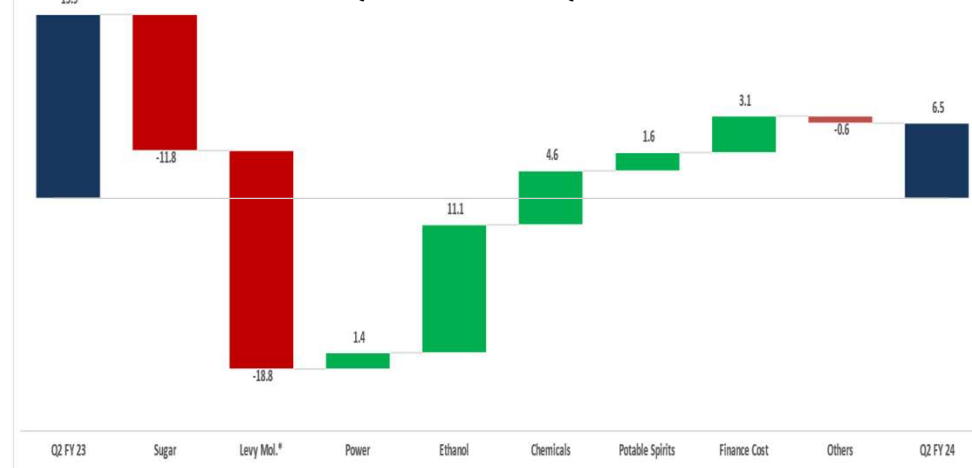
Q2 FY24 Vs Q2 FY23



All figures are in Rs. crore

Profit Before Tax

Q2 FY24 Vs Q2 FY23

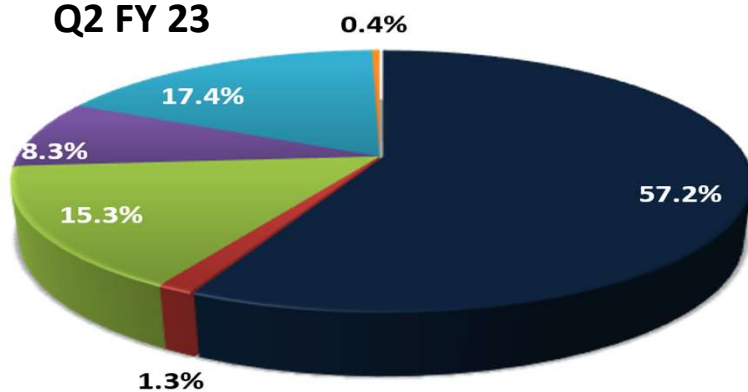


*Higher levy molasses obligation.

Increase Decrease Total

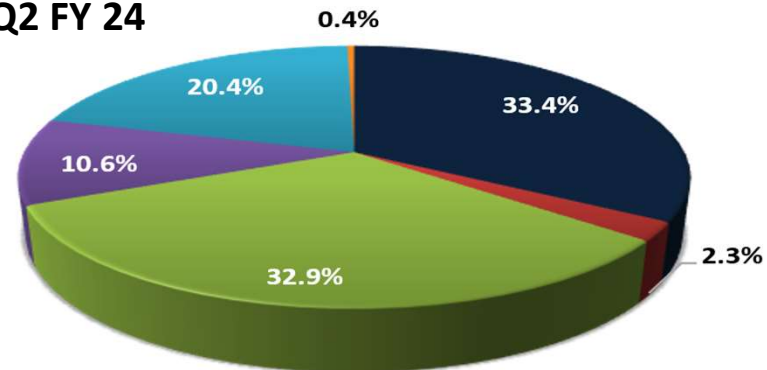
Segment Revenue

Q2 FY 23



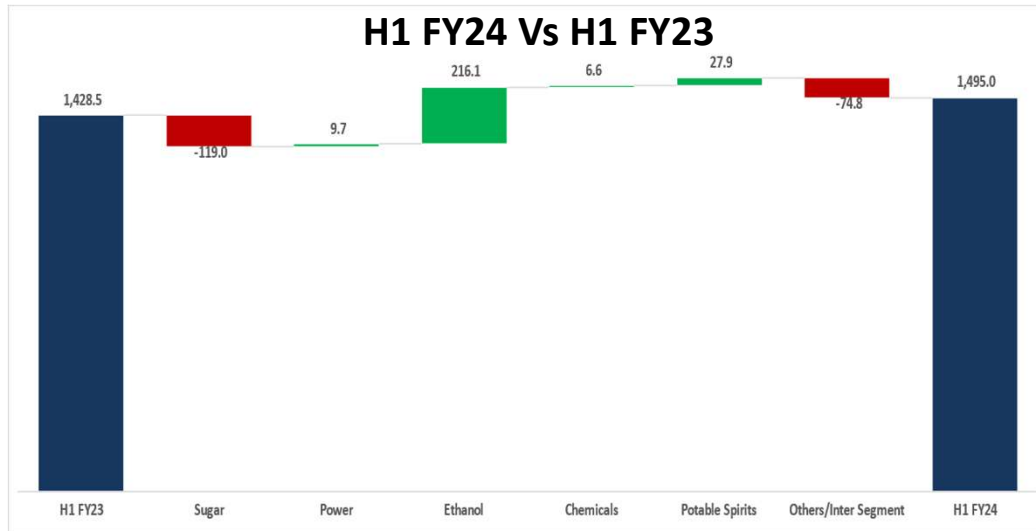
■ Sugar ■ Power ■ Ethanol ■ Chemicals ■ Potable Spirits ■ Others

Q2 FY 24



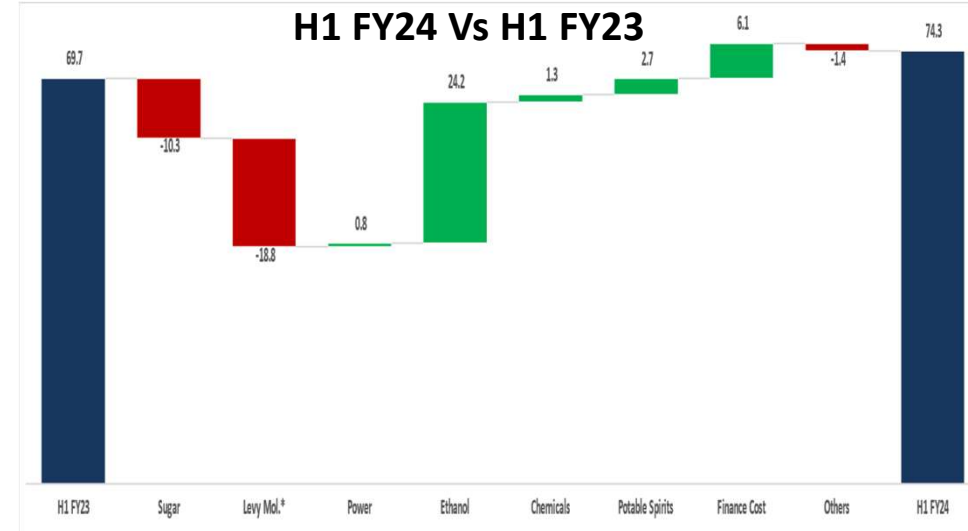
■ Sugar ■ Power ■ Ethanol ■ Chemicals ■ Potable Spirits ■ Others

Revenue from Operations



All figures are in Rs. crore

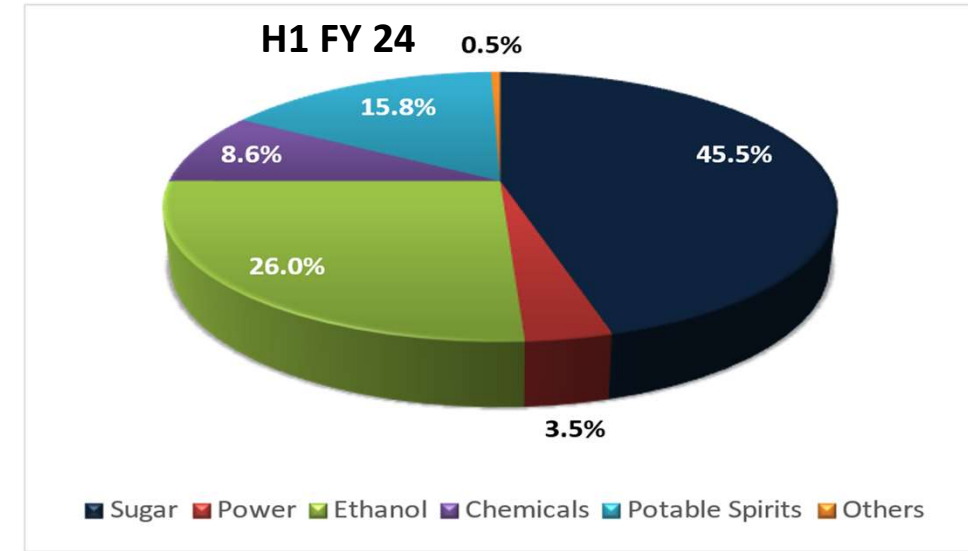
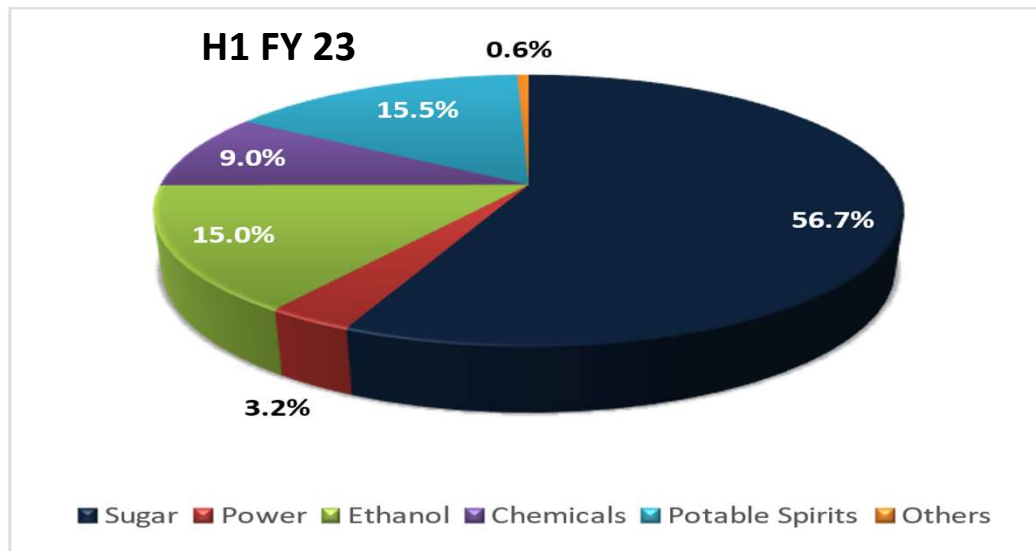
Profit Before Tax



*Higher levy molasses obligation.

Increase Decrease Total

Segment Revenue



Balance Sheet

As on 31 st March 23	Particulars	As on 30 st Sep 23	As on 30 st Sep 22
1157.9	Non Current Assets	1203.6	1158.7
923.0	Current Assets	303.8	393.1
34.1	Cash & Cash Equivalents	129.4	0.8
2115.0	Total Assets	1636.8	1552.6
1038.9	Equity	1049.3	934.1
217.1	Long Term Borrowings	203.9	250.8
29.2	Other Non Current Liabilities	28.8	32.3
57.5	Deferred Tax Liabilities	69.2	41.1
508.9	Short Term Borrowings	160.8	137.9
181.1	Trade Payables	51.7	81.6
82.3	Other Current Liabilities	73.1	74.8
2115.0	Total Equity & Liabilities	1636.8	1552.6

Amount in Rs. Crore

Consolidated Financial Performance

FY23	Particulars	Q2 FY 24	Q 2 FY 23	% Change	H1 FY 24	H1 FY 23	% Change
2874.0	Revenue from Operations	582.2	644.2	-9.6	1497.3	1473.1	1.6
318.8	EBITDA	27.3*	37.5	-27.2	123.0*	124.4	-1.1
11.1	EBITDA (%)	4.7	5.8		8.2	8.4	
222.8	PBT	7.5*	16.7	-55.1	75.5*	74.1	1.9
7.8	PBT (%)	1.3	2.6		5.0	5.0	
158.0	PAT	5.4	11.5	-53.0	50.8	50.8	
5.5	PAT(%)	0.9	1.8		3.4	3.4	
237.5	Cash Profit	19.1	24.1	-20.7	88.9	83.8	6.1
23.7	EPS (₹/Share)	0.8	1.7	-52.9	7.6	7.6	

* After considering higher levy molasses obligation of Rs. 18.83 crore.

Amount in Rs. Crore

Sugar being a seasonal industry, the quarter's performance may not be representative of the Company's annual performance.

Mishti by Dhampur



Thank You

For further information, please contact :

Dhampur Sugar Mills Ltd. 6th Floor, Max House, Okhla Industrial Estate, Phase III

New Delhi – 110020, Telephone : +91-11-41259400

Email: investordesk@dhampursugar.com, Website: www.dhampursugar.com