



DILIP BUILDCON LIMITED
INFRASTRUCTURE & BEYOND

Date: May 19, 2023

To
BSE Limited
Listing Department
P.J Tower, Dalal Street
Mumbai – 400001

Stock Symbol -540047/959525/959643

To
National Stock Exchange of India Ltd.
Exchange Plaza, C-1, Block G
BandraKurla Complex,
Bandra (E), Mumbai – 400051

Stock Symbol –DBL

Sub: -Investor Presentation

Pursuant to applicable provisions of the SEBI (Listing Obligations and Disclosure Requirements) Regulations, 2015, as amended from time to time, please find enclosed herewith a copy of the Investor Presentation for the quarter and year ended March 31, 2023 and same will also be available on the Company website <http://www.dilipbuildcon.com>

We request you to take the said investor presentation on your record.

For Dilip Buildcon Limited

Abhishek Shrivastava
Company Secretary



Encl : Investor Presentation



ISO 9001:2015

CIN No. L45201MP2006PLC018689

Regd. Office :

Plot No. 5, Inside Govind Narayan Singh Gate,
Chuna Bhatti, Kolar Road, Bhopal - 462 016 (M.P.)

Ph. : 0755-4029999, Fax : 0755-4029998

E-mail : db@dilipbuildcon.co.in, Website : www.dilipbuildcon.com



DILIP BUILDCON LIMITED
INFRASTRUCTURE & BEYOND



Dilip Buildcon Limited

EARNINGS PRESENTATION Q4FY23



Table of Content

- 01** Business Highlights
- 02** Standalone Financial Highlights
- 03** Consolidated Financial Highlights
- 04** Divestment & Equity Investment Tracker
- 05** Key Projects Update
- 06** Company Overview





DILIP BUILDCON LIMITED
INFRASTRUCTURE & BEYOND



Business Highlights



Won 10 new projects worth ₹ 1,09,181 mn

Won 10 projects worth ₹ 1,09,181 mn in the state of Jharkhand, Gujarat, Madhya Pradesh and Andhra Pradesh across 3 sectors viz. road, metro and water supply



Completion (COD) of projects worth ₹ 90,529 mn

Completed 3 EPC & 4 HAM road projects and 1 tunnel project worth ₹ 90,529 mn, on or prior to schedule completion date



Divestment status

1. Cube : 100% equity stake divested in 3 HAM projects
2. Shrem InvIT: 100% equity stake divested in 5 HAM projects and 49% equity stake in divested 3 HAM Projects



10 New Projects Won in FY23 worth ₹ 1,09,181 mn

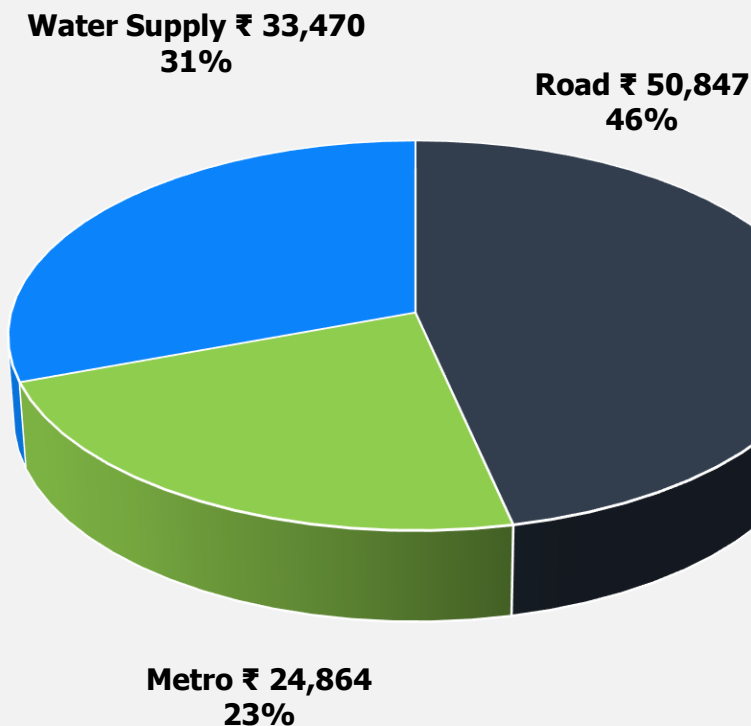
(₹ mn)



DILIP BUILDCON LIMITED
INFRASTRUCTURE & BEYOND

Project Name	Type	State	Name of Employer	Contract Value excluding GST	Period in which order won
Mehgama-Hansdiha	Road	Jharkhand	National Highway Authority of India	9,760*	Q1
Urga-Pathalgaon	Road	Jharkhand	National Highway Authority of India	19,550*	Q1
Surat Metro Rail Project, Phase-1, Corridor-2 (Package 1) (Pkg-CS-5)	Metro	Gujarat	Gujarat Metro Rail Corporation	10,610	Q1
Surat Metro Rail Project, Phase-1 (Pkg-CS-6)	Metro	Gujarat	Gujarat Metro Rail Corporation	7,020	Q2
Gandhisagar-2 Multi-Village Water Supply Scheme	Water Supply	Madhya Pradesh	Madhya Pradesh Jal Nigam Maryadit	14,000	Q2
Ahmedabad Metro Rail Project, Phase-2 (Package C3)	Metro	Gujarat	Gujarat Metro Rail Corporation	7,234	Q2
Rewa Bansagar Multi-Village Water Supply Scheme	Water Supply	Madhya Pradesh	Madhya Pradesh Jal Nigam Maryadit	19,470	Q4
Kodur to Vanavolu (Bengaluru – Vijaywada Economic Corridor) (Package 1)	Road	Andhra Pradesh	National Highway Authority of India	5,995*	Q4
Odulapalle to Nallacheruvu (Bengaluru – Vijaywada Economic Corridor) (Package 4)	Road	Andhra Pradesh	National Highway Authority of India	7,741*	Q4
Audireddipalle to Mallapalle (Bengaluru – Vijaywada Economic Corridor) (Package 7)	Road	Andhra Pradesh	National Highway Authority of India	7,801*	Q4
Total				1,09,181	

Sector Wise New Orders



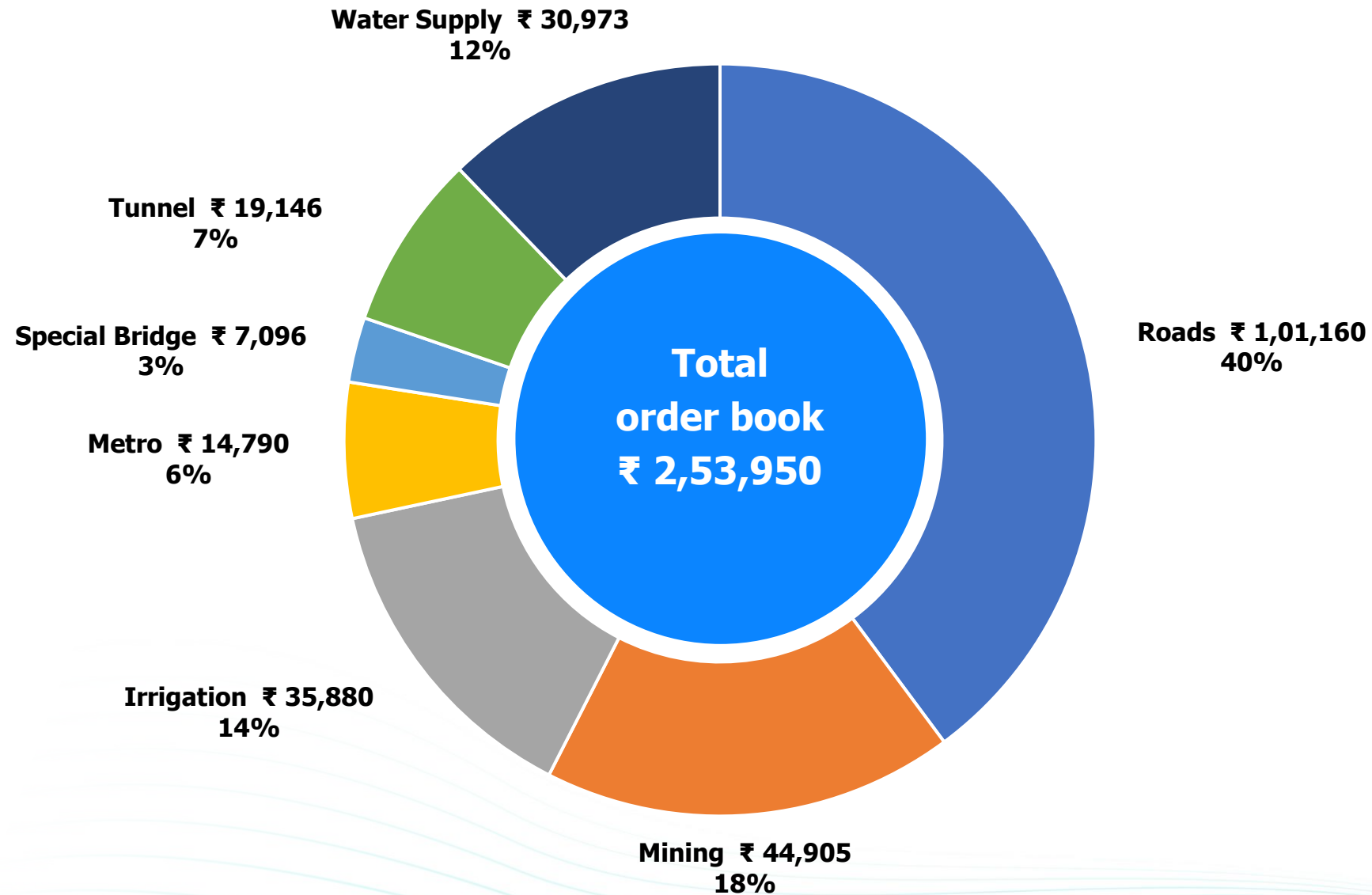
* Bid Project Cost (BPC) of HAM Projects

Order Book – Business Division Wise as on 31st March 2023

(₹ mn)



DILIP BUILDCON LIMITED
INFRASTRUCTURE & BEYOND



Order Book – Business Division Wise as on 31st March 2023



DILIP BUILDCON LIMITED
INFRASTRUCTURE & BEYOND

Order Book – ₹ 2,53,950 mn




Roads & Highways

₹ 1,01,160 mn - 39.83%



Metro

₹ 14,790 mn - 5.82%



Irrigation

₹ 35,880 mn - 14.13%



Water Supply

₹ 30,973 mn - 12.20%



Tunnel

₹ 19,146 mn - 7.54%




Mining

₹ 44,905 mn - 17.68%



Airport

Nil



Special Bridges

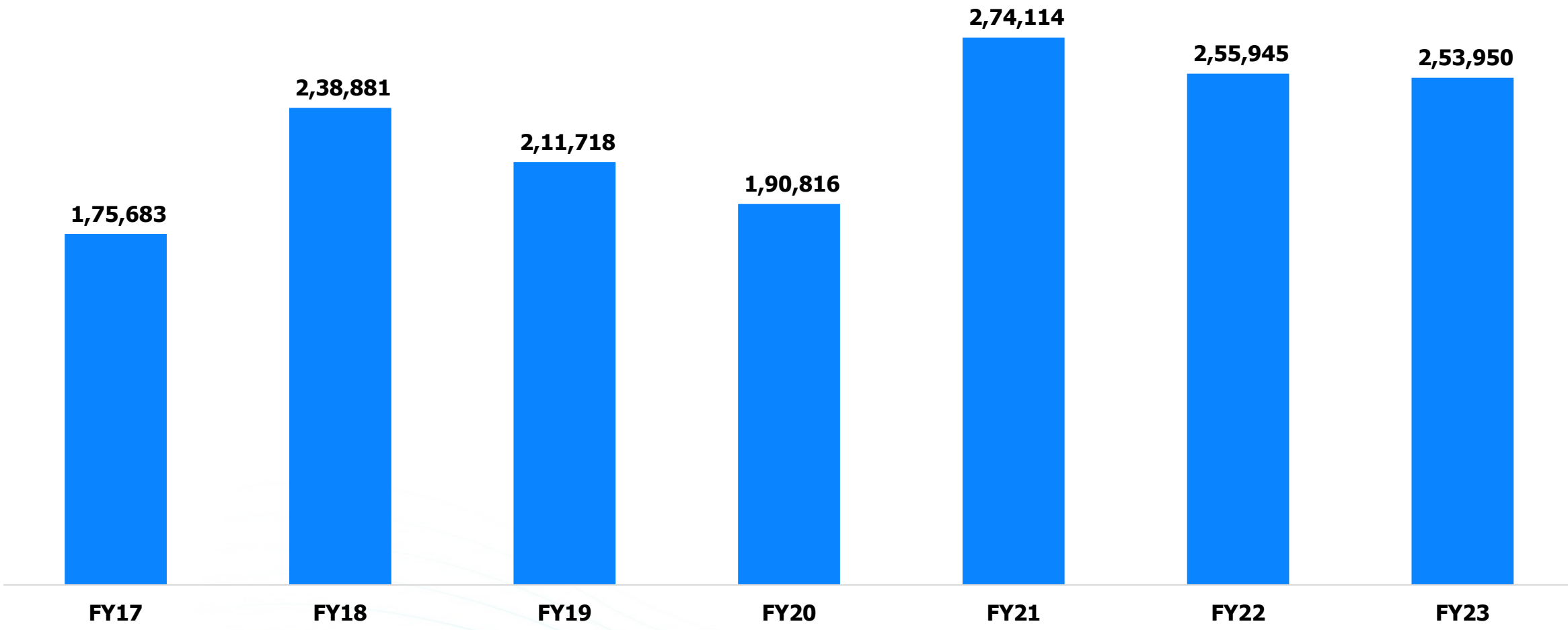
₹ 7,096 mn - 2.79%

Order Book – Year-wise Trend

(₹ mn)



DILIP BUILDCON LIMITED
INFRASTRUCTURE & BEYOND



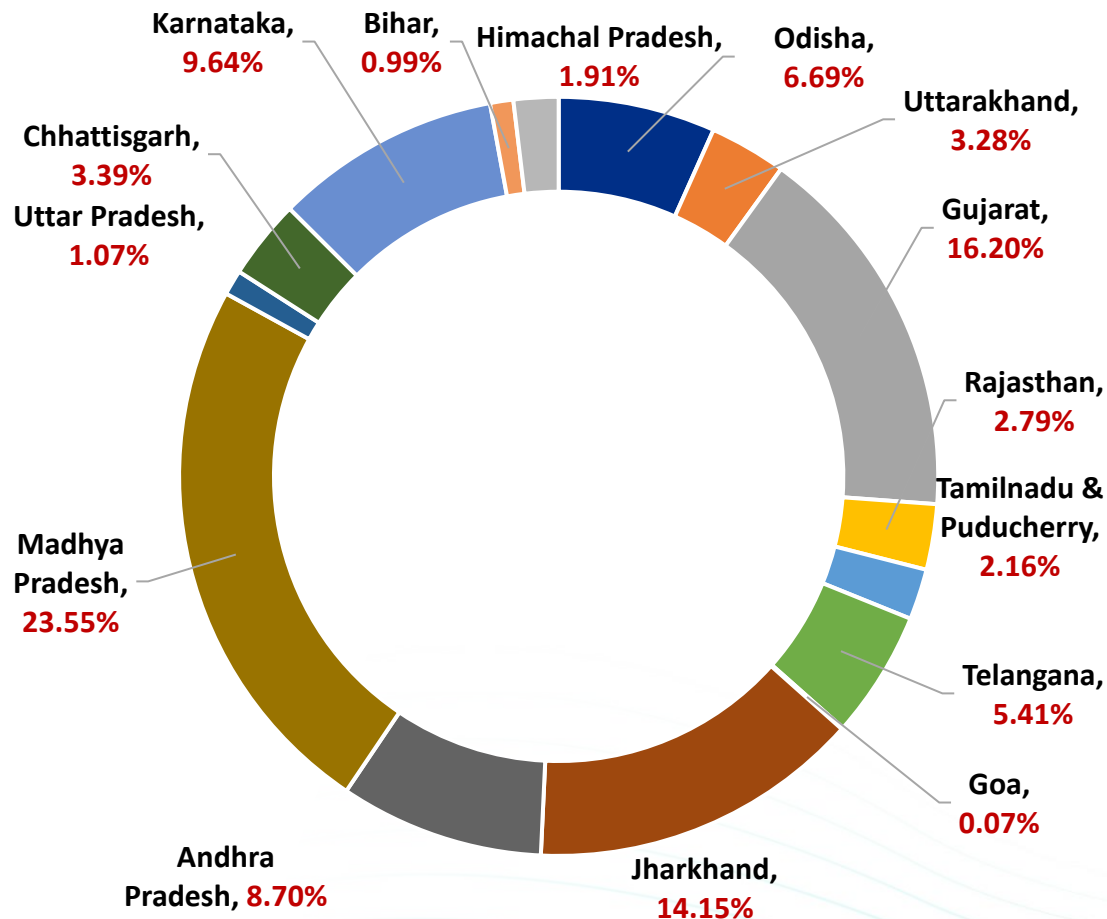
Order Book – Geography-wise as on 31st March 2023

(₹ mn)



DILIP BUILDCON LIMITED
INFRASTRUCTURE & BEYOND

Order book



State	Completed contract value	Ongoing contract value	Ongoing order book	% to total ongoing order book
Madhya Pradesh	1,29,288	78,448	59,801	23.55%
Gujarat	9,589	62,551	41,152	16.20%
Jharkhand	16,128	46,897	35,930	14.15%
Karnataka	59,223	47,903	24,475	9.64%
Andhra Pradesh	42,795	23,796	22,104	8.70%
Odisha	9,957	19,324	16,997	6.69%
Telangana	21,351	19,389	13,743	5.41%
Chhattisgarh	7,038	16,937	8,600	3.39%
Uttarakhand	-	11,919	8,340	3.28%
Rajasthan	9,433	14,296	7,074	2.79%
Tamil Nadu & Puducherry	-	14,519	5,485	2.16%
Himachal Pradesh	1,187	5,687	4,862	1.91%
Uttar Pradesh	63,682	12,500	2,708	1.07%
Bihar	-	11,429	2,505	0.99%
Goa	9,827	5,454	174	0.07%
Maharashtra	94,718	-	-	-
Haryana	4,637	-	-	-
Punjab	12,555	-	-	-
Tamil Nadu	2,520	-	-	-
West Bengal	6,131	-	-	-
Total	5,00,059	3,91,049	2,53,950	100.00%

Projects completed during FY23

(₹ mn)



DILIP BUILDCON LIMITED
INFRASTRUCTURE & BEYOND

Name of the Employer	Project Name	State	Type of Work	EPC Cost excluding GST	Scheduled Date of Completion including EOT (Extension of Time)	Actual Completion Date	Early Completion Days
NHAI	Sangli-Solapur (Package I: Sangli to Borgaon)	Maharashtra	HAM	7,190	19.06.2022	25.04.2022	55
NHAI	Chandikhole-Bhadrak	Odisha	HAM	9,957	24.07.2022	24.07.2022	-
NHAI	Varanasi to Dagampur Pkg-1	Uttar Pradesh	EPC	5,987	29.09.2022	29.09.2022	-
NHAI	Churhat Bypass of Rewa Sidhi	Madhya Pradesh	HAM	6,053	13.03.2023	10.11.2022	122
NHAI	Bangalore-Nidagatta	Karnataka	HAM	15,044	20.10.2022	12.12.2022	-
UPEIDA	Bundelkhand Expressway (Package-VI)	Uttar Pradesh	EPC	13,620	13.01.2023	13.01.2023	-
MSRDC	Nagpur Mumbai Super Communication Expressway (Pkg-12)	Maharashtra	EPC	16,980	08.11.2022	08.11.2022	-
NHAI	Nidagatta-Mysore	Karnataka	HAM	15,698	28.02.2023	09.03.2023	-
TOTAL				90,529			



Sr no.	Particulars	Bid Project Cost (BPC)	Remarks
1	19 HAM projects divested or under-divestment	2,42,649	<ul style="list-style-type: none"> ➤ 14 HAM projects 100% divested to Shrem InvIT and Cube Highways ➤ 5 HAM projects under-divestment
2	18 HAM projects under-construction	2,16,582	<ul style="list-style-type: none"> ➤ 13 HAM projects under-construction ➤ 5 HAM projects financial closure in process
Total		4,59,231	

HAM Portfolio - 19 HAM projects divested or under-divestment (2/3)

(₹ mn)



DILIP BUILDCON LIMITED
INFRASTRUCTURE & BEYOND

Sr. No	Project Name	LOA Date	Bid Project Cost	Status	Remarks
1	DBL Lucknow Sultanpur Highways Limited	09-Aug-16	20,160	Completed	Divested to Shrem Group
2	DBL Kalmath Zarap Highways Limited	25-Nov-16	9,140	Completed	Divested to Shrem Group
3	DBL Tuljapur Ausa Highways Limited	17-Feb-17	9,111	Completed	Divested to Shrem Group
4	DBL Mahagaon Yavatmal Highways Private Limited	28-Mar-17	11,606	Completed	Divested to Shrem Group
5	DBL Yavatmal Wardha Highways Private Limited	28-Mar-17	10,433	Completed	Divested to Shrem Group
6	DBL Wardha Butibori Highways Private Limited	28-Mar-17	10,655	Completed	Divested to Shrem Group
7	DBL Borgaon Watambare Highways Private Limited	27-Mar-18	10,294	Completed	Divested to Cube
8	DBL Mangalwedha Solapur Highways Private Limited	27-Mar-18	11,410	Completed	Divested to Cube
9	DBL Mangloor Highways Private Limited	26-Mar-18	9,360	Completed	Divested to Cube
10	DBL Gorhar Khairatunda Highways Private Limited	06-Mar-18	9,170	Completed	Divested to Shrem InvIT
11	DBL Anandpuram Anakapalli Highways Private Limited	28-Feb-18	20,130	Completed	Divested to Shrem InvIT
12	DBL Bellary Byrapura Highways Private Limited	01-Jun-18	13,139	Completed	Divested to Shrem InvIT
13	DBL Sangli Borgaon Highways Limited	27-Mar-18	11,024	Completed	Divested to Shrem InvIT
14	DBL Byrapura Challakere Highways Private Limited	26-Mar-18	8,417	Completed	Divested to Shrem InvIT
15	DBL Chandikhole Bhadrak Highways Limited	24-Jan-18	15,220	Completed	Under-divestment to Shrem InvIT*
16	DBL Rewa Sidhi Highways Private Limited	28-Mar-18	10,040	Completed	Under-divestment to Shrem InvIT*
17	DBL Bangalore Nidagatta Highways Private Limited	28-Feb-18	21,900	Completed	Under-divestment to Shrem InvIT*
18	DBL Nidagatta Mysore Highways Private Limited	28-Feb-18	22,835	Completed	Under-divestment to Shrem InvIT
19	Pathrapali Kathghora Highways Private Limited	19-Mar-20	8,605	Under-construction	Under-divestment to Shrem InvIT
Sub-total – A (Divested)			2,42,649		

* 49% Divested

HAM Portfolio - 18 HAM Projects under-Construction (3/3)

(₹ mn)



DILIP BUILDCON LIMITED
INFRASTRUCTURE & BEYOND

Sr. No	Project Name	LOA Date	Bid Project Cost	Status	Remarks
20	Dodaballapur- Hoskote Highways Private Limited	26-Aug-20	12,780	Under-construction	-
21	Repallewada Highways Limited	14-Sep-20	11,405	Under-construction	-
22	Narenpur Purnea Highways Private Limited	09-Sep-20	19,050	Under-construction	-
23	Narenpur Purnea Highways Private Limited	14-Dec-20	8,820	Under-construction	-
24	Bangalore Malur Highways Limited	04-Mar-21	11,600	Under-construction	-
25	Malur Bangarpet Highways Limited	04-Mar-21	12,790	Under-construction	-
26	DBL Viluppuram Highways Limited	17-Mar-21	10,130	Under-construction	-
27	DBL Poondiyankuppam Highways Limited	17-Mar-21	12,280	Under-construction	-
28	Bangarupalem Gudipala Highways Limited	14-Dec-21	10,600	Under-construction	-
29	Sannur Bikarnakette Highways Limited	26-Mar-21	11,370	Under-construction	-
30	Raipur-Visakhapatnam-CG-2 Highways Limited	28-Feb-22	12,550	Under-construction	-
31	Maradgi S Andola-Baswantpur Highways Limited	16-Dec-22	15,890	Under-construction	-
32	Mehgama-Hansdiha Highways Limited	15-Dec-22	9,760	Under-construction	-
33	Karimnagar-Warangal Highways Limited	15-Dec-22	16,470	FC in process	-
34	Urga-Pathalgaon Highways Limited	16-Dec-22	19,550	FC in process	-
35	Kodur to Vanavolu (Bengaluru – Vijaywada Economic Corridor) (Package 1)	31-Jan-23	5,995	FC in process	-
36	Odulapalle to Nallacheruvu (Bengaluru – Vijaywada Economic Corridor) (Package 4)	31-Jan-23	7,741	FC in process	-
37	Audireddipalle to Mallapalle (Bengaluru – Vijaywada Economic Corridor) (Package 7)	31-Mar-23	7,801	FC in process	-
Sub-total – B			2,16,582		
Total (A+B)			4,59,231		



DILIP BUILDCON LIMITED
INFRASTRUCTURE & BEYOND



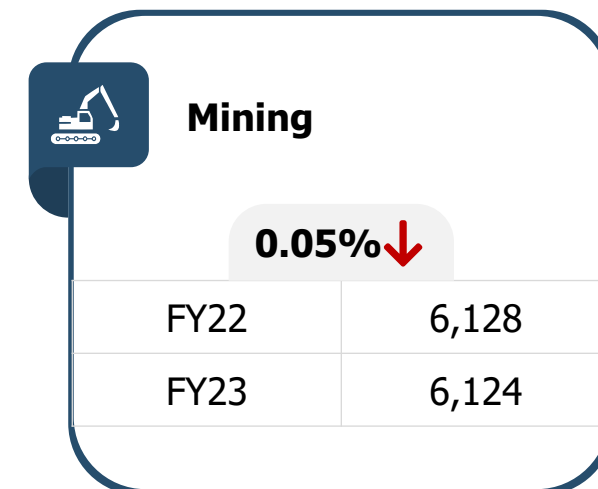
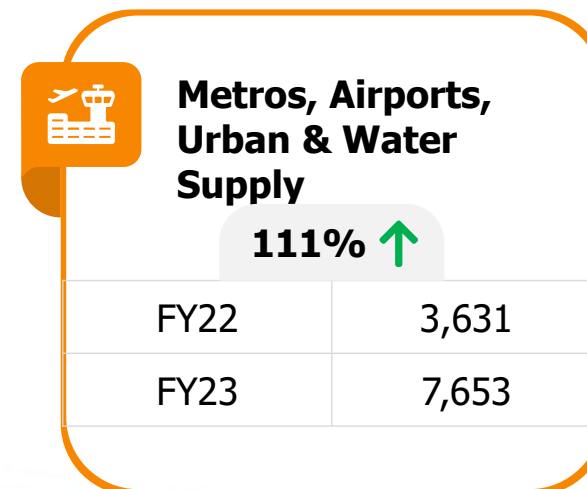

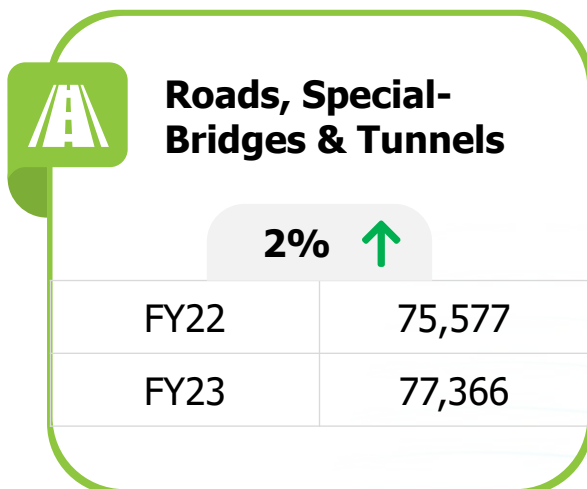
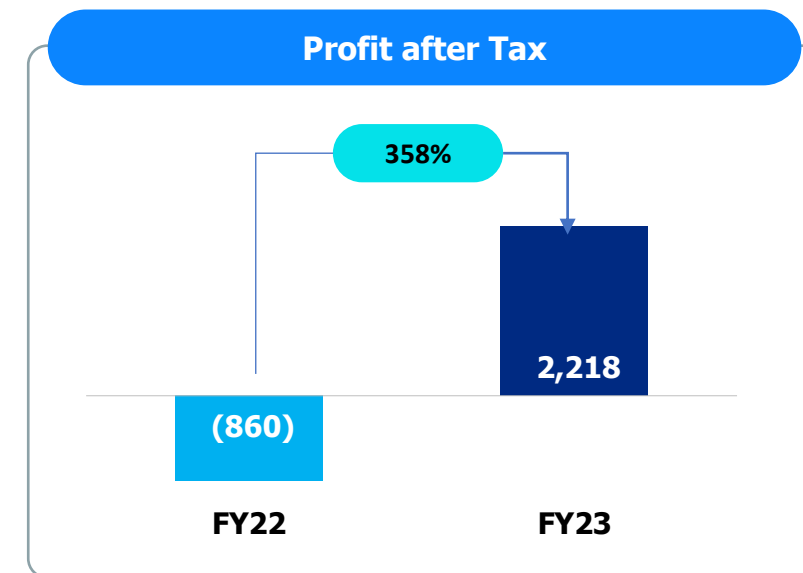
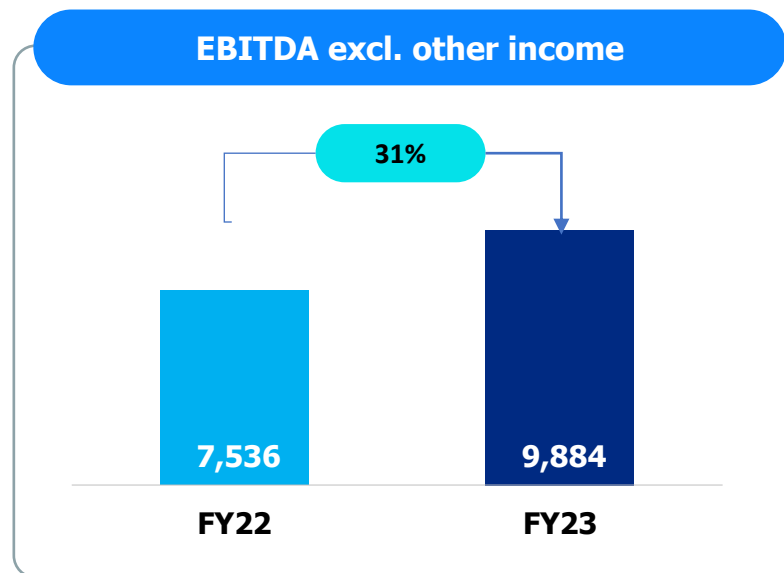
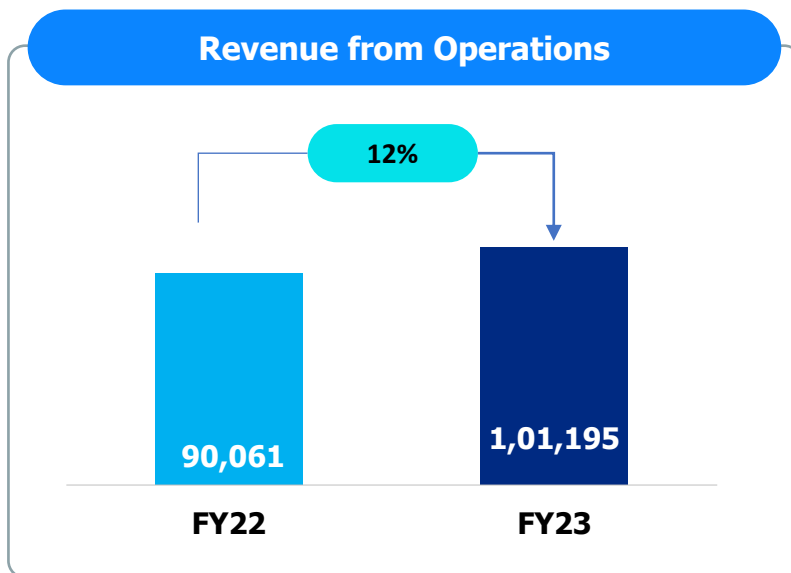
Standalone Financial Highlights

Standalone Result Summary – FY23 vis-à-vis FY22

(₹ mn)



DILIP BUILDCON LIMITED
INFRASTRUCTURE & BEYOND


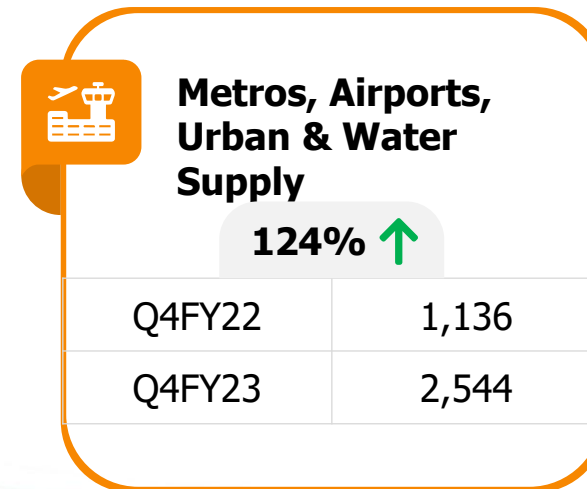

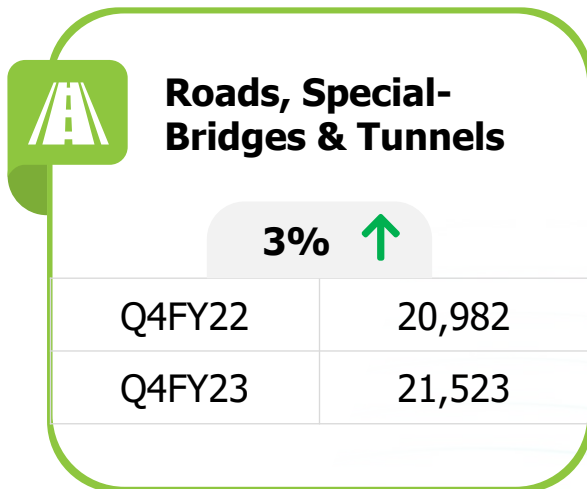
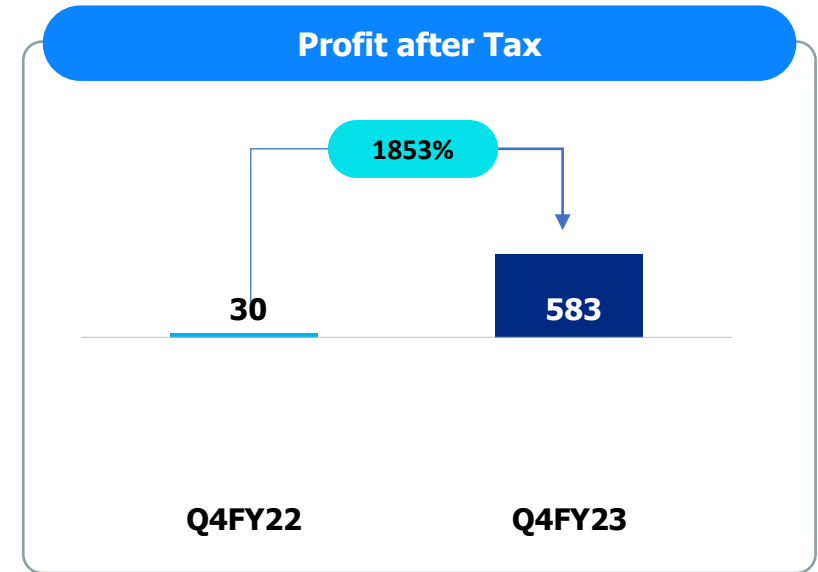
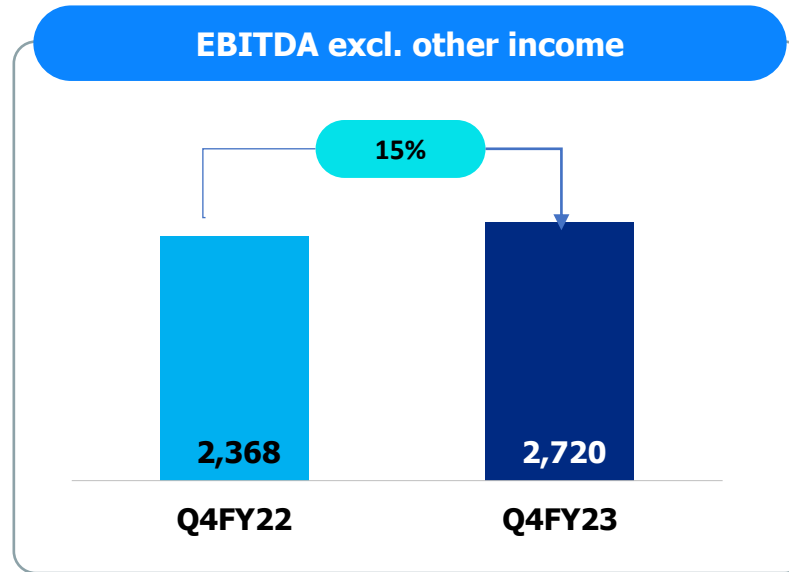
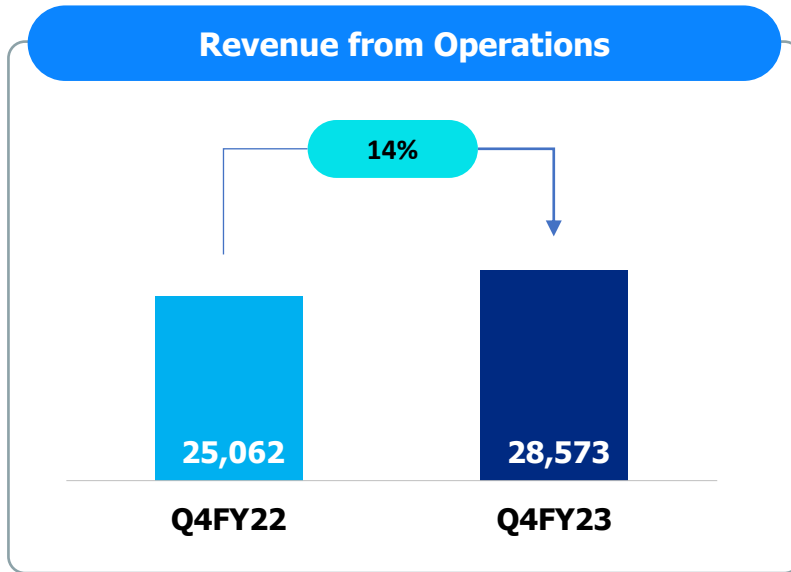


Standalone Result Summary – Q4FY23 vis-à-vis Q4FY22

(₹ mn)



DILIP BUILDCON LIMITED
INFRASTRUCTURE & BEYOND



Standalone Results Update

(₹ mn)



DILIP BUILDCON LIMITED
INFRASTRUCTURE & BEYOND

Particulars	Q4FY23	Q3FY23	Q4FY22	Q-o-Q (%)	FY23	FY22	Y-o-Y (%)
Revenue	28,573	23,788	25,062	14%	1,01,195	90,061	12%
Operating expenses	25,853	21,291	22,694	14%	91,311	82,525	11%
EBITDA excl. other income	2,720	2,497	2,368	15%	9,884	7,536	31%
EBITDA Margin (%)	9.52%	10.50%	9.45%		9.77%	8.37%	
Other income	110	285	66	66%	646	340	90%
Depreciation	929	988	968	-4%	3,881	3,932	-1%
Interest	1,340	1,298	1,425	-6%	5,137	6,048	-15%
Profit/(loss) before exceptional items and tax	560	495	41	1262%	1,512	(2,104)	172%
Exceptional items	223	467	-	223%	1,285	614	109%
Profit/(loss) before tax	783	962	41	1805%	2,797	(1,490)	288%
Tax Expense	200	167	11	1680%	579	(630)	-192%
Profit/(loss) after tax	583	795	30	1853%	2,218	(860)	358%
PAT Margin (%)	2.03%	3.30%	0.12%		2.18%	-0.95%	

Standalone Balance Sheet

(₹ mn)



DILIP BUILDCON LIMITED
& BEYOND

Particulars	Mar'23	Mar'22
ASSETS		
Non-current assets		
(a) Property, plant and equipment	13,252	16,448
(b) Capital work in progress	-	-
(c) Other Intangible Assets	64	130
(d) Financial assets		
(i) Investments	10,524	6,825
(ii) Other	2,907	2,207
(e) Deferred tax assets (net)	287	969
(f) Other non-current asset	4,221	4,426
TOTAL NON-CURRENT ASSETS	31,255	31,005
Current assets		
(a) Inventories	33,340	34,092
(b) Financial assets		
(i) Trade receivables	16,064	10,380
(ii) Cash and cash equivalent	817	931
(iii) Other bank balances	2,281	2,398
(iv) Loans	5,456	1,983
(v) Others financial assets	12,671	11,039
(c) Current tax asset (net)	1,855	3,583
(d) Other current assets	10,701	16,198
TOTAL CURRENT ASSETS	83,185	80,604
Non-current assets held for sale	1,564	696
TOTAL ASSETS	1,16,004	1,12,305

Particulars	Mar'23	Mar'22
EQUITY AND LIABILITIES		
Equity		
(a) Equity share capital	1,462	1,462
(b) Other equity	44,569	41,899
TOTAL EQUITY	46,031	43,361
Liabilities		
Non-current liabilities		
(a) Financial liabilities		
(i) Borrowings	1,349	4,520
(ii) Other Financial liabilities	56	174
(b) Provisions	345	521
(c) Other non-current liabilities	2,458	5,939
TOTAL NON CURRENT LIABILITIES	4,208	11,154
Current liabilities		
(a) Financial liabilities		
(i) Borrowings	25,508	26,198
(ii) Trade payable	29,889	22,461
(iii) Other financial liabilities	1,191	1,379
(b) Other current liabilities	9,068	7,625
(c) Provisions	109	126
TOTAL CURRENT LIABILITIES	65,765	57,790
Liabilities in respect of non current assets classified as held for sale		-
Total Liabilities	69,973	68,944
TOTAL EQUITY AND LIABILITIES	1,16,004	1,12,305

Standalone Cash Flow

(₹ mn)

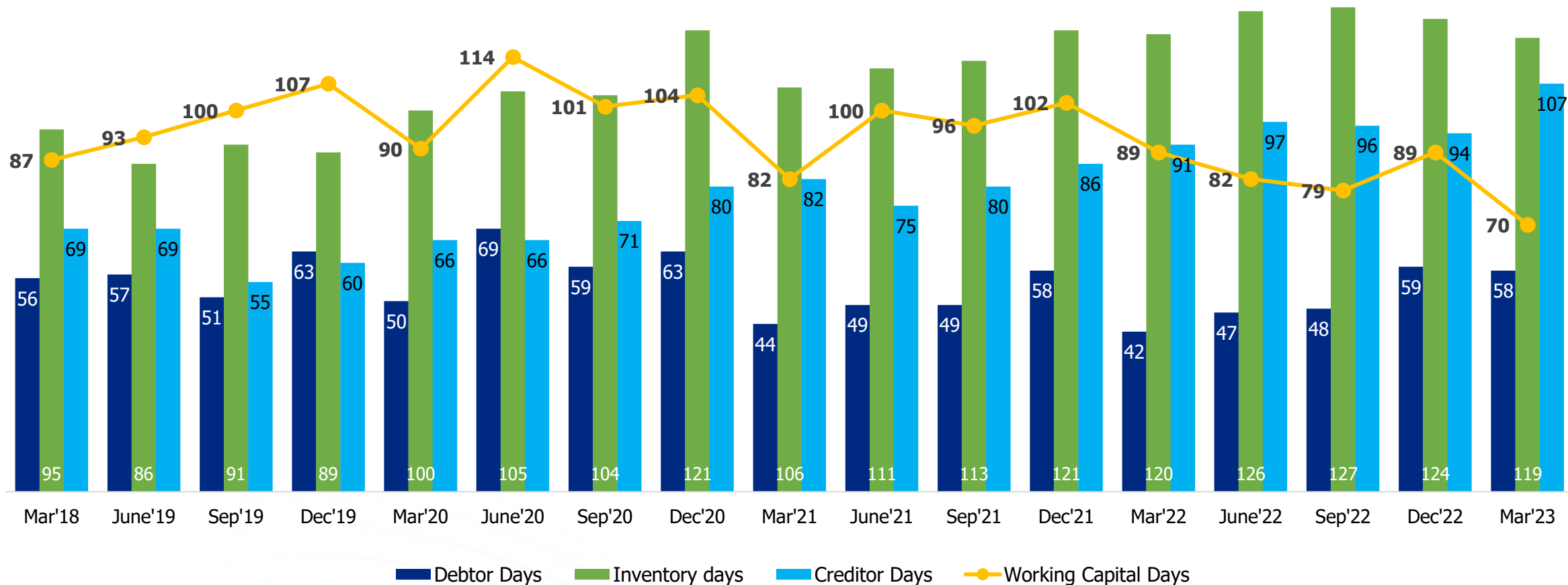


DILIP BUILDCON LIMITED
INFRASTRUCTURE & BEYOND

Particulars	Q4FY23	9MFY23	FY23
CASH FLOW FROM OPERATING ACTIVITIES			
Net profit before tax as per Statement of Profit and Loss	783	2,014	2,797
Adjustments for:			
Depreciation	929	2,952	3,881
Interest Income	(71)	(443)	(514)
Finance Income due to Unwinding of security deposit	(1)	(2)	(3)
(Profit)/Loss on sale of fixed assets	(29)	(92)	(121)
Interest expense	1,340	3,797	5,137
Provision for Expected Credit Loss	(2,016)	152	(1,864)
Remeasurements gains /(losses) on postemployment benefits	70	47	117
Bad Debts Written Off	2,134	-	2,134
Exceptional items – (Profit)/Loss on Sale of Subsidiary companies	(223)	(1,062)	(1,285)
Operating Profit Before Working Capital Changes	2,916	7,363	10,279
Working Capital Changes			
(Increase)/Decrease in Current and Non- Current Assets	(372)	(5,056)	(5,428)
Increase/(Decrease) in Current and Non-Current Liabilities	4,447	636	5,083
Increase/(Decrease) in Provisions	(111)	(83)	(194)
Cash generated from operations	6,966	2,860	9,826
Income tax refund/(paid)	(267)	1,883	1,616
NET CASH GENERATED FROM OPERATING ACTIVITIES (TOTAL A)	6,613	4,743	11,356

Particulars	Q4FY23	9MFY23	FY23
CASH FLOW FROM INVESTING ACTIVITIES			
Purchase of Fixed Assets	(329)	(554)	(883)
Sale of Fixed Assets	205	266	471
Expenditure on Capital work in progress	-	-	-
Purchase of Investments	(3,387)	(1,366)	(4,753)
Sale of Investments	319	1,753	2,072
Interest Received	71	443	514
NET CASH USED IN INVESTING ACTIVITIES (TOTAL B)	(3,121)	542	(2,579)
CASH FLOW FROM FINANCING ACTIVITIES			
(Repayment) / Proceeds of / from Equity	-	-	-
(Repayment) / Proceeds off/from Long Term Borrowings (net)	(425)	(2,746)	(3,171)
Repayment) / Proceeds off/from Short Term Borrowings (net)	(929)	2,763	1,834
Repayment) / Proceeds off/from Current Maturities of Long-Term Borrowings (net)	(916)	(1,607)	(2,523)
Interest paid	(1,340)	(3,797)	(5,137)
Finance Income due to Unwinding of security deposit	-	3	3
Dividend paid	-	(15)	(15)
NET CASH USED IN FINANCING ACTIVITIES (TOTAL C)	(3,610)	(5,399)	(9,009)

Net Working Capital Days – Quarterly

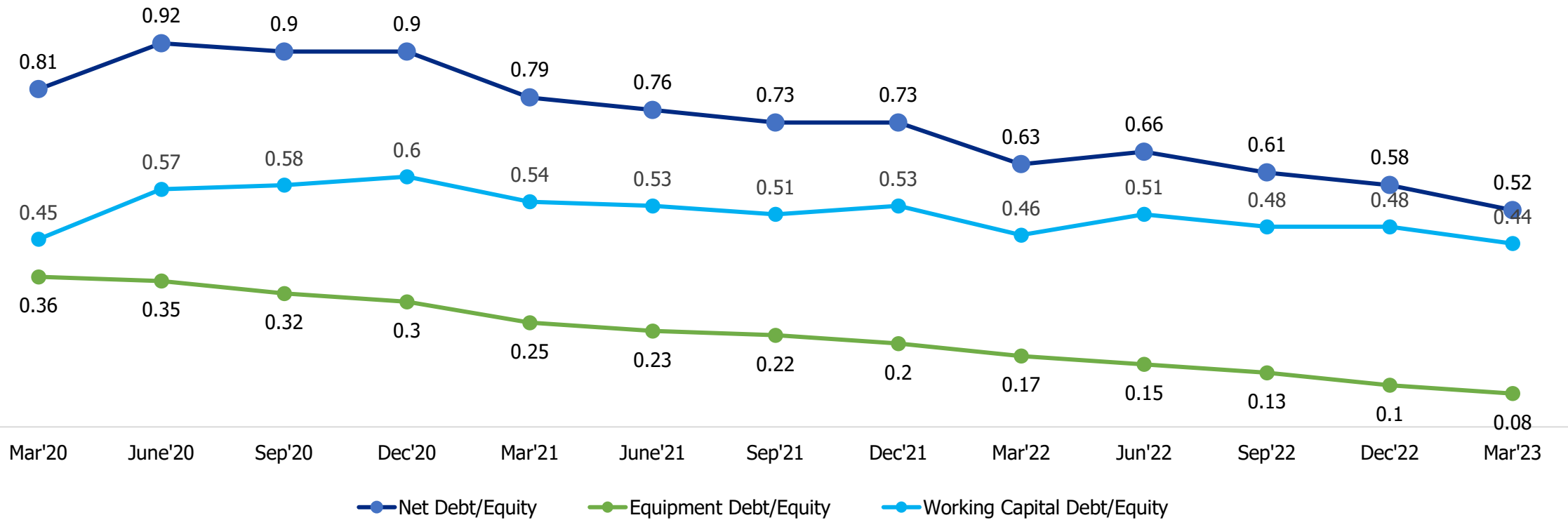


▪ Net working capital days has decreased from 89 days as on Dec'22 to 70 days as on Mar'23

Net Debt To Equity Ratio – Quarterly (Working Capital & Equipment Debt)



DILIP BUILDCON LIMITED
INFRASTRUCTURE & BEYOND



₹ Mn	Mar'20	June'20	Sep'20	Dec'20	Mar'21	Jun'21	Sep'21	Dec'21	Mar'22	Jun'22	Sep'22	Dec'22	Mar'23
Net Debt	29,343	33,586	33,335	33,915	30,988	33,869	32,553	31,457	27,389	28,879	27,064	25,914	23,760
Equity	36,060	36,431	36,869	37,842	39,172	44,433	44,306	43,210	43,361	43,567	44,222	45,012	46,031

▪ Net debt to equity ratio has decreased to 0.52 as on Mar'23 vis-à-vis 0.63 as on Mar'22 and 0.58 as on Dec'22



DILIP BUILDCON LIMITED
INFRASTRUCTURE & BEYOND



Consolidated Financial Highlights

Consolidated Profit & Loss

(₹ mn)



DILIP BUILDCON LIMITED
INFRASTRUCTURE & BEYOND

Particulars	Q4FY23	Q3FY23	Q4Y22	FY23	FY22
Revenue from Operations	28,411	23,224	26,637	1,06,436	95,664
Other income	103	285	52	680	384
Total Income	28,514	23,509	26,689	1,07,116	96,048
Expenses					
Cost of materials consumed	25,669	20,294	23,001	93,102	82,710
Changes in inventories of finished goods, Stock-in -Trade and work-in-progress	(17)	244	(258)	(718)	114
Employee benefits expense	521	603	517	2,140	2,255
Finance costs	1,282	2,011	2,564	9,014	10,570
Depreciation and amortization expense	975	1,011	982	3,985	3,998
Other expenses	533	512	1,191	2,346	2,859
Total expenses	28,963	24,674	27,997	1,09,869	1,02,505
Profit/(loss)before exceptional items and tax	(449)	(1,165)	(1,308)	(2,753)	(6,457)
Exceptional items	376	2,816	-	3,787	(578)
Profit Before Tax	(73)	1,651	(1,308)	1,034	(7,035)
Tax expenses	623	548	(897)	1,048	(1,538)
Share of Profit / (Loss) of associates	-	-	-	-	-
Profit After Tax	(696)	1,102	(411)	(14)	(5,497)



DILIP BUILDCON LIMITED
INFRASTRUCTURE & BEYOND



Divestment & Equity Investment Tracker

Divestment Status of 10 HAM Projects to Shrem InvIT



DILIP BUILDCON LIMITED
INFRASTRUCTURE & BEYOND

During March 22, DBL Group signed definitive agreements with Shrem InvIT for divestment of 10 HAM Projects for a Valuation of ₹ 23,490 mn

8* Projects Divested during FY23 with Final Valuation ₹ 17,753 mn against investment of ₹ 12,715 mn

- * 5 Projects divested (100%) & 3 Project divested (49%)
- ₹ 4,544 mn received as cash till Mar-23
- ₹ 8,685 mn received as Shrem InvIT Units till Mar-23
- ₹ 2,846 mn as Deferred consideration
- ₹ 1,678 mn receivable as consideration upon balance divestment of 51% of 3 projects

2 Projects 51% equity and 2 Projects 49% equity
Target- June-2023

3 Projects balance 51%
Target- Q2FY23 & Q3FY23



Equity Investment Tracker for HAM & Coal Projects

(₹ mn)



DILIP BUILDCON LIMITED
INFRASTRUCTURE & BEYOND

Particulars	Requirement	Actual Invested Till Mar-23	FY 23-24 Projected	FY 24-25 Projected	FY 25-26 Projected	FY 26-27 Projected
Investment in 23 HAM Projects @	32,122	17,143	7,638	4,462	2,653	226
Investment for Siarmal Coal Project #	5,767	708	619	1,210	1,179	1,254
Total Equity Commitment	37,889	17,851	8,257	5,672	3,832	1,480

@ Subject to variation if any, in financial closure of 4 new HAM projects won in FY 22-23.

Remaining Investment would be around Rs. 797 Mn, which will be invested in FY 2028-2029 in phased manner



DILIP BUILDCON LIMITED
INFRASTRUCTURE & BEYOND



Key Projects Update

Hybrid Road Projects – Progress



DILIP BUILDCON LIMITED
INFRASTRUCTURE & BEYOND

Sr. No	Project Name	Payment Milestone (Grant) Achieved	Appointed Date	% of work done as on 30.04.2023
1	DBL Chandikhole Bhadrak Highways Limited *	PCOD achieved on 24.07.2022	16.12.2018	100.00
2	DBL Rewa Sidhi Highways Private Limited *	PCOD achieved on 10.11.2022	14.12.2018	100.00
3	DBL Bangalore Nidagatta Highways Private Limited *	PCOD achieved on 12.12.2022	14.05.2019	100.00
4	DBL Nidagatta Mysore Highways Private Limited **	PCOD achieved on 09.03.2023	10.12.2019	100.00
5	Pathrapali Kathghora Highways Private Limited **	4th PM, 75% Physical Progress	04.12.2020	89.71
6	Dodaballapur- Hoskote Highways Private Limited	5th PM, 90% Physical Progress	22.02.2021	94.70
7	Repallewada Highways Limited	3rd PM, 50% Physical Progress	01.03.2021	74.66
8	Narenpur Purnea Highways Private Limited	4th PM, 75% Physical Progress	18.03.2021	76.02
9	Dhrol Bhadra Highways Limited	4th PM, 75% Physical Progress	28.10.2021	74.56
10	Bangalore Malur Highways Limited	6th PM, 50% Physical Progress	15.09.2021	53.55
11	Malur Bangarpet Highways Limited	6th PM, 50% Physical Progress	20.09.2021	53.47

* 51% Under divest **Remaining Investment would be around Rs. 797 Mn, which will be invested in FY 2028-2029 in phased manner** ment to Shrem InvIT

** Under-divestment to Shrem InvIT

Hybrid Road Projects – Progress



DILIP BUILDCON LIMITED
INFRASTRUCTURE & BEYOND

Sr. No	Project Name	Payment Milestone (Grant) Achieved	Appointed Date	% of work done as on 30.04.2023
12	DBL Viluppuram Highways Limited	7th PM, 60% Physical Progress	30.11.2021	65.69
13	DBL Poondiyankuppam Highways Limited	5th PM, 40% Physical Progress	15.11.2021	48.83
14	Bangarupalem Gudipala Highways Limited	2nd PM, 10% Physical Progress	04.10.2022	16.94
15	Sannur Bikarnakette Highways Limited	2nd PM, 10% Physical Progress	10.10.2022	18.58
16	Raipur-Visakhapatnam-CG-2 Highways Limited	1st PM, 5% Physical Progress	09.01.2023	7.80
17	Maradgi S Andola-Baswantpur Highways Limited	-	24.04.2023	-
18	Mehgama-Hansdiha Highways Limited	-	09.05.2023	-
19	Karimnagar-Warangal Highways Limited	-	Jun 2023 (E)	-
20	Urga-Pathalgaon Highways Limited	-	Sep 2023 (E)	-
21	Kodur to Vanavolu (Bengaluru – Vijaywada Economic Corridor) (Package 1)	-	Sep 2023 (E)	-
22	Odulapalle to Nallacheruvu (Bengaluru – Vijaywada Economic Corridor) (Package 4)	-	Sep 2023 (E)	-
23	Audireddipalle to Mallapalle (Bengaluru – Vijaywada Economic Corridor) (Package 7)	-	Sep 2023 (E)	-

(E) = Estimated

Key Road, Special Bridge, Tunnel and Irrigation Projects

(₹ mn)



DILIP BUILDCON LIMITED
INFRASTRUCTURE & BEYOND

Road

Project Name	Contract Value	Outstanding Order Book as on 31.03.2023	LOA Date	Date of Start	Schedule Date of Completion with EOT
Gorakhpur Link Expressway Project, Package-II	12,500	2,708	Nov-19	Jun-20	Mar-24

Special Bridge

Project Name	Contract Value	Outstanding Order Book as on 31.03.2023	LOA Date	Date of Start	Schedule Date of Completion with EOT
Extra-dosed bridge across Sharavathi backwaters	3,215	924	Jul-19	Dec-19	Nov-24
Sahibganj Bypass including Ganga Bridge and Manihari Bypass	16,965	5,998	Jul-20	Nov-20	Oct-24

Tunnel

Project Name	Contract Value	Outstanding Order Book as on 31.03.2023	LOA Date	Date of Start	Schedule Date of Completion with EOT
Rishikesh to Karanprayag (Package 9)	11,919	8,340	Aug-20	Sep-20	Nov-24
Delhi - Vadodara Greenfield Expressway (Pkg - 15)	8,929	5,944	Dec-20	Jul-21	Jan-24
Tunnels T14, T15 and T16 in Bilaspur	5,687	4,862	Feb-22	Mar-22	Mar-24

Irrigation

Project Name	Contract Value	Outstanding Order Book as on 31.03.2023	LOA Date	Date of Start	Schedule Date of Completion with EOT
Navnera Barrage	5,366	1,130	Oct-18	Oct-18	Oct-23
Bhadbhut Barrage	37,212	26,086	July-20	July-20	Oct-24

Key Metro, Airport, Water Supply and Mining Projects

(₹ mn)



DILIP BUILDCON LIMITED
INFRASTRUCTURE & BEYOND

Metro

Project Name	Contract Value	Outstanding Order Book as on 31.03.2023	LOA Date	Date of Start	Schedule Date of Completion with EOT
Bhopal Metro	2,206	305	Oct-18	Nov-18	Oct-23
Indore Metro	2,044	615	Oct-18	Dec-18	Aug-23
Surat Metro Rail Project, Phase-1 (Pkg-CS-6)	7,020	6,780	Oct-22	Oct-22	Dec-24
Ahmedabad Metro Rail Project, Phase-2 (Package C3)	7,235	7,091	Oct-22	Oct-22	Oct-24

Water Supply

Project Name	Contract Value	Outstanding Order Book as on 31.03.2023	LOA Date	Date of Start	Schedule Date of Completion with EOT
Gandhisagar-2 Multi-Village Water Supply Scheme	14,000	11,926	Aug-22	Aug-22	Dec-24
Rewa bansagar Multi Village Scheme	19471	19,047	Feb-23	Mar-23	Mar-25

Mining

Project Name	Contract Value	Outstanding Order Book as on 31.03.2023	LOA Date	Date of Start	Schedule Date of Completion with EOT
Samaleswari OCP of MCL	8,478	6,151	Dec-18	Jan-19	Mar-26
Overburden Removal – Nigahi OCP of NCL	17,989	5,171	Dec-19	Jan-20	Jun-24
Development and Operation of Siarmal Open Cast Project (MDO)	10,846	10,846	Mar-21	Jun-21	Jun-47
Amadand OCP of SECL	22,737	22,737	Dec-21	Awaited	Awaited



DILIP BUILDCON LIMITED
INFRASTRUCTURE & BEYOND



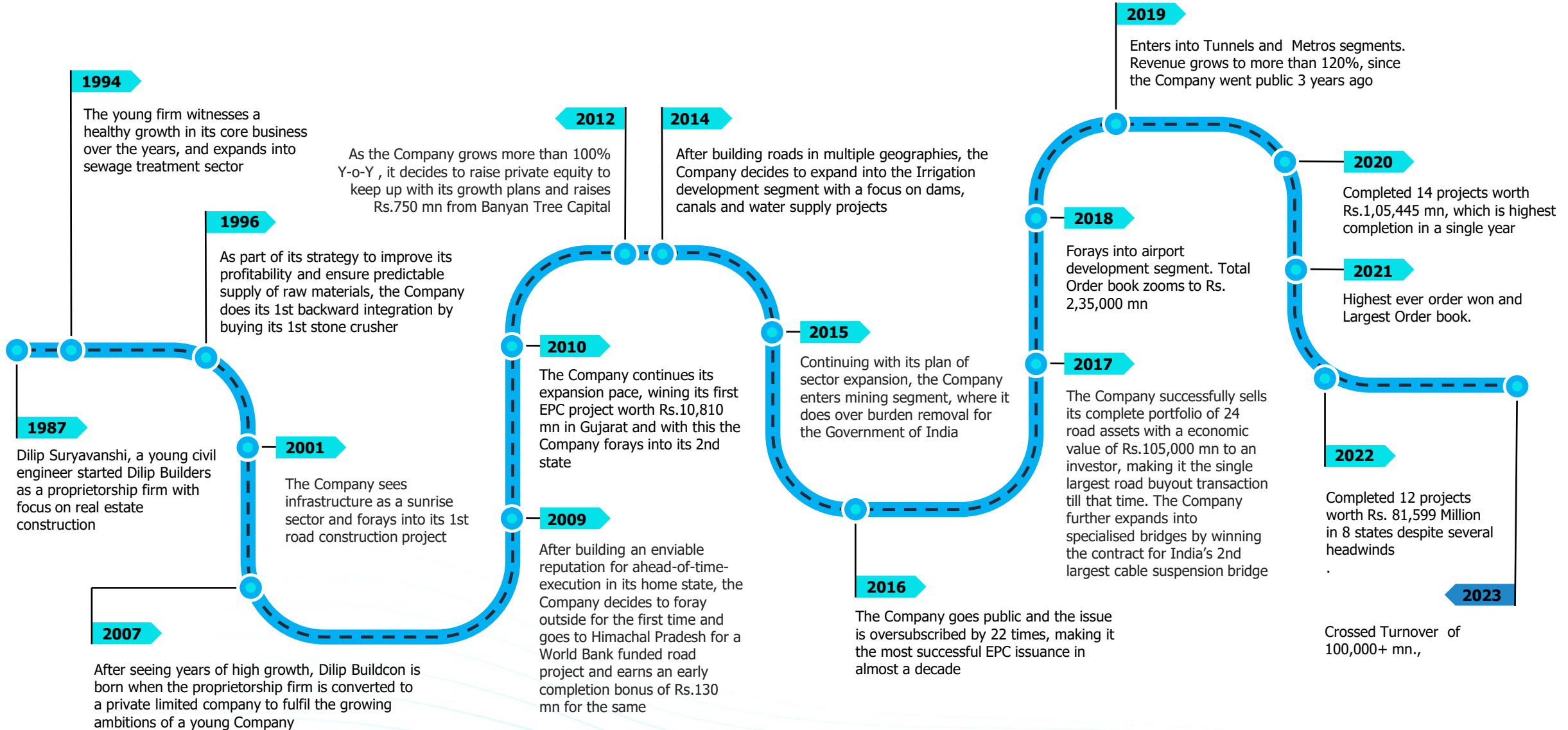
Company Overview



Our Journey



DILIP BUILDCON LIMITED
INFRASTRUCTURE & BEYOND



Backward Integration



DILIP BUILDCON LIMITED
INFRASTRUCTURE & BEYOND




Octagonal Poles



Pipe Rolling



Metal Beam
Crash Barrier



Road Marking
Paint



Bus Shelter



Sign Boards



Scaffolding



Bearing &
Expansion Joint




Reinforced
Earth Walls



Fabricated Casting
Panels and Moulds



Overhead
Gantries



Overhead
Cantilevers



Foundry

To further support our in-house execution, we have setup our own manufacturing units, which make the highest quality road furniture/ material needed for our business. It helps us control costs and timelines.



Mr. Dilip Suryavanshi

Chairman and MD

Dilip Suryavanshi is the Chairman and Managing Director of our Company. He holds a bachelors degree in civil engineering from the University of Jabalpur. He has over 40 years of experience in the business of construction. He is currently the President of the Madhya Pradesh Builders Association. As the Managing Director of our Company, he liaises with various departments of the government and also overlooks processes including tendering, bidding and planning the projects.



Mr. Devendra Jain

MD & CEO

Devendra Jain is an Executive Director and Chief Executive Officer of our Company. He holds a bachelors degree in civil engineering from Vikram University, Ujjain. He has over 23 years of experience in the business of construction. He looks after project implementation along with the quality of work and ensures timely completion of the projects undertaken by our Company.



Bharat Singh

President

Bharat Singh joined Dilip Builders in 1988, prior to which he had a sole proprietorship concern. He has 37 years work of experience in the field of construction. At DBL he is responsible for administration and management of finance and accounts.



Rohan Suryavanshi

Head – Strategy and Planning

Rohan Suryavanshi joined DBL in 2007. He holds a BA (Hons) in Commerce from the University of Pune and an MBA (Finance and Management) from The Wharton School, University of Pennsylvania. At DBL he is responsible for business strategy, financial planning, business process streamlining, and investor management.



Karan Suryavanshi

Head – Business Development

Karan Suryavanshi joined DBL in 2010. He holds a bachelor's degree in business administration from Symbiosis Centre for Management Studies. At DBL, he is responsible for planning, liaising with the government, sales, marketing, business development, and management functions.



Sanjay Bansal

Chief Financial Officer

Sanjay Kumar Bansal, 47 years of age, joined DBL in 2022. He is a Chartered Accountant and holds a Bachelor's Degree in Science from Mohanlal Sukhwadia University, Udaipur, having a total work experience of 20 years of handling Finance & Accounts which includes Corporate Finance, Treasury, Accounting, Taxation, Working Capital Management.



DILIP BUILDCON LIMITED
INFRASTRUCTURE & BEYOND

Thank You

Dilip Buildcon Limited

Plot No. 5, Inside Govind Narayan Singh Gate, Chuna Bhatti, Kolar Road, Bhopal Madhya Pradesh - 462 016

0755 - 4029999 / 0755 - 4029998

db@dilipbuildcon.co.in

L45201MP2006PLC018689



S-Ancial Technologies Pvt. Ltd.

Jill Chandrani / Hazel Rathod

Contact No : +91 75060 23955 / +91 98191 98843

E-mail : jill@s-ancial.com / hazel@s-ancial.com

215, Shivshakti Industrial Estate, J. R. Boricha Marg, Lower Parel (E), Mumbai - 400 011

