

# **Investor Presentation – Q2 FY 2016**

**October 2015**

*(Please also refer to **General Q&A** about DCB Bank dated 13 October'15 uploaded on NSE, BSE & Bank's websites)*

# Disclaimer

# DCB BANK

This presentation is strictly confidential and may not be copied, published, distributed or transmitted. The information in this presentation is being provided by DCB Bank Limited (Formerly Development Credit Bank Limited [the “Bank”]).

This presentation has been prepared for information purposes only and is not an offer or invitation, directly or indirectly, to buy or sell any securities, nor shall part, or all, of this presentation form the basis of or be relied on in connection with, any contract or investment decision in relation to any securities. This presentation is not an offer document or a prospectus under the Companies Act, 1956, as amended, the Securities and Exchange Board of India (Issue of Capital and Disclosure Requirements) Regulations, 2009, as amended and any other applicable law.

This presentation contains forward-looking statements based on the currently held beliefs and assumptions of the management of the Bank, which are expressed in good faith and, in their opinion, reasonable. Forward-looking statements involve known and unknown risks, uncertainties and other factors, which may cause the actual results, financial condition, performance, or achievements of the Bank or industry results to differ materially from the results, financial condition, performance or achievements expressed or implied by such forward-looking statements. The risks and uncertainties relating to these statements include, but are not limited to, risks and uncertainties regarding expansion plans and the benefits there from, fluctuations in our earnings, our ability to manage growth and implement strategies, intense competition in our business including those factors which may affect our cost advantage, our ability to attract and retain highly skilled professionals, changes in technology, availability of financing, our ability to successfully complete and integrate our business plans, liabilities, political instability and general economic conditions affecting our industry. Given these risks, uncertainties and other factors, recipients of this document are cautioned not to place undue reliance on these forward-looking statements. The Bank disclaims any obligation to update these forward-looking statements to reflect future events or developments.

This presentation is not an offer of securities for sale in the United States or in any other jurisdiction. Securities may not be offered or sold in the United States absent registration or an exemption from registration. No shares or other securities may be offered or sold other than in compliance with the laws of relevant jurisdictions, including the United States Securities Act of 1933, as amended.

By viewing this presentation you acknowledge that you will be solely responsible for your own assessment of the market and the market position of the Bank and that you will conduct your own analysis and be solely responsible for forming your own view of the potential future performance of the business of the Bank.

Except as otherwise noted, all of the information contained herein is preliminary and indicative and is based on management information, current plans and estimates. Industry and market-related information is obtained or derived from industry publications and has not been verified by us. The information contained in this presentation, except as otherwise noted, is only current as of the date of the presentation, is subject to change without notice. The Bank may alter, modify or otherwise change in any manner the content of this presentation, without any obligation to notify any person of such revision or changes. Persons relying on the information in this presentation should do so at their own risk and the Bank shall not be responsible for any kind of consequences or liability to any person arising out of, relying and acting upon any such information.

Financial numbers are rounded off to nearest whole number

## DCB Bank – at a glance

- DCB Bank Limited (Formerly Development Credit Bank Ltd.) <http://www.dccb.com> is a modern emerging new generation private sector bank. Present since 1930s, DCB Bank is the only co-operative bank in India to have been converted into a private sector commercial bank in 1995
- Strong presence in Gujarat, Maharashtra and Telangana resulting in sticky customer deposits from traditional customers. New branch expansion in Chhattisgarh, Madhya Pradesh, Odisha, Punjab & Rajasthan
- Distribution network of 160 branches across 109 locations and 373 ATMs

## Comprehensive product range & scalable infrastructure

- Business model focused on achieving a balance between Micro SME, SME, Retail Mortgages, Commercial Vehicle, Gold Loans, mid-Corporate and Agri / Inclusive Banking
- Comprehensive range of banking products across all businesses
- Modern systems and infrastructure to support growth- Finacle, FinnOne, CMS, Internet and Mobile banking

## Focus on building Retail Deposit franchise

- Continued focus on building Retail Deposits
- CASA of 24.10% and CRAR of 13.63% under Basel III

## Steady improvement in credit ratings

- CRISIL Rating: **A1+** for Certificate of Deposits and Short – Term Fixed Deposit Programme - *with a contracted maturity of upto one year.*
- ICRA Ratings: **A1+** for Short term Fixed Deposit Programme

## Strong promoter

- DCB Bank's promoter, Aga Khan Fund for Economic Development (AKFED) <http://www.akdn.org/akfed> is present in 17 countries employing over 47,000 people
- Promoter group holds 16.30% stake in DCB Bank

## Pedigreed board and experienced management team

- Nasser Munjee, Chairman: Ex- Executive Director – HDFC, instrumental in setting up IDFC & sits on the boards of many large Indian companies
- Murali M. Natrajan, MD & CEO: worked in Standard Chartered Bank (Global Head – SME Banking), Citibank, American Express; strong Retail Banking & SME experience in India & abroad

For detailed 'Overview', please refer to pages 35 - 40

## Financial Performance

# Highlights

# DCB BANK

INR mn	Q2 FY 2015	Q2 FY 2016	Increase/ Decrease	Q1 FY 2016 <sup>1</sup>
Net Profit	411	369	(10%)	469
Total Income	1,547	1,987	28%	2,035
Operating Profit	599	781	30%	897
Provisions Other than Tax	(138)	(217)	(58%)	(180)
Cost to Income Ratio	61.3%	60.7%	-	55.9%

INR mn	Sep 30, 2014	Sep 30, 2015
Deposits	108,999	135,573
CASA	27,751	32,669
NRI Deposits	9,922	13,048
Advances	87,931	111,809

Key Ratios	Sep 30, 2014	Sep 30, 2015
CASA Ratio	25.46%	24.10%
Gross NPA Ratio	1.90%	1.99%
Net NPA Ratio	1.07%	1.16%
Provision Coverage Ratio	76.79%	72.15%
Credit/Deposit Ratio	80.67%	82.47%
ROA (Q2 FY 2016 - Annualised)	1.25%	0.89%
ROE (Q2 FY 2016 - Annualised)	13.53%	8.92%

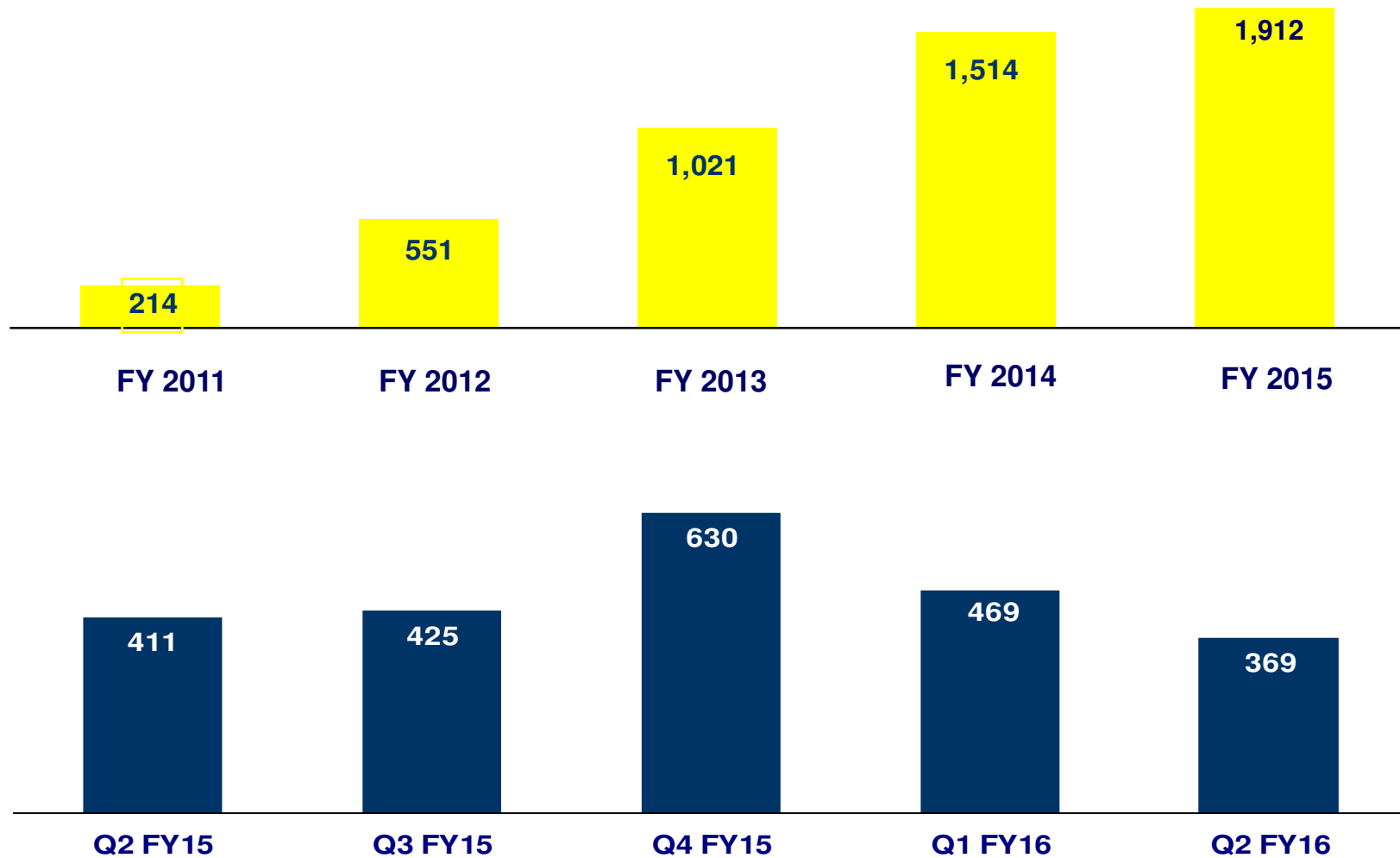
1: Includes one-off Treasury gains of INR 216 mn on sale of HTM securities transferred to AFS/HFT

# Growth in Profits

# DCB BANK

Net Profit

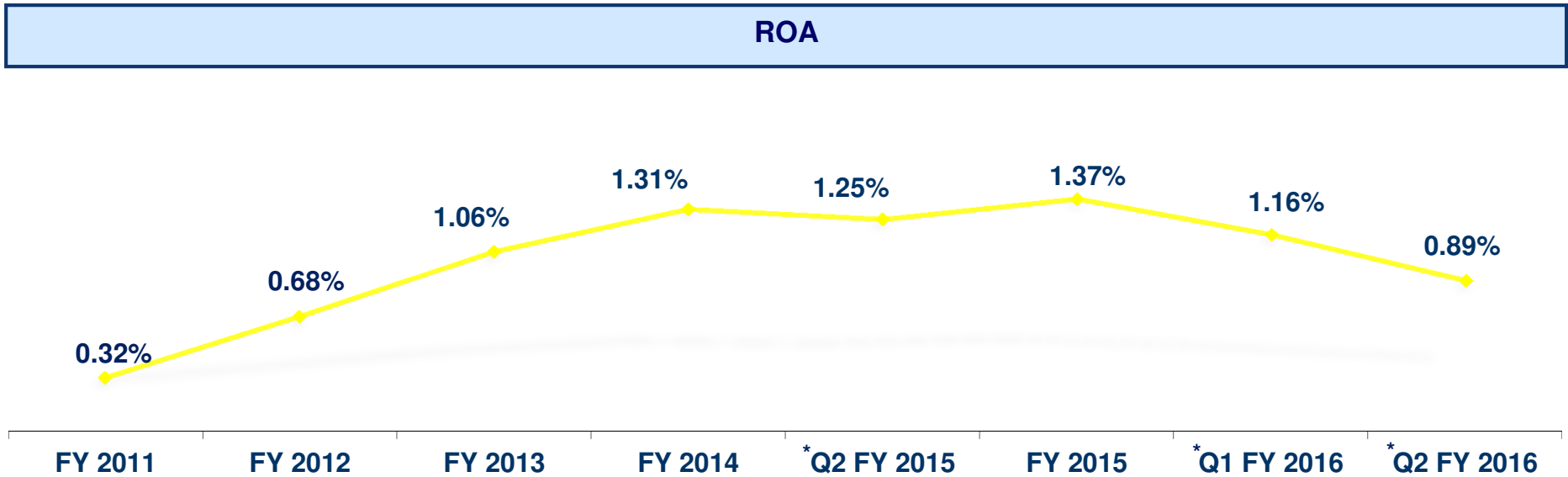
INR mn



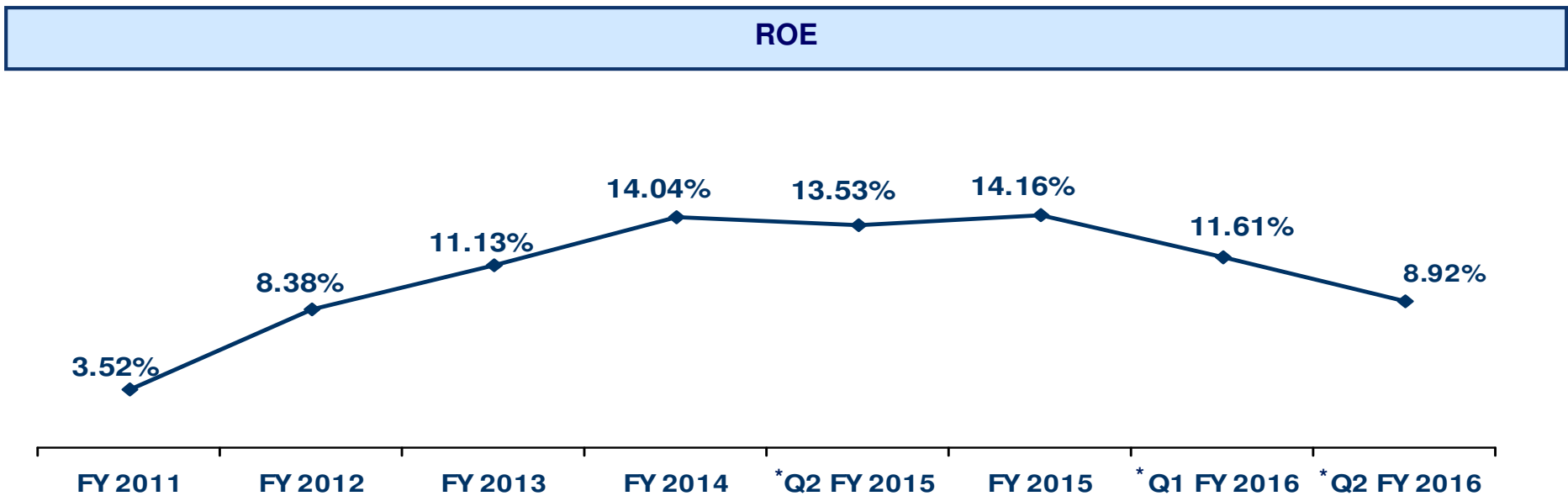
# ROA and ROE

# DCB BANK

## ROA



## ROE



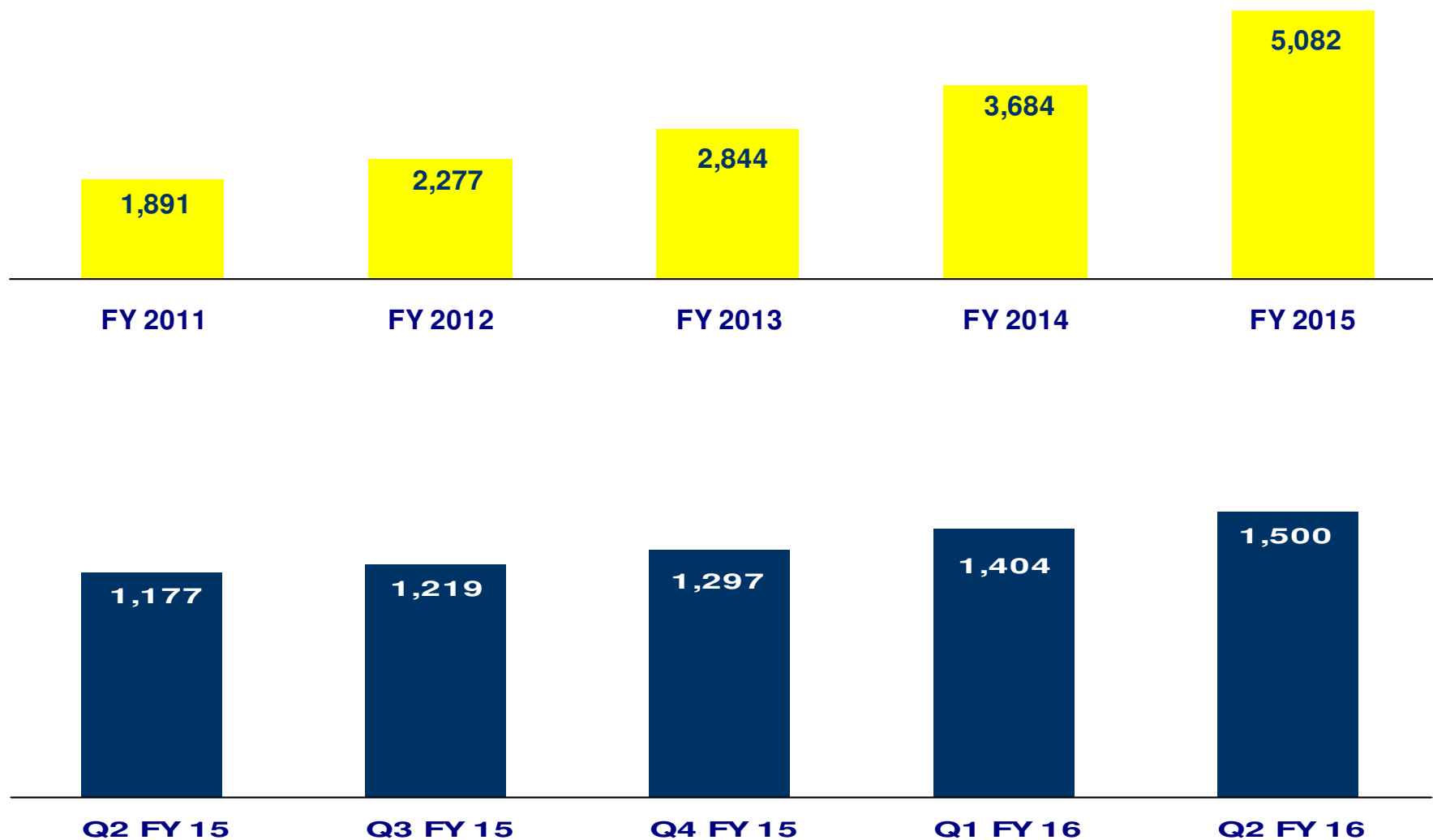
\*Ratios for Q2 FY 2015 & Q1 FY 2016 & Q2 FY 2016 are annualised

# Net Interest Income

# DCB BANK

Net Interest Income

INR mn



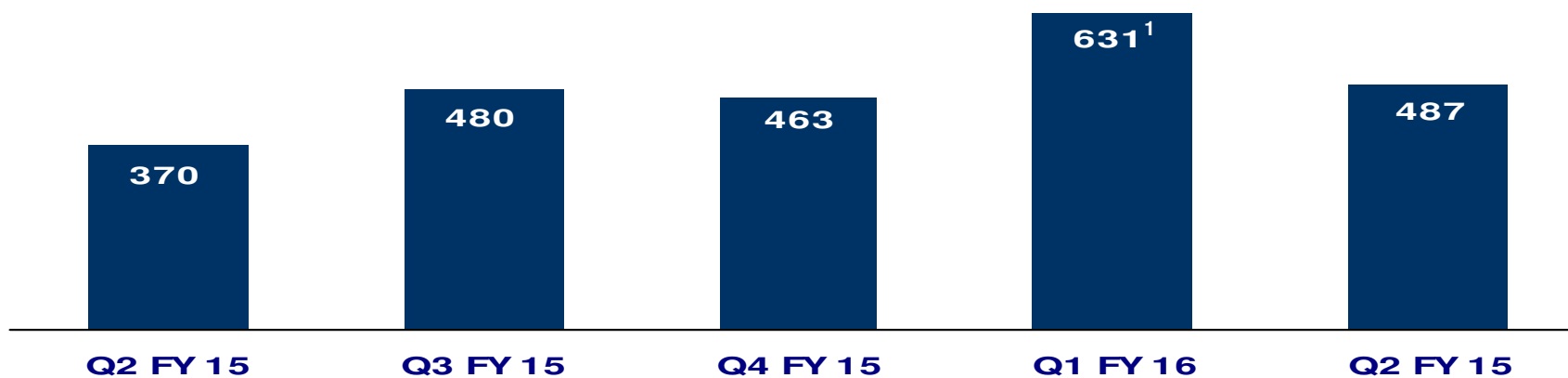
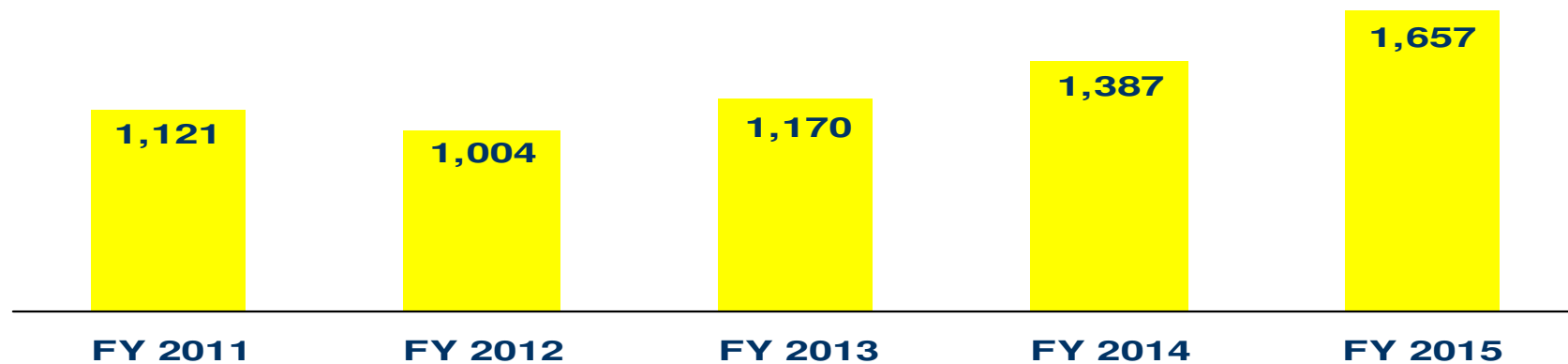


# Other Income

# DCB BANK

Other Income

INR mn



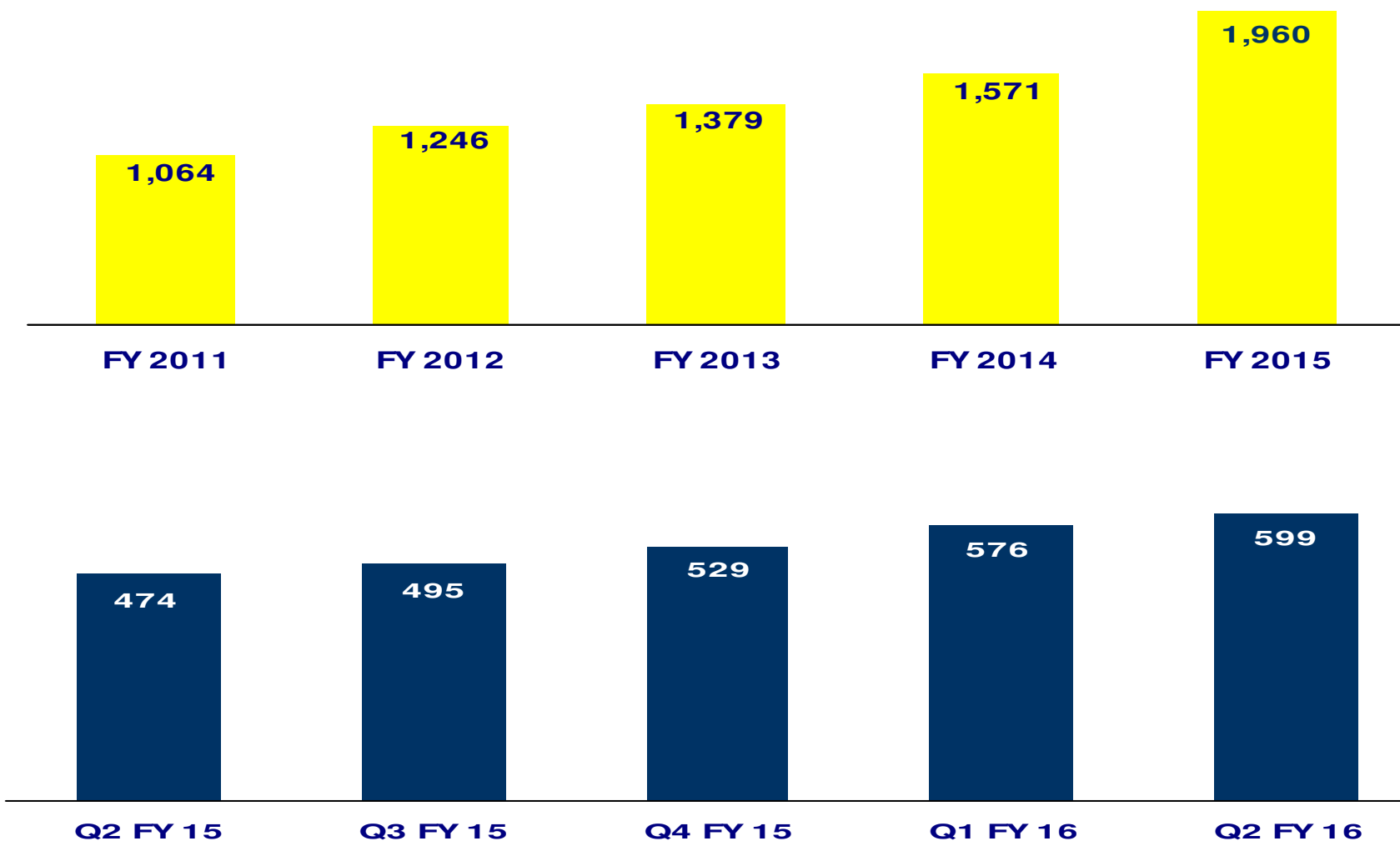
1: Includes one-off Treasury gains of INR 216 mn on sale of HTM securities transferred to AFS/HFT

# Staff Cost

# DCB BANK

Staff Cost

INR mn

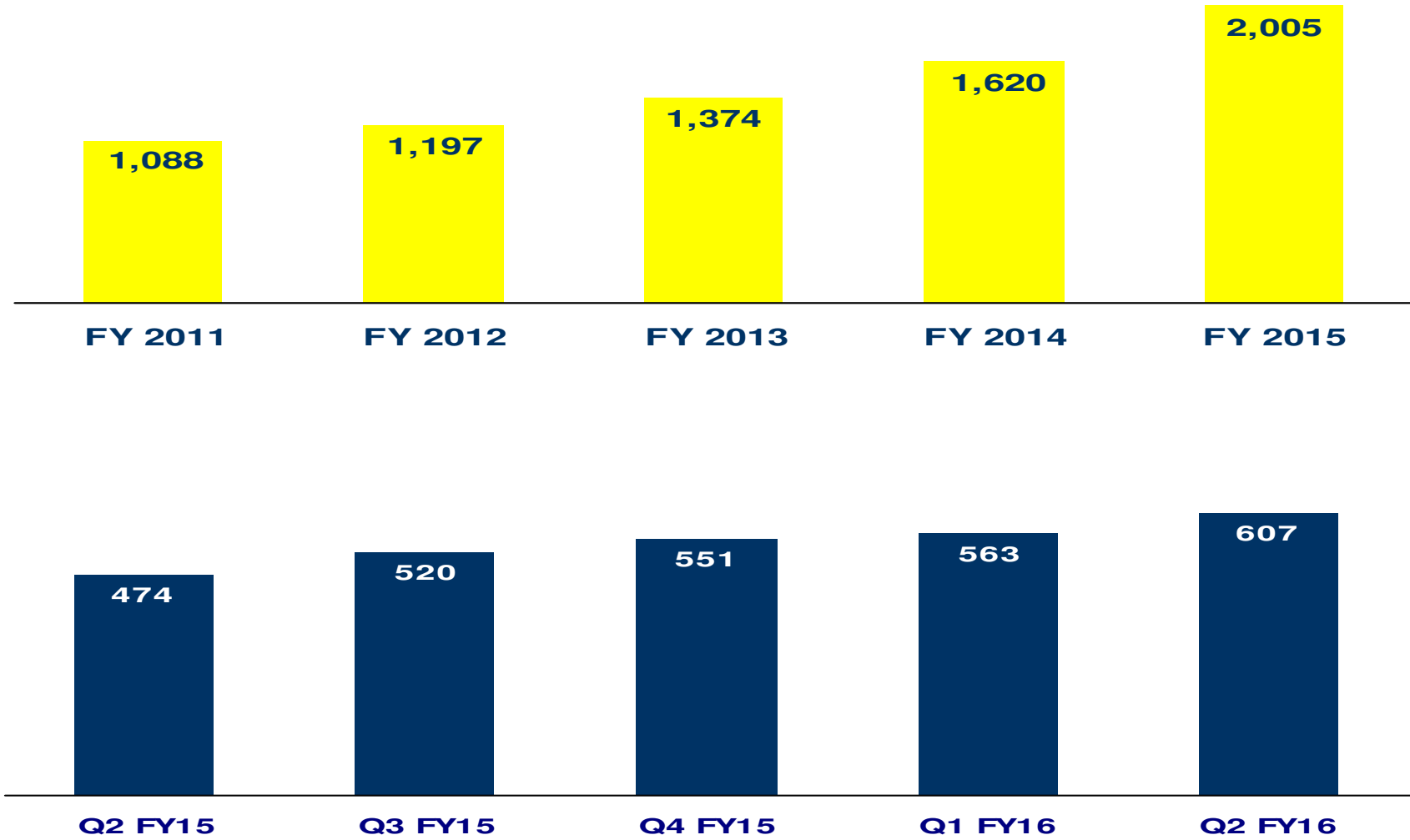


# Other Cost

# DCB BANK

Other Cost

INR mn

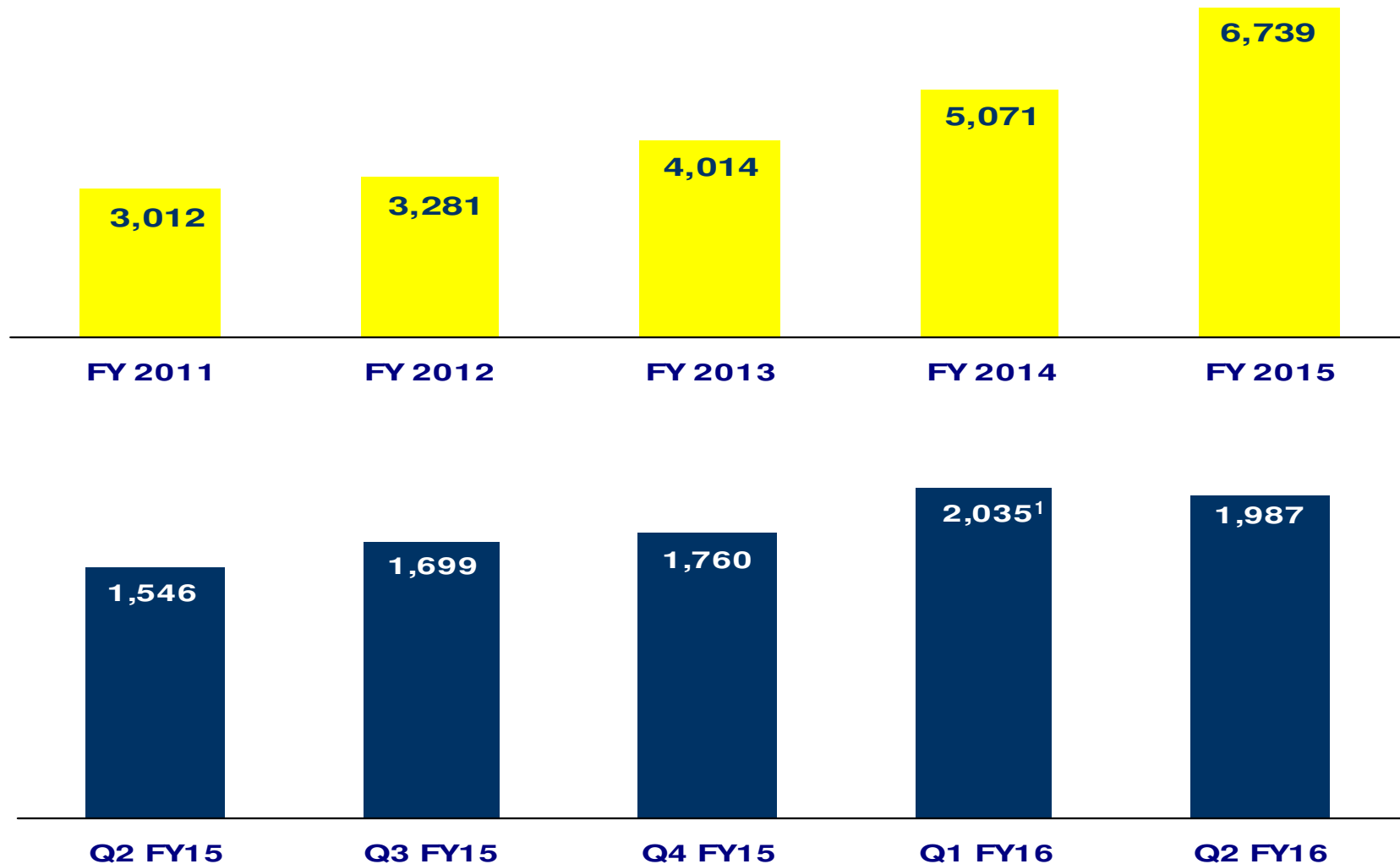


# Operating Income

# DCB BANK

Operating Income

INR mn



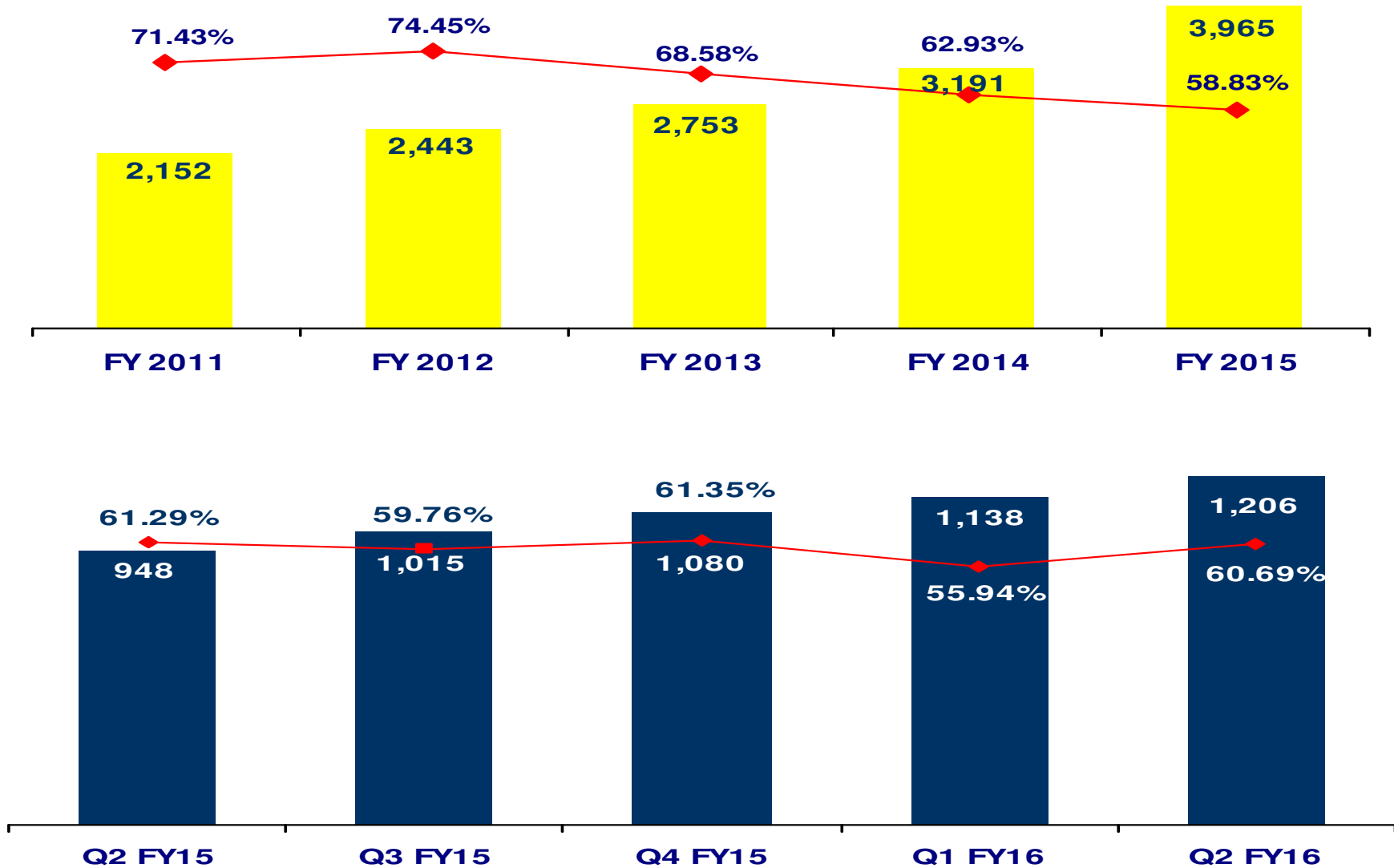
1: Includes one-off Treasury gains of INR 216 mn on sale of securities transferred from HTM to AFS/HFT

# Cost to Income

# DCB BANK

Operating Cost

INR mn

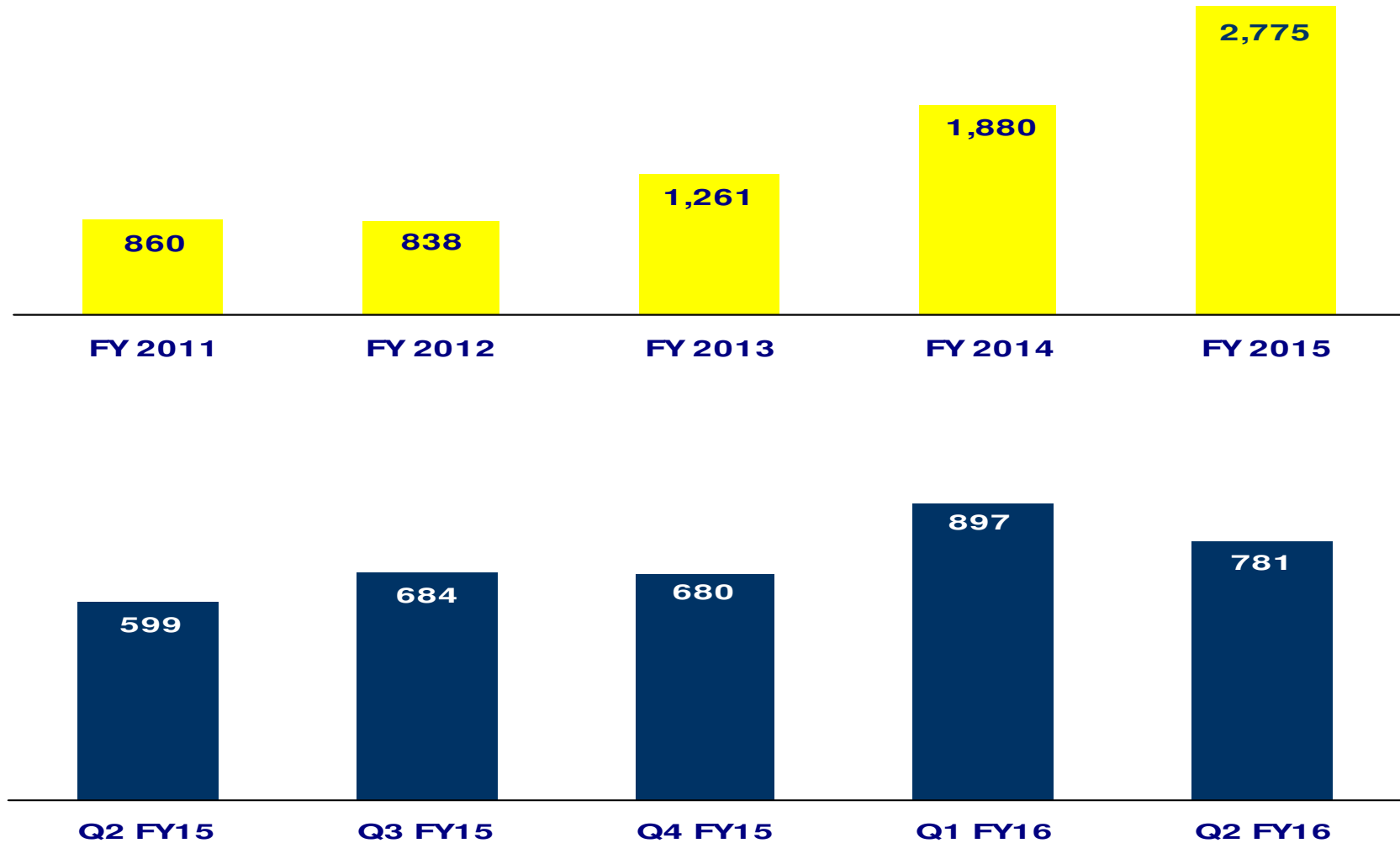


# Operating Profit

# DCB BANK

Operating Profit

INR mn

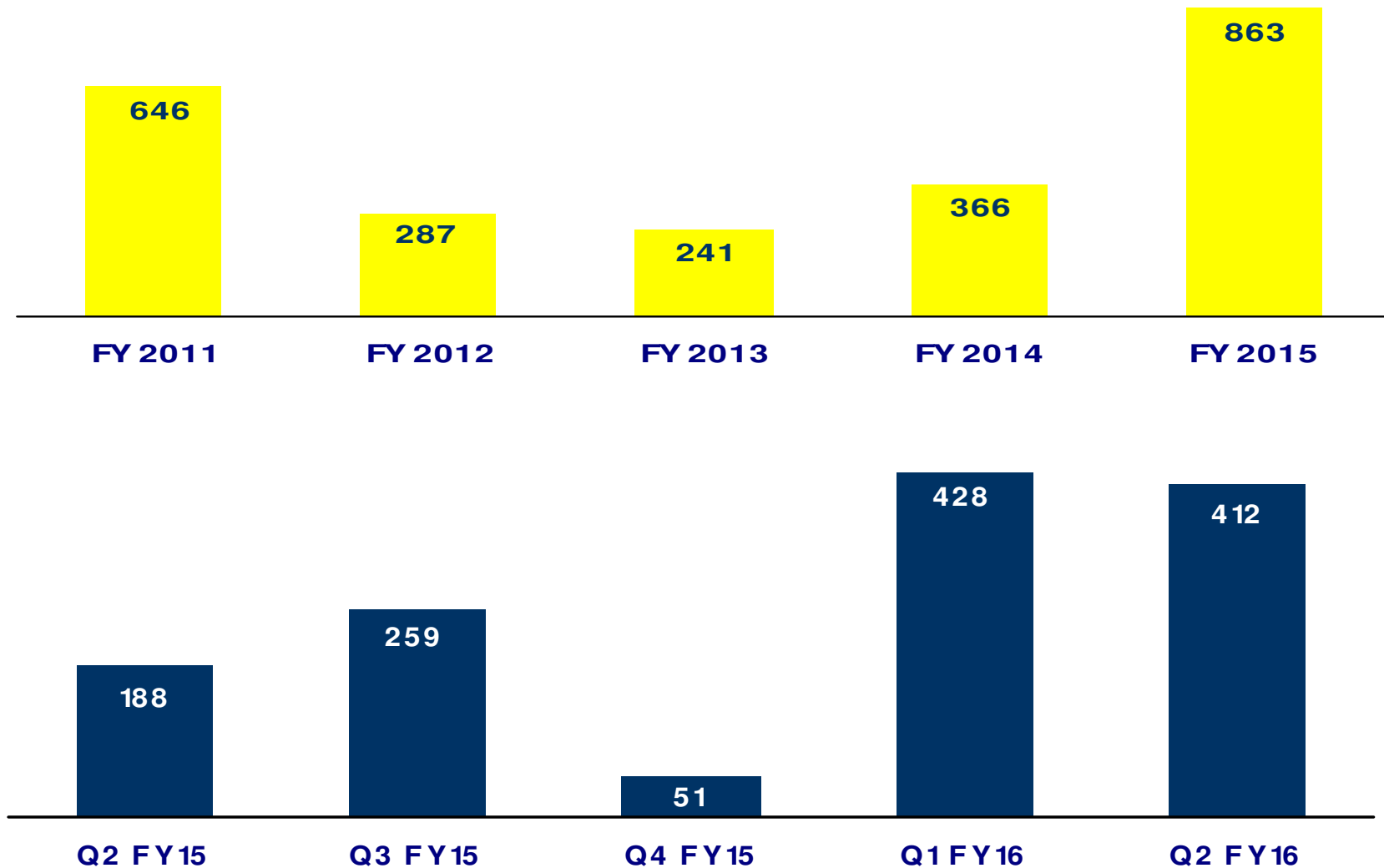


# Provisions

# DCB BANK

\*Provisions

INR mn



\*Provisions include provisions for NPAs, standard assets, floating provision, income and wealth tax, other assets, restructured advances etc. Provisions also includes depreciation on investments and sacrifice on one time settlement

# Business Trends

# DCB BANK

INR mn	Mar 31, 2011	Mar 31, 2012	Mar 31, 2013	Mar 31, 2014	Mar 31, 2015	June 30, 2015	Sept 30, 2015
<b>CASA</b>	19,755	20,347	22,716	25,813	29,501	30,569	<b>32,669</b>
<b>Retail TD<sup>1</sup></b>	27,085	34,320	43,845	55,945	73,938	78,691	<b>78,581</b>
<b>NRI Total Deposits</b>	1,815	3,084	5,222	8,303	11,297	12,205	<b>13,048</b>
<b>Mortgages</b>	10,811	15,510	23,980	31,293	44,585	47,096	<b>50,015</b>
<b>CV<sup>2</sup></b>	727	1,048	1,132	1,715	2,639	2,984	<b>3,408</b>
<b>SME / MSME<sup>3</sup></b>	10,073	14,038	14,877	13,497	13,189	12,417	<b>13,459</b>
<b>AIB<sup>4</sup></b>	8,502	8,014	7,651	11,529	16,073	16,402	<b>16,321</b>
<b>Corporate Banking</b>	11,153	11,941	15,658	20,945	24,282	21,586	<b>21,966</b>

1: Retail Term Deposits, 2: Commercial Vehicles, 3: Micro Small & Medium Enterprises, 4: Agriculture & Inclusive Banking

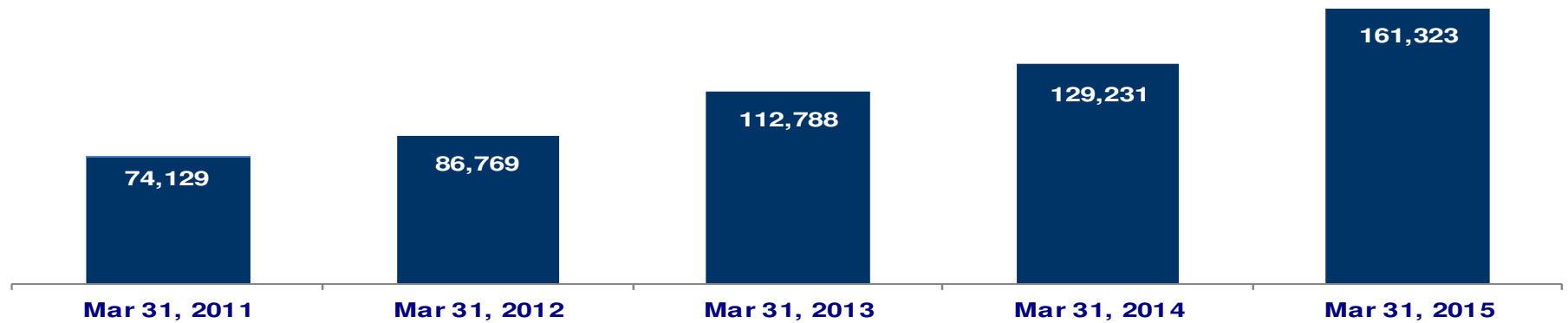


# Balance Sheet

# DCB BANK

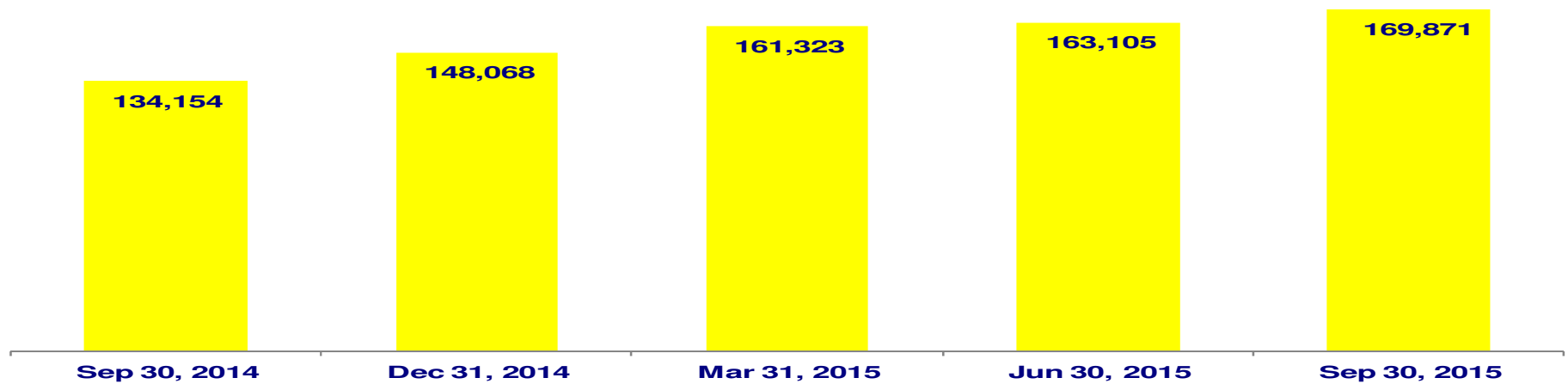
Total Assets

INR mn



Total Assets

INR mn

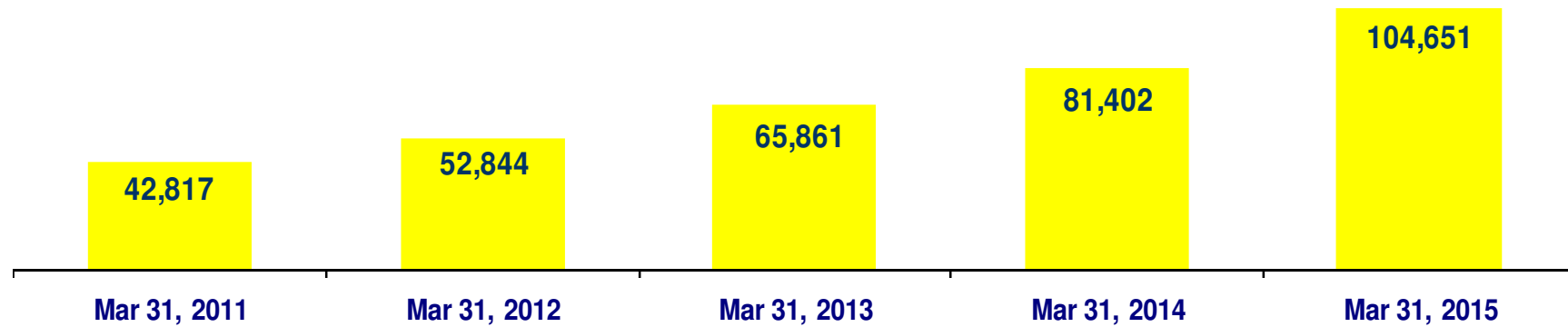


# Balance Sheet

# DCB BANK

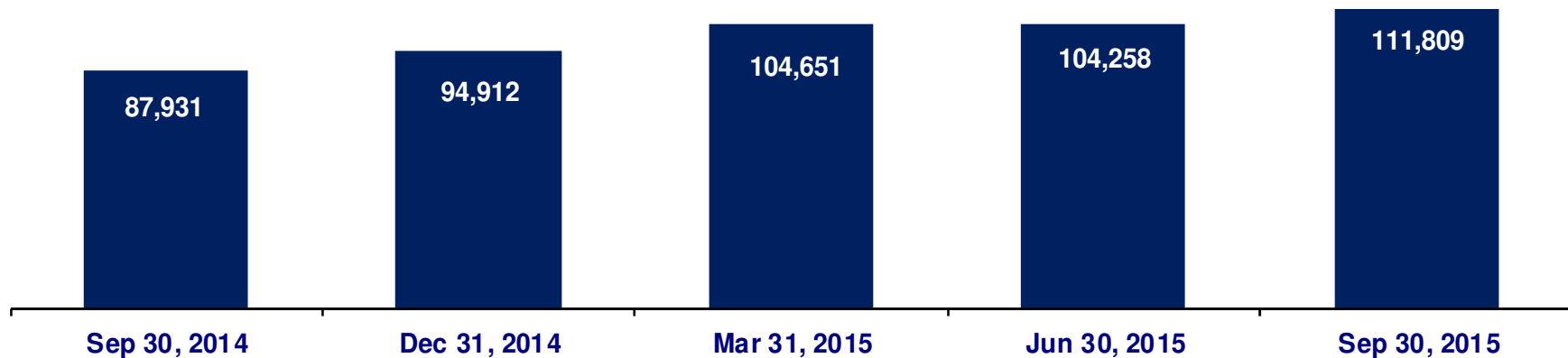
Net Advances\*

INR mn



Net Advances\*

INR mn



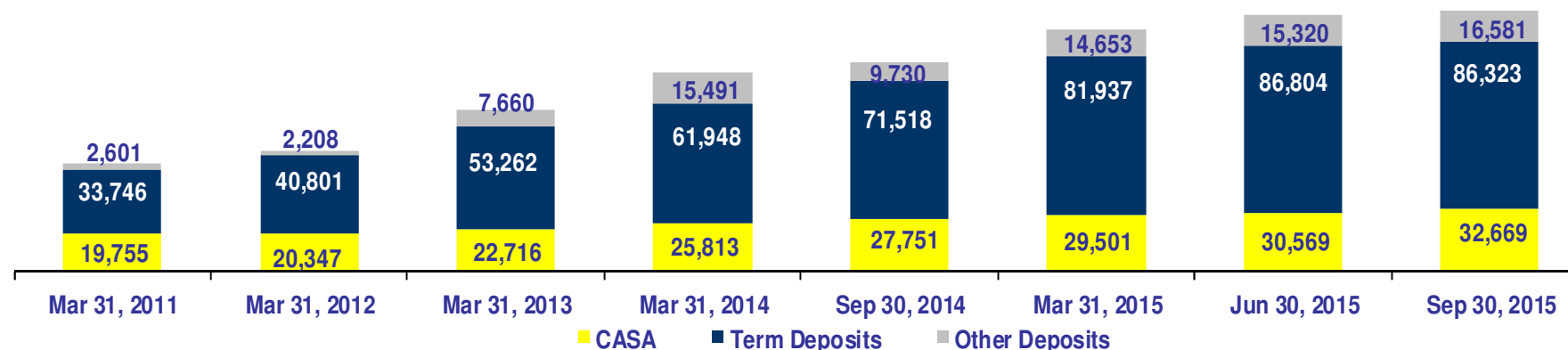
\* Net Advances – Gross advances less (net of) provisions

# Build Stable Deposit Base

# DCB BANK

## Deposits

INR mn



INR mn	Mar 31, 2011	Mar 31, 2012	Mar 31, 2013	Mar 31, 2014	Sep 30, 2014	Mar 31, 2015	Jun 30, 2015	Sep 30, 2015
<b>Total Deposits</b>	56,102	63,356	83,638	103,252	108,999	126,091	132,693	135,573

	Mar 31, 2011	Mar 31, 2012	Mar 31, 2013	Mar 31, 2014	Sep 30, 2014	Mar 31, 2015	Jun 30, 2015	Sep 30, 2015
<b>Retail Deposits vs Total Deposits</b>	81.17%	84.42%	77.39%	76.94%	82.82%	80.00%	80.67%	80.12%
<b>CASA %</b>	35.21%	32.12%	27.16%	25.00%	25.46%	23.40%	23.04%	24.10%

Access to low cost stable funding source to support Advances growth without undue reliance on volatile wholesale funding

# Deposits Per Branch

# DCB BANK

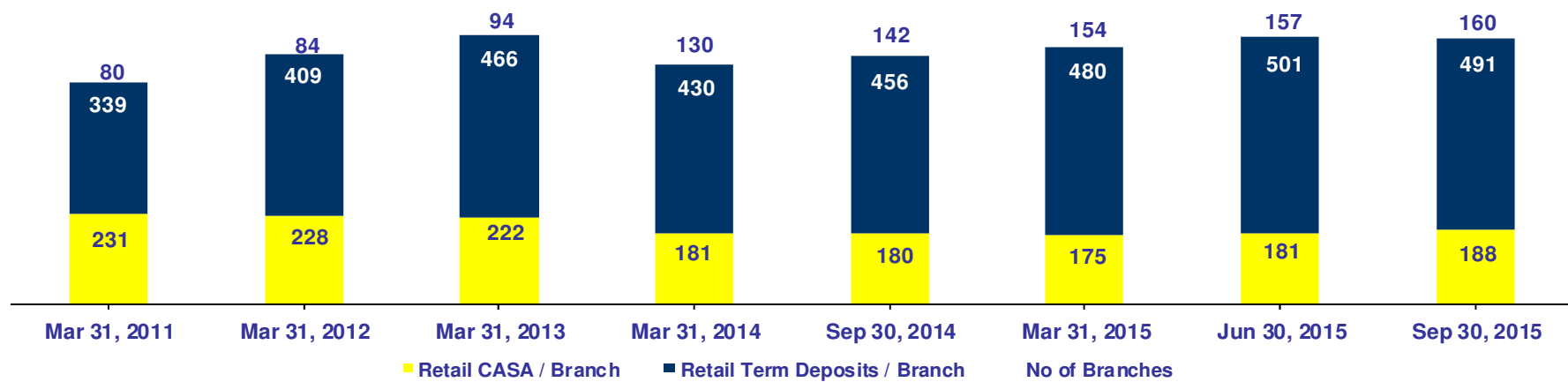
## Retail CASA & Retail Term Deposits

INR mn

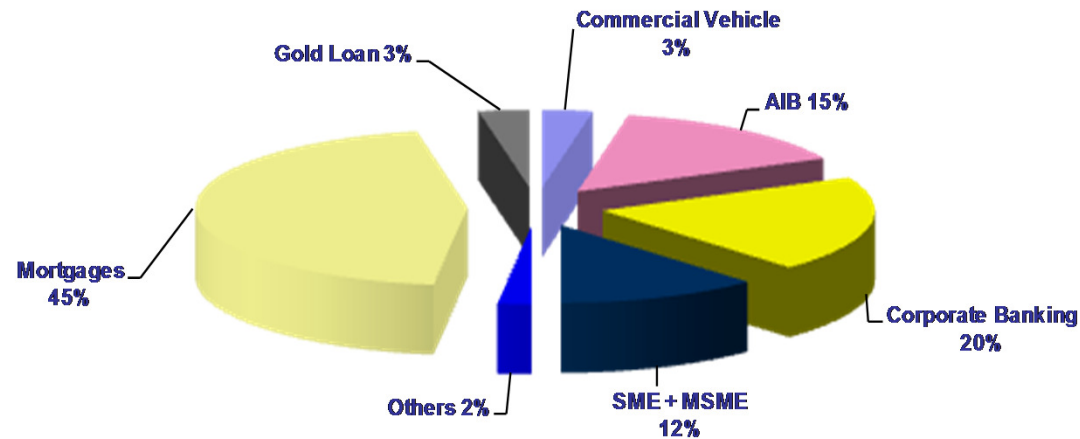


## Retail Deposits / Branch

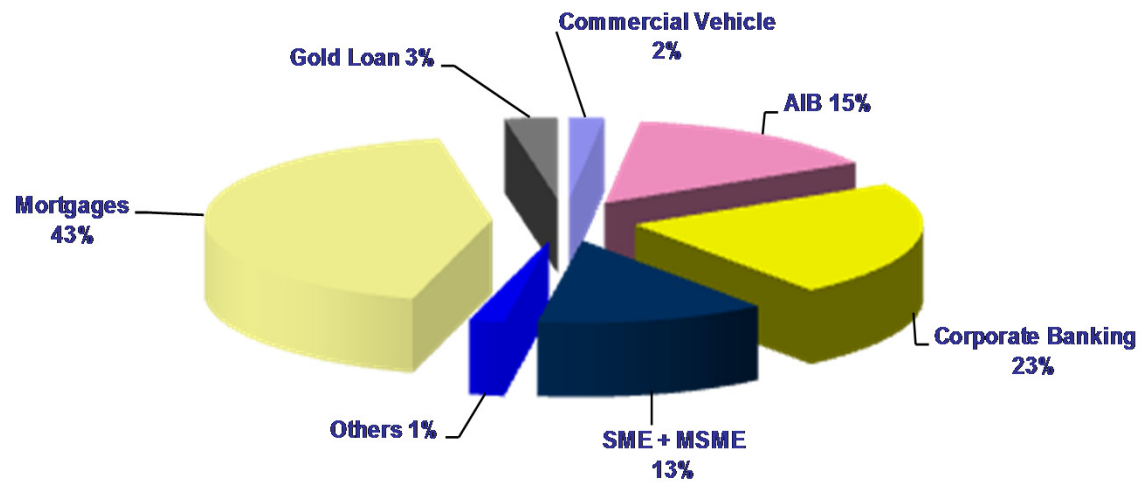
INR mn



Portfolio\* as on Sep 30, 2015



Portfolio\* as on Mar 31, 2015

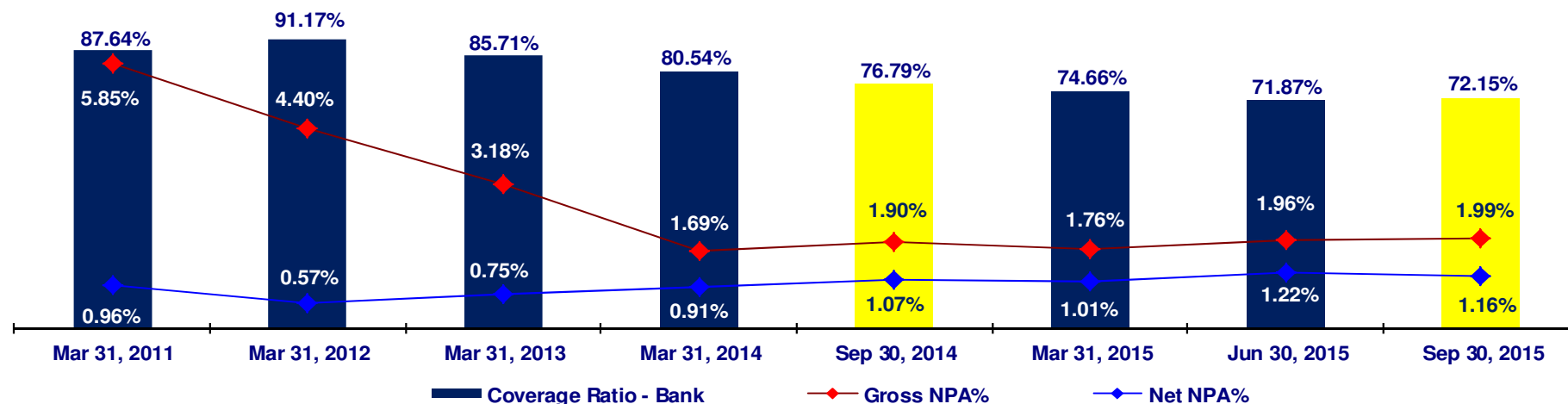


\*AIB – Agriculture & Inclusive Banking, SME - Small & Medium Enterprises, MSME - Micro SME

# Strong Provision Coverage

# DCB BANK

## Key Ratios



INR mn	Mar 31, 2011	Mar 31, 2012	Mar 31, 2013	Mar 31, 2014	Sep 30, 2014	Mar 31, 2015	Jun 30, 2015	Sep 30, 2015
<b>Mortgages</b>	138	103	197	240	294	362	349	466
<b>SME + MSME</b>	110	141	576	873	900	273	284	486
<b>Corporate</b>	588	627	473	154	267	919	1,016	919
<b>CV/CE/STVL*</b>	452	322	253	36	60	88	70	74
<b>PL**</b>	1,293	1,196	620	3	2	2	1	0
<b>Others</b>	55	29	31	79	165	217	344	298
<b>Gross NPA</b>	<b>2,636</b>	<b>2,418</b>	<b>2,150</b>	<b>1,385</b>	<b>1,688</b>	<b>1,861</b>	<b>2,064</b>	<b>2,243</b>
<b>Net NPA***</b>	<b>412</b>	<b>302</b>	<b>491</b>	<b>740</b>	<b>943</b>	<b>1,057</b>	<b>1,270</b>	<b>1,302</b>

\*CV / CE / STVL represents Commercial Vehicle, Construction Equipment and Small Ticket Vehicle Loan

\*\*PL – Personal Loan

\*\*\*Net NPA = Gross NPA – (Balance in Interest Suspense account + DICGC/ECGC claims received and held pending adjustment + Part payment received and kept in suspense account + total provisions held)

# Gross NPA Movement

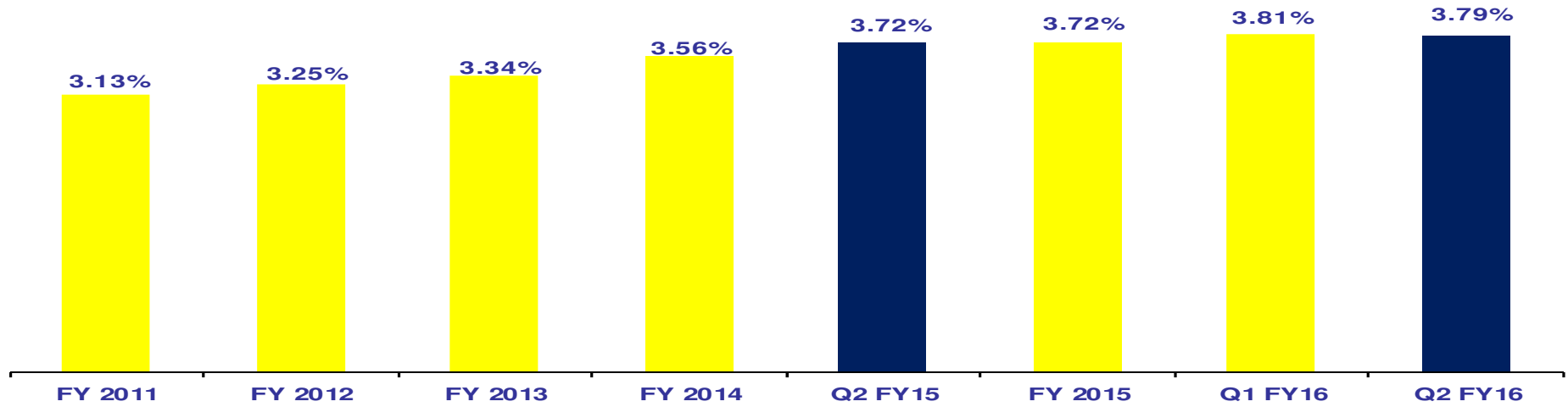
# DCB BANK

INR mn	Q2 2014-15	FY 2014-15	Q2 2015-16
<b>Opening Balance of NPAs</b>	<b>1,492</b>	<b>1,385</b>	<b>2,064</b>
<b>Add:</b>			
<b>Fresh Slippages</b>	<b>418</b>	<b>1,706</b>	<b>621</b>
<b>Addition to Existing NPAs</b>	<b>0.4</b>	<b>33</b>	<b>0.7</b>
<b>Less:</b>			
<b>Recoveries</b>	<b>93</b>	<b>534</b>	<b>213</b>
<b>Upgradation</b>	<b>101</b>	<b>258</b>	<b>160</b>
<b>Write Offs / Sacrifice on OTS</b>	<b>28</b>	<b>471</b>	<b>70</b>
<b>Closing Balance of NPAs</b>	<b>1,688</b>	<b>1,861</b>	<b>2,243</b>
<b>Gross Slippage Ratio (annualised)</b>	<b>2.03%</b>	<b>2.11%</b>	<b>2.41%</b>

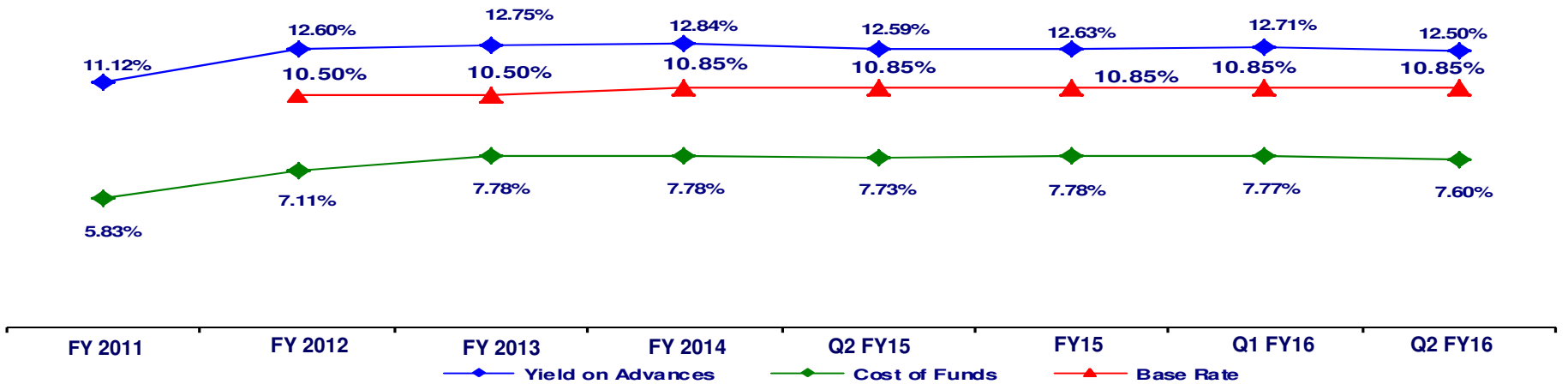
# Yield, Cost of Funds and NIM

# DCB BANK

## Net Interest Margin



## Yield on Advances, Base Rate & Cost of Funds

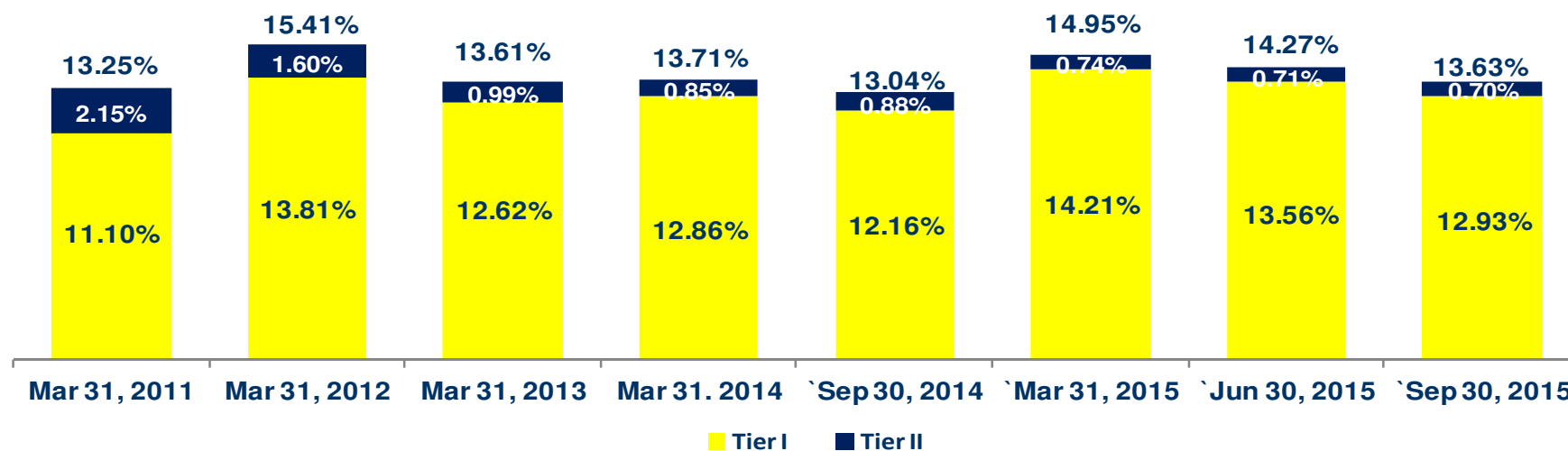




# Capital Adequacy

# DCB BANK

## Capital Adequacy Ratios – Basel III



INR mn	Mar 31, 2011	Mar 31, 2012	Mar 31, 2013	Mar 31, 2014	Sep 30, 2014	Mar 31, 2015	Jun 30, 2015	Sep 30, 2015
Risk Weighted Assets (RWA)	50,217	57,907	74,029	85,110	89,679	105,973	111,128	116,268

Capital Adequacy Ratio are under Basel III from September 30, 2013 (Prior period ratios are under Basel II)

# Other Income

# DCB BANK

INR mn	FY 2011	FY 2012	FY 2013	FY 2014	FY 2015	Q2 FY15	Q1 FY 16	Q1 FY 16
<b>Commission, exchange and brokerage</b>	683	786	893	999	1,193	296	299	351
<b>Sale of investments</b>	253	118	139	225	277	40	284	52
<b>Sale of land, buildings and other assets</b>	11	(28)	(17)	(4)	(1)	(1)	(3)	0
<b>Exchange transactions</b>	90	69	72	57	76	15	31	47
<b>Bad Debt Recovered</b>	6	10	53	75	90	16	11	26
<b>Miscellaneous income</b>	78	49	30	35	22	4	9	11
<b>Total</b>	<b>1,121</b>	<b>1,004</b>	<b>1,170</b>	<b>1,387</b>	<b>1,657</b>	<b>370</b>	<b>631</b>	<b>487</b>

INR mn	Mar 31, 2011	Mar 31, 2012	Mar 31, 2013	Mar 31, 2014	Mar 31, 2015	Sept 30, 2015
SLR	17,512	20,219	24,332	28,072	34,750	37,429
Non-SLR	1,007	774	5,552	4,236	4,872	3,222
<b>Total Investments*</b>	<b>18,519</b>	<b>20,993</b>	<b>29,884</b>	<b>32,308</b>	<b>39,622</b>	<b>40,651</b>
HTM	14,415	16,660	19,903	22,603	27,567	28,313
AFS	3,029	3,541	5,155	7,684	9,484	10,910
HFT	1,075	792	4,826	2,021	2,571	1,428
<b>Total Investments*</b>	<b>18,519</b>	<b>20,993</b>	<b>29,884</b>	<b>32,308</b>	<b>39,622</b>	<b>40,651</b>

Modified Duration	Mar 31, 2011	Mar 31, 2012	Mar 31, 2013	Mar 31, 2014	Mar 31, 2015	Sept 30, 2015
AFS+HFT	0.45	0.61	0.77	0.34	1.32	1.35

Note: Investment in NABARD RIDF, SIDBI, NHB towards priority sector shortfall, earlier classified as Investments, are now being classified as "Other Assets" as per RBI circular dated July 16, 2015  
 Total Investment: Represents Net investments (HTM – Held To Maturity, AFS – Available For Sale, HFT – Held For Trading)

# Balance Sheet

# DCB BANK

INR mn	Mar 31, 2011	Mar 31, 2012	Mar 31, 2013	Mar 31, 2014	Sept 30, 2014	Mar 31, 2015	Sept 30, 2015
Shareholder's Equity	6,215	8,614	10,031	11,540	12,351	15,886	16,784
Deposits	56,102	63,356	83,638	103,252	108,999	126,091	135,573
Borrowings <sup>1</sup>	8,607	11,235	15,256	8,602	6,839	11,638	8,324
Other Liabilities & Provisions <sup>1</sup>	3,205	3,565	3,863	5,839	5,965	7,708	9,190
Cash, Inter-bank, etc	4,871	4,566	8,833	6,896	8,888	7,192	7,744
Investments <sup>2</sup>	18,519	20,993	29,884	32,308	29,539	39,622	40,651
Advances	42,817	52,844	65,861	81,402	87,931	104,651	111,809
Fixed Assets	1,275	1,846	2,395	2,386	2,284	2,367	2,494
Other Assets <sup>2</sup>	6,647	6,520	5,817	6,239	5,512	7,492	7,174
Credit Deposit Ratio	76.32%	83.41%	78.74%	78.84%	80.67%	83.00%	82.47%

INR mn	Mar 31, 2011	Mar 31, 2012	Mar 31, 2013	Mar 31, 2014	Sept 30, 2014	Mar 31, 2015	Sept 30, 2015
CASA	19,755	20,347	22,716	25,813	27,751	29,501	32,669
Other Deposits	36,347	43,009	60,922	77,439	81,248	96,590	102,904
Total Deposits	56,102	63,356	83,638	103,252	108,999	126,091	135,573
CASA Ratio	35.21%	32.12%	27.16%	25.00%	25.46%	23.40%	24.10%

1 : Subordinated Debt included in Borrowings as per RBI guidelines

2: Investment in NABARD RIDF, SIDBI, NHB towards priority sector shortfall, earlier classified as Investments, are now being classified as "Other Assets" as per RBI circular dated July 16, 2015

# Profit & Loss

# DCB BANK

INR mn	FY 2011	FY 2012	FY 2013	FY 2014	FY 2015
Net Interest Income	1,891	2,277	2,844	3,684	5,082
Other Income	1,121	1,004	1,170	1,387	1,657
Operating Income	3,012	3,281	4,014	5,071	6,739
Operating Expenses	(2,152)	(2,443)	(2,753)	(3,191)	(3,965)
Operating Profit	860	838	1,261	1,880	2,774
Provisions other than Tax	(646)	(287)	(240)	(366)	(694)
Profit Before Tax	214	551	1,021	1,514	2,080
Tax	0	0	0	0	168
Profit After Tax	214	551	1,021	1,514	1,912
Cost Income Ratio	71.43%	74.45%	68.58%	62.93%	58.83%

# Profit & Loss

# DCB BANK

INR mn	Q2 FY15	Q3 FY15	Q4 FY15	Q1 FY16	Q2 FY16
Net Interest Income	1,177	1,219	1,297	1,404	<b>1,500</b>
Other Income	370	480	463	631	<b>487</b>
Operating Income	1,547	1,699	1,760	2,035	<b>1,987</b>
Operating Expenses	(948)	(1,015)	(1,080)	(1,138)	<b>(1,206)</b>
Operating Profit	599	684	680	897	<b>781</b>
Provisions Other than Tax	(138)	(184)	(143)	(180)	<b>(217)</b>
Profit Before Tax	461	500	537	716	<b>564</b>
Tax	(50)	(75)	93	(248)	<b>(195)</b>
Profit After Tax	411	425	630	469	<b>369</b>
Cost Income Ratio	61.29%	59.76%	61.35%	55.94%	<b>60.69%</b>

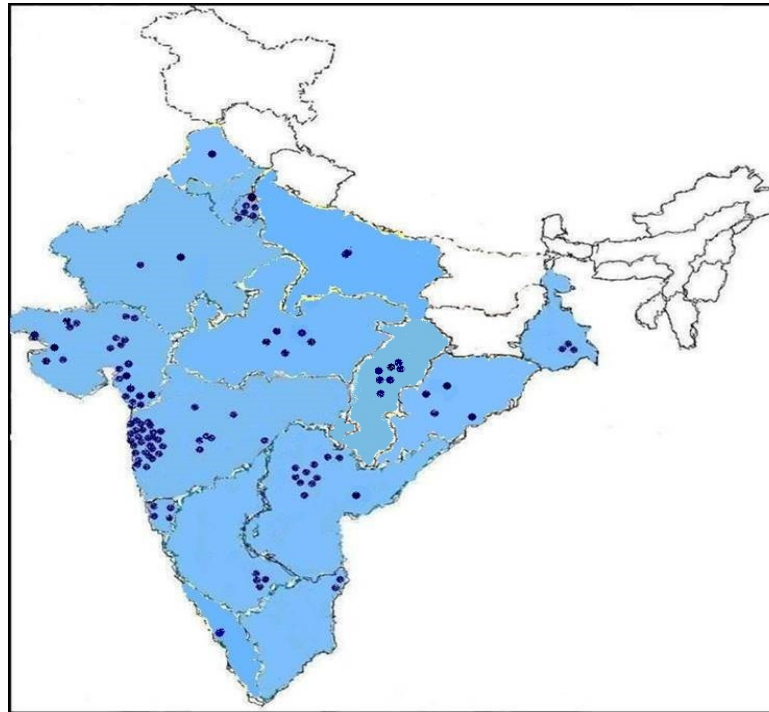
**Business Strategy**

# Steady growth Branch Network Sept 30, 2015

# DCB BANK

## Branch Network

State	Branches
ANDHRA PRADESH	5
CHATTISGARH	6
GOA	4
GUJARAT	25
HARYANA	4
KARNATAKA	4
KERALA	1
MADHYA PRADESH	14
MAHARASHTRA • Mumbai & suburbs	38 27
NEW DELHI	7
ODISHA	14
PUNJAB	8
RAJASTHAN	6
TAMIL NADU	6
TELANGANA	13
UTTAR PRADESH	2
WEST BENGAL	3



At a Glance	
Branches	160
ATMs	373
**Network	35,000 +

Particulars	No. of Branches	%
Metro	53	33
Urban	23	15
Semi Urban	47	29
Rural	37	23
<b>Total</b>	<b>160</b>	<b>100</b>

\* Branch locations as shown on the map are approximate may not represent the exact location

\*\* Tie up with Euronet enables DCB Bank customers to access VISA ATMs across the world



# Comprehensive Products and Services

# DCB BANK

## Retail Banking

### Deposit Products:

- Current and Savings
- Term Deposits
- NRI Deposits
- Corporate Salary
- POS Terminals
- Lockers

### Cards:

- ATM Card
- Debit Card
- Gift Card
- Secured Card
- Credit Card\*
- Co-branded Prepaid Card

### Payments:

- Remittances
- Bill / Utility Payments
- RTGS / NEFT
- On-line ShareTrading/  
Demat
- Tax Payments
- Visa Money Transfer

### Loans:

- Auto Loans\*
- Commercial Vehicle
- Construction Equipment\*
- Loan Against Gold
- Home Loans
- Loan Against Property
- Loan Against Shares
- Tractor Loans

### Wealth Management:

- Mutual Funds
- Life Insurance and General Insurance

### Services:

- 24/7 Phone Banking
- Any Branch Banking

### Privilege Banking

### Internet Banking

### Mobile Banking

## SME, Corporate Banking, NBFCs, Co-operative Banks

- Current Account
- Trade Current Account
- Working Capital
- Term Loans
- Supply Chain
- Portfolio Buyout
- Import /Export
- Bills Collection
- Foreign Exchange
- Letters of Credit
- Guarantees

- Cash Management\*\*
- RTGS /NEFT
- Internet Banking

## Treasury, NBFCs, Co-operative Banks

- Statutory Reserves Management
- Liquidity Management
- Trading in Government Securities
- Foreign Exchange
- Corporate Bonds
- CDs
- Equity Investment

DCB Bank offers a comprehensive range of products and services

\*Offered to existing customers. \*\* DCB Bank has a tie up with HDFC Bank and Axis Bank to provide customers with cash management facilities at over 500 locations across India.

- Rely mainly on Retail Deposits (Term, CASA) for funding. Focus on branch expansion in Tier 2 to Tier 6.
- Grow Retail Mortgages, MSME, SME, Commercial Vehicle, Tractors, Gold Loans, mid-Corporate and Agri Loans. Create a diversified portfolio. Limit unsecured lending and lumpy exposures.
- Increase fee income by cross selling insurance, mutual funds, trade and cash management
- Continuously strengthen credit processes, portfolio management and recoveries
- Relentless focus on Liquidity, Costs, Operational Risks, People and Customer Service. Improve continuously

## Overview

# Key Milestones

# DCB BANK

## In Existence Since 1930s

1981

- Amalgamation of Masalawala Co-operative Bank and Ismailia Co-operative Bank into Development Co-operative Bank Ltd.

1984

- Multi-State Co-operative Bank

1988

- Acquired "Scheduled" status from Reserve Bank of India

1995

- Conversion to Development Credit Bank Ltd.
- Secured Foreign Exchange License & became an Authorized Dealer

2004

- Classified as a "New Generation Private Sector Bank" by the RBI

2006

- IPO

## Tier I Capital Raising

2005

- Private Equity Investment by AKFED (Principal Promoter) of INR 1.38 bn in March 2005

2006

- Private Equity investment of INR 519.9 mn in February 2006
- Raised INR 1.86 bn via IPO, issue oversubscribed 35x

2007

- Preferential Allotment of INR 2.8 bn in Aug 2007

2009

- Raised INR 810 mn through QIP in November 2009 subscribed

2012

- Raised INR 940 mn through QIP and INR 988 mn through Preferential Allotment in March 2012.
- The Bank raised INR 402 mn Preferential Allotment in Dec 2012

2014

- Raised INR 2.5 bn via QIP in October 2014

Issue Price  
INR 55.00

Issue Price  
Feb'06: INR 45.00  
IPO: INR 26.00

Issue Price  
INR 105.00

Issue Price  
INR 34.14

Issue Price  
Mar'12: INR 47.84  
Dec'12: INR 46.68

Issue Price  
INR 82.15

Market Price September 30, 2015 : 143.05 INR

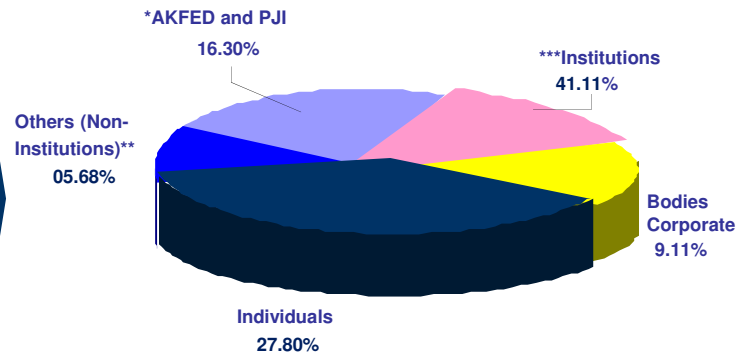
# Strong Investor Profile

# DCB BANK

## Shareholding Pattern September 30, 2015

**DCB BANK**

Shareholding Pattern



\*AKFED: Aga Khan Fund for Economic Development & PJI: Platinum Jubilee Investment Ltd.

\*\*Includes Clearing Members (0.42%), Non Resident Indians (2.69%), Foreign Corporate Bodies (2.11%) & Directors & their relatives (0.46%)

\*\*\*Institutions includes 18.69% held by FII & FPI

Key Non Promoter Shareholders Sept 30, 2015	% to Capital
Tano Mauritius India FVCI II	4.64
PI Opportunities Fund - 1	2.79
DSP Blackrock Micro Cap Fund	2.18
Merrill Lynch Capital Markets Eapana S.A. S.V.	2.17
WCP Holdings III	2.12
Sundaram Mutual Fund A/c Sundaram Select Midcap	1.93
Ambit Corporate Finance Pvt. Ltd.	1.93
Tata Capital Financial Services Ltd.	1.53
Axis Mutual Fund Trustee Ltd. A/c Axis Mutual Fund A/C Axis Midcap Fund	1.38
DNB Fund A/C DNB Fund Asian Small Cap	1.15
Bajaj Allianz Life Insurance Co. Ltd.	1.14
Satpal Khattar & Shareen Khattar	1.12
Sundaram Mutual Fund A/c Sundaram SMILE Fund	1.05
HDFC Ltd.	1.00



Aga Khan Fund for Economic Development

- DCB Bank is promoted by the Aga Khan Fund for Economic Development (AKFED) <http://www.akdn.org/akfed>
- AKFED is an international development enterprise. It is dedicated to promoting entrepreneurship and building economically sound companies
- AKFED operates as a network of affiliates with more than 90 separate project companies employing over 47,000 people. The Fund is active in 17 countries in the developing world

# Experienced Board

# DCB BANK

**Nasser Munjee**  
Non- Executive  
Chairman

Ex-Executive Director –  
HDFC, instrumental in  
setting up IDFC. Sits on 12  
Corporate Boards in India  
including HDFC, Tata  
Motors, etc.

<b>Amin Manekia</b>	Pioneered in concept of automatic beverage vending machines in India. More than 20 years in various capacities in different institutions of AKDN for the social-economic uplift of the poor.
<b>Ataf Jiwani</b>	With expertise in Foreign Exchange, Risk Management and Trade Finance. He is currently on the Board of Phillips Carbon Black Limited.
<b>C. Narasimhan</b>	A professional Banker. With SBI, held very senior level responsibilities across all important functions. He was a permanent invitee of SBI's Central Board and Audit Committees and on the Boards of SBI Group Cos.
<b>Imran Contractor</b>	Qualified Chartered Accountant and Cost Accountant. Advisor to several Corporate Managements and High Net worth Individuals on investment strategy and acted as consultant to reputed Mutual Fund.
<b>Jamal Pradhan</b>	A Commerce Graduate with specialization in the areas of exports and small scale industry. He is a promoter director of Pradhan Mercantile Private Limited and has experience of over two decades in export and small & medium manufacturing industry.
<b>Keki Elavia</b>	Rich experience in accounting, audit and finance. Partner of over 37 years with M/s. Kalyaniwala & Mistry, a C. A. firm. Independent Director on the Boards of several corporate entities and boards of Public Trusts.
<b>Murali M Natrajan</b> <i>Managing Director &amp; CEO</i>	Standard Chartered Bank, Citibank, American Express – *29 years experience.
<b>Nalin Shah</b>	Retired partner of Deloitte Haskins & Sells and S. B. Billimoria Co. Member of Expert Advisory Committee and Past member of Accounting Standards Board of ICAI and Company Law Committee of the Bombay Chamber of Commerce & Industry.
<b>Rupa Devi Singh</b>	A graduate in Science, a post-graduate in law from the University of Delhi and holds CAIIB. She has over 35 years of experience in areas of Commercial Banking, Project Structuring, Infrastructure, etc. She was the founder Managing Director and CEO of Power Exchange India (PXIL).
<b>Shaffiq Dharamshi</b>	A MSc Graduate in Economics with specialization in Risk Management. He is currently working with AKFED as Head of Banking.
<b>S. Sridhar</b>	Retired as Chairman and Managing Director of Central Bank of India. Has also served as the Chairman and Managing Director of National Housing Bank (NHB) and Executive Director of EXIM Bank. Started career with SBI.
<b>Suhail Nathani</b>	Founder Partner of Economic Laws Practice, a law firm. Serves as an Independent Director on the Board of Phoenix Mills, etc.

\* Worked in India & Abroad

Private & Confidential

DCB Bank Limited

# Strong Management Team

# DCB BANK

**Aditya Prasad**

*Chief Compliance Officer*  
Saudi Investment Bank, Axis Bank, State Bank of India – \*29 yrs exp.

**Atal Agarwal**

*Head- Corporate Banking, FIG & Investment Bkg*  
RBS, Citibank, DSP Merrill Lynch, Barclays Capital – 25 yrs exp.

**Hamsaz Vasunia**

*Head - Human Resource*  
EMMAY HR Services Ltd., WNS Global Service - 15 yrs exp.

**Rajesh Verma**

*Head - Treasury*  
State Bank of India – \*29 yrs exp.

**Krishna Ramasankaran**

*Head Credit – Retail Assets*  
Fullerton India Credit Company Ltd., Citicorp Finance (I) Ltd., Ashok Leyland Ltd.-19 yrs exp.

**Narendranath Mishra**

*Head - AIB*  
ICICI Bank & Rallis India – 15 yrs exp.

**Sukesh Bhowal**

*Head - Mortgages*  
Times Bank Ltd., HSBC Ltd, Citibank & HDB Financial Service Ltd. – 18 yrs exp.

**Hemant Barve**

*Company Secretary*  
Wallace Flour Group, Union Bank of India & Ritchie Stuart Investments – 40 yrs exp.

**Ajay Mathur**

*Head – Collections & Commercial Vehicles*  
CGSL & Citibank – 21 yrs exp.

**T Anuradha**

*Chief Internal Auditor*  
ING Vysya Bank & Price Waterhouse Coopers - 15 yrs exp.

**Bharat Sampat**

*Chief Financial Officer*  
ABN Amro Bank, Standard Chartered Bank, ANZ Grindlays Bank, Hoechst - \*29 yrs exp.

**Murali M. Natrajan**

*Managing Director & CEO*  
Standard Chartered Bank, Citibank, American Express – \*29 yrs exp.

**R. Venkatesh**

*Head - HR, IT & Operations*  
Standard Chartered Bank, ANZ Grindlays Bank, Hindustan Petroleum – 24 yrs exp.

**Damodar Agarwal**

*Head – Alternate Channels & Retail Securitization*  
ICICI Bank Ltd., BGF Ltd. – 18 yrs exp.

**Pankaj Sood**

*Head – Liability Products, TPD & TCB\*\**  
IDBI Bank – 17 yrs exp.

**Sameer Singh Jaini**

*Chief Technology Officer*  
Wipro Technologies, Infosys Ltd., Kotak Bank Ltd., Citibank, UTI & Tata Steel – 19 yrs. exp.

**Abhijit Bose**

*Head – Retail Assets & Strategic Alliances*  
Standard Chartered Bank, Citibank, Eldeco Housing Industries & GIC Housing-\*23 yrs exp.

**Gaurav Mehta**

*Head – Marketing, Investor Relations & PR*  
HSBC, Convergys, GE Capital & Taj Group of Hotels – 19 yrs exp.

**J. K Vishwanath**

*Chief Credit Officer*  
Fullerton India, Citigroup & Eicher Group – 19 yrs exp.

**Kamala Kant Pandey**

*Head – Channel Sales & Emerging Markets*  
Birla SunLife Distribution Ltd., ITC Welcomgroup Hotels, TATA BP Solar India Ltd. - 20 yrs exp.

**Praveen Kutty**

*Head – Retail & SME Banking*  
Citibank – \*24 yrs exp.

**Manoj Joshi**

*Head – Trade Finance*  
ICICI Bank, Epcos Ferrites & Uniworth Group – 19 yrs exp.

**Ravi Kumar**

*Chief Operating Officer*  
Samba Financial Group, Ernst & Young – \*18 yrs exp.

**Sridhar Seshadri**

*Financial Controller*  
ICICI Bank, Syndicate Bank & SBI – 32 yrs exp.

	Dec 31, 2012	Mar 31, 2013	Sep 30, 2013	Dec 31, 2014	Sept 30, 2015
<b>Crisil</b>					
Certificate of Deposits	A1	A1+	A1+	A1+	A1+
* Short - Term Fixed Deposits	-	-	A1+	A1+	A1+
<b>ICRA</b>					
* Short – Term Fixed Deposits	-	-	-	A1+	A1+

*\*Short-Term Fixed Deposits Programme (with a contracted maturity of upto one year)*



# Thank you

To receive investor updates from DCB Bank Ltd., write in at [investorrelations@dcbbank.com](mailto:investorrelations@dcbbank.com) . Do let us know of any change in your contact details on the same email ID.