



CIN NO.: U65990MH1994PLC084098

Date: 14th November, 2020.

To,
The Manager,
Department of Corporate Services,
Bombay Stock Exchange Limited
P. J. Tower, Dalal Street,
Mumbai – 400 001.

Dear Sir,

Subject: Outcome of Board Meeting held on 14th November, 2020.

Ref: Regulation 30 of SEBI (LODR) Regulations, 2015

BSE Scrip ID: 531583 ISIN No. INE483D01014.

With reference to above captioned subject matter and pursuant to Regulation 30 of SEBI (Listing Obligation and Disclosure Requirements) Regulation, 2015, we would like to inform you that the Board of Directors of the Company in their meeting held on **Saturday the 14th November, 2020** which started at **3.00 p.m.** and concluded at **4.00 p.m** has considered, discussed and decided /approved inter-alia the following business:

1. The Unaudited Financial results along with Limited review report for the quarter ended 30th September, 2020;
2. Any other matter with the permission of the chair.

You are kindly requested to take note of the above and arrange to bring to the notice of all the concerned.

Thanking You,


Yours Sincerely,

For Rap Media Limited

Director

Rupinder Singh Arora

DIN: 00043968



Registered Office :

Arora House, 16 Golf Link, Union Park, Khar (West), Mumbai - 400 052.

Tel. : 91-22-42905000 (10 Lines) / 26041313 / 14 / 15 • Fax : 91-22-26494657

Website : www.rapmedia.co.in • Email : info@rapmalls.com

RAP MEDIA LIMITED

CIN :- U65990MH1994PLC084098

Regd. Office: Arora House, 16, Golf Link, Union Park, Khar (West), Mumbai 400052

UNAUDITED FINANCIAL RESULTS FOR THE QUARTER/ YEAR ENDED 30.09.2020


Rs. In Lacs

Sl. No.	Particulars	Quarter Ended			Half Year Ended		Year Ended
		30.09.2020	30.06.2020	30.09.2019	30.09.2020	30.09.2019	31.03.2020
		Unaudited	Unaudited	Unaudited	Unaudited	Unaudited	Audited
	INCOME FROM OPERATIONS						
I	(a) Revenue from operations	3.36	3.36	36.00	6.72	66.00	109.44
II	(b) Other income	0	-	-	-	-	55.35
	Total Income from Operations (net)	3.36	3.36	36.00	6.72	66.00	164.79
IV	Expenses						
(a)	Consumption of Raw Material	-	-	-	-	-	-
(b)	Purchase of Stock in Trade	-	-	-	-	-	-
(c)	Change in Inventories of finished goods /work in progress and stock in trade	-	-	-	-	-	-
(d)	Employees Benefit Cost	9.43	8.97	13.14	21.40	26.42	52.47
(e)	Depreciation & amortisation expenses	6.50	6.52	6.24	13.02	12.49	26.23
(f)	Finance Cost	1.00	1.05	0.72	2.05	1.48	2.78
(g)	Other Expenses	10.99	8.03	18.59	16.02	53.07	114.46
	Total Expenses	27.92	24.57	38.69	52.49	93.46	195.94
V	Profit/(Loss) before exceptional and extraordinary items and tax (III-IV)	(24.56)	(21.21)	(2.69)	(45.77)	(27.46)	(31.15)
VI	Exceptional Items	-	-	-	-	-	-
VII	Profit/(Loss) before extraordinary items and tax (V-VI)	(24.56)	(21.21)	(2.69)	(45.77)	(27.46)	(31.15)
VIII	Extraordinary items	-	-	-	-	-	-
IX	Profit before tax (VII-VIII)	(24.56)	(21.21)	(2.69)	(45.77)	(27.46)	(31.15)
X	Tax expense						
(i)	Current tax	-	-	-	-	-	-
(ii)	Deferred Tax	(6.27)	(5.51)	-	(5.51)	-	(46.54)
XI	Profit (Loss) for the period from continuing operations (IX-X)	(18.29)	(15.70)	(2.69)	(40.26)	(27.46)	15.39
XII	Profit/(loss) from discontinuing operations	-	-	-	-	-	-
XIII	Tax expense of discontinuing operations	-	-	-	-	-	-
XIV	Profit/(loss) from Discontinuing operations (after tax) (XII-XIII)	-	-	-	-	-	-
XV	Profit (Loss) for the period (XI+XIV)	(18.29)	(15.70)	(2.69)	(40.26)	(27.46)	15.39
XVI	Other Comprehensive Income						
A (i)	Items that will not be reclassified to profit or loss	-	0.46	-	0.46	-	1.11
(ii)	Income tax relating to items that will not be reclassified to profit or loss	-	-	-	-	-	(0.29)
B (i)	Items that will not be reclassified to profit or loss	-	-	-	-	-	-
(ii)	Income tax relating to items that will not be reclassified to profit or loss	-	-	-	-	-	-
XVII	Total Comprehensive Income for the period (comprising Profit (Loss) and other Comprehensive Income for the period)	(18.29)	(15.24)	(2.69)	(39.80)	(27.46)	16.21
XVIII	Earning Per Share (EPS)						
	Basic	(0.31)	(0.26)	(0.05)	(0.68)	(0.47)	0.26
	Diluted	(0.31)	(0.26)	(0.05)	(0.68)	(0.47)	0.26

- The above audited Financial Results have been reviewed by the Audit Committee and approved in the meeting of Board of Directors held on 14th November 2020 in terms of SEBI circular CIR/CFD/CMD/56/2016 dated 28th May 2016.
- The Company is engaged primarily in the business of renting of property, which constitutes single reportable segment. Accordingly, the Company is single segment company in accordance with Indian Accounting Standard 108 "Operating Segment".
- Figures of the previous periods are regrouped, wherever necessary, to correspond with current periods.
- Estimation of uncertainties relating to the global health pandemic (COVID-19)
The COVID-19 pandemic is spreading throughout the world, including India, which led to nation-wide lockdown from March 25, 2020. Consequently, the lease revenues and the profitability for the quarter ended September 30, 2020 have been adversely affected. No revenue has been recognised during the quarter ended 30th September 2020
- Submission of Ind-AS compliant financial results for the preceding quarter and previous year ended is not mandatory as per SEBI Circular No. CIR/CFD/FAC/62/2016 dated July 05, 2016. However, the management has exercised necessary due diligence to ensure that the financial results provide as true and fair view of its affairs.
- Statutory Auditors of the Company have carried out Limited Review for the quarter ended September 30, 2020.

By order of the Board of Directors
For Rap Media Limited

Rupinder Singh Arora
Managing Director
DIN :00043968



Place : Mumbai
Date : 14.11.2020

STATEMENT OF PROFIT AND LOSS FOR THE YEAR ENDED SEPTEMBER 30, 2020

Amount Rs.

Particulars	Note	30-Sep-20	31-Mar-20
Revenue from operations	19	336,123	10,944,492
Other income	20	-	5,535,186
Total income (A)		336,123	16,479,678
Expenses			
Purchase of stock-in-trade	21	-	-
Employee benefit expense	22	1,093,302	5,246,860
Depreciation and amortisation expense	5.3	649,656	2,623,353
Other expenses	23	948,863	11,446,177
Finance costs		100,819	277,895
Total expenses (B)		2,792,640	19,594,285
Profit before tax (A-B)		(2,456,517)	(3,114,607)
Tax expense (refer note 30)			
Current tax		-	-
Deferred tax charge / (credit)		(626,715)	(4,653,639)
Total tax expense		(626,715)	(4,653,639)
Net profit for the year (C)		(1,829,802)	1,539,032
Other comprehensive income			
Items that will not be reclassified to profit and loss (D)			
Remeasurements of post employment benefit obligations		-	110,752
Tax effect on remeasurements of the defined benefit liabilities / (asset)		-	(28,796)
		-	81,956
		-	-
Total other comprehensive income for the period / year (D) + (E)		-	-
Total comprehensive income for the year (C) + (D)		(1,829,802)	1,620,988
Earnings per equity share	24		
Basic (In ₹)		(0.36)	0.26
Diluted (In ₹)		(0.36)	0.26
Summary of significant accounting policies	3		

RAP MEDIA LIMITED
BALANCE SHEET AS AT SEPTEMBER 30, 2020

Notes	As at 30-Sep-20 Rs.	As at 31-Mar-20 Rs.
Assets		
Non-current assets		
Property, plant and equipment	80,763,506	82,065,308
Capital work-in-progress	10,000,000	10,000,000
Total non-current assets	90,763,506	92,065,308
Current assets		
Inventories	-	-
Financial assets		
i. Trade receivables	6,934,269	6,857,769
ii. Cash and cash equivalents	13,663	27,205
iii. Loans	23,064,038	3,389,909
iv. Other current financial assets	1,275,000	1,275,000
Current tax assets	2,353,348	3,068,122
Deferred tax assets	405,856	-
Other current assets	5,071,130	26,640,210
	39,117,304	41,258,215
Assets classified as held for sale		
Total current assets	39,117,304	41,258,215
Total assets	129,880,810	133,323,523
Equity and liabilities		
Equity		
Equity share capital	58,810,000	58,810,000
Other equity	52,803,976	56,157,753
	111,613,976	114,967,753
LIABILITIES		
Non-current liabilities		
Financial liabilities		
i. Borrowings	1,567,473	2,061,203
Provisions	398,637	366,099
Deferred tax liabilities	-	772,497
Total non-current liabilities	1,966,110	3,199,799
Current liabilities		
Financial liabilities		
i. Borrowings	2,031,940	1,006,940
ii. Trade payables	981,836	1,299,081
iii. Other current financial liabilities	3,793,187	3,712,826
Provisions	685,209	91,495
Other current liabilities	8,808,552	9,045,629
	16,300,724	15,155,971
Liabilities directly associated with assets classified as held for sale		
Total current liabilities	16,300,724	15,155,971
Total liabilities	18,266,834	18,355,770
Total equity and liabilities	129,880,810	133,323,523
Summary of significant accounting policies	-	-

RAP MEDIA LIMITED
CASH FLOW STATEMENT FOR THE YEAR ENDED 30.09.2020

	30.09.2020	31-Mar-20
Profit before tax	(18,29,802)	(31,14,607)
Depreciation and amortisation expense	6,49,656	26,23,353
Interest income	-	(11,49,864)
Profit on sale of investment	-	-
Sundry creditors written back	-	(28,65,007)
Excess Gratuity provision written back	-	(15,20,055)
Remeasurements of post employment benefit obligations	-	1,10,752
Finance costs	1,00,819	2,77,895
Operating profit before working capital changes	(10,79,327)	(56,37,533)
(Increase)/Decrease in trade receivables	(76,500)	15,94,599
Increase in trade payables	(5,09,486)	(2,37,530)
(Increase) in other financial assets	-	-
(Increase)/decrease in Loans	(1,77,37,629)	(27,14,946)
(Increase)/decrease in other current assets	2,19,95,603	(2,58,94,903)
Increase/(decrease) in provisions	5,93,714	70,789
Increase/(decrease) in other current liabilities	(2,14,371)	(2,34,130)
Increase in other financial liabilities	1,26,068	5,78,132
Cash generated from operations	30,98,072	(3,24,75,522)
Taxes paid (net of refunds)	(6,26,715)	(7,39,443)
Net cash flows by operating activities	24,71,357	(3,32,14,965)
Cash flows from investing activities		
Payments for property, plant and equipment	-	(17,85,583)
Proceeds from sale of investments	-	-
Interest received	-	-
Net cash provided by / (used in) investing activities	-	(17,85,583)
Cash flows from financing activities		
Repayment of borrowings	(23,69,699)	(9,31,945)
Proceeds from borrowings		
Finance lease payments		
Transactions with non-controlling interests		
Interest paid	(1,00,819)	(2,77,895)
Net cash provided by / (used in) financing activities	(24,70,518)	(12,09,840)
Net change in cash and cash equivalents	839	(3,62,10,388)
Cash and cash equivalents at the beginning of the year	12,824	3,62,37,593
Exchange difference on translation of foreign currency cash and cash equivalents		-
Cash and cash equivalents at the end of the year	13,663	27,205
	13,663	27,205

Vikrant Salunke & Associates

Chartered Accountants

11, Rama Pride, S No 118 A, Opp. Sarita Nagari Phase 2, Axis Bank Lane, Sinhagad Road, Pune – 411030
E-mail: vikseena@gmail.com Ph. No. 020-24250178, Mobile No.: 9860999941

Independent Auditor's Report on the Standalone Unaudited Financial Statement of Rap Media Limited pursuant to Regulation 33 of the Securities and Exchange Board of India (Listing Obligations and Disclosure Requirements) Regulations, 2015:

To,

The Board of Directors,

Rap Media Limited

Mumbai – 400077.


1. We have reviewed the accompanying Standalone Unaudited Financial Results of Rap Media Limited ("the Company") for the quarter ended September 30, 2020 ("the Statement") being submitted by the Company pursuant to the requirement of Regulation 33 the Securities and Exchange Board of India (Listing Obligations and Disclosure Requirements) Regulations, 2015, as modified by Circular No. CIR/CFD/FAC/62/2016 dated July 5, 2016. This statement, which is the responsibility of the Company's Management and approved by the Board of Directors of the Company, has been prepared with the recognition and measurement principles laid down in the Indian Accounting Standard 34 "Interim Financial Reporting" ("IND AS 34") prescribed under Section 133 of the Companies Act, 2013 read with Rule 7 of the Companies (Accounts) Rules 2014 and other accounting principles generally accepted in India. Our responsibility is to issue a report on the Statement based on our review.
2. We conducted our review of the Statement in accordance with the Standard on Review (SRE) 2410 "Review of Interim Financial Information performed by the Independent Auditor of the Entity, issued by the Institute of Chartered Accountants of India. This Standard requires that we plan and perform the review to obtain reasonable assurance as to whether the Statement is free of material misstatement(s). A review is limited primarily to inquiries of Company personnel and analytical procedures applied to financial data and thus provide less assurance than an audit. We have not performed an audit and, accordingly we do not express an audit opinion.



3. Based on our review conducted as stated above nothing has come to our attention that causes us believe that the accompanying Statement, prepared in accordance with the aforesaid Indian Accounting Standards and other Accounting Principles generally accepted in India, has not disclosed the information required to be disclosed in terms of Regulation 33 of the Securities and Exchange Board of India (Listing Obligations and Disclosure Requirements) Regulations, 2015, as modified by Circular No. CIR/CFD/FAC/62/2016 dated July 5, 2016, including in the manner in which it is to be disclosed, or that it contains any material misstatement.

For Vikrant Salunke & Associates,

Chartered Accountants (FRN: 128704W)



CA Vikrant Salunke

Partner (Mem No.128114)

Date: 13th November , 2020

Place: Pune

UDIN : 20128114 AAAA HL 8188

