

August 27, 2020

BSE Limited Corporate Relationship Department, 1 st Floor, New Trading Ring, Rotunda Building, P J Towers, Dalal Street, Fort, Mumbai - 400 001 corp.relations@bseindia.com Scrip Code : 532286	National Stock Exchange of India Limited Exchange Plaza, 5 th Floor, Plot No. C/1, G Block Bandra-Kurla Complex, Bandra (E), Mumbai-400051 cmlist@nse.co.in Symbol : JINDALSTEL
--	---

Dear Sir/ Madam,

Subject: Intimation under Regulation 30(6) of the Securities Exchange Board of India (Listing Obligations and Disclosures Requirements), Regulations, 2015 - ["Listing Regulations"] - Investor Presentation

Please find attached herewith Investor Presentation for the information of the Stakeholders.

Submitted for your kind information and record please.

Kindly host the same on your website.

Thanking you.

Yours faithfully,
For Jindal Steel & Power Limited



Anoop Singh Juneja
Company Secretary & Compliance Officer

Encl: as above

Jindal Steel & Power Limited

Corporate Office: Jindal Centre, 12 Bhikaiji Cama Place, New Delhi 110 066

CIN: L27105HR1979PLC009913

T: +91 11 4146 2000 **F:** +91 11 2616 1271 **W:** www.jindalsteelpower.com **E:** jsplinfo@jindalsteel.com

Registered Office: O. P. Jindal Marg, Hisar, 125 005, Haryana



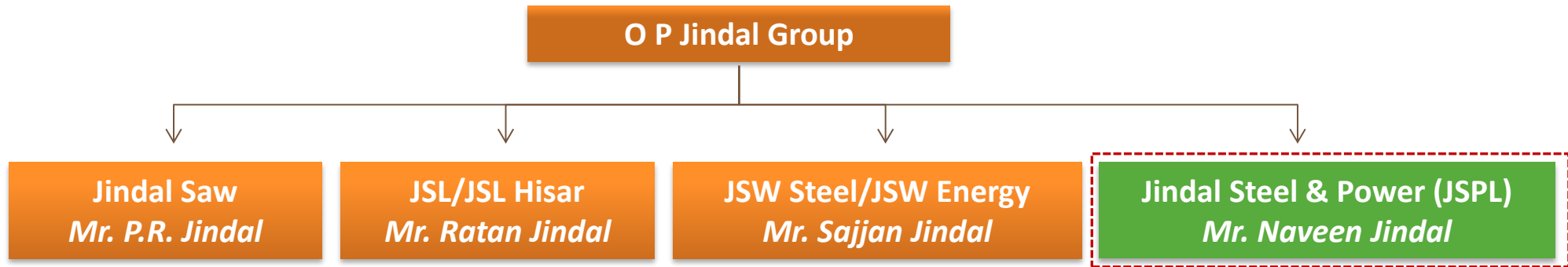
Jindal Steel and Power Ltd

Investor Presentation

1Q FY21 (July' 20)



S No.	Content	Slides
1	The Company	3-9
2	Overview & Business Segments	10-19
3	Power Business	20-25
4	Global Ventures	26-34
5	Financial & Operational Highlights	35-42
6	Facilities at a glance	43-50
8	CSR Initiatives	51-58
9	Rewards & Recognitions	59
10	Contact Us	60





✓ Capex cycle completed – on path to achieve multifold earnings growth



✓ Projects at strategic locations – in proximity to raw materials, end markets and evacuation infrastructure



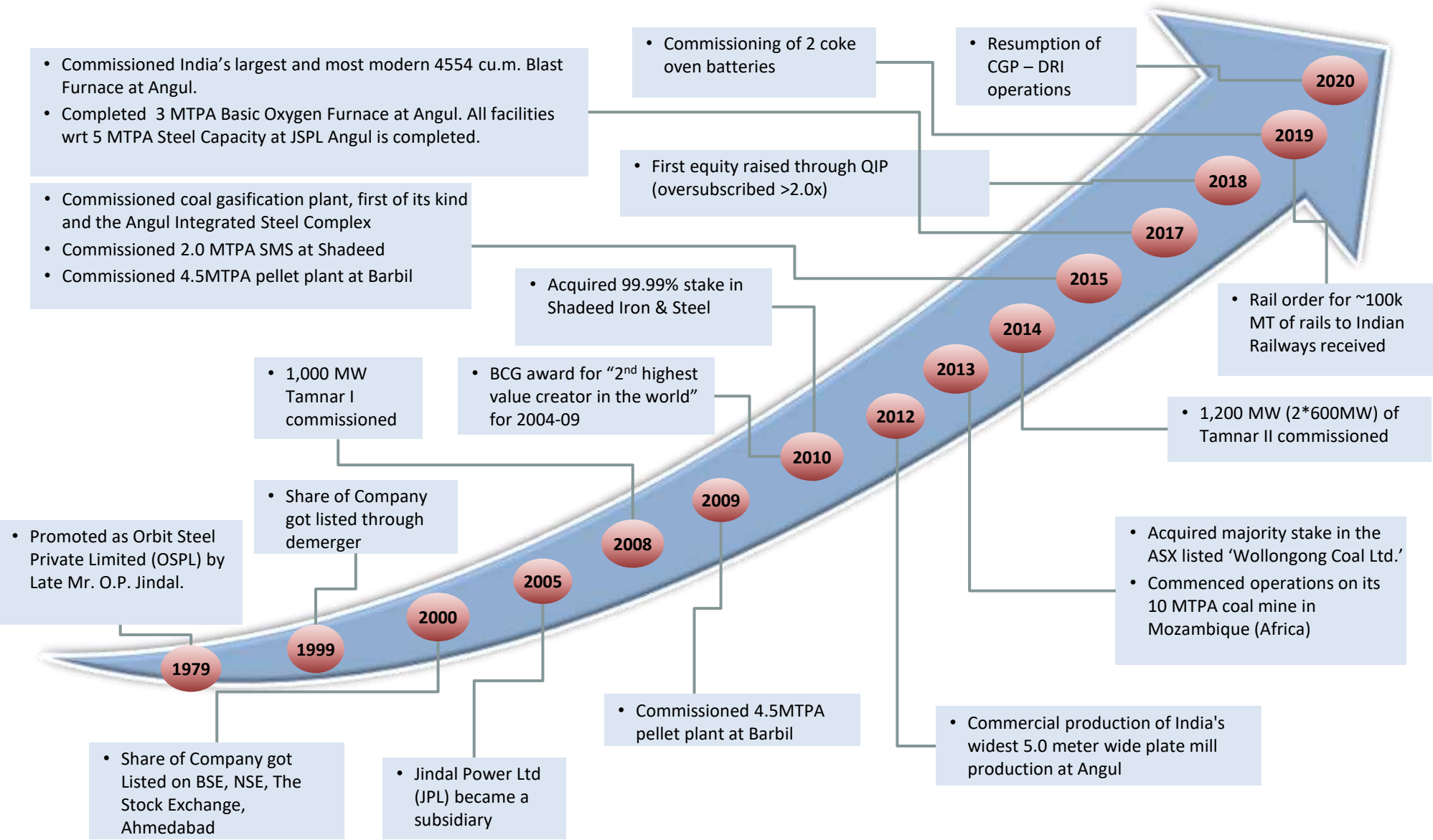
✓ A comprehensive diversified long products portfolio with several unique high value added products



✓ Amongst the lowest cost producers of steel and power in India

✓ 3,400 MW IPPs set up at extremely competitive project cost

KEY MILESTONES DURING OUR JOURNEY



EXPERIENCED BOARD OF DIRECTORS



Naveen Jindal
Chairman

- Experience: 22 years
- Qualification: MBA (University of Texas)



Shallu Jindal
Non Executive Director



R.V. Shahi
Independent Director

- Experience: >4 years
- Qualification: MBA
- Former Power Secretary



Arun Kumar Purwar
Independent Director

- Experience: >30 years
- Qualification: M.Com
- Former CMD, SBI



Sudershan Kumar Garg
Independent Director

- Experience: >45 years
- Qualification: Bcom & CA
- Former Chairman & MD of NHPC and NHDC Limited



Hardip Singh Wirk
Independent Director

- Experience: >11 years
- Qualification: LLB



Dr. Aruna Sharma
Independent Director
[Ex-Secretary, Steel]



V.R Sharma
Wholetime Director

- Experience: >38 years.
- Qualification: Mech. Engineering, MBA (marketing)



Dinesh Kumar Saraogi
Wholetime Director

- Experience: > 38 years
- Qualification: Mechanical Engineering



Anjan Barua
Nominee Director
Experience: > 41 years
Former Director of NSE and CDSL



V.R. Sharma

Managing Director-JSPL

- Experience: >38 years.



Bharat Rohra

MD & CEO - JPL

- Experience: >35 years



Sudhanshu Saraf

Director Transformation- JSPL

- Experience: >30 years



Rajeev Jain

CFO - JPL

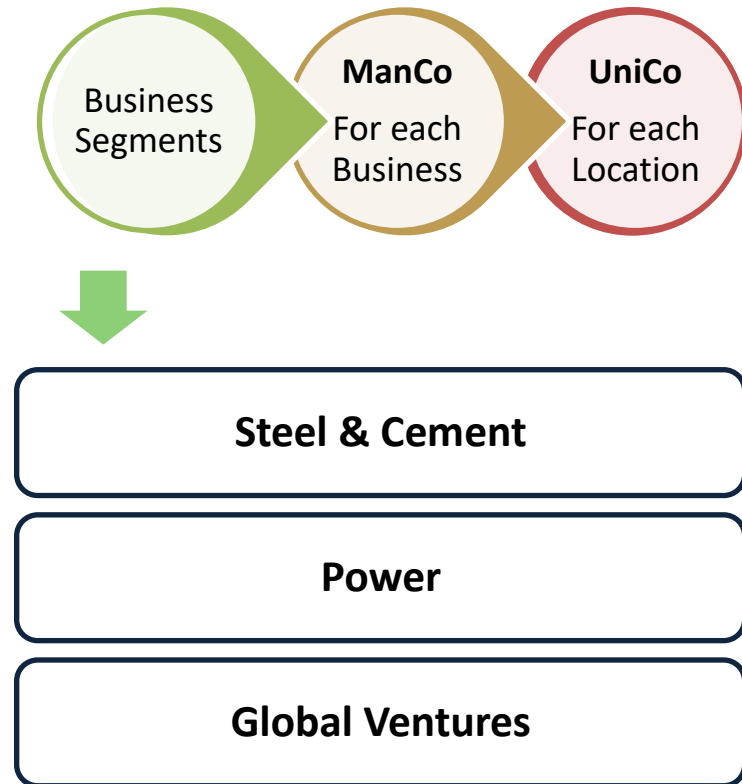
- Experience: >23 years

MOVING TOWARDS PLURAL LEADERSHIP

Strategic Governance Structure



Operational Governance Structure

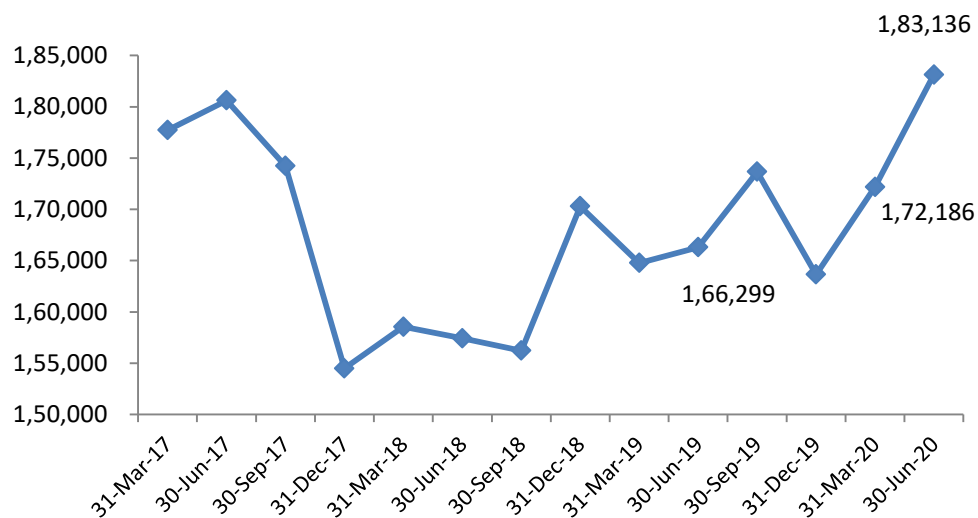


Implementation of Strategic & Operational Governance Structure

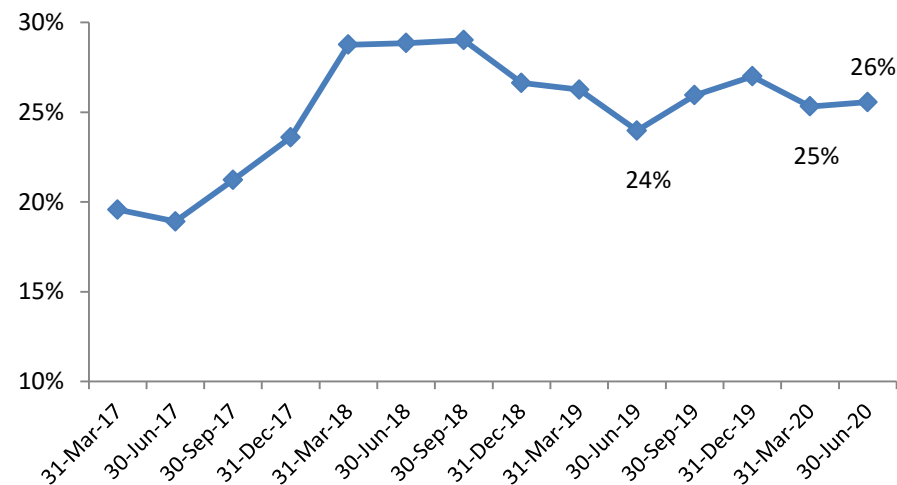
SHAREHOLDING OF JSPL FROM JUN'17

	30-Jun-17	30-Sep-17	31-Dec-17	31-Mar-18	30-Jun-18	30-Sep-18	31-Dec-18	31-Mar-19	30-Jun-19	30-Sep-19	31-Dec-19	31-Mar-20	30-Jun-20
Promoters	61.89%	61.89%	61.96%	58.66%	58.66%	58.66%	58.66%	58.69%	60.52%	60.40%	60.40%	60.48%	60.48%
Institutional Investors*	18.91%	21.22%	23.60%	28.76%	28.85%	29.01%	26.63%	26.26%	23.98%	25.95%	27.00%	25.32%	25.56%
Public and other share holding	19.20%	16.89%	14.44%	12.58%	12.49%	12.33%	14.71%	15.05%	15.50%	13.65%	12.60%	14.20%	13.96%
Total	100.00%	100.00%	100.00%	100.00%	100.00%	100.00%	100.00%	100.00%	100.00%	100.00%	100.00%	100.00%	100.00%
Number of share holders	1,80,617	1,74,223	1,54,489	1,58,544	1,57,421	1,56,226	1,70,296	1,64,769	1,66,299	1,73,656	1,63,652	1,72,186	1,83,136

Number of share holders



Institutional Investors (%)



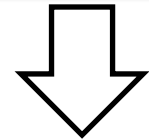
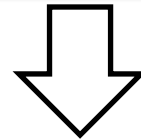

Steel

Power

Global Ventures



Current Capacities – Domestic & Global

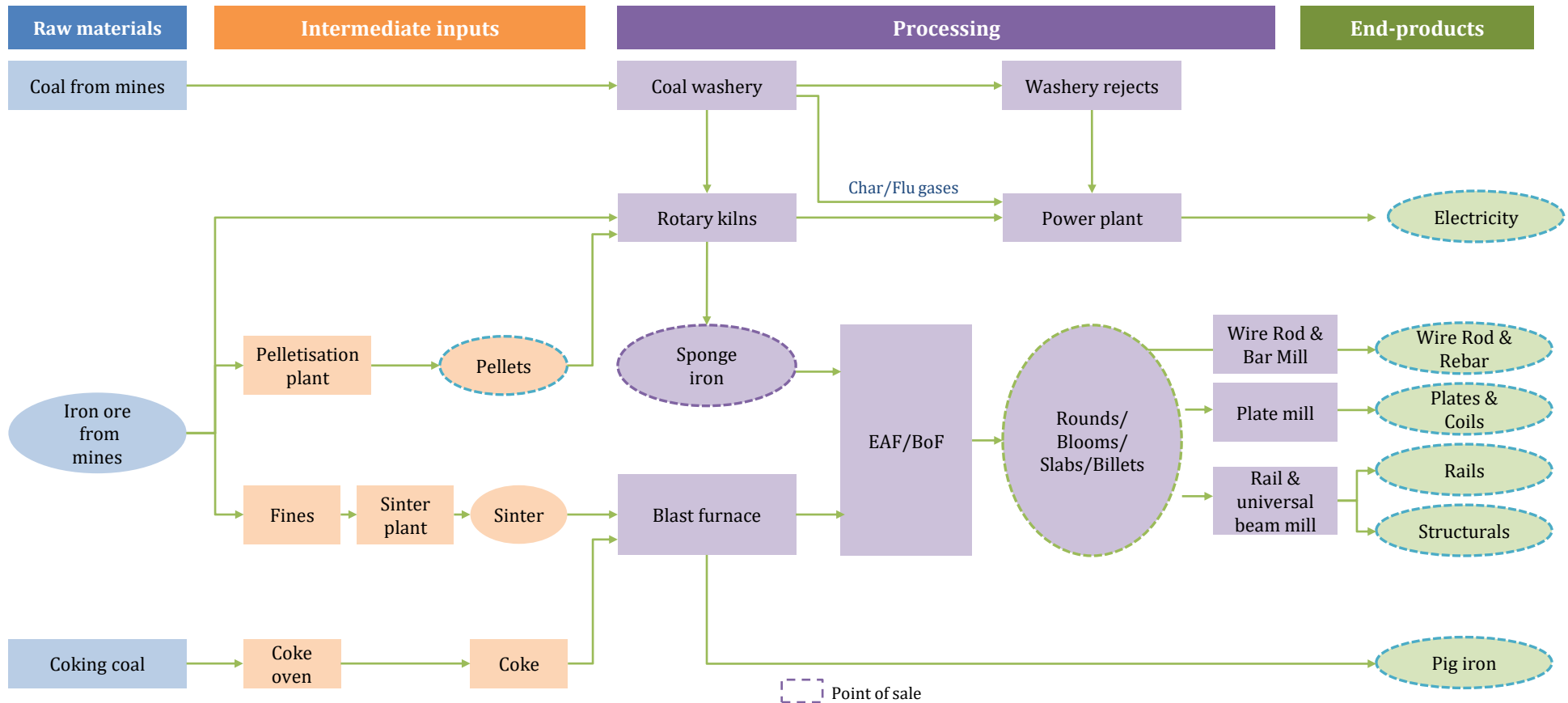


8.6 MTPA Steel*
3.11 MTPA* Iron ore
9 MTPA* Pellet Plant

IPP – 3400MW
CPP – 1634 MW

2.4 MTPA Steel,
Coal & Iron Ore
Mines

INTEGRATED OPERATIONS WITH MULTIPLE POINT OF SALE



Multiple sale points across steel value chain

STEEL CAPACITIES ACROSS LIFE CYCLE

Iron Making (10.25 MTPA)

DRI 4.92 MTPA

BF 5.33 MTPA

Liquid Steel (11.00 MTPA)

SMS 11.00 MTPA

Finished Steel (7.95 MTPA)

WRM 0.60 MTPA

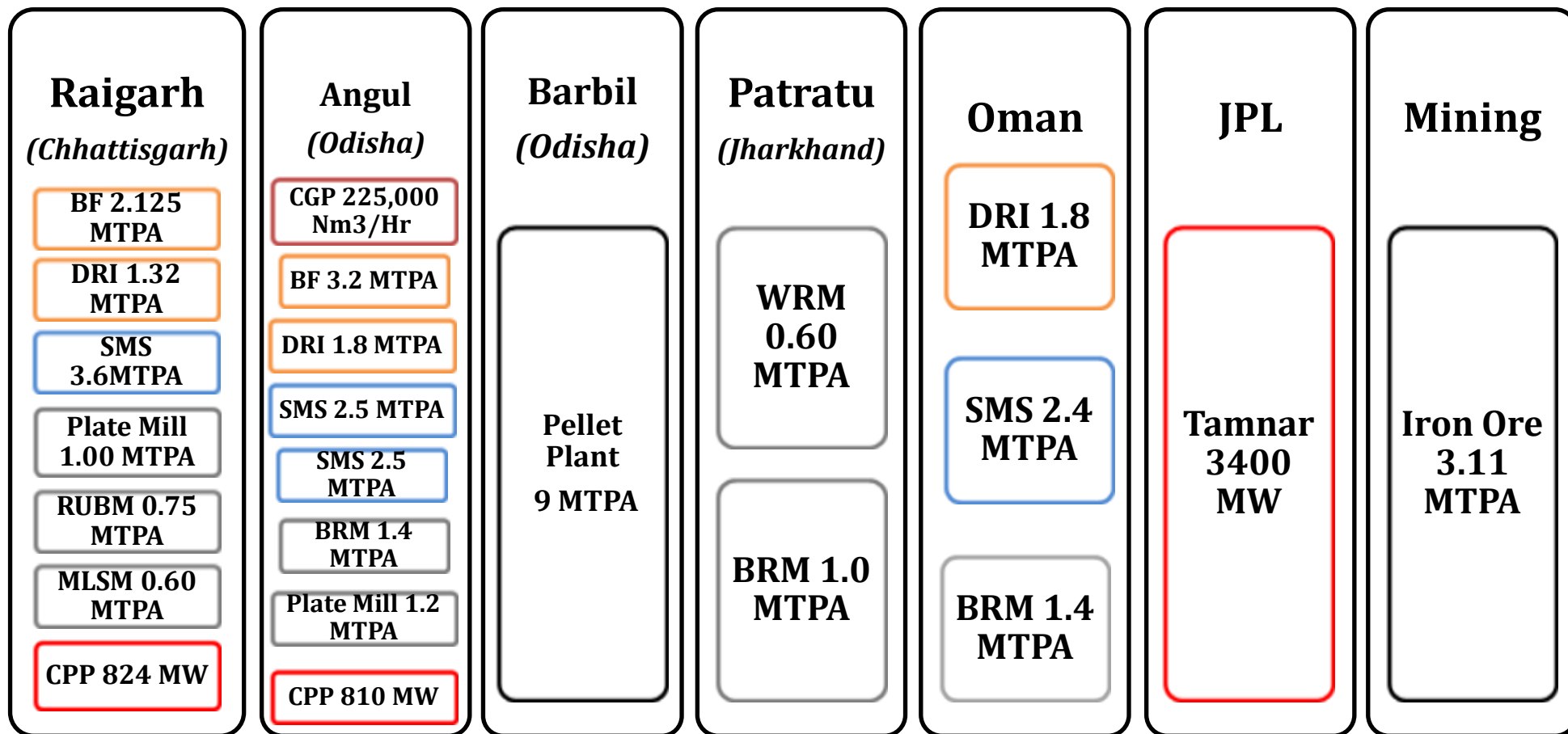
RUBM 0.75 MTPA

MLSM 0.60 MTPA

Plate Mill 2.20 MTPA

BRM 3.80 MTPA

DETAILED PLANT WISE CAPACITIES



Power
 Hot Metal
 Liquid Steel
 Finished Steel

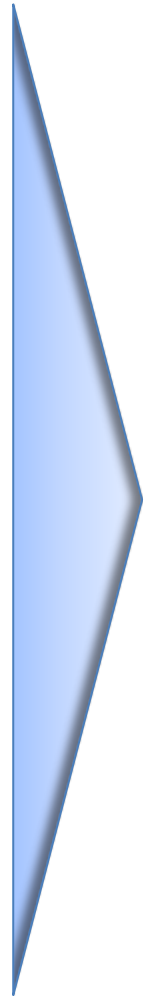
MANIFOLD GROWTH IN CAPACITY IN LAST 6 YEARS

	FY '14	FY '20	
STEEL - INDIA	3 MTPA	8.6 MTPA	~2.86x
POWER	1,000 MW	3400 MW	3.4x
OMAN	0 MTPA	2.4 MTPA	Add
PELLET	4.5 MTPA	9 MTPA	2x

All major capex completed – scale of growth is approx. Three Times

GROWTH ON TRACK

	PRODUCTION IN FY19	PRODUCTION IN FY20	GROWTH
STEEL - INDIA*	5.59 MT	6.30 MT	13%
STEEL - OMAN	1.71 MT	1.87 MT	9%
ROM-MOZAMBIQUE (COKING COAL)	1.71 MT	2.50 MT	47%
PELLET	7.08 MTPA	7.28 MTPA	3%
ROM-SOUTH AFRICA (ANTHRACITE COAL)	0.34 MT	0.43 MT	27%



*incl. Pig Iron

JSPL PRODUCT RANGE

LONG PRODUCTS



Rail
Track Rail: IRS 52, UIC 60(E1&E2), UIC 54E
Crane Rails: CR 80, CR 100



Parallel Flange Beams & Columns
Sections: UB, UC, NPB, WPB, IPE and HE series.
Size range: 180mm to 900mm



Channel
Sizes: 75mm to 400mm



Angles
Sizes: 50mm to 250mm



Wire Rods
Grades: MS, MC & HC, EQ, Boron and other Alloy Steel
Size range: 5.2mm, 5.5mm to 22mm



Jindal Panther TMT Rebars
Grades: 500, 500D, 550, 550D, 600 and CRS
Size range: 6mm to 40mm, 45°, 50°

JSPL PRODUCT RANGE



Plates
Width: 1500mm to 4900mm
Thickness: 5mm to 150mm



Fabricated Structures
Sections: H-type Beam, I-type Beams, Box Sections and Star Columns
Sections: Depth: 350mm - 3000mm, Flange Width: 250mm - 1000mm, Length: 3 to 18 meters



Cut & Bend
 Customized and Ready to Use
 TMT Rebars



Coils
Width: 1500mm to 2500mm
Thickness: 5mm to 25mm



Speed Floor
Available Joist Depth: 200mm, 250mm, 300mm, 400mm

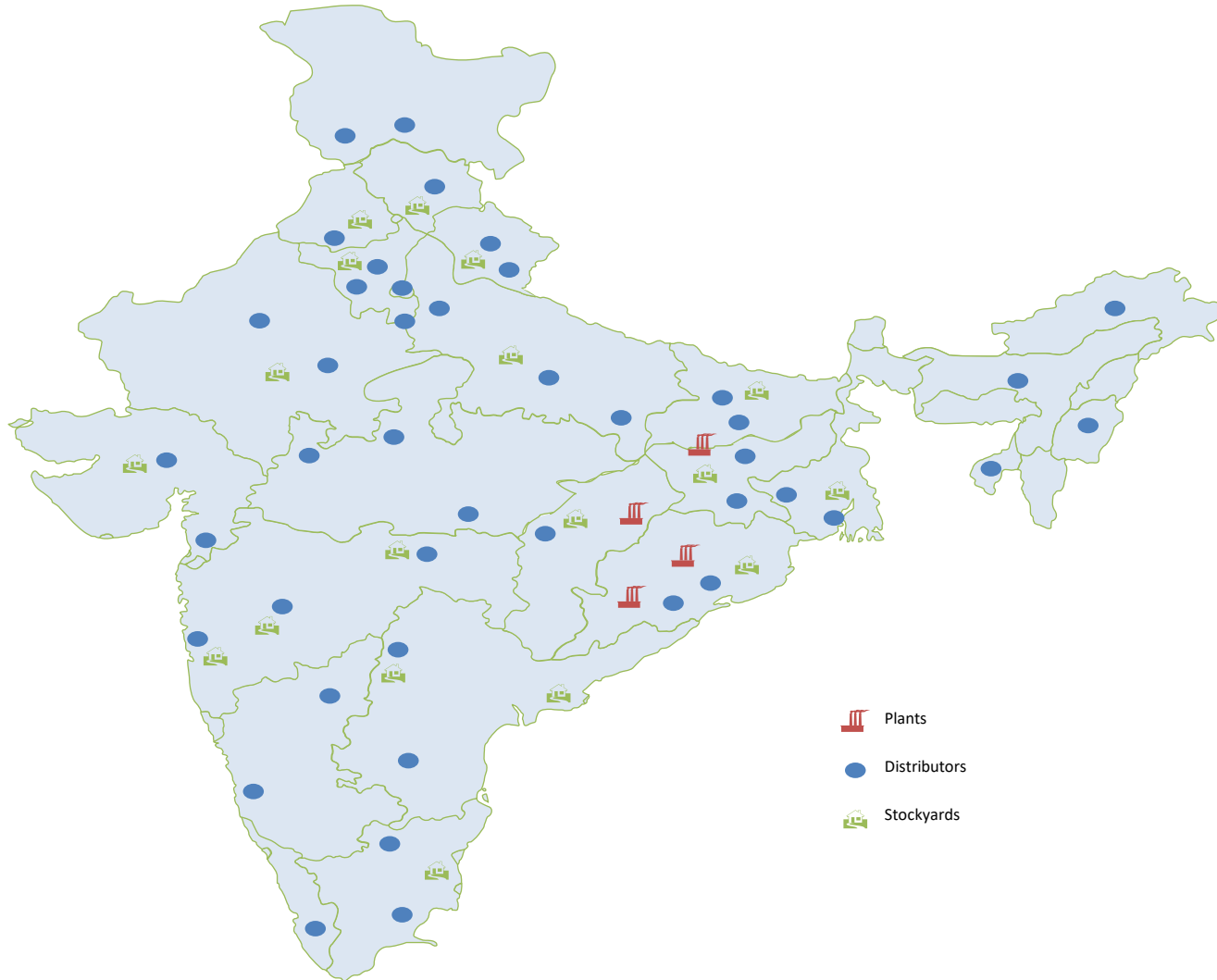


Welded Wire Mesh
Width: 1200mm to 3200mm
Length: 2000mm to 6000mm



- *Developed steel grades for various critical applications like boilers, ship building, petroleum pipes, high strength grades for automotive and earth movers, structural steel for oil exploration platforms, grades for making warships , ballistic launch applications and bullet proof vehicles, stainless steel low thickness plates for nuclear application*

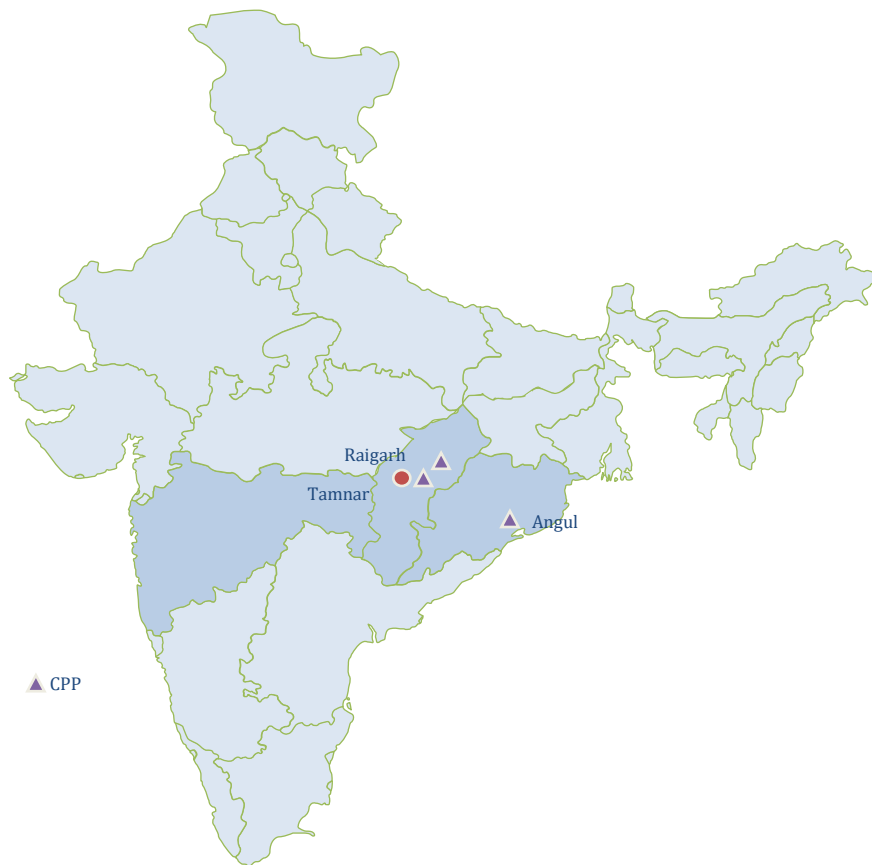
EXTENSIVE SALES AND DISTRIBUTION NETWORK



Pan India presence with multiple customer touch points

POWER BUSINESS





Independent Power Projects (IPP)

Project	Capacity (MW)	Fuel	Configuration	Status
Tamnar 1	1,000	Coal	4x250 MW	Operational
Tamnar 2	2,400	Coal	4x600 MW	Operational

Captive power projects (within JSPL)

Project	Capacity (MW)	Fuel	Configuration	Status
DCPP, Raigarh	540	Coal	4x135 MW	Operational
JSPL, Raigarh	284	Coal & waste heat	1x24 MW (Waste heat) 2x55 MW 6x25 MW	Operational
Angul, Odisha	810	Coal	6 x135 MW	Operational

One of the largest & cost-efficient thermal portfolios in India

96.43% subsidiary of JSPL






EUP - I
1000MW (4 X 250)

EUP - II
1200MW (2 X 600)

EUP - III
1200MW (2 X 600)

KEY CONTRACTUAL ARRANGEMENTS FOR JPL

		TAMNAR-I, 1,000 MW (EUP I)	TAMNAR-II - 1,200 MW (EUP II)	TAMNAR-II - 1,200 MW (EUP III)
FSA		<ul style="list-style-type: none"> Coal sourced through - market purchase and e-auction 	<ul style="list-style-type: none"> Long term linkage from Mahanadi Coal Limited (MCL) and South Eastern Coalfields Limited (SECL) 	<ul style="list-style-type: none"> Coal sourced through - market purchase and e-auction
PPA		<ul style="list-style-type: none"> Bilateral/short term/exchange PFC_II-105MW* 	<ul style="list-style-type: none"> TNEB - 400MW CSEB - 60MW KSEB - 200MW KSEB - 150MW PFC_II - 315MW* 	<ul style="list-style-type: none"> CSEB - 60MW
EVACUATION		<ul style="list-style-type: none"> Open access available 	<ul style="list-style-type: none"> Open access available 	<ul style="list-style-type: none"> Open access available

Raw materials, transmission & PPAs in place for achieving higher PLF

*JPL declared L-1 bidder under Pilot Scheme-II tender by PFC Consulting

PPA ARRANGEMENTS

PROJECT	BUYER	TYPE	PERIOD		QUANTUM (MW)
			FROM	TO	
TAMNAR II (PHASE 1)	Tamil Nadu	Long Term	Feb-14	Sep-28	400
TAMNAR II (PHASE 1)	KSEB	Long Term	Jun-16	May-41	200
TAMNAR II (PHASE 1)		Long Term	Oct-17	Sep-42	150
TAMNAR II (PHASE 1)	Chhattisgarh	Long Term	After commercial operation of Unit and for complete life of plant		60
TAMNAR II (PHASE 2)		Long Term			60
TAMNAR II	PFC Pilot Scheme-II **	Medium Term	3 Years		315
TAMNAR I	PFC Pilot Scheme-II **	Medium Term	3 Years		105

Close to 38% of total capacity tied up *

Particulars	Net Sales (Rs. Cr.)	Generation (MU)	Cash Profit (Rs. Cr.)
Year 2019-20	3758	9583	961
Year 2018-19	3858	10,396	816
Year 2017-18	4,059	10,905	778
Year 2016-17	3,119	9,176	656
Year 2015-16	2,997	9,542	706
Year 2014-15	3,228	10636	523
Year 2013-14	2,457	8282	1,386
Year 2012-13	2,510	7973	1,420



GLOBAL VENTURES



SUMMARY OF INTERNATIONAL OPERATIONS

SHADEED, OMAN

- 1.8 MT DRI , 2.4 MT SMS Plant & 1.4MTPA Rebar Mill – an Integrated Steel Plant

MOZAMBIQUE, AFRICA

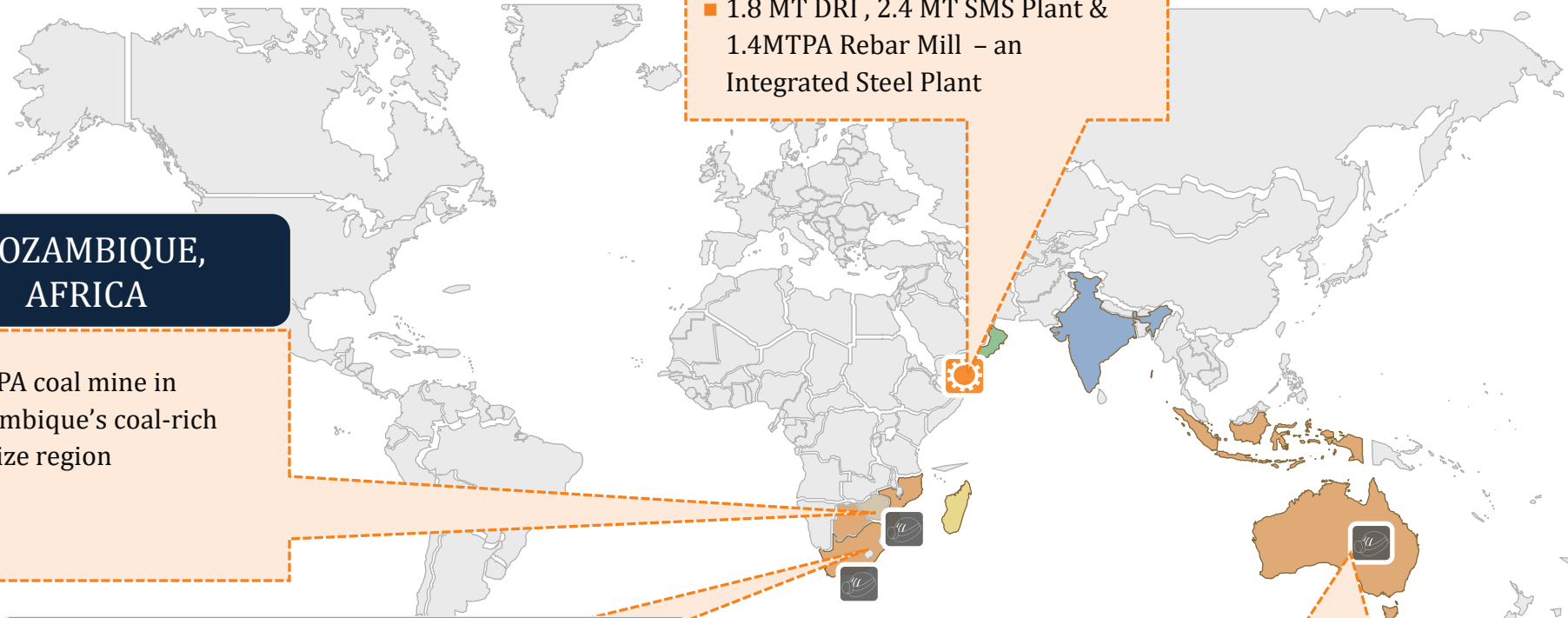
- 5 MTPA coal mine in Mozambique’s coal-rich Moatize region

SOUTH AFRICA, AFRICA

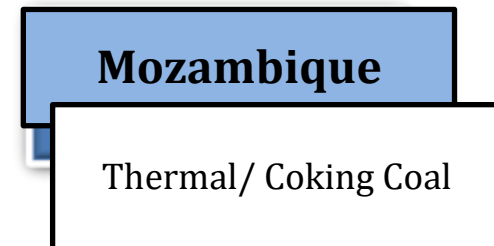
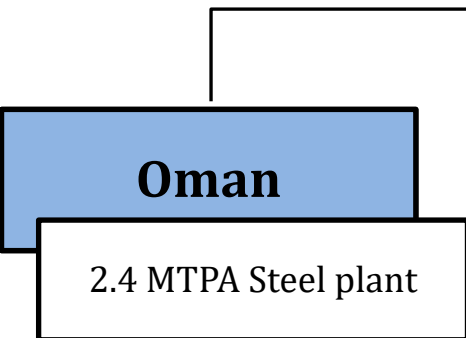
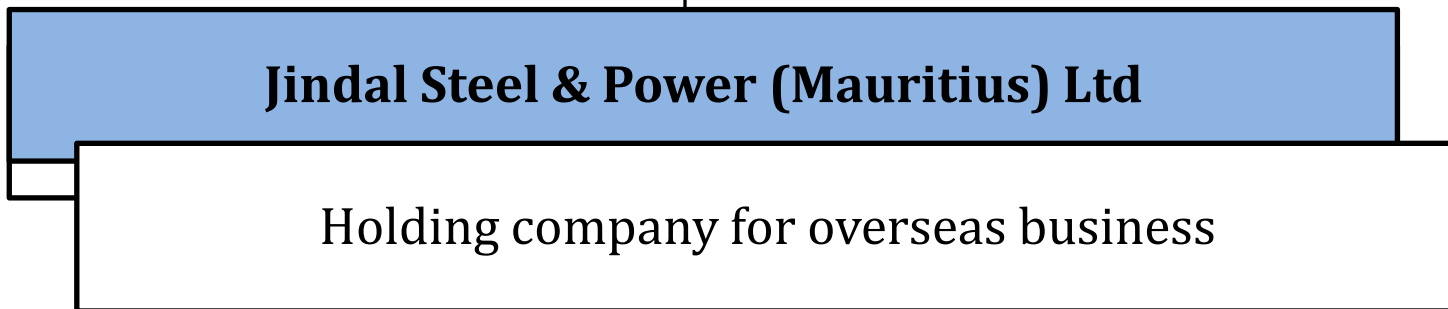

- JSPL’s Kiepersol Colliery produces Anthracite coal, sold domestically and internationally.

AUSTRALIA

- 60.38% stake in Wollongong Coal Ltd which comprises of two coking coal mines – Wongawilli and Russel Vale



HOLDING STRUCTURE FOR GLOBAL OPERATIONS



JINDAL SHADEED IRON & STEEL, OMAN

Marching towards becoming a Fully Integrated Steel Plant



1.8 DRI



2.4 MTPA SMS



1.4 MTPA Rolling Mill

OMAN - SALIENT FEATURES

- First & Largest Integrated steel plant of Oman
- Second largest in Arabian Peninsula
- Port based steel plant
- Largest Arc furnace in Arabian Peninsula, with contracted natural gas
- One of the World's Best Performing Midrex plant
- Products : TMT Rebars, HBI, Blooms & Billets

SOURCING OF RAW MATERIALS - OMAN PLANT

- Iron Ore Pellets from **Vale** (*Next door plant*)
- Natural Gas from Oman Government through long term contract (*at concessional prices*)
- Scrap from External Sources

An Underground Anthracite and Lean Bituminous Coal mine



- **Location:** Piet Retief in Mpumalanga province, South Africa
- **Resources :** Up to 40 MT
- **Reserves:** 22 MT
- **Products :** Anthracite coal
- **Mining Capacity :** Can be expanded to 1.2 MTPA capacity annually

Open Cut Coking & Thermal Coal Mine



- **Location:** Chirodzi, Mozambique (105 kms from Tete)
- **Resources :** 2,000 MT
- **Reserves:** 750 MT
- **Products :** Semi Hard coking coal , High Grade Thermal Coal
- **Mining Capacity :** 5 MTPA

Two Mines with Unique unmatched location & strategic advantages



- **Location:** Russell Vale & Wongawilli
- **Reserves :** 125 MT
- **Products :** High Quality Coking Coal
- **Logistics :** Port Kembla - Less than 20 kms

OTHER IRON ORE ASSETS

	Namibia	Melmoth (South Africa)	Cameroon
Resources	<ul style="list-style-type: none"> 986 million tonnes 	<ul style="list-style-type: none"> 1,155 million tonnes 	<ul style="list-style-type: none"> 1,301 million tonnes
Iron ore content	<ul style="list-style-type: none"> 70.9% 	<ul style="list-style-type: none"> 68.4% 	<ul style="list-style-type: none"> 69.2%
Yield	<ul style="list-style-type: none"> 27.0% 	<ul style="list-style-type: none"> 25.2% 	<ul style="list-style-type: none"> 31.5%
JSPML stake	<ul style="list-style-type: none"> 85% 	<ul style="list-style-type: none"> 74% 	<ul style="list-style-type: none"> 90%
Development stage	<ul style="list-style-type: none"> Scoping and exploration study completed 	<ul style="list-style-type: none"> Pre feasibility study completed 	<ul style="list-style-type: none"> Exploration partially completed
Nearest port	<ul style="list-style-type: none"> 460 km 	<ul style="list-style-type: none"> 90 km 	<ul style="list-style-type: none"> 150 km

FINANCIAL & OPERATIONAL PERFORMANCE

JSPAL CONSOLIDATED KEY FINANCIALS

(Rs. In Crores)

Q4 FY 20	Q1 FY 21	PARAMETER	Q1 FY 21	Q1 FY 20
9,649	9,741	Gross Revenue*	9,741	11,066
8,811	9,279	Net Revenue	9,279	9,946
2,220	2,384	EBITDA	2,384	2,173
25%	26%	EBITDA %	26%	22%
757	982	Depreciation + Amortization	982	1054
1,008	1,004	Interest	1,004	1109
480	401	PBT (Before Exceptional)	401	11
109	-	Exceptional	-	-
370	401	PBT	401	11
306	268	PAT	268	(87)

JSPL STANDALONE KEY FINANCIALS

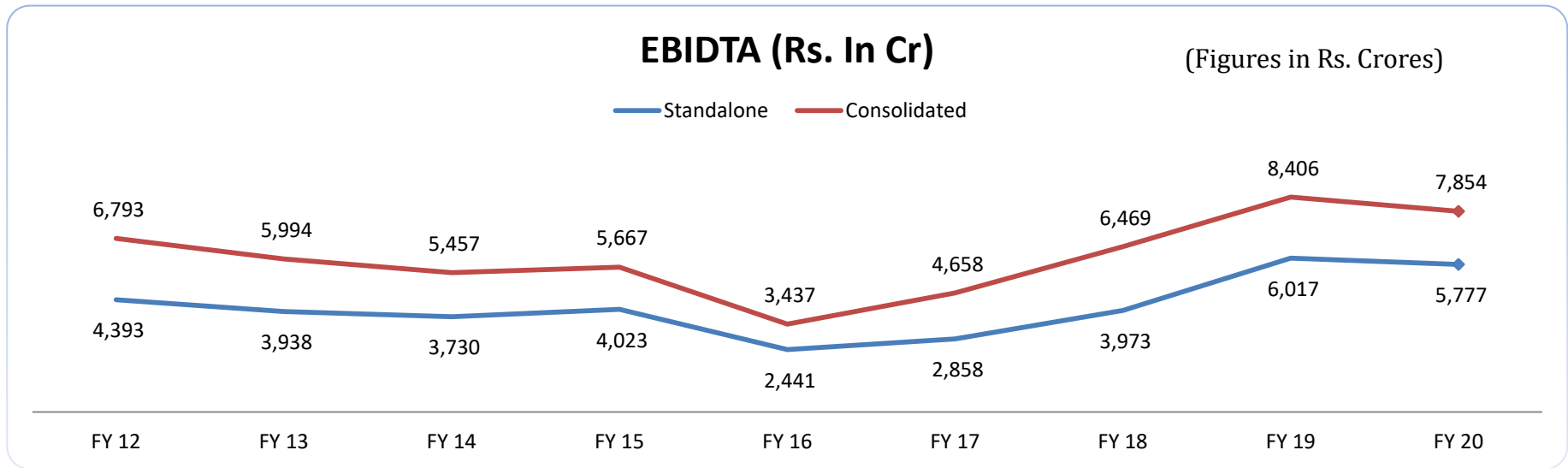
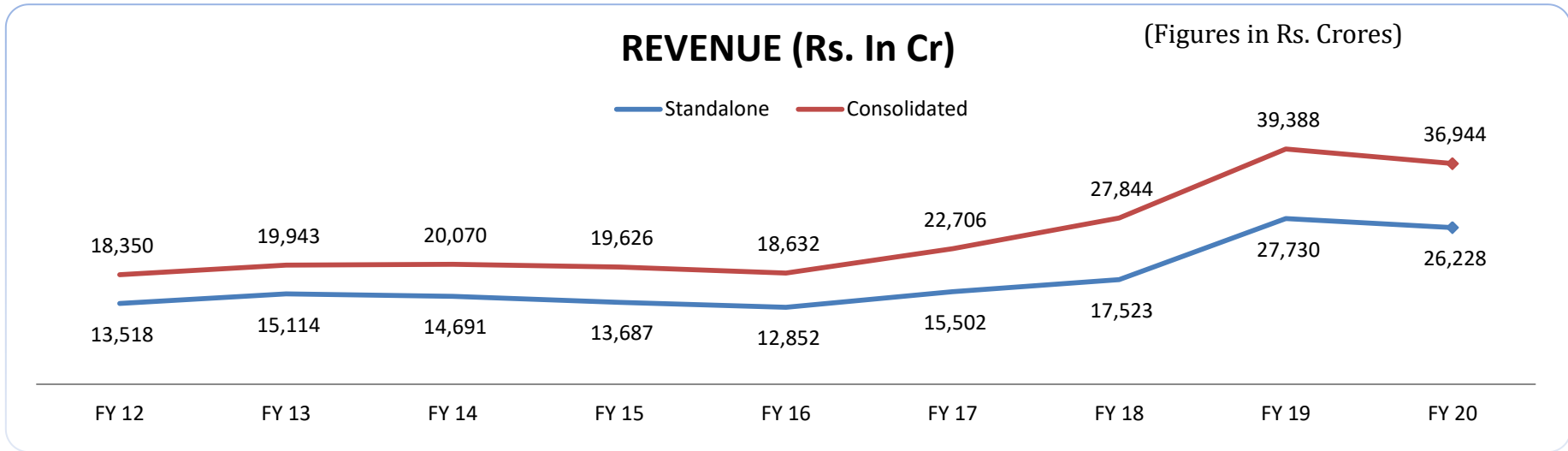
(Rs. In Crores)

Q4 FY 20	Q1 FY 21	PARAMETER	Q1 FY 21	Q1 FY 20
6,767	6,741	Gross Revenue*	6,741	8,203
5,930	6,281	Net Revenue	6,281	7,085
1,562	1,828	EBITDA	1,828	1,608
26%	29%	EBITDA %	29%	23%
568	562	Depreciation + Amortization	562	567
623	604	Interest	604	697
372	663	PBT	663	344
282	505	PAT	505	224

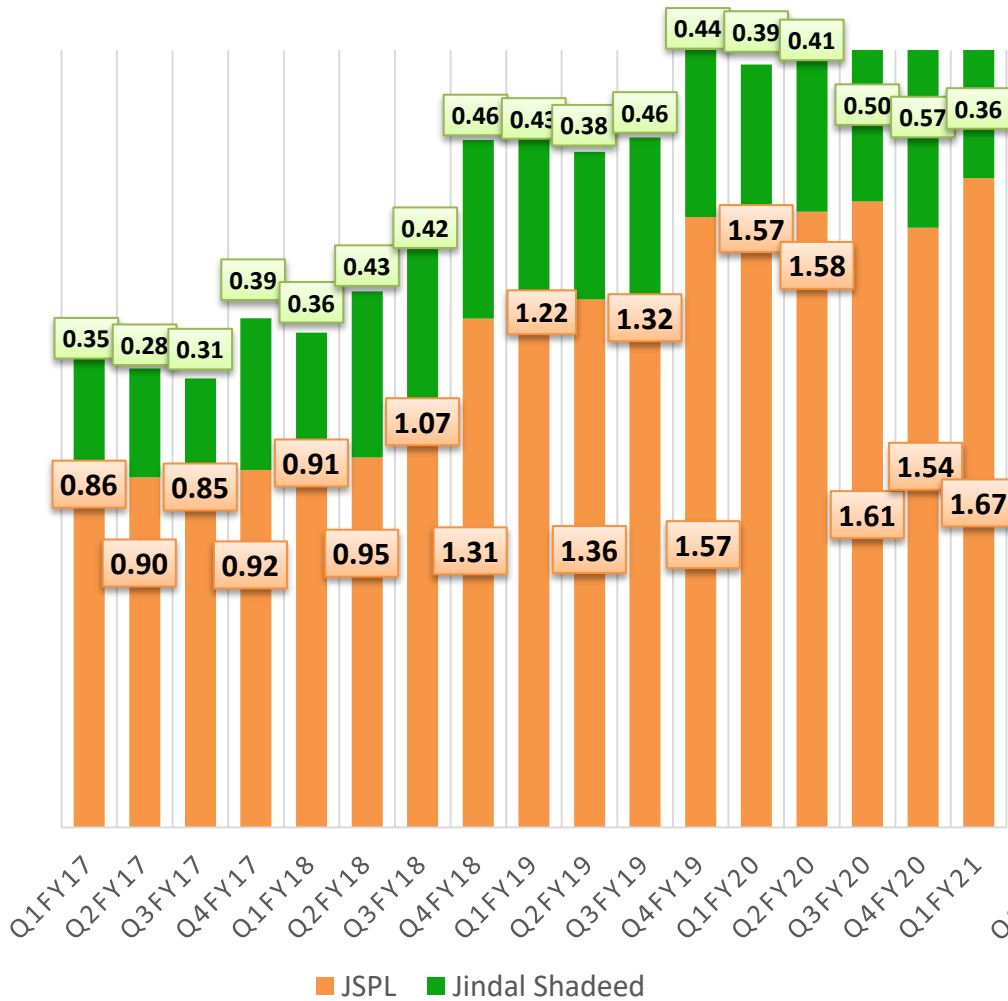
JPL KEY FINANCIALS

Q4 FY 20	Q1 FY 21	PARAMETER	Q1 FY 21	Q1 FY 20
913	856	Turnover	856	1,114
333	368	EBITDA	368	360
36%	43%	EBITDA %	43%	32%
334	257	Depreciation + Amortization	257	289
208	211	Interest	211	217
(188)	20	PBT	20	(3)
(134)	39	PAT	39	23
265	285	Cash Profit	285	286
2,430	2,179	Generation (million units)	2,179	2,982

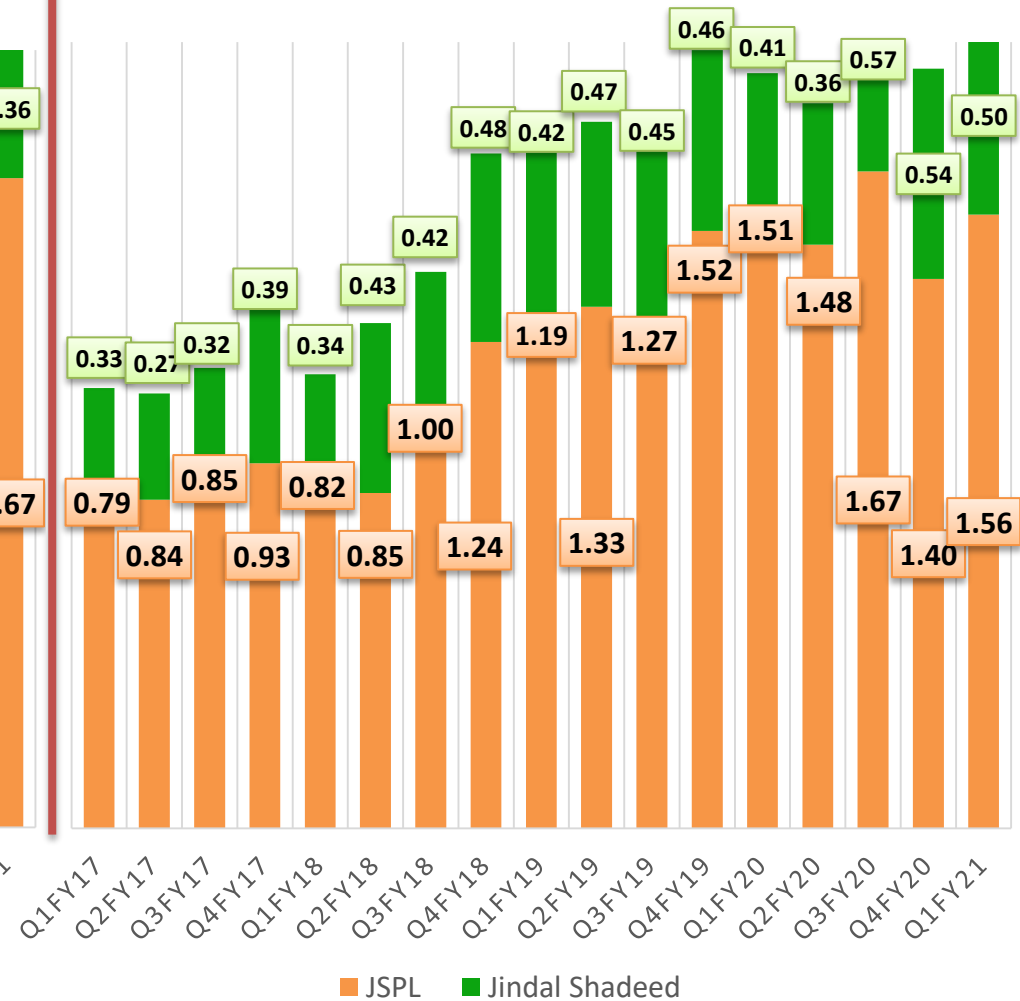
REVENUE & EBITDA IN FY20



Consolidated Steel Production*

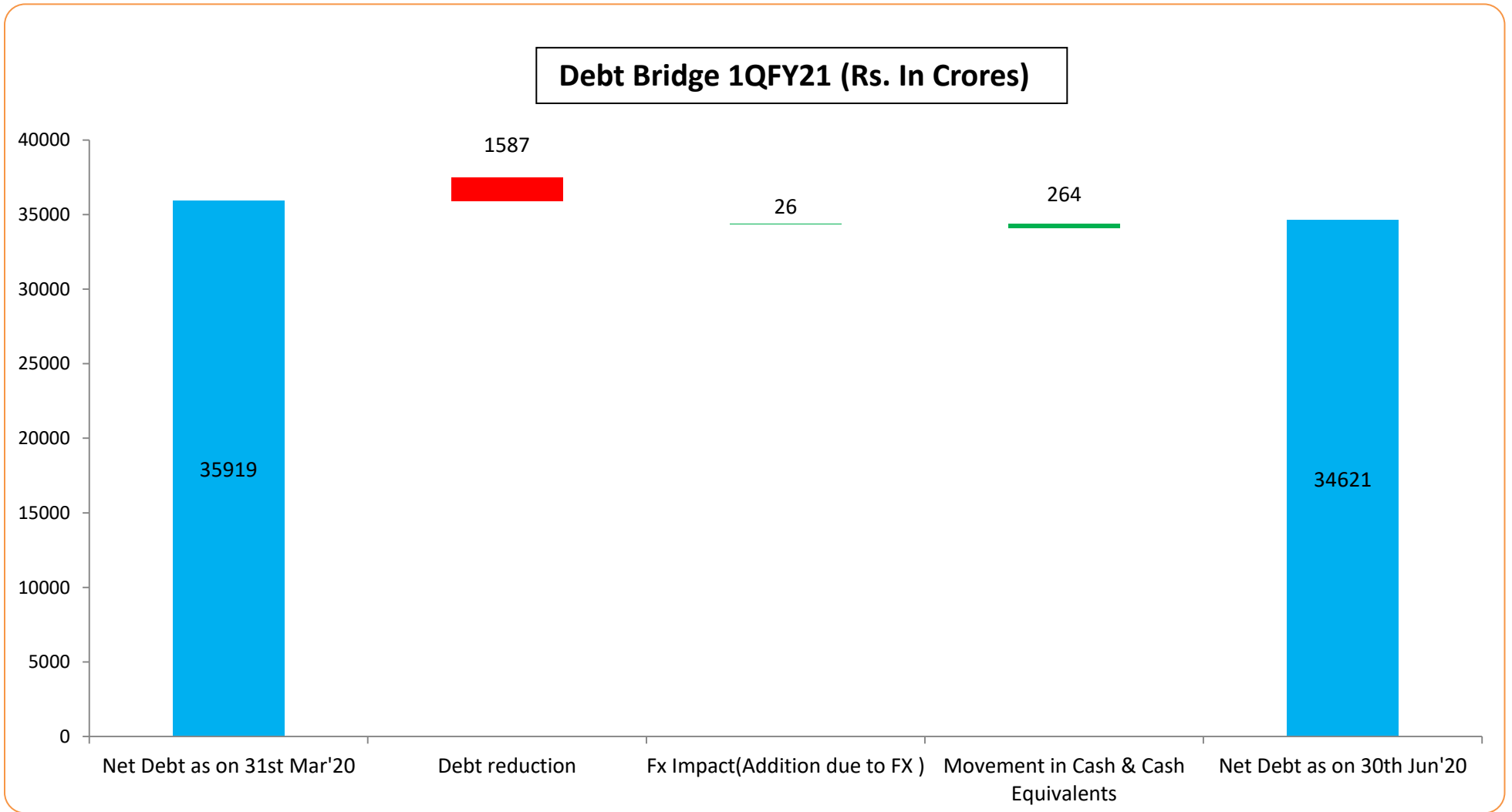


Consolidated Steel Sales*



(*Incl .Pig iron)(Figures in Million Tonnes)

JSPL CONSOLIDATED DEBT BRIDGE



Debt Rs.15,301 Crs

Jindal Steel & Power Ltd.

The listed operating entity with all steel plants, pellet plant and captive power plants in India

Jindal Power Ltd.

Debt Rs.7,235 Crs

Independent power plants in India

Jindal Steel & Power (Mauritius) Ltd.

Debt Rs. 5,767 Crs

Holding company for the global businesses

Others

Remaining entities & IND AS adjustment

Debt Rs. 139 Crs

South Africa & Mozambique

Anthracite coal & Coking coal

Debt Rs.104 Crs

Shadeed Iron & Steel LLC- Oman

Steel plant in Oman

Debt Rs. 5,619 Crs

Wollongong Coal Ltd/JSPAL- Australia

Coking coal mines in Australia

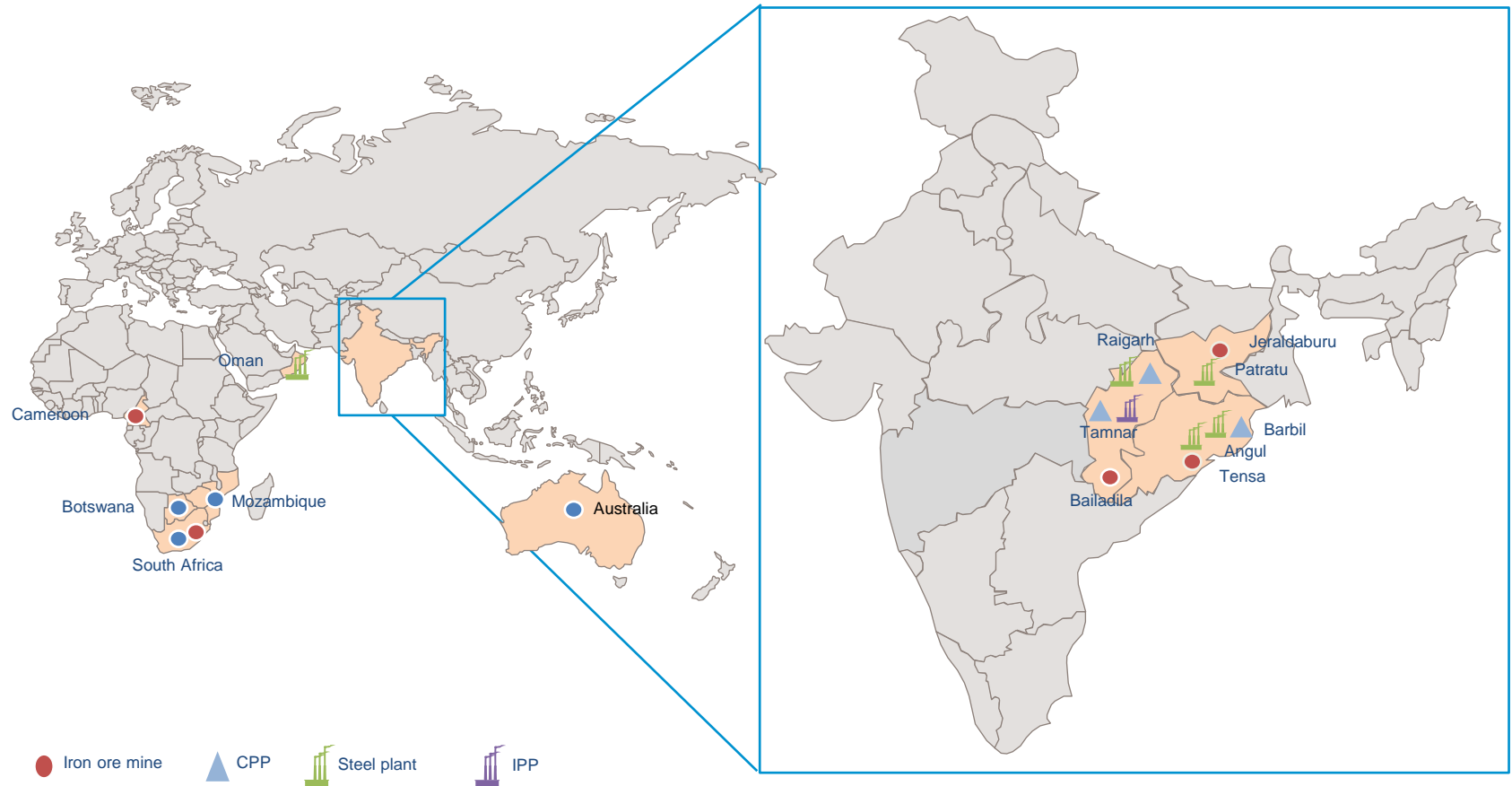
Debt Rs. 2,660 Crs

The debt represent the gross debt at each entity level, Cash & Cash Equivalent Rs.906 Crs. Net Debt= Rs.35,919 Crs

Overseas debt has been converted into Rupee .by considering closing rate as on 31st March 2020.(1 USD= Rs.75.38)

FACILITIES AT A GLANCE

GLOBAL PRESENCE IN ATTRACTIVE MARKETS



Presence in resource rich regions well connected with evacuation infrastructure

INDIA

Integrated Steel Plant, Raigarh



Steel Fabrication Plant, Punjipatra



Heavy Machinery Division, Raipur



Tamnar, 3400 MW Power plant





*Integrated Steel Plant ,
Angul*

Pellet Plant, Barbil





*WRM & BRM,
Patratu*

Oman



MAKING SUSTAINABILITY A FOCUS PRIORITY



COVID 19 RESPONSE: JSPL REMAINS COMMITTED TO SERVE THE NATION



PILLARS OF CSR

HEALTH & NUTRITION



ENVIRONMENT & AGRICULTURE



DRINKING WATER & SANITATION



SPORTS



EDUCATION



ART & CULTURE



SKILL EDUCATION



RURAL INFRASTRUCTURE



SUSTAINABLE LIVELIHOOD & WOMEN EMPOWERMENT



SOCIAL INCLUSION



SUSTAINABLE CSR -1Q FY 21

HEALTH & NUTRITION	DRINKING WATER & SANITATION	EDUCATION	SKILL BUILDING	SUSTAINABLE LIVELIHOOD & WOMEN EMPOWERMENT
26000 +	1.94 Lakh +	6580 +	404 +	2019 +
Adolescent girls and women benefitted from our reproductive healthcare initiatives	People provided with safe and clean drinking water facilities	Students empowered through quality education	People provided with vocational training and contributing to National Skill Pool	Women empowered through SHGs
1.77 Lakh	14000+	36	1200 +	3923 +
People benefitted from our health interventions and special intervention to defeat COVID19	Families provided by improved community sanitation facilities	Scholarships for underprivileged children	Students empowered through industry specific programs and through world class universities	Rural families benefitted through Sustainable Livelihood initiatives

SUSTAINABLE CSR -1Q FY 21

ENVIRONMENT & AGRICULTURE	SPORTS	ART & CULTURE	COMMUNITY INFRASTRUCTURE	SOCIAL INCLUSION
4056 +	250 +	160+	5000+	1800+
Community Plantation and scientific agricultural initiatives	Sports talents trained and developed for National and International arena	Performing artists and traditional artisans mainstreamed through various programs	People provided/ benefitted with infrastructural development facilities	Parentless children supported with shelter home
11000 +	100+	370+	250+	70+
4000 acres catchment area of Watershed developed and 500 acres of WADI land reclamation	Youths including women players supported with coaching and nutrition care	Grass root level change makers mainstreamed through Swayamsiddh Samman	Kilometres roads laid for connectivity and linkage	Senior citizens provided with nourishment care

HEALTH & SAFETY BEST PRACTICES



SAFETY INDUCTION



ON-THE-JOB SAFETY TRAINING



SAFETY REVIEWS



SAFETY AUDITS / INSPECTIONS

HEALTH & SAFETY BEST PRACTICES



TOOL BOX MEETINGS



SAFETY AWARDS/REWARDS



MEDICAL EXAMINATIONS/ WORLD CLASS PPEs



MOCK DRILLS

HEALTH & SAFETY BEST PRACTICES PREPAREDNESS FOR COVID-19



MISSION ZERO HUNGER



DISTRIBUTION OF ESSENTIALS



DEDICATED HOSPITAL FOR COVID CARE



SPREADING AWARENESS



RECENT AWARDS & RECOGNITIONS

- *Listed as Most Honored company in Basic Material Sector by All Asia Executive Team Ranking 2020, Institutional Investor Research*
- *Prestigious Award for Achievement in Supply of Railway Tracks, Rail Analysis Award 2019*
- *JSPL was awarded “FICCI CSR Award “ for Women Empowerment 2019*
- *JSPL was awarded “Platinum Award “ for Health & Safety Excellence at the Apex India Excellence Award 2018-19*
- *JSPL was awarded “Odisha Excellence Award, 2018”, for its sustainable social development in the state.*
- *Jindal Panther was awarded “Iconic Brand of the Year” by Economic Times*
- *Jindal Panther bagged “India’s Most Trusted Brand Award” organised by IBC Info Media Corp USA*
- *JSPL honoured with the prestigious Odisha INC Award for its innovative CSR activities in Odisha.*
- *Mahatma Gandhi CSR Excellence Award and Social Good Awards to JSPL Foundation*
- *“Grow Care India CSR Awards 2019” JSPL Foundation “Platinum Award 2019” for Metal and Mining Sector.*
- *UBS Award for Best CSR Impact Award under Steel and Energy Sector .*
- *Award of Appreciation from Jharkhand State AIDS Control Society – Significant contribution in Voluntary Blood Donation.*
- *JSPL Foundation Co-Chairperson Smt. Shallu Jindal has been honoured with Best CSR Practices Award 2019 in Social Entrepreneurship for her contribution to the society as well as art and culture of India.*
- *JSPL Foundation's Chairperson Smt. Shallu Jindal has been awarded with the Golden Peacock Award for Social & Cultural Leadership 2019.*

For any information please contact: -

Mr. Nishant Baranwal – Head, Investor Relations

Tel : +91 11-41462198

Mobile:+91 8800690255

Email: - nishant.baranwal@jindalsteel.com

Mr. Gourav Sancheti – Asst. Manager, Investor Relations

Tel : +91 124-6612317

Mobile:+91 9038240683

Email: - gourav.sancheti@jindalsteel.com

This presentation may contain certain forward looking statements concerning Steel & power sector , Economy and JSPL's future business prospects and business profitability, which are subject to a number of risks and uncertainties and the actual results could materially differ from those in such forward looking statements.

The risks and uncertainties relating to these statements include, but are not limited to, risks and uncertainties regarding fluctuations in earnings, our ability to manage growth, competition (both domestic and international), economic growth in India and the target countries for exports, ability to attract and retain highly skilled professionals, time and cost over runs on contracts, our ability to manage our international operations, government policies and actions with respect to investments, fiscal deficits, regulations, etc., interest and other fiscal costs generally prevailing in the economy. Past performance may not be indicative of future performance. We do not undertake to update our forward-looking statements.

This presentation is not intended, and does not, constitute or form part of any offer, invitation or the solicitation of an offer to purchase, otherwise acquire, subscribe for, sell or otherwise dispose of, any securities in JSPL or any of it's subsidiary undertakings or any other invitation or inducement to engage in investment activities, neither shall this presentation nor the fact of it's distribution form the basis of, or be relied on in connection with, any contract or investment decision. Few numbers in this presentation are purely indicative & provisional and could change later. Estimates regarding economy, steel & power sector , company and related areas are purely indicative and could change with market conditions and host of other factors.

To the Taskforce guarding INDIA against the Corona Virus Pandemic



Thank You !