

MEGASTAR FOODS LTD.

Registered Office : Plot No. 807 Industrial Area Phase-2, Chandigarh-160 002
Works : Kurali-Ropar Road, Village Solkhan-140 108, Distt. Roopnagar, Punjab
Ph. : +91 1881 240401 (6 Lines) E-mail : info@megastarfoods.com



E: MEGASTAR/STK_EX_2122/08

To,

Date: 04 June 2021

The General Manager,
Department of Corporate Services
BSE Limited,
Floor 25, Phiroze Jeejeebhoy Towers,
Dalal Street, Mumbai- 400001

Security Code: 541352
Security ID: MEGASTAR

Sub: Investor Communication on Audited Financial Results of Megastar Foods Limited for the year ended 31 March 2021.

Dear Sir/Madam,

Pursuant to the provisions of Regulation 30 read with Para A of Part A of Schedule III of SEBI (Listing Obligations and Disclosure Requirements) Regulations, 2015, we are pleased to enclose herewith the Investor Communication on Audited Financial Results of Megastar Foods Limited for the Year ended 31 March 2021.

Further, the above information is also available on the Company's website at www.megastarfoods.com under the head of Investor.

You are requested to kindly take the aforesaid information on record.

Thanking you,

Yours Sincerely,

For, **MEGASTAR FOODS LIMITED**


Dhiraj Kheriwal
Company Secretary & Compliance Officer

Encl.: As Above



MEGASTAR FOODS LIMITED

Investor Presentation

BSE – 541352 Bloomberg – MEGASTAR:IN



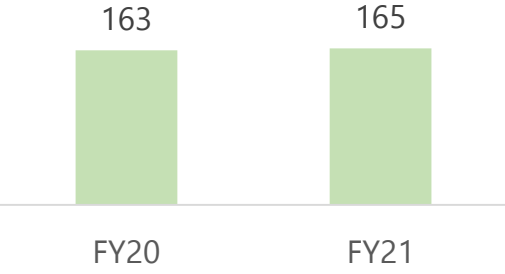
Financial Year 2020-21 Performance

FY 2020-21:– Standalone Financials




FY – YoY


Revenue from Operations
(Rs. In Crores)



EBITDA
(Rs. In Crores)



PBT
(Rs. In Crores)




- FY21 revenue from operations at Rs. 165 cr. as compared to Rs. 163 cr. in FY20;
- EBITDA at Rs. 10 cr. for FY21 as compared to Rs. 9 cr. for FY20;
- PBT of Rs. 6 cr. for FY21 as compared to Rs. 5 cr. for FY20;

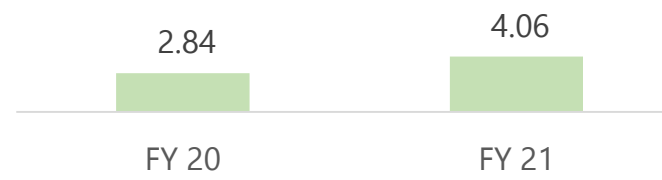
Strong financial indicators...



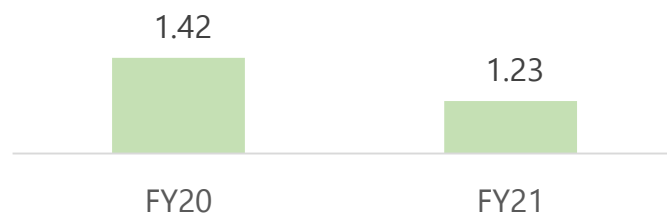
Total Debt to Equity Ratio



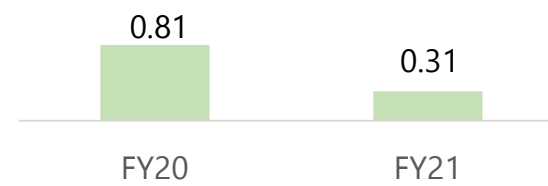
Interest Coverage Ratio



Current Ratio



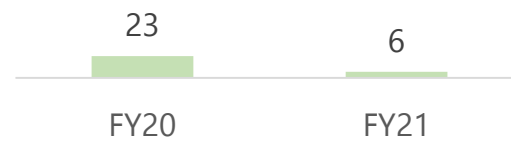
Quick Ratio



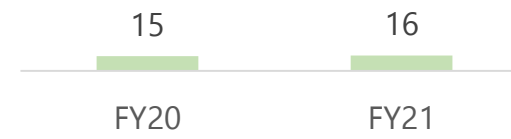
Strong financial indicators...



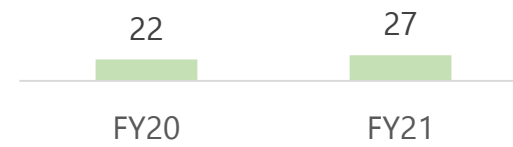
PE Ratio



Return on Net Worth (RONW)



Net Asset Value Per Share



5 Year's Financial Snapshot

(Rupees in Lacs)

S.No.	Particulars	FY 2021	FY 2020	FY 2019	FY 2018	FY 2017
1	Net Sales from operations	16,530	16,297	14,232	10,294	9,769
	Other Non Operating Income	110	9	4	4	7.7
2	Total Income from Operations	16,640	16,306	14,237	10,298	9,776
3	Expenses					
	a) Cost of Material Consumed	12,841	13,497	11,206	8,396	7,582
	b) Purchase of Stock in Trade	1,257	535	871	685	1,000
	c).Change in Inventory-F. Good, WIP& Stock in Trade	-35	-75	65	-113	8
	Cost of Material Consumed	14,064	13,957	12,141	8,968	8,589
	d) Employee Benefit Expenses	397	343	280	264	183
	e) Depreciation & Amortization	161	126	98	87	72
	f) Other Expenditure	1,176	1,080	1,063	568	569
	Total Expenses	15,797	15,507	13,583	9,886	9,413
4	EBIDA	1,004	925	752	499	435
	EBIDA %	6.07	5.68	5.28	4.85	4.45
	Finance Cost	247	325	311	266	233
5	PBT (Before Ex. Items)	596	474	342	146	129
	Exceptional item- (Prior Period Expenses)	-	-	2	-	1
6	Profit Before Tax	596	474	340	146	128
	Tax Expense	170	133	97	16	24
7	Net Profit after Tax	425	341	243	130	104
8	Total Comprehensive Income	425	341	243	130	104
9	Paid-up Equity Share Capital	990	990	990	990	990
10	Face Value of share	10	10	10	10	10
11	Earnings Per Share (EPS)	4.29	3.44	2.55	2.16	1.75





Company Overview



- MEGASTAR FOODS LIMITED, is a prominent producer and supplier of wheat flour, organic wheat flour and allied products in India. Established in the year 2013, it was a conscious effort to ensure that we deploy the best food processing technologies from around the world, for manufacture and supply of highly nutritious wheat flour to manufacturing industries throughout India.
- Set-up with the through-process and objectives of meeting the highest quality standards, and all kinds of specialized flour requirements, Megastar has emerged as a **preferred supplier to some of the biggest food brands** in the country.

FY21 Financials (Standalone Financials)



Business Segments

- Agriculture - comprising of agricultural commodities (100% of the total revenue).

Products

- Atta – Wheat Flour Products;
- Maida – Fine Wheat Flour Products;
- Suji/Rawa- Semolina;
- Chokar/ Wheat Bran;
- Organic Atta;
- Organic whole Wheat Flour;
- Organic Wheat Flour;

Manufacturing Capacity

10, 000 MT

Wheat Grains in house Storage capacity

200 MT

Wheat Grains Crushing capacity

100 MT

Chakki Plant Capacity

Strong manufacturing capabilities, early investments for capacity



Manufacturing and Warehousing capability


- Manufacturing and procurement facilities in close proximity to the Wheat growing regions.
- Production capacity at 300 MT per day, the largest in the industry.
- Sufficient capacity for future growth, limited capex requirements.
- We have installed Buhler brand state of the art modern imported machinery.
- To maintain hygienic environment in our plant.



Location	Processes	Production capacity (MT/Per day)	Storage capacity (MT)
Village Solkhian, Dist. Roopnagar, Punjab	Wheat processing, grading and packaging	300	16000



Year-wise Journey of Megastar



Sustenance

Upgradation + Increase Supply Base

Assessment/ Approval

Execution

Discussion

2010

Lay-out,
zoning and
OEM

2011

Land + Installation+
Certifications

2012

2013

FSSC 22000 certification &
Sustenance

2014

2015

1. BRC A grade,
2. Halal
3. Sedex /SMETA
4. Supply in Bulker
5. Organic Certified

2016

Enhanced our Production with
supplies in various units of Nestle,
Yum, Jubilant, HUL, Mondelez,
Pepsico.

Listing as Limited company on 24th
May 2018 on BSE SME platform.

2017

2018

2019

**2020-
21**

Lab upgradation

- Farinograph
- SD Matic
- Falling No. equipment

R&D division

- New product development-
different quality of flour

Implementation of
ERP System

ESTABLISHED CLIENTELE

No. of years	Key Clients
--------------	-------------

5+



4+



Most Recent



Products Range and Plant Capacity



Capacity



Refined Wheat Flour



Whole Wheat Flour Atta



Semolina grits (Suji/Rawa)

10, 000 MT
Wheat Grains in house
Storage capacity

200 MT
Wheat Grains Crushing
capacity



Organic Whole Wheat flour Atta



Bran



Chakki Atta flour

100 MT
Chakki Plant Capacity

Rewards & Recognitions



- ✓ **2019 : Received Nestle India's Golden Circle award**
- ✓ **2019 : Procurement Conclave from ITC limited**
- ✓ **2018 : Most dependable partner from Jubilant**

MANAGEMENT TEAM

Vikas Goel

Chairman &
Managing
Director



Mr. Goel aged 49 years, has been in this industry for more than 28 years. With his hands-on approach, Mr. Goel has directly overseen the operations of Megastar since its very inception.

He is playing a vital role in formulating business strategies and effective implementation of the same. He is responsible for the expansion and overall management of the business of our Company.

Vikas Gupta

Whole-
Time
Director



Mr. Gupta aged 45 years, has more than 18 years of experience in this industry.

He holds a degree of Bachelor of Commerce and Inter passed certificate from ICAI. He currently heads production, HR and administration, as well as participates in business development.

Mudit Goyal

Whole-
Time
Director



Mr. Mudit Goyal aged 27 years, is the Whole Time Director of the Company. He holds a degree of Master of Business Administration (MBA) from AMITY GLOBAL .

He has joined the company recently in 2018 and looks after the marketing operations of the company.

Megastar Foods Limited

Regd. Office : Plot No.807, Industrial Area, Phase II, Chandigarh -160002

Works: Kurali – Ropar Road, Village Solkhian -140108, District Roopnagar, Punjab

Tel. : +91 1881240401

CIN No.: L15311CH2011PLC033393

www.megastarfoods.com

Investor Contact:

Name:- Vikas Goel

Designation:- Chairman & Managing Director

Tel: +91 1881240401

E-mail: cs@megastarfoods.com

