

Date: 18th August 2020

Ref: KNRCL/SD/2020/101 & 102

To
Dept. of Corporate Services,
BSE Limited
P J Towers, Dalal Street,
Fort, MUMBAI - 400001

To
National Stock Exchange of India Limited
"Exchange Plaza",
Bandra Kurla Complex,
Bandra (E), MUMBAI - 400051

BSE Code: 532942

NSE Code: KNRCON

Sir,

Sub:- Investors presentation - August 2020


Ref: - Listing Regulations

With reference to the above, please find attached the latest investors' presentation.

This is for your information and records

Yours truly,
for KNR Constructions Limited


M. V. VENKATA RAO
Company Secretary





KNR Constructions Limited



Investor Presentation
August 2020

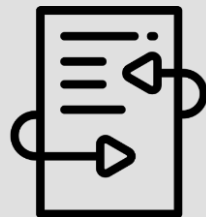
Positioned To Build A New India



This presentation and the accompanying slides (the “Presentation”), which have been prepared by **KNR Constructions Limited** (the “Company”), have been prepared solely for information purposes and do not constitute any offer, recommendation or invitation to purchase or subscribe for any securities, and shall not form the basis or be relied on in connection with any contract or binding commitment whatsoever. No offering of securities of the Company will be made except by means of a statutory offering document containing detailed information about the Company.

This Presentation has been prepared by the Company based on information and data which the Company considers reliable, but the Company makes no representation or warranty, express or implied, whatsoever, and no reliance shall be placed on, the truth, accuracy, completeness, fairness and reasonableness of the contents of this Presentation. This Presentation may not be all inclusive and may not contain all of the information that you may consider material. Any liability in respect of the contents of, or any omission from, this Presentation is expressly excluded.

Certain matters discussed in this Presentation may contain statements regarding the Company’s market opportunity and business prospects that are individually and collectively forward-looking statements. Such forward-looking statements are not guarantees of future performance and are subject to known and unknown risks, uncertainties and assumptions that are difficult to predict. These risks and uncertainties include, but are not limited to, the performance of the Indian economy and of the economies of various international markets, the performance of the industry in India and world-wide, competition, the company’s ability to successfully implement its strategy, the Company’s future levels of growth and expansion, technological implementation, changes and advancements, changes in revenue, income or cash flows, the Company’s market preferences and its exposure to market risks, as well as other risks. The Company’s actual results, levels of activity, performance or achievements could differ materially and adversely from results expressed in or implied by this Presentation. The Company assumes no obligation to update any forward-looking information contained in this Presentation. Any forward-looking statements and projections made by third parties included in this Presentation are not adopted by the Company and the Company is not responsible for such third party statements and projections.



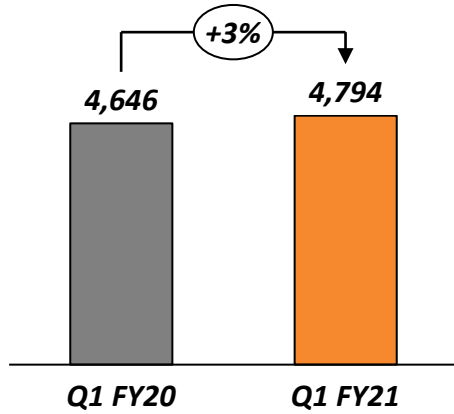
Key Highlights & Result Update

Financial Highlights

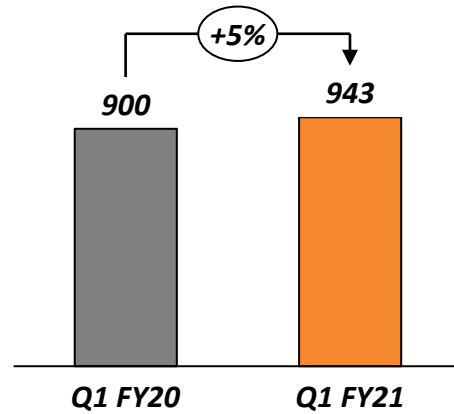
Rs. Million

Standalone

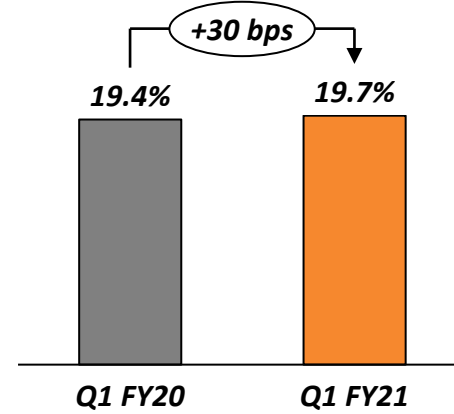
Revenue



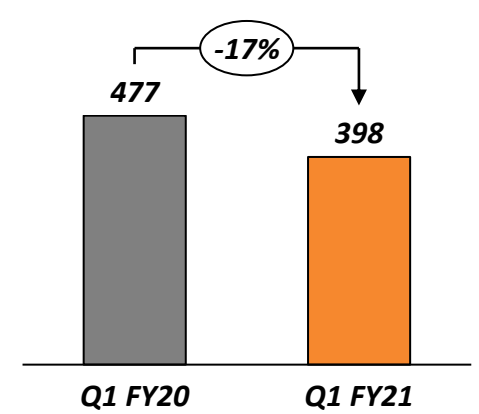
EBITDA



EBITDA Margins

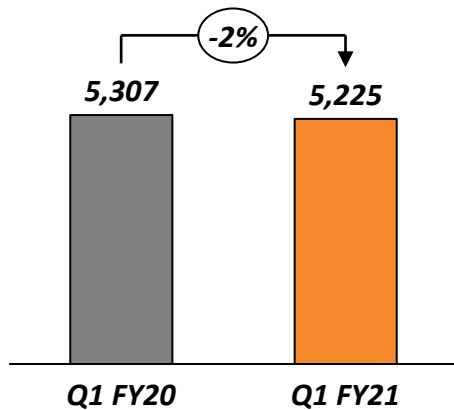


PAT

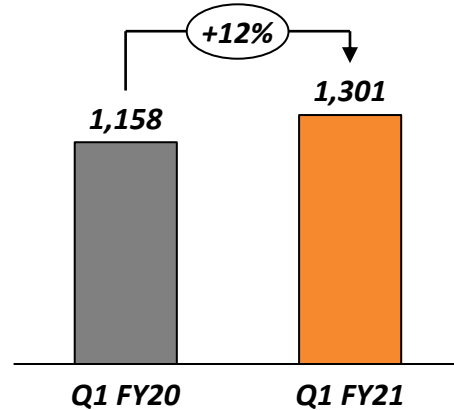


Consolidated

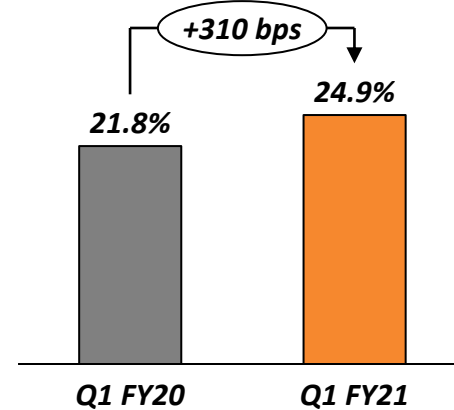
Revenue



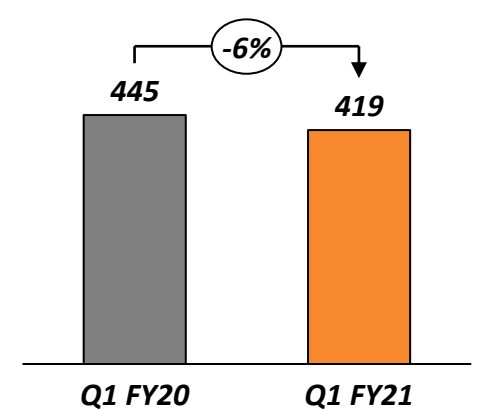
EBITDA



EBITDA Margins



PAT



- ❑ Project execution at all EPC and HAM projects as well as BOT-Toll operations were suspended from 23rd March 2020 onwards due to nationwide lockdown to contain the spread of COVID-19
- ❑ Post receipt of required permissions from State as well as Central Government authorities and as per communication received from NHAI with regards to resumption of collection of user fee at all toll plazas on National Highways w.e.f. 20th April 2020, we have re-commenced the operations across our project sites including BOT-Toll operations
- ❑ Construction activity at the EPC and HAM project site started gradually over a period of time and are currently at sub-optimal level due to unavailability of required manpower and raw material
- ❑ BOT-Toll operations were suspended from 1st April 2020 to 19th April 2020 which resulted in Toll revenue loss of 19 days in Q1 FY21
 - ❑ Toll operations were re-commenced from 20th April 2020 however, average per day toll collection were severely impacted due to ongoing Nationwide lockdown
- ❑ The company has NOT opted for the moratorium option and continue to meet all debt obligations

Financial Results

Particulars (Rs. Million)	Standalone			Consolidated		
	Q1 FY21	Q1 FY20	YoY	Q1 FY21	Q1 FY20	YoY
Total Revenue	4,793.7	4,646.0	3%	5,225.3	5,307.2	-2%
Operating Expenses	3,150.1	3,053.2		3,173.3	3,393.5	
Employees Expenses	277.6	271.4		281.4	275.4	
Other Expenditure	422.6	421.2		469.7	480.0	
EBITDA	943.4	900.2	5%	1,300.7	1,158.2	12%
EBITDA margin	19.7%	19.4%	30 bps	24.9%	21.8%	310 bps
Other Income	61.0	167.8		69.9	187.4	
Depreciation	331.0	388.7		486.0	544.4	
Interest	102.1	90.4		291.8	236.8	
Share of Profit from Associate	0.0	0.0		-1.0	-7.2	
PBT before Exceptional Item	571.3	588.8	-3%	591.8	557.3	6%
Exceptional Item	0.0	0.0		0.0	0.0	
PBT	571.3	588.8	-3%	591.8	557.3	6%
Tax						
Current Tax	173.4	111.7		173.4	111.8	
Prior Period Tax	220.6	140.1		220.6	140.6	
Deferred Tax	0.0	0.0		0.0	-0.3	
Deferred Tax	-47.2	-28.4		-47.2	-28.4	
Profit After Tax	397.9	477.2	-17%	418.5	445.4	-6%
PAT margin	8.3%	10.3%	-200 bps	8.0%	8.4%	-40 bps
Other Comprehensive Income	-1.0	0.0		-1.0	0.0	
Total Comprehensive Income	396.9	477.2	-17%	417.5	445.4	-6%



Business Overview

❑ One of the leading companies providing Engineering, Procurement and Construction (EPC) services

- Major Projects in Roads & Highways – one of the fast-growing sectors
- Established presence in Irrigation and Urban Water Infrastructure Management

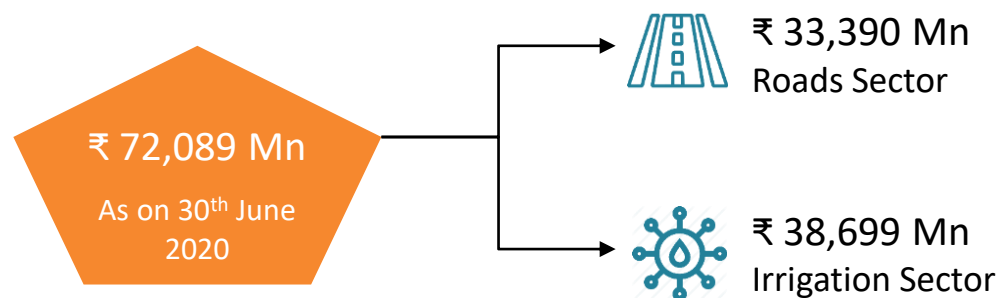
❑ 20 years of experience of project execution

- Successfully executed more than ~6,000 lane km Road Projects
- Projects executed across 12 states in India

❑ Portfolio of BOT/HAM Projects

- 778 lane Kms Projects in the state of Telangana, Karnataka, Kerala & Bihar
- 2 Annuity based Projects & 2 Toll based projects completed
- 5 HAM projects with total Bid Project cost of Rs. 60,491.7 million is under construction/development

❑ Strong EPC Order Book



Vision

To develop KNRCL as a Centre of excellence in the field of Infrastructure services by striving continuously to provide eco-friendly solution adopting state-of-the-art practices and commitment to quality through motivated human resource



Mission

We would aim to add more business verticals to the organisation in the fields of construction of Elevated Metro Rail and Railway Projects.

1995



- Incorporated & Commenced EPC Business

2006



- Bagged 1st BOT Project in Karnataka worth Rs. 4,420 mn; Entry into Urban water Infrastructure with contract in Bangalore

2007



- Bagged 2nd BOT project worth Rs.5,920mn in Telangana

2008



- IPO & Listed on BSE and NSE

2013



- Bagged an EPC Project worth Rs. 9,371 mn for Madurai – Ramanathapuram Section of NH-49 in Tamil Nadu under NHDP Phase-III

2013



- Bagged 3rd BOT Toll project worth Rs. 9,005 mn in Kerala

2012



- Early completion of Biggest Road Project – Bijapur Hungund Section of Rs. 8,250 mn - 11 months ahead of schedule

2010



- Received the biggest work of order value Rs. 8,250 mn from Sadbhav Engineering Ltd for construction of Bijapur Hungund Road project

2016



- Crossed Revenue of Rs. 10,000 mn on Standalone Basis

2017



- Crossed Net Worth of Rs. 10,000 mn on Standalone Basis

2018



- Received 5 HAM Project worth of Rs. 56,112 Million (BPC)

2019



- Signed Share Purchase Agreement with Cube Highways for 3 SPVs (HAM project)
- Crossed Revenue of Rs. 20,000 mn on Standalone Basis



Mr. K. Narasimha Reddy –
Founder Promoter & Managing Director

- Over 50 years of experience in the Highway sector
- Started career in 1968 and engaged in the business of undertaking civil and mechanical contracts
- Extensive knowledge and experience in multi project planning Scheduling, cost controls in addition to overall construction and multi project management & driving force in taking the company towards greater heights



Mr. K. Jalandhar Reddy –
Promoter & Executive Director

- Over 25 years of experience in the Highway and infrastructure sector
- Started his career with the organisation as a project Manager and was elevated to Executive Director on April 1, 1997
- Heads the tendering and bidding activities and oversees most of the projects

Supported by Professional Team

Mr. T.L. Verma
(Sr. Vice President - Projects)

- A Bachelor of Engineering (BE) from MITS Gwalior (MP) with Over 35 years of total experience with ~20 years of experience in Highway sector
- Working with the company since 2006 on various projects i.e. Bridges and Highways, including construction of Concrete Roads

Mr. S Vaikuntanathan
(Vice President - Finance)

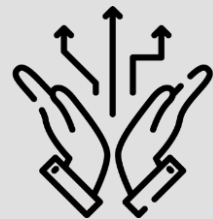
- A Fellow Member of the Institute of Chartered Accountants of India with 39 years of experience in the areas of finance, accountancy and taxation
- Has the overall responsibility for the finalization of corporate accounts, taxation, finance and related jobs

Mr. V. Narasimha Ramana
(Sr. Vice President - Technical)

- M. Tech in Civil Engineering from IIT Madras with over 30 years of rich experience in various Highway Projects connected with MORTH & NHAI
- Actively involved all the verticals of highway and bridge projects

Mr. M.V. Venkata Rao
(Company Secretary)

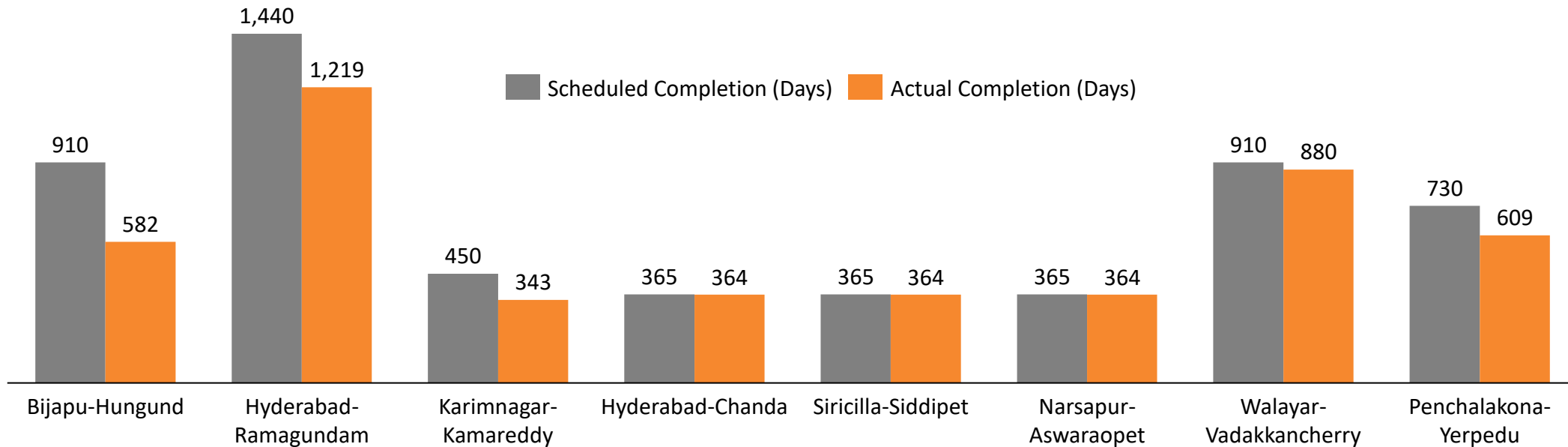
- A Fellow Member of the Institute of Company Secretaries of India
- Working with the company since 2007 and has the overall responsibility towards compliance of Rules & Regulations laid down by various authorities



Key Business Strengths

1. Project Execution Capabilities

- ❑ Top management's active involvement at all stages of Project execution
 - Selection of Major Raw Material
 - Selection of construction Camp location
- ❑ Faster Decision making to ensure project completion on schedule
- ❑ Received Bonus for completion of construction ahead of schedule



SIGNIFICANT EXPERIENCE AND STRONG TRACK RECORD IN TIMELY EXECUTION OF PROJECTS

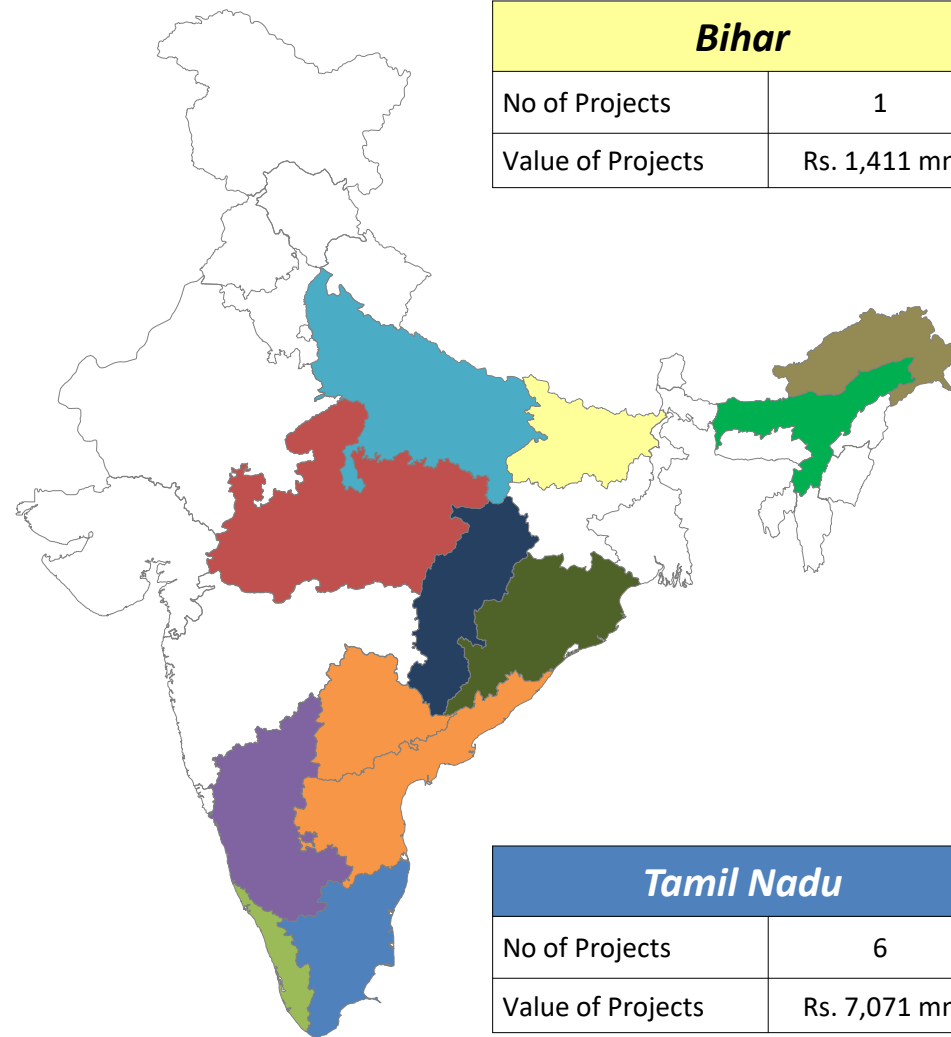
Pan India Project Execution Capability*

Uttar Pradesh	
No of Projects	4
Value of Projects	Rs. 1,704 mn

Madhya Pradesh	
No of Projects	5
Value of Projects	Rs. 7,941 mn

Karnataka	
No of Projects	14
Value of Projects	Rs. 21,084 mn

Kerala	
No of Projects	4
Value of Projects	Rs. 16,645 mn



Bihar	
No of Projects	1
Value of Projects	Rs. 1,411 mn

Arunachal Pradesh	
No of Projects	1
Value of Projects	Rs. 920 mn

Assam	
No of Projects	2
Value of Projects	Rs. 1,913 mn

Chhattisgarh	
No of Projects	1
Value of Projects	Rs. 264 mn

Odisha	
No of Projects	1
Value of Projects	Rs. 2,313 mn

Tamil Nadu	
No of Projects	6
Value of Projects	Rs. 7,071 mn

AP & Telangana	
No of Projects	8
Value of Projects	Rs. 15,771 mn

*Projects executed in last 5 years

Disclaimer: Maps not to scale. All data, information, and maps are provided "as is" without warranty or any representation of accuracy, timeliness or completeness

Cement Concrete Road

- Completed Widening to 4/6 lanes and Strengthening of Existing two lane carriageway of NH – 5 in the State of Orissa for a length of 56.0 Kms with total contract value of work is Rs 2,310 mn
- Existing road was widened & strengthened with flexible pavement but, new 2- lane road was constructed with concrete (PQC)
- Concrete road was paved for a width of 8.75m with G&Z slip form paver having automatic device for placement of tie bars and dowel bars at fixed interval
- Concreted Batching Plant was installed with a capacity compatible with the paving capacity of G&Z paver for better quality control of PQC Road

Hard Rock Excavation

- 2.6 Millions Cubic Meters deep hard rock excavation was done in the work of four laning of Islam Nagar (KM 230.00) to Kadtal (KM 278.00) of Nagpur –Hyderabad Section on NH-7 in the State of Telangana

2. In-house Construction Equipment

Sr. No.	Machinery	Quantity
1	Tipplers & Tankers	1146
2	Excavators	319
3	Generators	220
4	Concrete Mixers And Pumps	136
5	Compactors	133
6	Loaders	79
7	Drillers & Breakers	79
8	Graders	66
9	Cranes	52
10	Pavers	42
11	Batching Plants	42
12	Tractors	39
13	Weigh Bridges	38
14	Compressors	38

Sr. No.	Machinery	Quantity
15	Rollers	36
16	Crushers	28
17	Dozers	28
18	Light Soures	26
19	Trailers	25
20	Transformers	20
21	Wet Mix Plants	12
22	Hot Mix Plants	12
23	Sweeping Machines	9
24	Curblaying Machine	8
25	Drum Mix Plants	7
26	Sprayers	7
27	Sub Stations	2



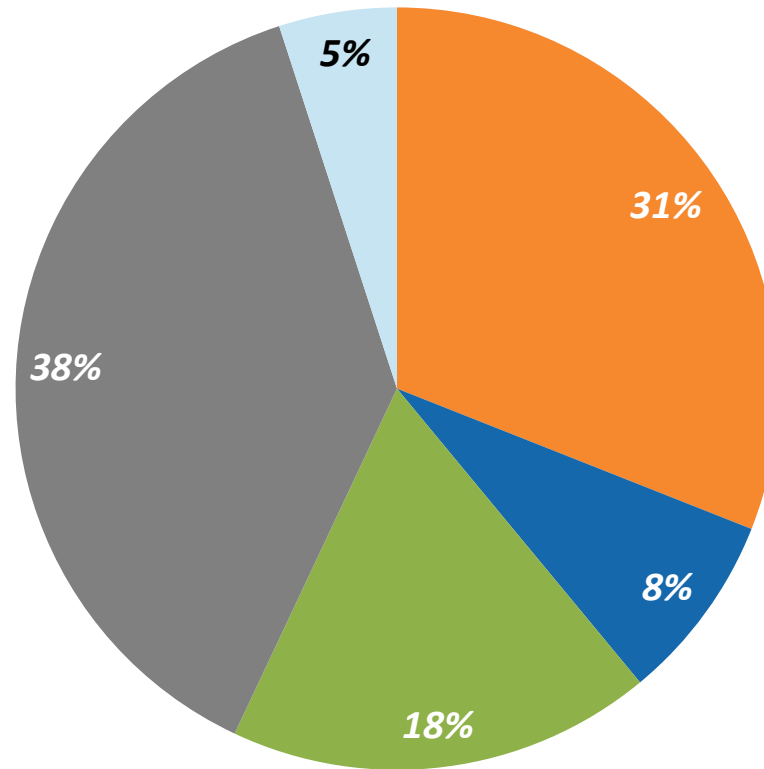
**Gross Block of Plant &
Machinery*
₹ 11,020 Million**



WORLD CLASS CONSTRUCTION EQUIPMENTS USE OF RIGHT TOOLS FOR RIGHT WORK

3. In-house Execution Team

Total Employees*
1,975



- *Project Engineering*
- *Site Supervision*
- *Site Engineers*
- *Equipment Operators*
- *Admin & Office Staff*

IN-HOUSE TEAM OF QUALIFIED AND EXPERIENCED EMPLOYEES LED BY PROVEN MANAGEMENT TEAM

4. Host of Marque Clients




National Highways Authority of India (NHAI)



Andhra Pradesh Road Development Corporation (APRDC)



Ministry of Road Transport & Highways (MoRTH)




Hyderabad Growth Corridor Limited (HGCL)



Karnataka State Highway Improvement Project (KSHIP)



Karnataka Road Development Corporation (KRDCL)




Madhya Pradesh Road Development Corporation Limited (MPRDCL)



Bruhat Bangalore Mahanagara Palike (BBMP)



Uttar Pradesh State Highways Authority (UPSHA)



Telangana Irrigation (Government of Telangana)



A.P. Irrigation (Government of Andhra Pradesh)



GMR Projects Private Limited



Engineers India Limited (Government of India Undertaking)



NMDC Limited




Sadbhav Engineering Limited



Public Works Department (Government of Arunachal Pradesh)



Oriental Structural Engineers Pvt. Ltd.



BOT Portfolio

BOT Portfolio – Annuity Projects

	Particulars	Patel KNR Infrastructures limited (PKIL)	Patel KNR Heavy Infrastructures Limited (PKHIL)
Project Details	Stake	40%	40%
	Project Type	Road-Annuity	Road-Annuity
	State	Karnataka	Telangana
	JV Partner	PEL	PEIL
	Client	NHAI	NHAI
	Length (KM)	60.0	53.0
Terms	Concession Start Date	26 th March 2007	2 nd March 2008
	Concession Period	20 Years	20 Years
	COD	21 st December 2009	11 th June 2010
Financials	Project Cost (Rs. mn)	4,420.0	5,920.0
	Equity (30.06.2020) (Rs. mn)	370.0	648.7
	Debt (30.06.2020) (Rs. mn)	2,165.7	3,528.9
	Securitized	Yes*	Yes**
	Semi-Annuity - 36 Instalments (Rs. mn)	329.4	443.7

* PKIL securitized its project loan through issuance of non-convertible debentures to LIC of India & raised Rs. 4,090 mn in April 2010. The said proceeds were used to retire the existing high cost project loan and unsecured loans of promoters and to meet the issue expenses.

**PKHIL securitized its project loan through issuance of non-convertible debentures to L&T Infrastructures Finance Company Limited and raised Rs 4000 mn in Sept. 2013. The said proceeds were used to retire the existing high cost project loans (Other than the ECB of USD 25 Millions availed from the Standard Chartered Bank , London) and unsecured loans of promoters and to meet the issue expenses.

BOT Portfolio – Toll Projects

	Particulars	KNR Walayar Tollways Private Limited #	KNR Muzaffarpur Barauni Tollway Private Limited
Project Details	Stake	100%	51%
	Project Type	Road-Toll	Road-Toll
	State	Kerala	Bihar
	JV Partner	-	JKM Infra Project Ltd
	Client	NHAI	NHAI
	No of Lanes	Two to Four	Two
	Length(KM)	54	108
Terms	Concession Start Date	18th May 2013	8th July 2012
	Concession Period	20 Years	21 Years
	Scheduled COD	15th Nov. 2015	9th July 2014
	Actual Scheduled COD	31st Oct. 2015	3rd June 2016
	Revenue Sharing	Grant	Premium
Financials	Project Cost (Rs. mn)	9,005.1	3,596.8 / (Revised: 4,588.6)
	Equity (30.06.2020) (Rs. mn)	3,974.1*	1,771.5
	Debt (30.06.2020) (Rs. mn)	1,328.4	2,971.2
	Status	100% COD issued on 31st Oct. 2015	100% PCOD issued on 24th August 2017
	Toll Revenue – Q1 FY21 (Rs. mn)	Q1 FY21: 70.0^	Q1 FY21: 102.5^

* incl. additional quasi equity of Rs. 2,615.0 mn towards repayment of loans; ^ toll revenue for only 72 days in Q1 FY21 due to suspension of toll collection from 1st April 2020 to 19th April 2020

- The company has entered into a Share Purchase Agreement dated January 9, 2020 with Cube Highways and Infrastructure III Pte. Ltd. to sell its entire equity stake in the project at an enterprise value of Rs. 5,292.7 million

	Particulars	Trichy to Kallagam	Chittoor to Mallavaram	Ramsanpalle to Mangloor	Magadi to Somwarpeth	Oddanchatram to Madathukulam*
Project Detail	SPV Name	KNR Srirangam Infra Private Limited	KNR Tirumala Infra Private Limited	KNR Shankarampet Projects Private Limited	KNR Somwarpeth Infra Private Limited	KNR Palani Infra Private Limited
	Stake	100%**	100%**	100%**	100%	100%
	Project Type	Hybrid Annuity	Hybrid Annuity	Hybrid Annuity	Hybrid Annuity	Hybrid Annuity
	State	Tamil Nadu	Andhra Pradesh	Telangana	Karnataka	Tamil Nadu
	Client	NHAI	NHAI	NHAI	KSHIP	NHAI
	No of Lanes	Four	Six	Four	Two	Four
	Length(KM)	38.7	61.1	46.8	166.0	45.4
	Concession Period	17 Years	17.5 Years	17 Years	9 Years	17 Years
Financials	Bid Project Cost (Rs. mn)	10,206.0	17,300.7	12,340.0	11,445.0	9,200.0
	Total Project Cost (Rs. mn)	9,099.8	14,555.0	10,456.2	11,276.0	
	Grant (Rs. mn)^	4,317.5	6,920.3	4,936.0	7,485.0	
	Estimated Equity (Rs. mn)	962.3	1,904.7	1,351.2	1,221.0	Signed CA on 6th December 2019 & FC achieved on 22nd May, 2020
	Estimated Debt (Rs. mn)	3,820.0	5,730.0	4,169.0	2,570.0	
	Status	AD received on 1 st Mar 2019	AD received on 4 th Jan 2019	AD received on 2 nd May 2019	AD received on 12th Feb 2020	
Progress	% Physical Progress	43.0%	57.6%	51.5%	9.3%	NA
	Equity Invested (Rs. mn)	481.2	952.4	675.7	76.7	48.9
	Grant Received (Rs. mn)	1,782.9	4,152.2	2,961.6	NA	NA
	Debt Already Drawn (Rs. mn)	1,060.0	380.1	1,400.0	NA	NA

*subject to Financial Closure

** - Share Purchase Agreement signed with Cube Highways and Infrastructure III Pte. Ltd.

^Grant includes estimated Price Index Multiple of Rs. 235.10 mn

1. FC – Financial Closure

2. AD – Appointed Dated

3. CA - Concession Agreement

Details of SPA with Cube[^]

Particulars	Total Equity (Rs. mn)	Cube's Equity Share (49%) (Rs. mn)	+	KNR's Equity Share (51%) (Rs. mn)	→	Consideration for KNR's 51% stake (Rs. mn)*
KNR Srirangam Infra Pvt Ltd (SPA Signed: 28 th Jan'19)	962.3	471.5	+	490.8	→ 1.50 times	736.1
KNR Tirumala Infra Pvt Ltd (SPA Signed: 11 th Feb'19)	1,432.5	701.9	+	730.6	→ 2.08 times	1,520.6
KNR Shankarampet Projects Pvt Ltd (SPA Signed: 16 th Aug'19)	1,042.3	510.7	+	531.6	→ 1.80 times	957.9

- ❑ Entered into Share Purchase Agreement with Cube for the above mentioned 3 SPV's (100% wholly owned subsidiary the Company)
- ❑ The Company in a phased manner will sell to Cube its entire shareholding in the SPV
 - Sale is subject to the shareholding transfer restrictions set out in the concession agreement executed between NHAI and the SPV's and various regulatory and lender's approvals
- ❑ The transaction is contemplated to be completed in two stages
 - **First Stage** scheduled to be completed after achievement of the Commercial Operation Date (the "COD") as per Concession Agreement
 - **Second Stage** scheduled to be completed after expiry of mandatory lock-in period as per the Concession Agreement

[^] Cube Highways and Infrastructure III Pte. Ltd.

* The amount may undergo some changes at the time of COD

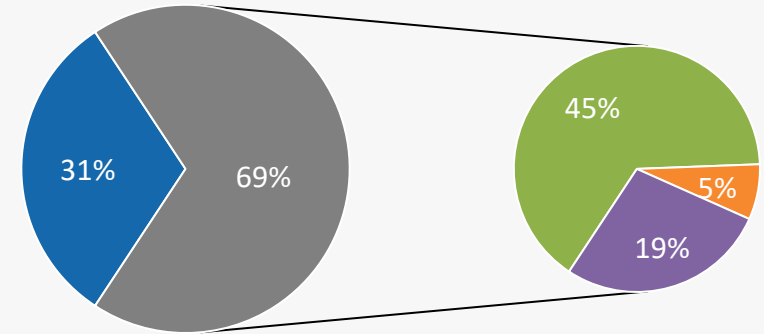


Order Book & Business Strategy

Order-book Highlights

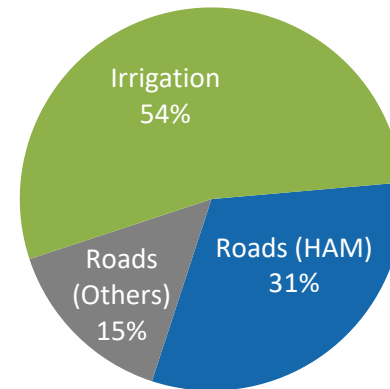
Key Projects	Rs. Mn
Magadi to Somwarpeth Project (KSHIP HAM)	8,144
Ramsanpalle to Mangloor Project (HAM)	5,077
Chittor to Mallavarm Project (HAM)	5,075
Trichy to Kallagam Project (HAM)	4,353
Hubli – Hospet Section of NH – 63 (EPC)	2,334
Top 5 Road Projects	24,983
Other Road Projects	8,407
Irrigation Projects	38,699
Total Orderbook as on 30th June 2020	72,089

Order Book Break-up

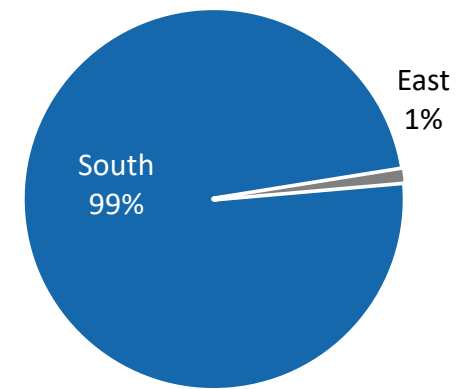


■ Captive (HAM Projects) ■ State Govt. ■ Central Govt. ■ Others

Segment Wise Split

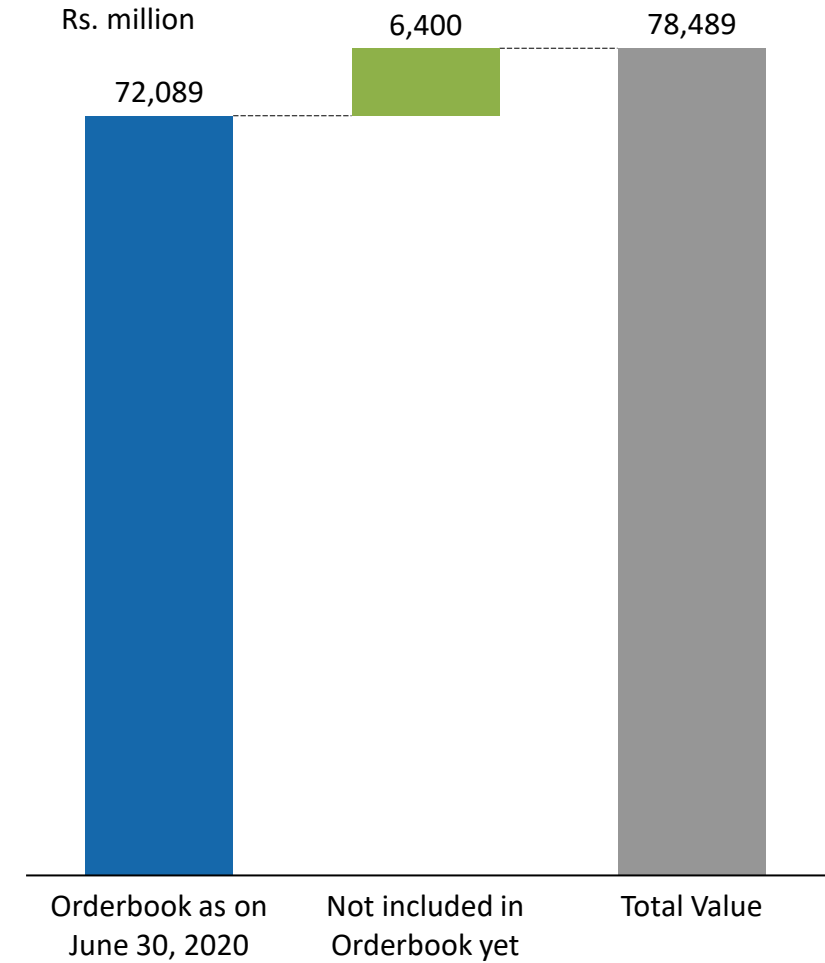


Region Wise Split



Projects not yet included in Orderbook

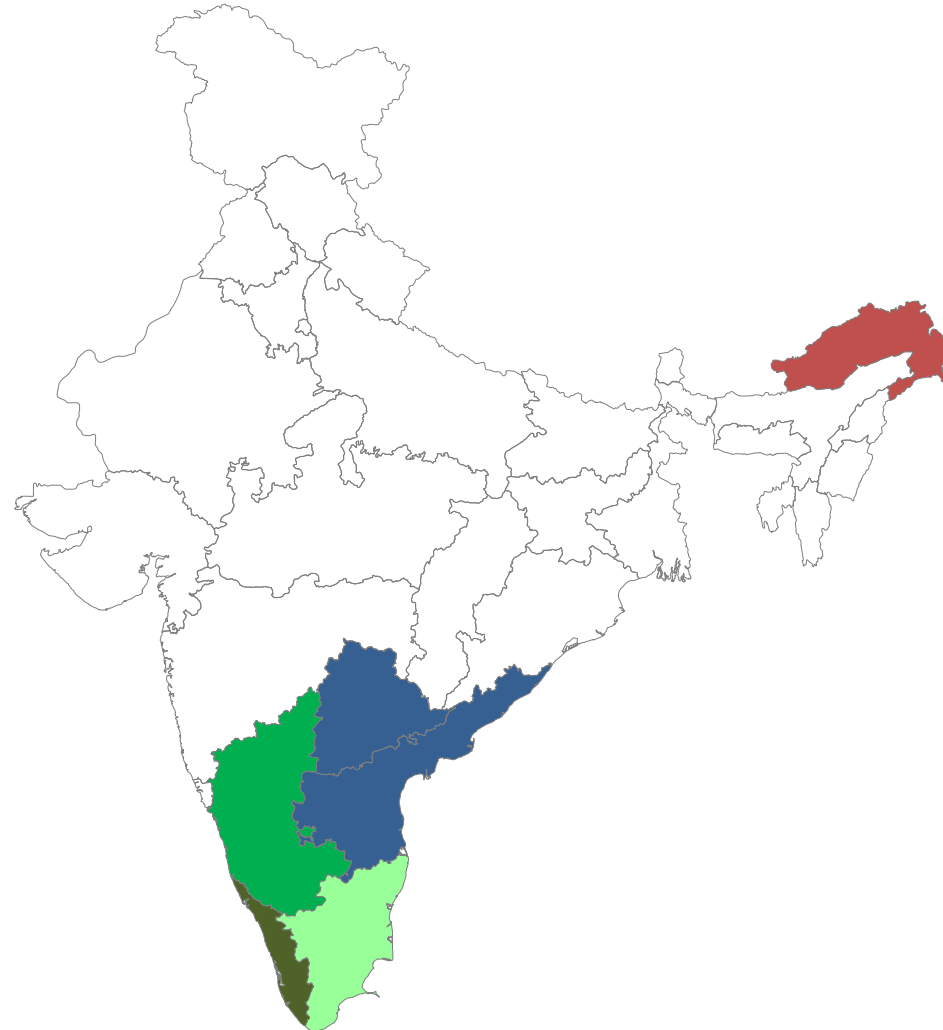
Particulars	Project Cost (Rs. mn)
Four Laning of Oddanchatram – Madathukulam section of NH - 209 (New NH-83) under Bharatmala Pariyojna Phase – I (Residual Project under NHDP) in the state of Tamil Nadu on HAM	6,400



Order-book: State-wise

Karnataka	
No of Projects	6
Balance Value	Rs. 12,102 mn

Kerala	
No of Projects	2
Balance Value	Rs. 96 mn



Arunachal Pradesh	
No of Projects	1
Balance Value	Rs. 822 mn

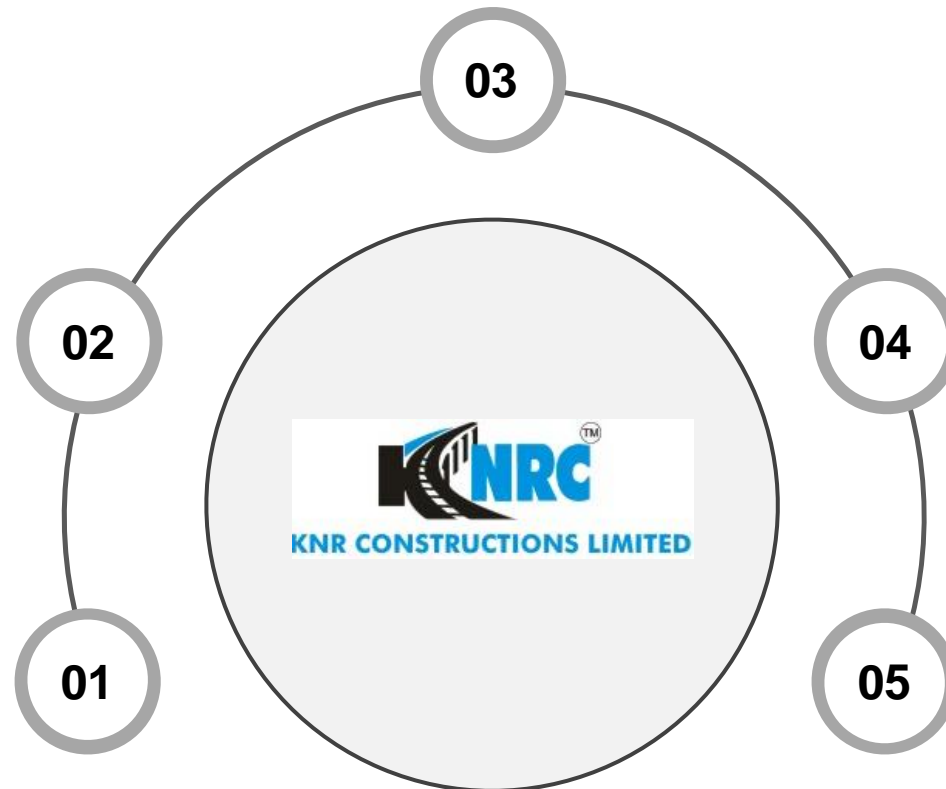
AP & Telangana	
No of Projects	13
Balance Value	Rs. 52,559 mn

Tamil Nadu	
No of Projects	11
Balance Value	Rs. 6,510 mn

Focus on Projects involving Higher degree of engineering skills

Focus on securing EPC contracts from reputed Clients and Concessionaire

Capitalise on Opportunity of huge Infrastructure development in Country



Continuously explores growth opportunities by forming strategic Joint Ventures (JVs)

Execute all the projects on time or ahead of schedule



A.P. INDUSTRIES
AN ISO 9001:2008 CO.

KNR CONSTRUCTIONS LIMITED

S.W.L 100 T
SR No.-16006
YEAR - 2016

G-1



Financial Highlights

Standalone Financial Highlights

Financial Year	2010*	2011*	2012*	2013*	2014*	2015*	2016^	2017^	2018^	2019^	2020^
Turnover	Rs. 7,125	Rs. 7,930	Rs. 7,505	Rs. 6,921	Rs. 8,348	Rs. 8,761	Rs. 9,025	Rs. 15,411	Rs. 19,317	Rs.21,373	Rs. 22,442
	\$118.6	\$132.0	\$125.0	\$115.2	\$139.0	\$140.0	\$136.1	\$238.3	\$296.9	\$306.8	\$297.7
EBITDA	Rs. 1,121	Rs. 1,356	Rs. 1,338	Rs. 1,164	Rs. 1,258	Rs. 1,261	Rs. 1,529	Rs. 2,296	Rs. 3,839	Rs. 4,270	Rs. 4,871
	\$18.7	\$22.6	\$22.3	\$19.4	\$20.9	\$20.1	\$23.1	\$35.5	\$59.3	\$61.3	\$64.6
Profit before Tax (PBT)	Rs. 826	Rs. 897	Rs. 784	Rs. 670	Rs. 669	Rs. 723	Rs. 1,291	Rs. 1,632	Rs. 2,682	Rs. 2,906	Rs. 2,937
	\$13.8	\$14.9	\$13.1	\$11.2	\$11.1	\$11.6	\$19.5	\$25.2	\$41.2	\$41.7	\$39.0
Profit after Tax (PAT)	Rs. 503	Rs. 568	Rs. 528	Rs. 521	Rs. 610	Rs. 730	Rs. 1,611	Rs. 1,573	Rs. 2,721	Rs. 2,633	Rs. 2,252
	\$8.4	\$9.5	\$8.8	\$8.7	\$10.2	\$11.7	\$24.3	\$24.3	\$41.8	\$37.8	\$29.9
EPS	Rs. 3.58	Rs. 4.04	Rs. 3.75	Rs. 3.71	Rs. 4.34	Rs. 5.19	Rs. 11.45	Rs. 11.18	Rs. 19.35	Rs. 18.72	Rs. 16.02
	\$0.05	\$0.06	\$0.06	\$0.06	\$0.07	\$0.08	\$0.18	\$0.17	\$0.30	\$0.27	\$ 0.2
Net Worth	Rs. 3,008	Rs. 3,520	Rs. 4,024	Rs. 4,521	Rs. 5,106	Rs. 5,837	Rs. 7,377	Rs. 8,955	Rs. 11,578	Rs. 14,143	Rs. 16,239
	\$50.1	\$58.6	\$67.0	\$75.3	\$85.0	\$93.3	\$111.2	\$138.5	\$177.9	\$203.0	\$215.4
Debt	Rs. 740	Rs. 735	Rs. 555	Rs. 710	Rs. 867	Rs. 963	Rs. 1,125	Rs. 1,303	Rs. 2,204	Rs. 2,641	Rs. 2,141
	\$12.3	\$12.2	\$9.2	\$11.8	\$14.4	\$16.0	\$16.9	\$20.2	\$31.6	\$37.9	\$28.4
Debt to Equity	0.25	0.21	0.14	0.16	0.17	0.17	0.15	0.14	0.19	0.19	0.13

From FY10 to FY14 1 USD = Rs. 60.059

FY15 – 1USD = Rs. 62.58; FY16-1 USD = Rs. 66.32; FY17-Rs. 64.66; FY18-Rs. 65.07, FY19-Rs. 69.66, FY20 = Rs. 75.39

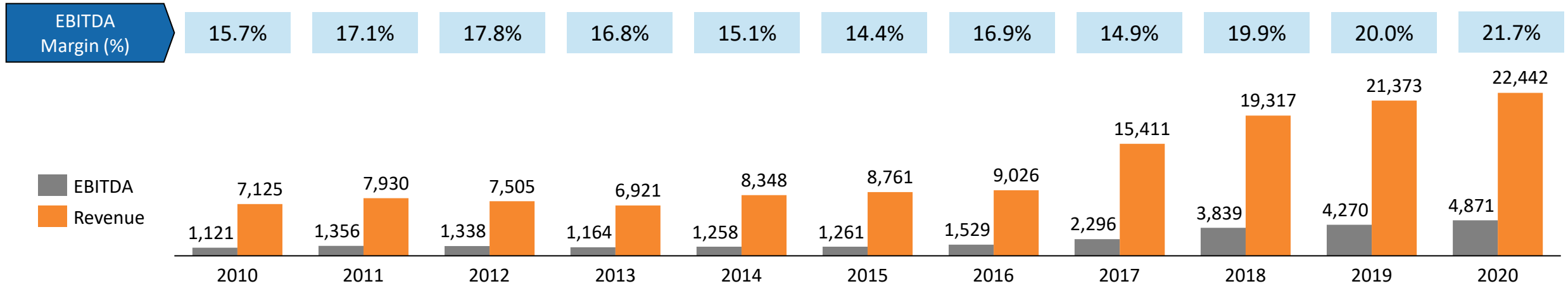
* Above financials are based on I GAAP

^ Based on IndAS

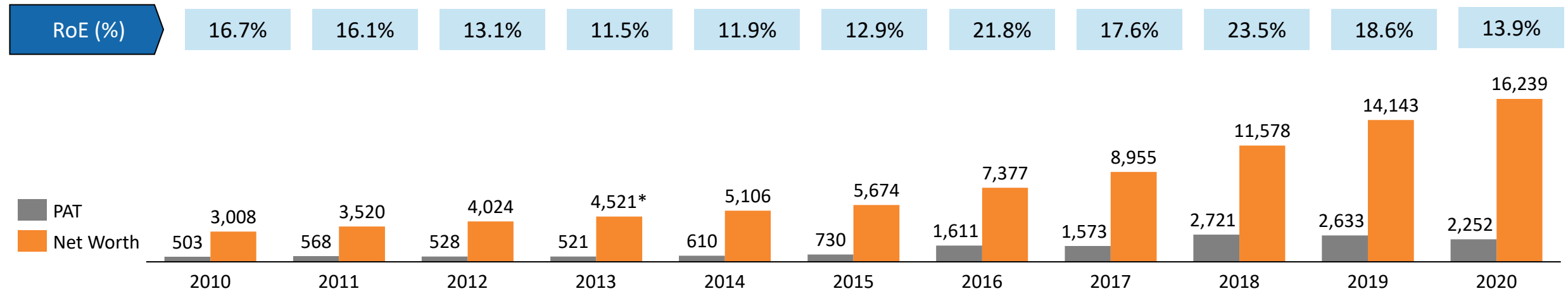
All figures in Rupees million except EPS & Debt to Equity

Standalone Financial Highlights

Revenue & EBITDA (Margin %)



Net Profit & Net Worth (RoE)



Rs. in Million

* - Includes Early Completion Bonus of Rs. 490 million

Standalone Financial Results

Rs. Million	FY20	FY19	YoY
Total Revenue	22,442.4	21,372.6	5%
Operating Expenses	13,550.0	13,881.0	
Employees Expenses	1,252.2	928.6	
Other Expenditure	2,769.5	2,293.4	
EBITDA	4,870.7	4,269.6	14%
EBITDA margin	21.7%	20.0%	+170 bps
Other Income	565.9	633.9	
Depreciation	1,918.5	1,681.1	
Interest ^	474.1	291.0	
PBT before Exceptional Item	3,044.0	2,931.4	4%
Exceptional Item*	-107.2	-25.5	
PBT	2,936.8	2,905.9	1%
Tax	684.5	273.3	
Current Tax	977.4	545.5	
Prior Period Tax	0.6	5.0	
Deferred Tax	-293.5	-277.2	
Profit After Tax	2,252.3	2,632.7	-14%
PAT margin	10.0%	12.3%	-220 bps
Other Comprehensive Income	-3.9	-0.1	
Total Comprehensive Income	2,248.4	2,632.6	-15%

* Exceptional item – In Q3FY20 Entered into a SPA with CUBE Highways for sale of KNR Walayar Tollways Pvt. Ltd. for an EV of Rs. 5,292.7 Million and accordingly impaired its investment for an amount of Rs. 67.2 mn; In Q2 FY20, investment of Rs. 40.1 mn in KNR Chidambaram Infra HAM Project has been written-off due to deemed termination as per clause 4.5 of the concession agreement; In Q4 FY19 investment of Rs. 25.5 mn in 2 foreign subsidiaries writer-off

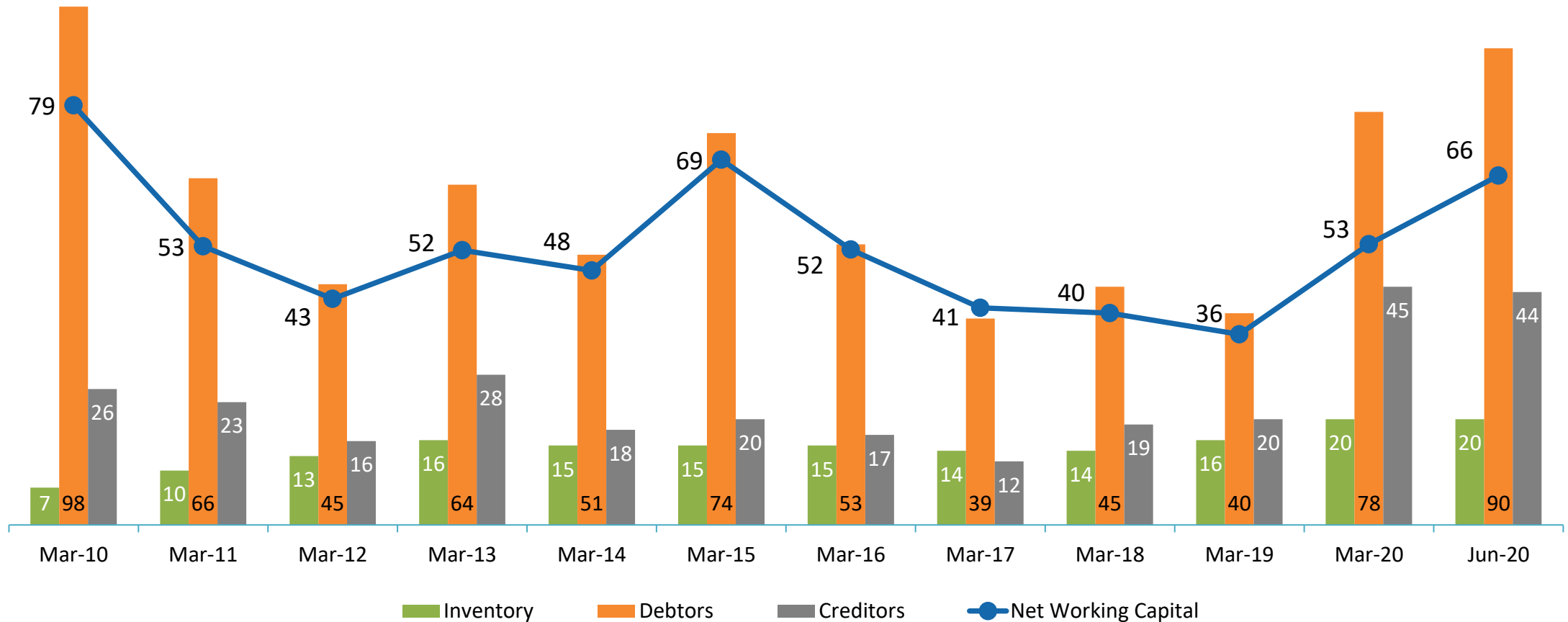
^ Increase due to Interest paid on Mobilization Advances

Standalone Balance Sheet

ASSETS (Rs. Million)	Mar-20	Mar-19
Non-Current Assets		
Property, plant and equipment	3,777.7	3,709.2
Capital work-in-progress	101.5	0.1
Right of Use Asset	26.0	0.0
Investment property	658.8	630.0
Other Intangible assets	1.5	1.1
Financial Assets		
Investments	1,860.6	1,182.7
Other Investments	1,381.1	1,043.3
Loans	28.4	26.1
Other financial assets	12.3	25.5
Deferred tax assets (Net)	1,609.9	1,739.1
Non current tax assets (Net)	216.5	137.8
Other non-current assets	893.3	1,183.3
Total Non-current assets	10,567.6	9,678.2
Current assets		
Inventories	1,231.6	950.9
Financial assets		
Investments in Associates held for sale	3,906.9	3,974.1
Other Investments	0.0	1.0
Trade receivables	4,761.1	2,344.1
Cash and cash equivalents	201.9	58.3
Bank Balances	128.6	71.9
Loans	28.7	39.4
Other financials assets	2,121.1	2,070.9
Current tax assets (Net)	180.6	0.0
Other current assets	4,049.8	3,514.4
Total Current assets	16,610.3	13,025.0
TOTAL ASSETS	27,177.9	22,703.2

EQUITY & LIABILITIES (Rs. Million)	Mar-20	Mar-19
Equity		
Equity Share capital	281.2	281.2
Other equity	15,957.7	13,861.9
Total equity	16,238.9	14,143.1
Liabilities		
Non-current liabilities		
Financial liabilities		
Borrowings	1,804.6	2,212.4
Lease Liability	10.8	0.0
Other financial liabilities	1.5	1.5
Provisions	58.8	46.7
Other non-current liabilities	105.2	132.5
Total non-current liabilities	1,980.9	2,393.1
Current liabilities		
Financial liabilities		
Borrowings	336.5	169.4
Trade Payables	2,511.0	2,236.1
Other financial liabilities	1,652.4	1,666.3
Provisions	173.4	117.6
Current Tax Liability (net)	4.1	39.4
Other current liabilities	4,280.7	1,938.2
Total current liabilities	8,958.1	6,167.0
TOTAL EQUITY AND LIABILITIES	27,177.9	22,703.2

Standalone Net Working Capital Days



Consolidated Financial Results

Rs. Million	FY20	FY19	YoY
Total Revenue	24,516.8	22,915.0	7%
Operating Expenses	14,004.1	14,051.4	
Employees Expenses	1,269.2	947.7	
Other Expenditure	3,019.1	2,549.2	
EBITDA	6,224.4	5,366.8	16%
EBITDA margin	25.4%	23.4%	+200 bps
Other Income	656.9	743.4	
Depreciation	2,541.3	2,301.3	
Interest	1,102.3	890.7	
Share of Profit / loss of associates	114.2	30.9	
PBT before Exceptional Item	3,351.9	2,949.1	14%
Exceptional Item*	-107.2	-25.5	
PBT	3,244.7	2,923.6	11%
Tax	685.3	274.7	
Current Tax	977.4	547.6	
Prior Period Tax	0.3	5.2	
Deferred Tax	-292.4	-278.2	
Profit After Tax	2,559.4	2,648.9	-3%
PAT margin	10.4%	11.6%	-120 bps
Other Comprehensive Income	-4.1	0.0	
Total Comprehensive Income	2,555.3	2,648.9	-4%

* Exceptional item – In Q3FY20 Entered into a SPA with CUBE Highways for sale of KNR Walayar Tollways Pvt. Ltd. for an EV of Rs. 5,292.7 Million and accordingly impaired its investment for an amount of Rs. 67.2 mn; In Q2 FY20, investment of Rs. 40.1 mn in KNR Chidambaram Infra HAM Project has been written-off due to deemed termination as per clause 4.5 of the concession agreement; In Q4 FY19 investment of Rs. 25.5 mn in 2 foreign subsidiaries writer-off

Consolidated Balance Sheet

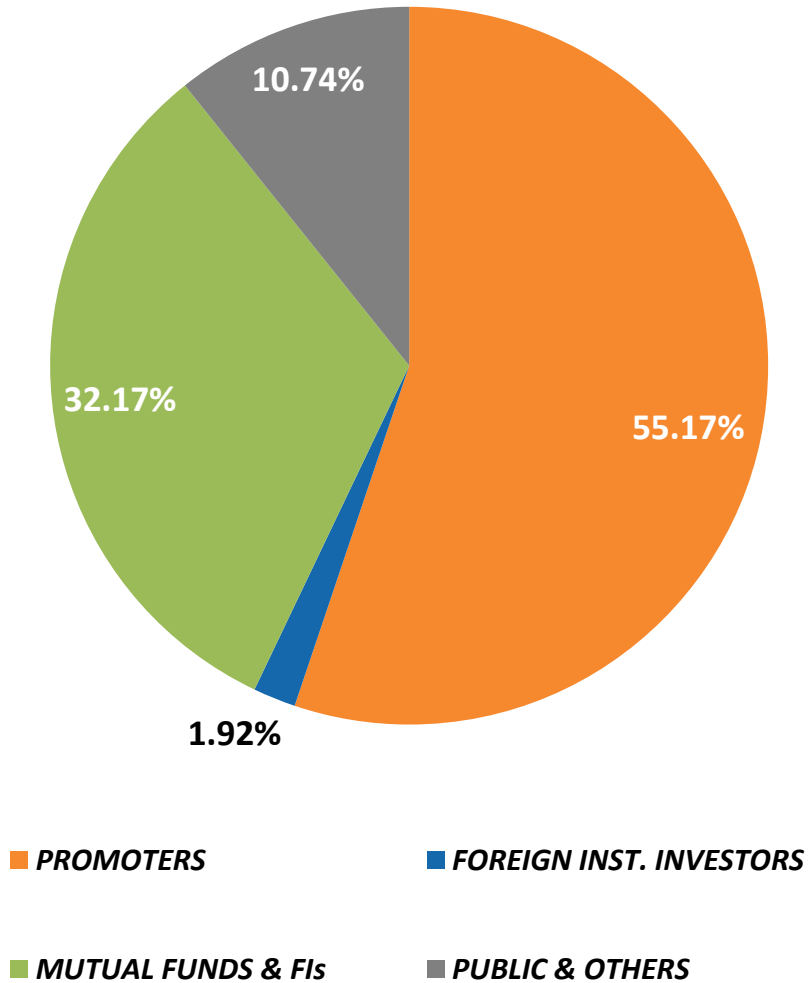
ASSETS (Rs. Million)	Mar-20	Mar-19
Non-Current Assets		
Property, plant and equipment	3,809.8	3,746.0
Capital work-in-progress	101.5	0.1
Right of Use Asset	26.0	0.0
Investment property	724.5	651.6
Other Intangible assets	8,187.9	8,807.5
Financial Assets		
Investments	389.3	329.7
Other financial assets	6,990.2	1,416.8
Deferred tax assets (Net)	1,609.9	1,747.7
Non current tax assets (Net)	430.7	190.5
Other non-current assets	1,759.5	1,601.8
Total Non-current assets	24,029.3	18,491.7
Current assets		
Inventories	1,231.6	1,011.9
Financial assets		
Other Investments	269.0	189.6
Trade receivables	1,746.5	968.0
Cash and cash equivalents	406.6	99.0
Bank Balances	422.2	175.7
Loans	28.7	39.4
Other financials assets	2,311.9	1,742.0
Current tax assets (Net)	183.6	135.2
Other current assets	4,403.9	4,438.0
Total Current assets	11,004.0	8,798.9
TOTAL ASSETS	35,033.3	27,290.6

EQUITY & LIABILITIES (Rs. Million)	Mar-20	Mar-19
Equity		
Equity Share capital	281.2	281.2
Instruments entirely equity in nature	85.0	85.0
Other equity	15,240.4	12,742.0
Non-Controlling Interests	332.0	427.7
Total equity	15,938.6	13,535.9
Liabilities		
Non-current liabilities		
Financial liabilities		
Borrowings	7,917.2	6,899.2
Lease Liability	10.8	0.0
Other financial liabilities	16.6	17.8
Provisions	424.7	284.4
Other non-current liabilities	105.2	132.5
Total non-current liabilities	8,474.5	7,333.9
Current liabilities		
Financial liabilities		
Borrowings	336.4	169.4
Trade Payables	2,629.7	2,306.0
Other financial liabilities	2,067.3	2,006.8
Provisions	314.8	191.8
Current Tax Liability (net)	4.1	1,707.1
Other current liabilities	5,267.9	39.6
Total current liabilities	10,620.2	6,420.8
TOTAL EQUITY AND LIABILITIES	35,033.3	27,290.6

Cash Flow Statement

Particulars (Rs. Million)	Standalone		Consolidated	
	FY20	FY19	FY20	FY19
Net Profit Before Tax	2,936.8	2,905.9	3,244.7	2,923.6
Adjustments for: Non-Cash Items / Other Investment or Financial Items	2,157.3	1,624.8	3,000.8	2,906.6
Operating profit before working capital changes	5,094.1	4,530.7	6,245.5	5,830.2
Changes in working capital	-309.1	-1,495.8	-2,993.5	-2,626.5
Cash generated from Operations	4,785.0	3,034.9	3,252.0	3,203.7
Share of profit / loss of Associate or JV	0.0	0.0	-114.2	-30.9
Direct taxes paid (net of refund)	-843.5	-549.8	-831.5	-613.7
Net Cash from Operating Activities	3,941.5	2,485.1	2,306.2	2,559.1
Net Cash from Investing Activities	-2,899.8	-2,869.2	-2,020.9	-1,835.0
Net Cash from Financing Activities	-898.0	71.7	22.2	-1,075.0
Net Decrease in Cash and Cash equivalents	143.6	-312.4	307.5	-350.9
Add: Cash & Cash equivalents at the beginning of the period	58.3	370.6	99.0	449.9
Cash & Cash equivalents at the end of the period	201.9	58.3	406.6	99.0

Shareholding Pattern as on 30th June 2020



Shareholders Holding more than 1% of the Equity (Other than Promoters)	% to Equity
ICICI Prudential Mutual Fund	6.66%
DSP Mutual Fund	6.47%
HDFC Mutual Fund	6.40%
Franklin Templeton Mutual Fund	2.00%
UTI Mutual Fund	1.94%
Tata Mutual Fund	1.71%
Invesco Mutual Fund	1.71%
L&T Mutual Fund	1.61%
Axis Mutual Fund	1.22%
Total	29.72%



Company :	Investor Relations Advisors :
<p data-bbox="522 615 924 682">KNR Constructions Ltd. CIN: L74210TG1995PLC130199</p> <p data-bbox="522 729 868 796">Mr. K. Venkata Ram Rao (GM - Finance & Accounts)</p> <p data-bbox="522 843 817 872">venkatram@knrcl.com</p> <p data-bbox="522 919 950 1100">Office Address: KNR Constructions Limited KNR House, 3rd & 4th Floors, Plot NO. 114, Phase - I, Kavuri Hills, Hyderabad – 500033</p> <p data-bbox="522 1148 723 1176">www.knrcl.com</p>	<p data-bbox="1286 711 1735 778">Strategic Growth Advisors Pvt. Ltd. CIN: U74140MH2010PTC204285</p> <p data-bbox="1286 825 1811 853">Mr. Jigar Kavaiya / Mr. Parin Narichania</p> <p data-bbox="1286 901 1755 929">+91-9920602034 / +91 9930025733</p> <p data-bbox="1286 976 1857 1005">jigar.kavaiya@sgapl.net / parin.n@sgapl.net</p> <p data-bbox="1286 1052 1485 1080">www.sgapl.net</p>