

February 8, 2019

<b>BSE Limited</b> Corporate Relationship Department, 1 <sup>st</sup> Floor, New Trading Ring, Rotunda Building, P J Towers, Dalal Street, Fort, Mumbai - 400 001 <a href="mailto:corp.relations@bseindia.com">corp.relations@bseindia.com</a> Scrip Code : 532286	<b>National Stock Exchange of India Limited</b> Exchange Plaza, 5 <sup>th</sup> Floor, Plot No. C/1, G Block Bandra-Kurla Complex, Bandra (E), Mumbai-400051 <a href="mailto:cmlist@nse.co.in">cmlist@nse.co.in</a> Symbol : JINDALSTEL
--	---

Dear Sir/ Madam,

**Subject:** Intimation under Regulation 30(6) of Securities and Exchange Board of India (Listing Obligations and Disclosure Requirements), Regulations 2015 - ["SEBI (LODR) Regulations, 2015"] - Investor Presentation

Please find enclosed herewith Investor Presentation for the information of the Stakeholders.

Submitted for your kind information and record please.

Kindly host the same on your website.

Thanking you.

Yours faithfully,  
For Jindal Steel & Power Limited

  
Jagadish Patra  
Vice President & Company Secretary



Encl: as above

**Jindal Steel & Power Limited**

**Corporate Office:** Jindal Centre, 12 Bhikaiji Cama Place, New Delhi 110 066

**CIN:** L27105HR1979PLC009913

**T:** +91 11 4146 2000 **F:** +91 11 2616 1271 **W:** [www.jindalsteelpower.com](http://www.jindalsteelpower.com) **E:** [jsplinfo@jindalsteel.com](mailto:jsplinfo@jindalsteel.com)

**Registered Office:** O. P. Jindal Marg, Hisar, 125 005, Haryana



# *Jindal Steel and Power Ltd*

## *Investor Presentation*

3Q FY19 (Jan' 19)



<i>S No.</i>	<i>Content</i>	<i>Slides</i>
<b>1</b>	<b><i>The Company</i></b>	<b>3-10</b>
<b>2</b>	<b><i>Overview &amp; Business Segments</i></b>	<b>11-22</b>
<b>3</b>	<b><i>Power Business</i></b>	<b>22-28</b>
<b>4</b>	<b><i>Global Ventures</i></b>	<b>29-37</b>
<b>5</b>	<b><i>Consolidated Performance</i></b>	<b>38-40</b>
<b>6</b>	<b><i>Facilities at a glance</i></b>	<b>41-51</b>
<b>7</b>	<b><i>CSR Initiatives</i></b>	<b>52-56</b>
<b>8</b>	<b><i>Rewards &amp; Recognitions</i></b>	<b>57</b>
<b>9</b>	<b><i>Contact Us</i></b>	<b>58</b>

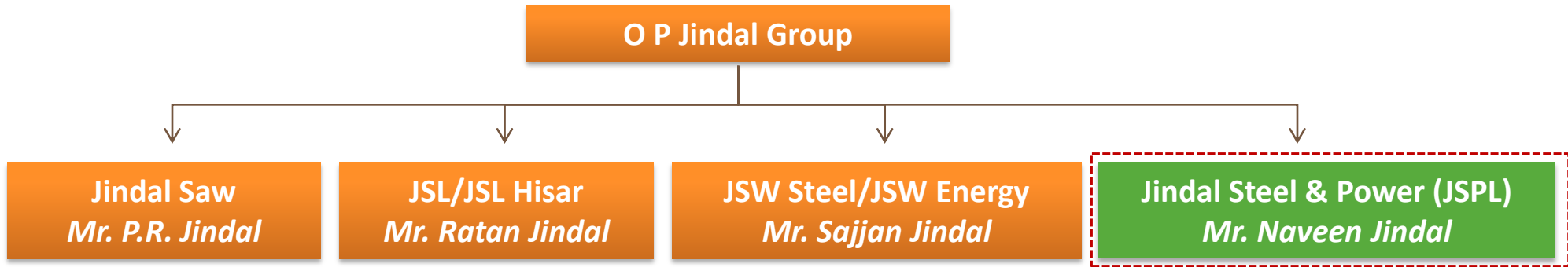
# *Jindal Steel & Power Limited*

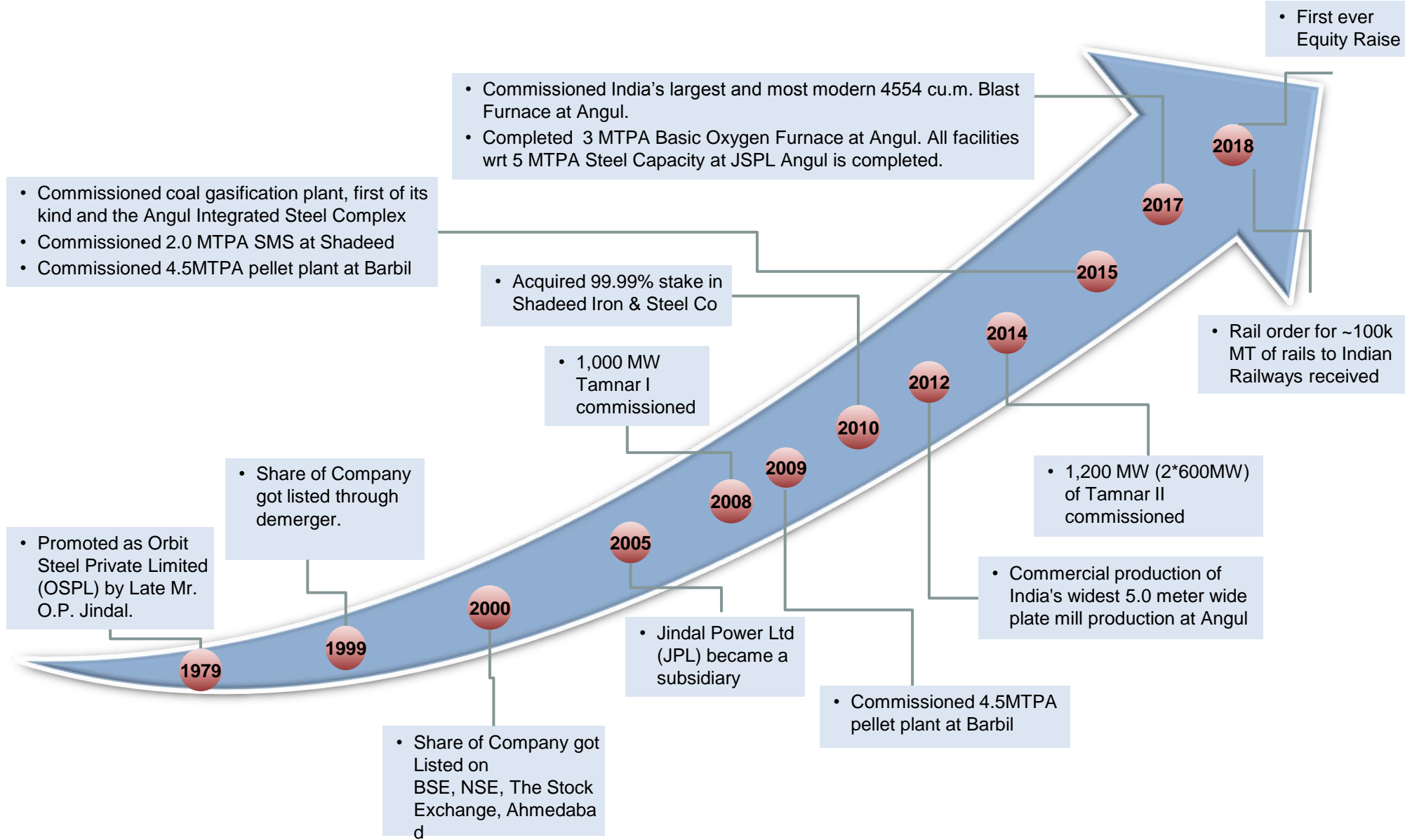
## *Building the Nation of Our Dreams*



*Aerial View of Raigarh Plant*

# Ownership Structure - O P Jindal Group





## *JSPL - Formidable Steel & Power player*



✓ Capex cycle completed – on path to achieve multifold earnings growth



✓ Projects at strategic locations – in proximity to raw materials, end markets and evacuation infrastructure



✓ A comprehensive diversified long products portfolio with several unique high value added products



✓ Amongst the lowest cost producers of steel and power in India

✓ 3,400 MW IPPs set up at extremely competitive project cost

# Experienced Board Of Directors



**Naveen Jindal**

*Chairman*

- Experience: 21 years
- Qualification: MBA (University of Texas)



**Shallu Jindal**

*Non Executive Director*



**R.V. Shahi**

*Independent Director*

- Experience: >33 years
- Qualification: MBA
- Former Power Secretary



**Arun Kumar Purwar**

*Independent Director*

- Experience: >30 years
- Qualification: M.Com
- Former CMD, SBI



**Arun Kumar**

*Independent Director*

- Experience: 38 years
- Qualification: MSc



**Hardip Singh Wirk**

*Independent Director*

- Experience: >11 years
- Qualification: LLB



**Sudershan Kumar Garg**

*Independent Director*

- Experience: 39 years
- Qualification: Bcom & CA



**Dinesh Kumar Saraogi**

*Wholetime Director*

- Experience: 32 years
- Qualification: Mechanical Engineering



**Anjan Barua**

*Nominee Director*



# ...& Best in Class Management



**N.A. Ansari**

*Joint Managing Director*

- Experience: >38 years.



**Sudhanshu Saraf**

*CEO – Steel*

- Experience: >30 years



**Deepak Sogani**

*CFO*

- Experience: >30 years



**Bharat Rohra**

*MD & CEO - Power*

- Experience: >30 years



**Ashish Kumar**

*Head – Mines & Minerals*

- Experience: >20 years



**Rajeev Jain**

*CFO - JPL*

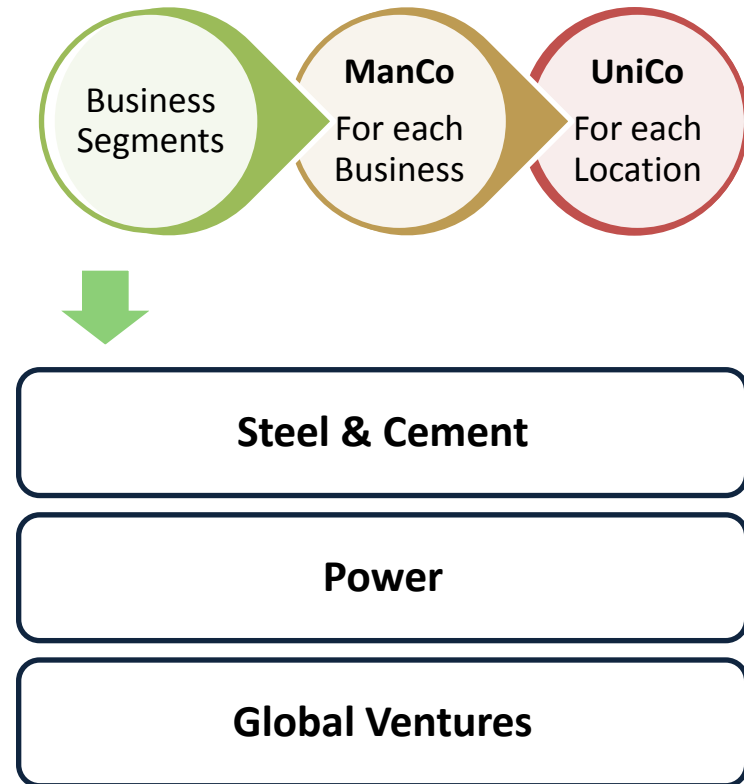
- Experience: >23 years)

# Moving Towards Plural Leadership

## Strategic Governance Structure



## Operational Governance Structure

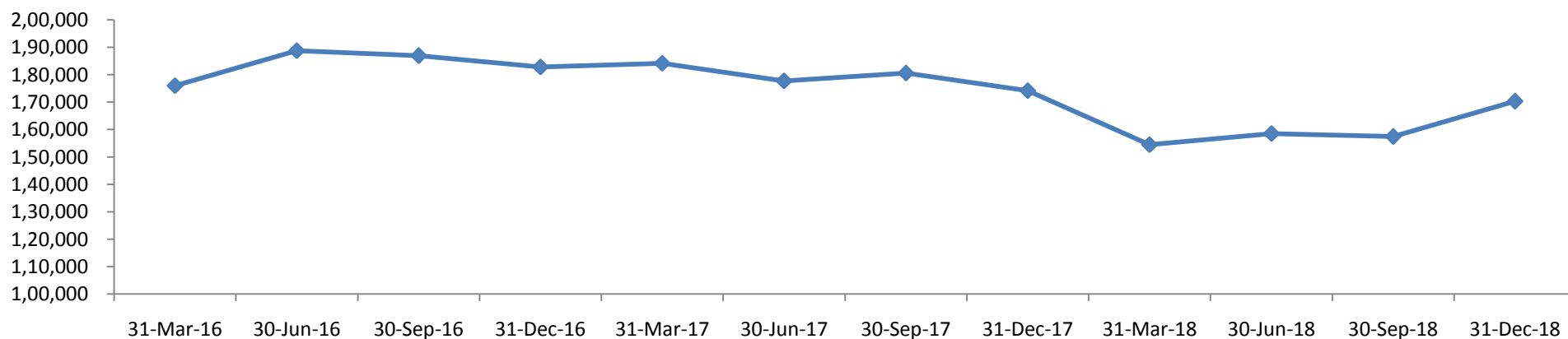


## Implementation of Strategic & Operational Governance Structure

# Shareholding of JSPL from FY16

	31-Mar-16	30-Jun-16	30-Sep-16	31-Dec-16	31-Mar-17	30-Jun-17	30-Sep-17	31-Dec-17	31-Mar-18	30-Jun-18	30-Sep-18	31-Dec-18
Promoters	61.89%	61.89%	61.89%	61.89%	61.89%	61.89%	61.89%	61.96%	58.66%	58.66%	58.66%	58.66%
Institutional Investors*	21.08%	21.33%	20.00%	19.39%	19.57%	18.91%	21.22%	23.60%	28.76%	28.85%	29.01%	26.63%
Public and other share holding	17.03%	16.77%	18.11%	18.72%	18.54%	19.20%	16.89%	14.44%	12.58%	12.49%	12.33%	14.71%
<b>Total</b>	<b>100.00%</b>	<b>100.00%</b>	<b>100.00%</b>	<b>100.00%</b>	<b>100.00%</b>	<b>100.00%</b>	<b>100.00%</b>	<b>100.00%</b>	<b>100.00%</b>	<b>100.00%</b>	<b>100.00%</b>	100.00%
No. of share holders	188,805	186,912	182,833	184,184	177,719	180,617	174,223	154,489	158,544	157,421	156,226	170,296

### Number of share holders



*Highest institutional shareholding in the past 5 years*

## Steel




## Power



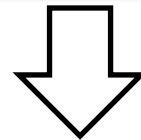
## Global Ventures



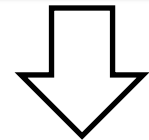
### Current Capacities – Domestic & Global



8.6 MTPA Steel\*  
3.11 MTPA\* Iron ore  
9 MTPA\* Pellet Plant

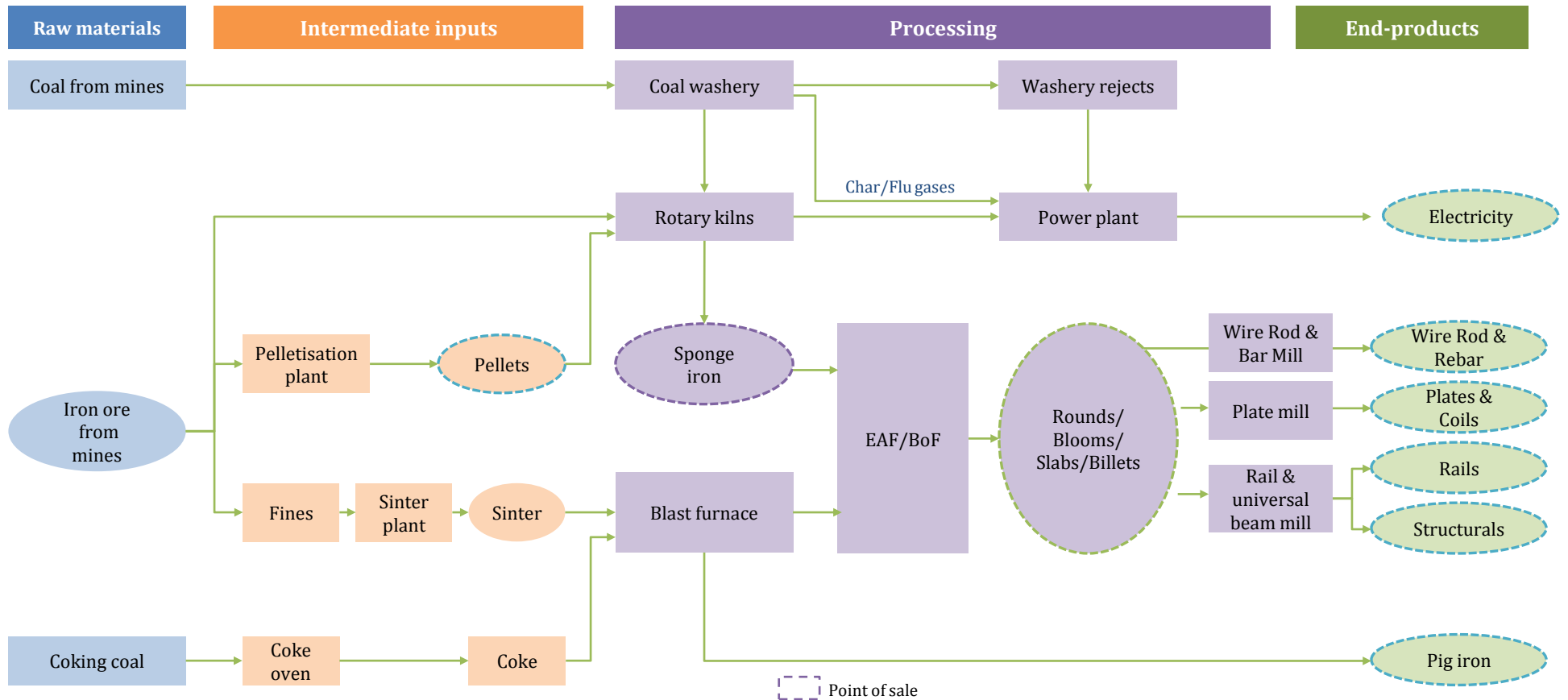


IPP – 3400MW\*\*  
CPP – 1634 MW



2.4 MTPA  
Steel, Coal &  
Iron Ore Mines

# Integrated Operations with multiple point of sale



Multiple sale points across steel value chain

# Steel Capacities across Life Cycle

## Iron Making (9.95 MTPA)

DRI 3.12 MTPA

BF 5.33 MTPA

HBI 1.50 MTPA

## Liquid Steel (11.00 MTPA)

SMS 11.00 MTPA

## Finished Steel (7.95 MTPA)

WRM 0.60 MTPA

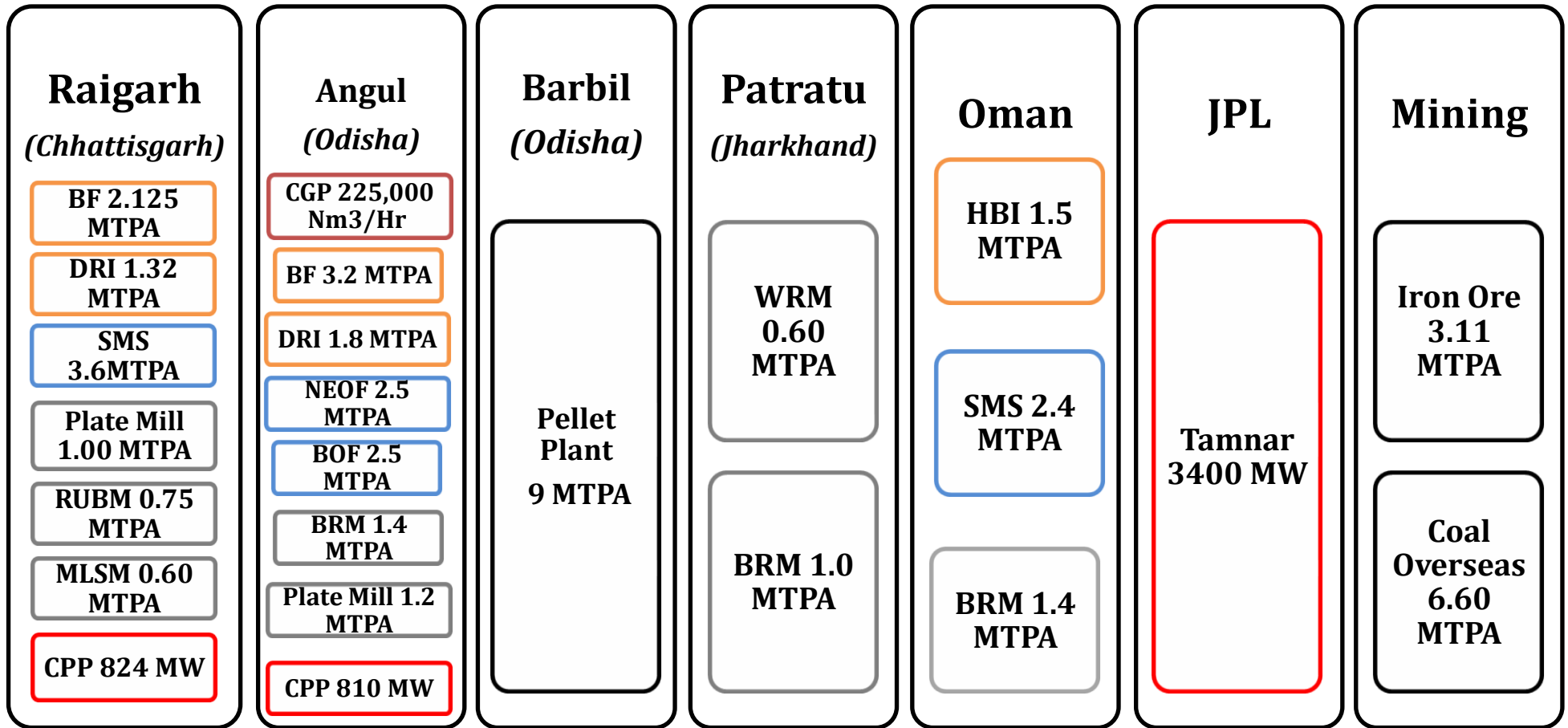
RUBM 0.75 MTPA

MLSM 0.60 MTPA

Plate Mill 2.20 MTPA

BRM 3.80 MTPA

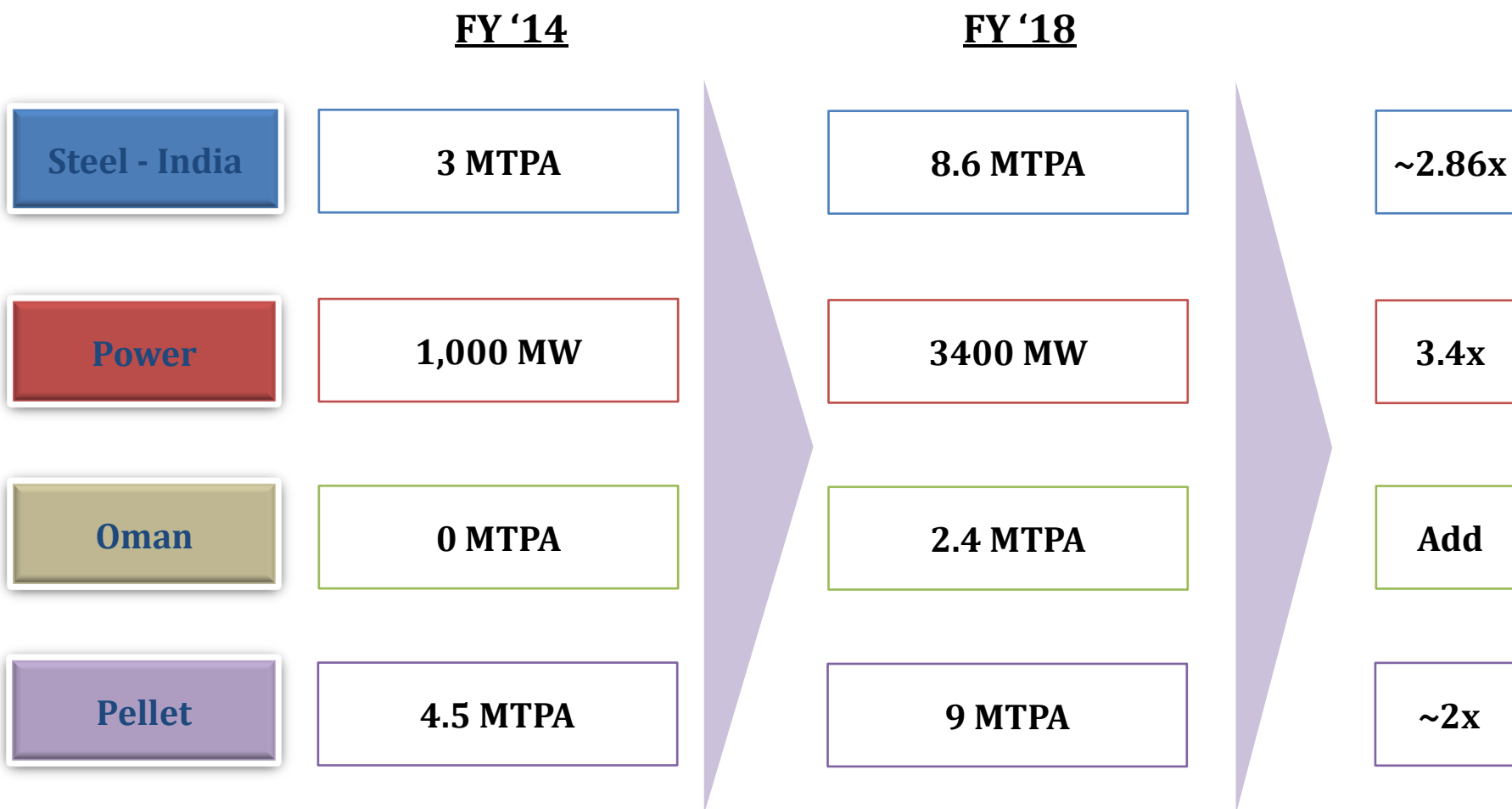
# Detailed plant wise capacities



Power
  Hot Metal
  Liquid Steel
  Finished Steel

*\*Plant capacities shown above are completed but not all are commissioned*

# Manifold Growth in the Last 5 Years



All major capex completed – scale of growth is approximately 3x



# ..... potential for BIG LEAP

	FY18 Capacity	Production in FY18	Upside Potential
<b>Steel - India Capacity</b>	8.6 MTPA	4.02 MTPA	114%
<b>Steel - Oman Capacity</b>	2.0 MTPA	1.67 MTPA	20%
<b>Independent Power Capacity</b>	3,400 MW	1237 MW	174%
<b>Pellet Capacity</b>	9.0 MTPA	6.86 MTPA	31%

## LONG PRODUCTS



**Rail**  
**Track Rail:** IRS 52, UIC 60(E1&E2), UIC 54E  
**Crane Rails:** CR 80, CR 100



**Parallel Flange Beams & Columns**  
**Sections:** UB, UC, NPB, WPB, IPE and HE series.  
**Size range:** 180mm to 900mm



**Channel**  
**Sizes:** 75mm to 400mm



**Angles**  
**Sizes:** 50mm to 250mm



**Wire Rods**  
**Grades:** MS, MC & HC, EQ, Boron and other Alloy Steel  
**Size range:** 5.2mm, 5.5mm to 22mm



**Jindal Panther TMT Rebars**  
**Grades:** 500, 500D, 550, 550D, 600 and CRS  
**Size range:** 6mm to 40mm, 45°, 50°

# JSPL Product Range



**Plates**  
**Width:** 1500mm to 4900mm  
**Thickness:** 5mm to 150mm



**Fabricated Structures**  
**Sections:** H-type Beam, I-type Beams, Box Sections and Star Couiums  
**Sections:** Depth: 350mm - 3000mm, Flange Width: 250mm - 1000mm, Length: 3 to 18 meters



**Cut & Bend**  
 Customized and Ready to Use  
 TMT Rebars



**Coils**  
**Width:** 1500mm to 2500mm  
**Thickness:** 5mm to 25mm



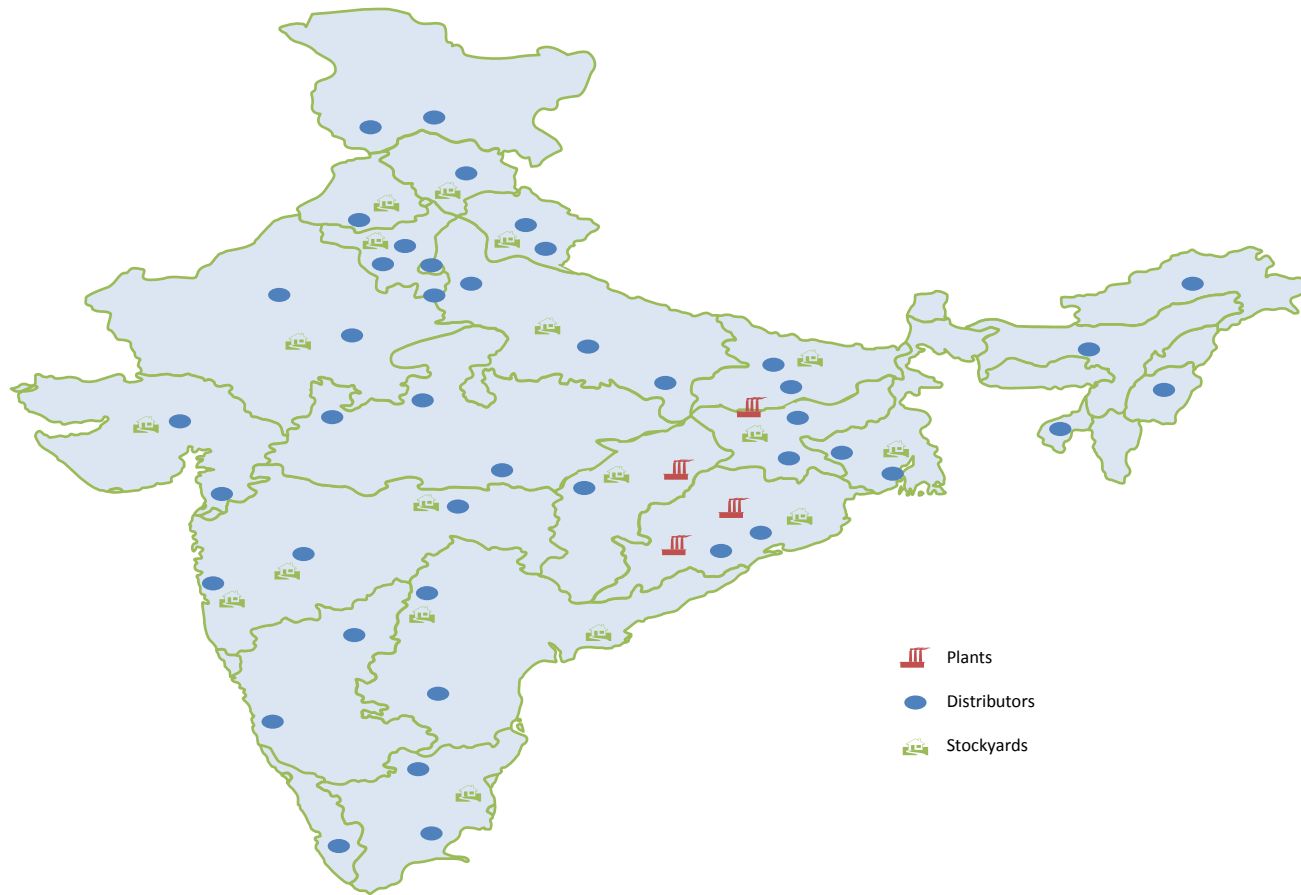
**Speed Floor**  
**Available Joist Depth:** 200mm, 250mm, 300mm, 400mm



**Welded Wire Mesh**  
**Width:** 1200mm to 3200mm  
**Length:** 2000mm to 6000mm



- *Developed steel grades for various critical applications like boilers, ship building, petroleum pipes, high strength grades for automotive and earth movers, structural steel for oil exploration platforms, grades for making warships , ballistic launch applications and bullet proof vehicles, stainless steel low thickness plates for nuclear application*



Pan India presence with multiple customer touch points

(Figures in Rs. Crores)

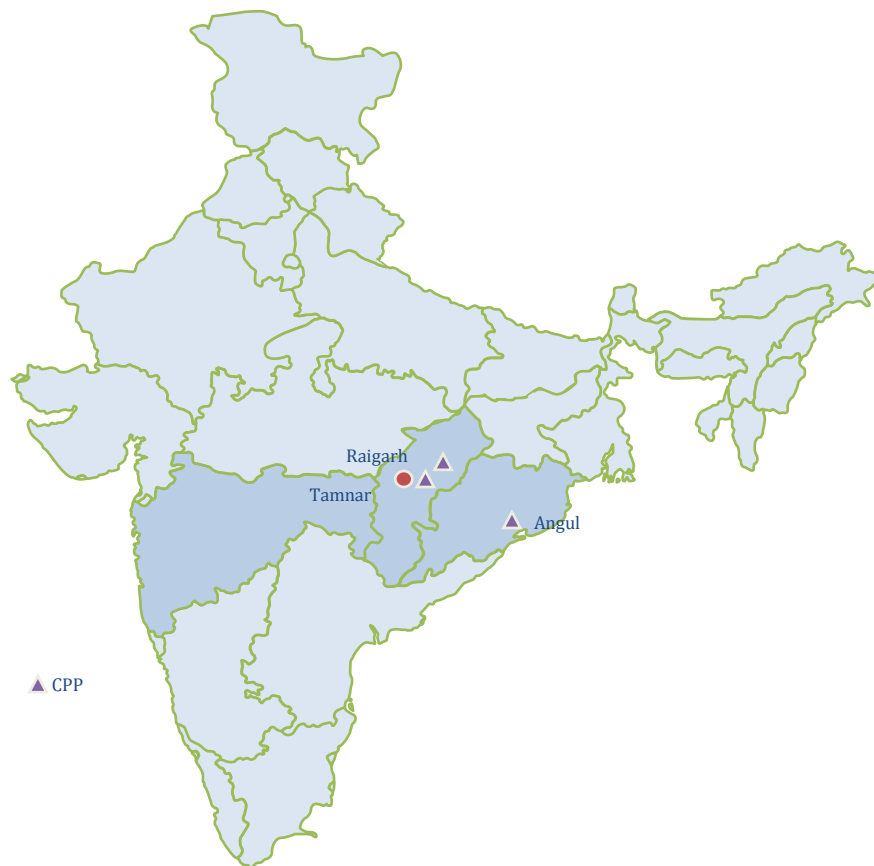
Parameter(in Crores of INR)	Q3 FY 2018-19	Q2 FY 2018-19	Q3 FY 2017-18	%QoQ	%YoY
Turnover	6,745	6,849	4,272	-2%	58%
EBITDA	1,480	1,452	921	2%	61%
EBITDA %	22%	21%	22%		
Depreciation + Amortization	572	583	465	-2%	23%
Interest	635	676	594	-6%	7%
PBT (Before Exceptional)	287	194	(138)	48%	--
Exceptional	--	(255)	--	--	--
PBT	287	449	(138)	-36%	--
PAT	177	383	(74)	-54%	--

(Figures in Rs. Crores)

Parameter(in Crores of INR)	9 Months FY 2018-19	9 Months FY 2017-18	%YoY
Turnover	20,328	11,771*	73%
EBITDA	4,577	2,454	87%
EBITDA %	23%	21%	
Depreciation + Amortization	1,731	1,441	20%
Interest	1,916	1,705	12%
PBT (Before Exceptional)	944	(692)	--
Exceptional	(255)	150	--
PBT	1,199	(842)	--
PAT	891	(507)	--

# ***POWER BUSINESS***





## Independent Power Projects (IPP)

Project	Capacity (MW)	Fuel	Configuration	Status
Tamnar 1*	1,000	Coal	4x250 MW	Operational
Tamnar 2	2,400	Coal	4x600 MW	Operational

## Captive power projects (within JSPL)

Project	Capacity (MW)	Fuel	Configuration	Status
DCPP, Raigarh	540	Coal	4x135 MW	Operational
JSPL, Raigarh	284	Coal & waste heat	1x24 MW (Waste heat) 2x55 MW 6x25 MW	Operational
Angul, Odisha	810	Coal	6 x135 MW	Operational

One of the largest & cost-efficient thermal portfolios in India



*96.43% subsidiary of JSPL*



**EUP - I**  
**1000MW (4 X 250)**

**EUP - II**  
**1200MW (2 X 600)**

**EUP - III**  
**1200MW (2 X 600)**

# Key Contractual Arrangements for JPL

		Tamnar-I, 1,000 MW (EUP I)	Tamnar-II - 1,200 MW (EUP II)	Tamnar-II - 1,200 MW (EUP III)
FSA		<ul style="list-style-type: none"> <li>Coal sourced through – market purchase and e-auction</li> </ul>	<ul style="list-style-type: none"> <li>Long term linkage from Mahanadi Coal Limited (MCL) and South Eastern Coalfields Limited (SECL)</li> </ul>	<ul style="list-style-type: none"> <li>Coal sourced through – market purchase and e-auction</li> </ul>
PPA		<ul style="list-style-type: none"> <li>Bilateral/short term/exchange</li> <li>TNEB – 200 MW</li> </ul>	<ul style="list-style-type: none"> <li>TNEB – 400MW</li> <li>CSEB – 60MW</li> <li>KSEB – 200MW</li> <li>KSEB – 150MW</li> </ul>	<ul style="list-style-type: none"> <li>CSEB – 60MW</li> </ul>
Evacuation		<ul style="list-style-type: none"> <li>Open access available</li> </ul>	<ul style="list-style-type: none"> <li>Open access available</li> </ul>	<ul style="list-style-type: none"> <li>Open access available</li> </ul>

Raw materials, transmission & PPAs in place for achieving higher PLF

## PPA Arrangements

Project	Buyer	Type	Period		Quantum (MW)
			From	To	
Tamnar II (Phase 1)	Tamil Nadu	Long Term	Feb-14	Sep-28	400
Tamnar I		Medium Term	Sep-17	Aug-19	200
Tamnar II (Phase 1)	KSEB	Long Term	Jun-16	May-41	200
Tamnar II (Phase 1)		Long Term	Oct-17	Sep-42	150
Tamnar II (Phase 1)	Chhattisgarh	Long Term	After commercial operation of Unit and for complete life of plant		60
Tamnar II (Phase 2)		Long Term			60

**Over 30% of total capacity tied up \***

(Figures in Rs. Crores)

Parameter(in Crores of INR)	Q3 FY 2018-19	Q2 FY 2018-19	Q3 FY 2017-18	%QoQ	%YoY
Turnover	1,004	911	1,172	10%	-14%
EBITDA	273	302	356	-10%	-23%
EBITDA %	27%	33%	30%		
Depreciation + Amortization	334	333	381	--	-12%
Interest	219	222	244	-1%	-10%
PBT	(202)	(183)	(198)	-11%	-2%
PAT	(160)	(153)	(173)	-5%	7%
Cash Profit	131	150	186	-12%	-29%
Generation (million units)	2,609	2,427	2,982	8%	-12%

(Figures in Rs. Crores)

Parameter(in Crores of INR)	9 Months FY 2018-19	9 Months FY 2017-18	%YoY
Turnover	2,883	3,130	-8%
EBITDA	888	1,169	-24%
EBITDA %	31%	37%	
Depreciation + Amortization	996	1,131	-12%
Interest	657	698	-6%
PBT	(548)	(450)	-22%
PAT	(447)	(381)	-17%
Cash Profit	448	683	-34%
Generation (million units)	7787	8,595	-9%

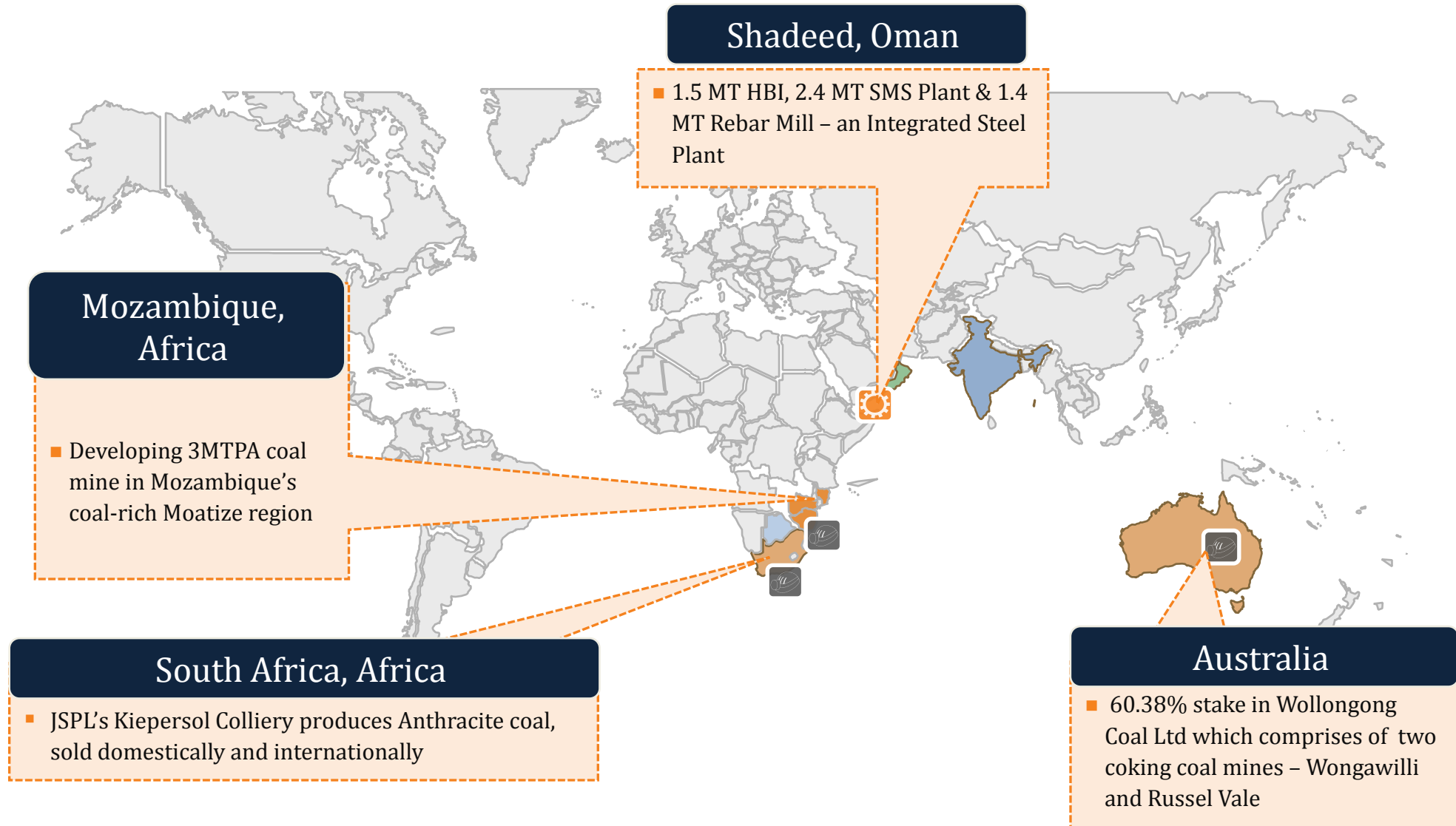
Particulars	Net Sales (Rs. Cr.)	PAT (Rs. Cr.)	Generation (MU)	Cash Profit (Rs. Cr.)
Year 2017-18	4,081	(673)	10,905	778
Year 2016-17	3,119	(668)	9,176	656
Year 2015-16	2,997	(766)	9,542	706
Year 2014-15	3,228	(171)	10636	523
Year 2013-14	2,457	1,107	8282	1,386
Year 2012-13	2,510	1,113	7973	1,420



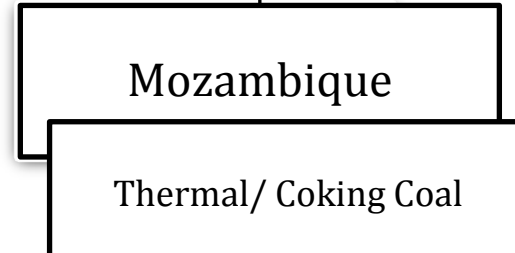
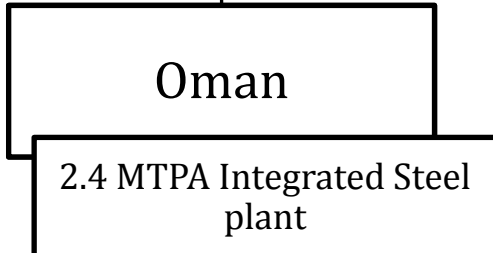



# *GLOBAL VENTURES*



# Summary of International Operations



## *Holding structure for global operations*





# *Jindal Shadeed Iron & Steel, Oman*

**Marching towards becoming a Fully Integrated Steel Plant**



## Oman - Salient Features

- First & Largest Integrated steel plant of Oman
- Second largest in Arabian Peninsula
- Port based steel plant
- Largest Arc furnace in Arabian Peninsula, with contracted natural gas
- One of the World's Best Performing Midrex plant (category 1.5MTPA)
- Products : TMT Rebars, HBI, Blooms & Billets

## Sourcing of Raw Materials - Oman Plant

- Iron Ore Pellets from **Vale** (*Next door plant*)
- Natural Gas from Oman Government through long term contract (*at concessional prices*)
- Scrap from External Sources

## An Underground Anthracite and Lean Bituminous Coal mine



- **Location:** Piet Retief in Mpumalanga province, South Africa
- **Resources :** Up to 40 MT
- **Reserves:** 22 MT
- **Products :** Anthracite coal
- **Mining Capacity :** Can be expanded to 1.2 MTPA capacity annually

## Open Cut Coking & Thermal Coal Mine



- **Location:** Chirodzi, Mozambique (105 kms from Tete)
- **Resources :** 2,000 MT
- **Reserves:** 132 MT
- **Products :** Semi Hard coking coal , High Grade Thermal Coal
- **Mining Capacity :** 3 MTPA

Two Mines with Unique unmatched location & strategic advantages



- **Location:** Russell Vale & Wongawilli (Wollongong - 80 kms. South of Sydney)
- **Reserves :** 125 MT
- **Products :** High Quality Coking Coal
- **Mining Capacity :** Targeting 2 MTPA
- **Logistics :** Port Kembla - Less than 20 kms

# Australia - Salient Features

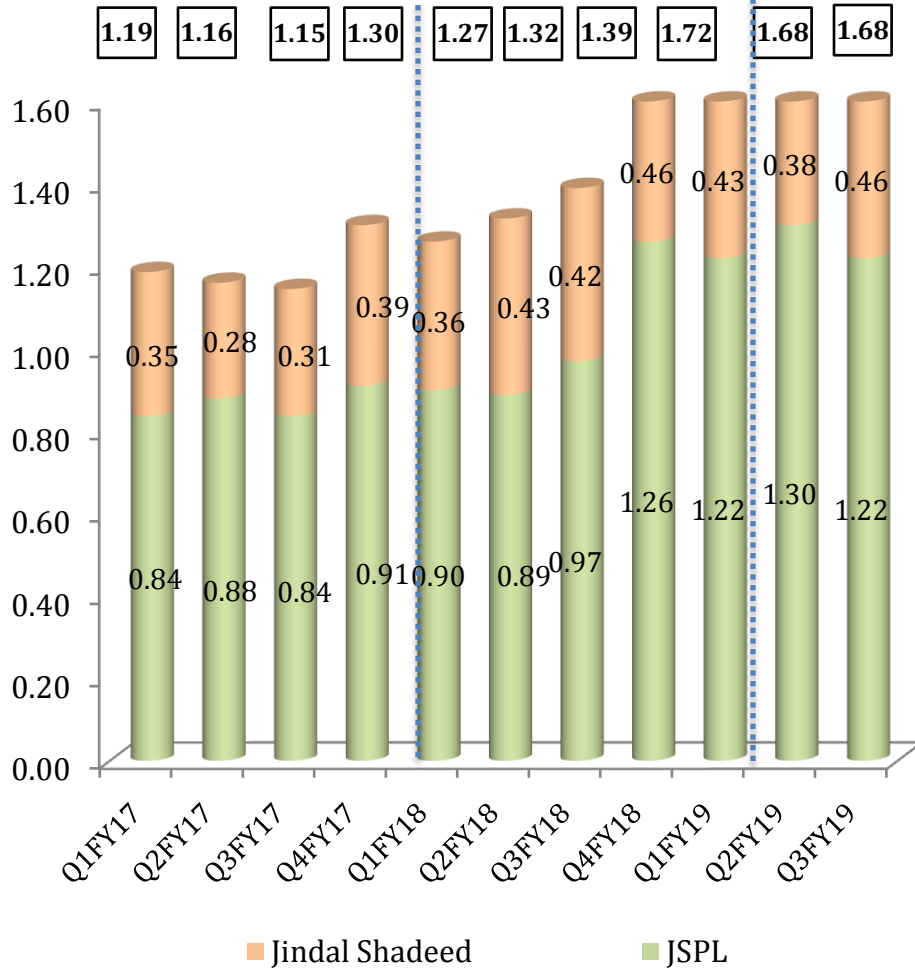


## ➤ Unique Geographic Location

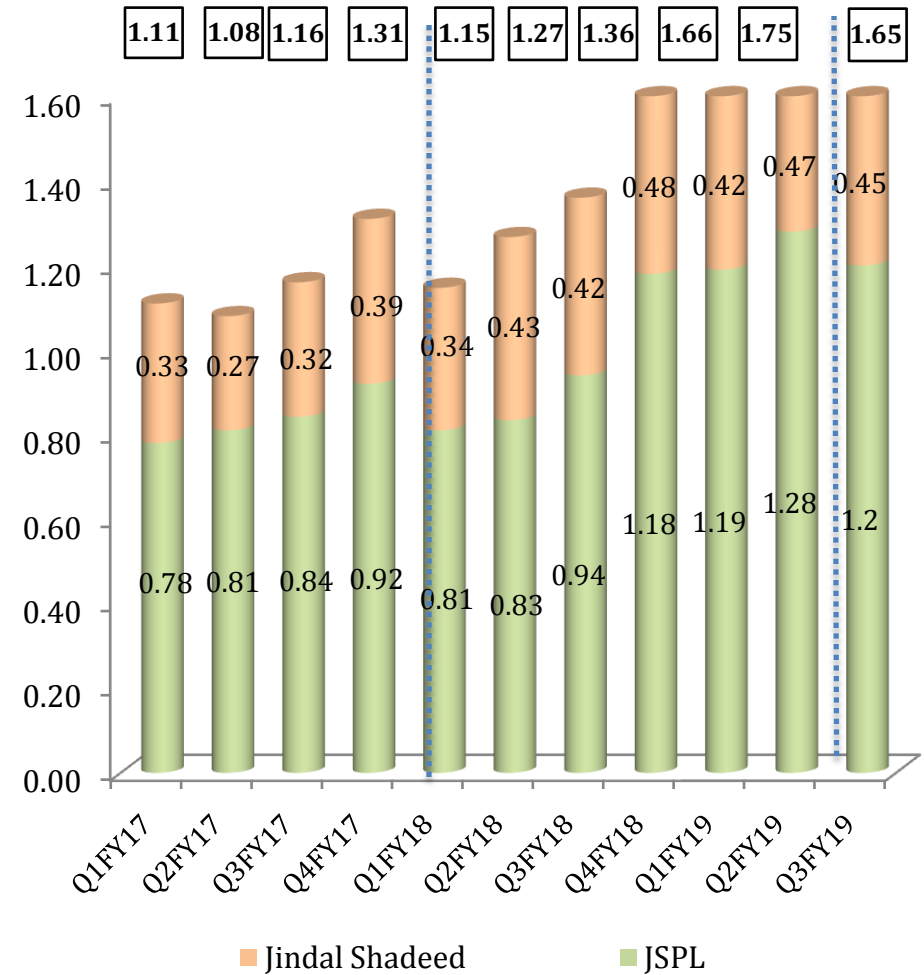
- Wollongong (80 kms. South of Sydney)
- Experienced mining community available
- Port Kembla: Less than 20 kms with sufficient coal handling and Cape size capacity
- Easy and reliable connectivity through Rail and Road

**Unique unmatched location with strategic advantages**

## Consolidated Steel Production



## Consolidated Steel Sales



(Figures in Million Tonnes)

(Figures in Rs. Crores)

Parameter(in Crores of INR)	Q3 FY 2018-19	Q2 FY 2018-19	Q3 FY 2017-18	%QoQ	%YoY
Turnover	9,580	9,982	6,994	-4%	37%
EBITDA	2,077	2,207	1,607	-6%	29%
EBITDA %	22%	22%	23%		
Depreciation + Amortization	1,036	1,031	963	--	8%
Interest	1,042	1,086	967	-4%	8%
PBT (Before Exceptional)	14	91	(323)	-85%	--
Exceptional	--	(255)	--	--	--
PBT	14	347	(323)	-96%	--
PAT	(87)	279	(277)	-131%	--

(Figures in Rs. Crores)

Parameter(in Crores of INR)	9 Months FY 2018-19	9 Months FY 2017-18	%YoY
Turnover	29,228	19,245	52%
EBITDA	6,561	4,333	51%
EBITDA %	22%	23%	
Depreciation + Amortization	3,107	2,923	6%
Interest	3,101	2,794	11%
PBT (Before Exceptional)	368	(1,382)	--
Exceptional	(255)	150	--
PBT	624	(1,532)	--
PAT	302	(1,198)	--

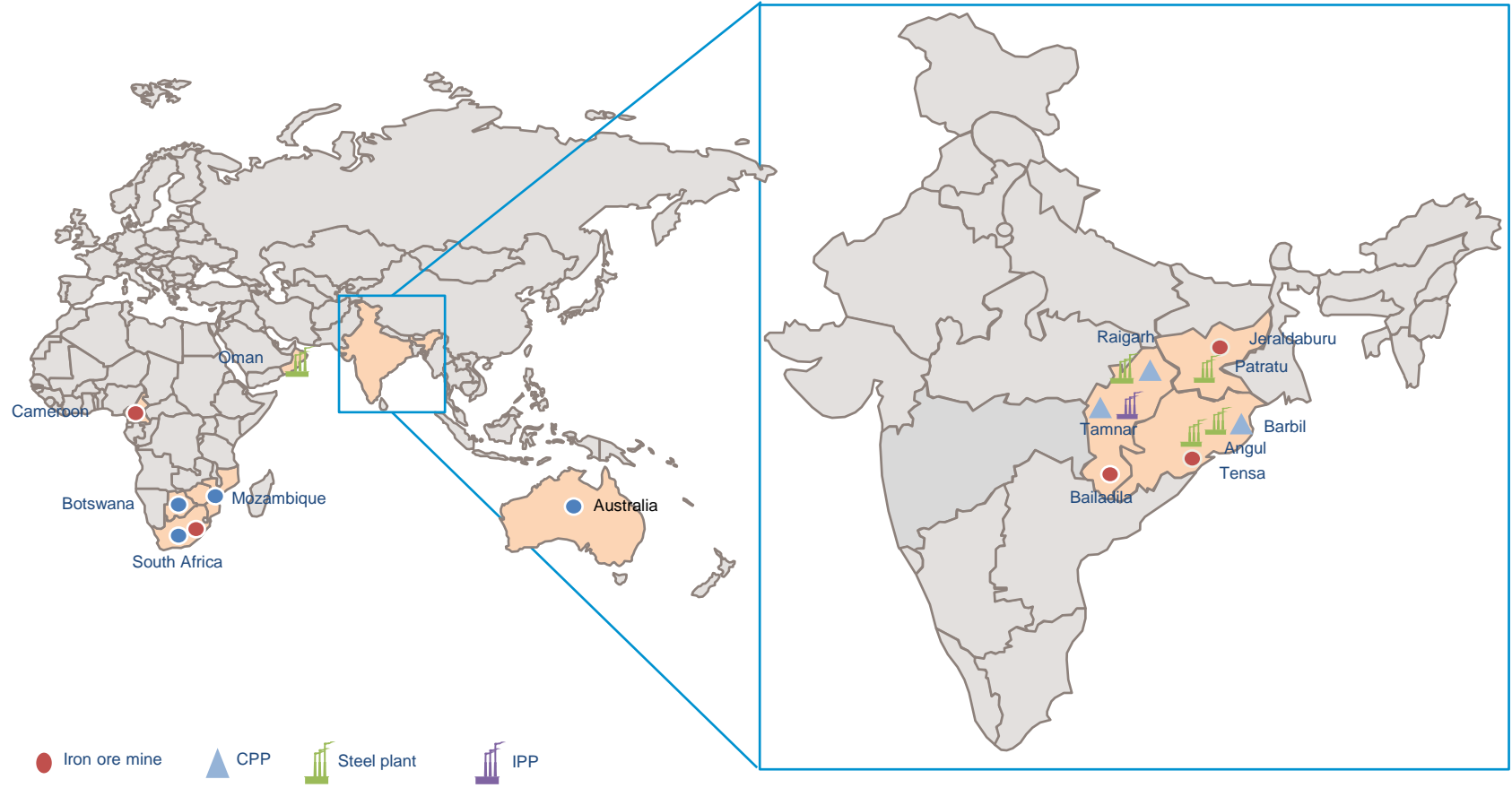


# JSPL Consolidated Financials

Particulars	Net Sales (Rs. Cr.)	EBITDA (Rs. Cr.)	EBITDA %	Interest (Rs. Cr.)	PAT (Rs. Cr.)
Year 2017-18	27,841	6,469	23%	3,866	(1,624)
Year 2016-17	22,696	4,709	21%	3,441	(2,540)
Year 2015-16	20,368	3,437	17%	3,254	(3,086)
Year 2014-15	19,359	5,440	28%	2,606	(1,455)
Year 2013-14	18,218	5,456	30%	1,181	1,894
Year 2012-13	19,974	5,994	30%	758	2,912

# Facilities at a glance

# Global Presence in attractive markets



Presence in resource rich regions well connected with evacuation infrastructure

*INDIA*

# *Chhattisgarh State*

# Raigarh



# Raipur



# Punjipatra



# Tamnar, 3400 MW Power plant



# ***Odisha State***

# *JSPL, Angul*



# *Pellet Plant, Barbil*





# *Jharkhand State*

# *JSPL, Patratu*



# *Oman*



# Making Sustainability A Focus Priority



## 9 PILLARS OF CSR



### HEALTH

Establishing multiple charitable clinics, hospitals and providing world-class health facilities to its employees and communities.



### INFRASTRUCTURE DEVELOPMENT

Improve quality of life by reducing rural urban divide. Easy access to modern amenities and improve surroundings.



### ENVIRONMENT

Protecting the environment through JSPL's policies and practices.




### EDUCATION

Capacity building through education and enabling environment for children to evolve as responsible citizens.



### LIVESTOCK

Improved animal husbandry practices for improve health status of livestock.



### ADMINISTRATIVE EXPENSES



### LIVELIHOOD

Development of self-dependency and encouragement for practical skills for individual community and long term prosperity.



### SPORTS, ART & CULTURE

Channelizing the energy of the youth towards the development of communities by giving opportunity in various activities.



### DOCUMENTATION MONITORING EVALUATION OTHERS

# A Responsible Corporate Citizen

Health	Education & Skill development	Infrastructure	Women empowerment	Environment
<p><b>85,000</b></p> <p>Adolescent Girls benefited from our healthcare initiatives</p>	<p><b>15,000</b></p> <p>Students empowered through quality education</p>	<p><b>2,50,000</b></p> <p>People provided with safe and clean drinking water</p>	<p><b>1,000</b></p> <p>Women entrepreneurs developed</p>	<p><b>87,000+</b></p> <p>Saplings planted</p>
<p><b>200,000</b></p> <p>People benefited from our health initiatives</p>	<p><b>24,000+</b></p> <p>People provided with vocational training</p>	<p><b>10,000</b></p> <p>People benefited by 1,000 sanitation facilities</p>	<p><b>1,500+</b></p> <p>Women benefited by 150+ Self Help Groups through income generation activities</p>	<p><b>343</b></p> <p>Acres of watershed developed</p>

# Health & Safety Best Practices



SAFETY INDUCTION



ON-THE-JOB SAFETY TRAINING



SAFETY REVIEWS



SAFETY AUDITS / INSPECTIONS



# Health & Safety Best Practices



TOOL BOX MEETINGS



SAFETY AWARDS/REWARDS



MEDICAL EXAMINATIONS/ WORLD CLASS PPEs



MOCK DRILLS

- *JSPL was awarded “Odisha Excellence Award, 2018”, for its sustainable social development in the state.*
- *Jindal Panther was awarded “Iconic Brand of the Year” by Economic Times*
- *JSPL has been ranked by Institutional Investor Magazine in 2018:*
  - *#1 in Asia in Best IR Professionals Rankings (Sell Side) in Basic Material Sector*
- *Jindal Panther bagged “India’s Most Trusted Brand Award” organised by IBC Info Media Corp USA*
- *Jindal Shadeed - Sultan QABOOS award for Industrial Excellence & Innovation 2017-18*
- *JSPL Tensa was conferred with 23 prizes during 55<sup>th</sup> Annual Mines Safety Week celebration 2017*
- *Jindal Shadeed won Frost and Sullivan’s ‘2017 GCC Ferrous Company of the Year Award’ for Business Excellence best practices.*
- *JSPL Barbil and Patratu won the “Golden Bird Safety Awards in Platinum Category” for implementing the best health and safety practices during the year 2016-17*
- *JSPL honoured with the prestigious Odisha INC Award for its innovative CSR activities in Odisha.*
- *JSPL-Barbil Pellet Plant awarded with most prestigious JIPM award for TPM –Excellence*
  - *First pellet plant in the world to be conferred with this JIPM award*
- *JPL was awarded 2<sup>nd</sup> rank amid the top 25 ‘Best in Industry’ companies in Dale Carnegie Global Leadership Award*
- *The signature initiative “NIPUN” of JPL- Tamnar won the prestigious People Matters L&D League Awards 2017*
- *JPL was also awarded as the 2<sup>nd</sup> Best in “Best in Accelerating Leadership Development” in 2017*
- *Mr. Naveen Jindal, Chairman, JSPL received the ‘Steelie Award 2016’ for being the “Industry Communicator of the Year”*

**For any information please contact: -**

Mr. Nishant Baranwal – Head, Investor Relations

Tel : +91 11-41462198

Mobile:+91 8800690255

Email: - [nishant.baranwal@jindalsteel.com](mailto:nishant.baranwal@jindalsteel.com)

# DISCLAIMER

*This presentation may contain certain forward looking statements concerning JSPL's future business prospects and business profitability, which are subject to a number of risks and uncertainties and the actual results could materially differ from those in such forward looking statements.*

*The risks and uncertainties relating to these statements include, but are not limited to, risks and uncertainties regarding fluctuations in earnings, our ability to manage growth, competition (both domestic and international), economic growth in India and the target countries for exports, ability to attract and retain highly skilled professionals, time and cost over runs on contracts, our ability to manage our international operations, government policies and actions with respect to investments, fiscal deficits, regulations, etc., interest and other fiscal costs generally prevailing in the economy. Past performance may not be indicative of future performance. We do not undertake to update our forward-looking statements.*

*This presentation is not intended, and does not, constitute or form part of any offer, invitation or the solicitation of an offer to purchase, otherwise acquire, subscribe for, sell or otherwise dispose of, any securities in JSPL or any of its subsidiary undertakings or any other invitation or inducement to engage in investment activities, neither shall this presentation nor the fact of its distribution form the basis of, or be relied on in connection with, any contract or investment decision. The numbers & the contents in this presentation are purely indicative and subject to change.*

**THANK YOU**