

Haryana Financial Corporation  
30 Bays Building, (Ground Floor)  
Sector 17-C, Chandigarh-160017

PBX: 0172-2702755-57  
e-mail: hfcsectt@gmail.com  
Website: [www.hfcindia.org](http://www.hfcindia.org)

REF.NO.HFC/LET/BSE-OUT/2024/274

Dated: 30/05/2024

To  
The Manager  
Listing Department  
Bombay Stock Exchange Limited,  
Phiroze Jeejeebhoy Towers,  
Dalal Street,  
Mumbai-400001.

**Re: Outcome of Board Meeting and Intimation under Regulation 30 of the SEBI (Listing Obligations and Disclosure Requirements) Regulation, 2015 - Audited Financial Results for the Quarter and Year ended 31.03.2024 (FY 2023-24)**

**(Scrip Code: 530927) Haryana Financial Corporation**

Sir/Madam,

This is to inform that the Board of Directors of the Haryana Financial Corporation (HFC) at its meeting held on today i.e. 30.05.2024 have inter-alia considered and approved the followings:-

- i) Audited Annual Financial Results of the Corporation for the Financial Year 2023-24 (ended on 31.03.2024) alongwith Audit Report;
- ii) The Financial Results for quarter and year ended 31<sup>st</sup> March, 2024 alongwith Assets and Liabilities on 31.03.2024.

A copy of the above mentioned Financial Results duly approved by the Board as well as Audit Report are attached herewith at Annexure-I.

The meeting of Board of Directors of the Corporation concluded at 12:20 PM.

This is for your kind information and records, please.

Thanking you,


Yours faithfully,  
For Haryana Financial Corporation

*Any*

Compliance Officer

| HARYANA FINANCIAL CORPORATION                                                                                    |               |               |             |              |             |
|------------------------------------------------------------------------------------------------------------------|---------------|---------------|-------------|--------------|-------------|
| H.O. : 30 Bays Building, Sector 17 - C, Chandigarh-160017                                                        |               |               |             |              |             |
| FINANCIAL RESULTS FOR THE QUARTER AND YEAR ENDED 31ST MARCH, 2024                                                |               |               |             |              |             |
| (Rupees in crore)                                                                                                |               |               |             |              |             |
| Particulars                                                                                                      | Quarter       | Quarter       | Quarter     | Year         | Year        |
|                                                                                                                  | Ended         | Ended         | Ended       | Ended        | Ended       |
|                                                                                                                  | 31.03.2024    | 31.12.2023    | 31.03.2023  | 31.03.2024   | 31.03.2023  |
|                                                                                                                  | (Audited)     | (Reviewed)    | (Audited)   | (Audited)    | (Audited)   |
| <b>Income</b>                                                                                                    |               |               |             |              |             |
| 1. Income from operations                                                                                        | 0.50          | 0.02          | 0.21        | 1.37         | 0.52        |
| 2. Other Miscellaneous Income                                                                                    | 0.78          | 1.91          | 1.39        | 3.76         | 4.42        |
| <b>3. Total Income</b>                                                                                           | <b>1.28</b>   | <b>1.93</b>   | <b>1.60</b> | <b>5.13</b>  | <b>4.94</b> |
| <b>Expenditure</b>                                                                                               |               |               |             |              |             |
| a) Staff Cost                                                                                                    | 1.19          | 0.96          | 0.89        | 3.74         | 3.52        |
| b) Others expenditure                                                                                            | 0.19          | 0.15          | 0.20        | 0.59         | 0.80        |
| c) Bad debts written off                                                                                         | 0.03          | 0.00          | 0.00        | 0.03         | 0.00        |
| d) Depreciation                                                                                                  | 0.00          | 0.00          | 0.03        | 0.01         | 0.13        |
| <b>4. Total Expenditure</b>                                                                                      | <b>1.41</b>   | <b>1.11</b>   | <b>1.12</b> | <b>4.37</b>  | <b>4.45</b> |
| 5. Profit/(Loss) before Tax (3-4)                                                                                | (0.13)        | 0.82          | 0.48        | 0.76         | 0.49        |
| 6. Provision for NPAs & Standard Assets written back                                                             | 0.00          | 0.00          | 0.00        | 0.00         | 0.00        |
| 7. Provision for NPAs & Investment                                                                               | 0.06          | 0.01          | 0.03        | 0.10         | 0.08        |
| <b>8. Net Profit/(Loss) (5+6-7)</b>                                                                              | <b>(0.19)</b> | <b>0.81</b>   | <b>0.45</b> | <b>0.66</b>  | <b>0.41</b> |
| 9. Profit on sale of Assets                                                                                      | 0.00          | 0.00          | 0.00        | 26.42        | 0.00        |
| 10. Provision of Income tax                                                                                      | 0.01          | 0.90          | (0.31)      | 1.65         | (0.31)      |
| <b>11. Net Profit/(Loss) (8+9-10)</b>                                                                            | <b>(0.20)</b> | <b>(0.09)</b> | <b>0.76</b> | <b>25.43</b> | <b>0.72</b> |
| 12. Gross NPA (%)                                                                                                |               |               |             | 100.00%      | 100.00%     |
| 13. Net NPA to net loans (%)                                                                                     |               |               |             | 0.00%        | 0.00%       |
| 14. Paid-up Equity Share Capital (Face value of Rs.10/-)                                                         | 207.66        | 207.66        | 207.66      | 207.66       | 207.66      |
| 15. Reserve excluding revaluation reserves (year end)                                                            | 0.00          | 0.00          | 0.00        | 16.58        | 16.58       |
| 16. Basic and diluted EPS (in Rs.) for the period for the year to date and for the previous year not annualised. | Nil           | Nil           | Nil         | Nil          | Nil         |
| 17. Public Shareholding                                                                                          |               |               |             |              |             |
| - Number of Shares                                                                                               | 1319900       | 1319900       | 1319900     | 1319900      | 1319900     |
| - % age of shareholding                                                                                          | 0.64%         | 0.64%         | 0.64%       | 0.64%        | 0.64%       |
| 18. Promoters and promoter group shareholding                                                                    |               |               |             |              |             |
| a) Pledged/Encumbered                                                                                            |               |               |             |              |             |
| - Number of shares                                                                                               | Nil           | Nil           | Nil         | Nil          | Nil         |
| - % age of shares (as a % of the total shareholding of promoter and promoter group)                              | -             | -             | -           | -            | -           |
| - % age of shares (as a % of the total share capital)                                                            | -             | -             | -           | -            | -           |
| b) Non Encumbered                                                                                                |               |               |             |              |             |
| - Number of shares                                                                                               | 206338200     | 206338200     | 206338200   | 206338200    | 206338200   |
| - % age of shares (as a % of the total shareholding of promoter and promoter group)                              | 100%          | 100%          | 100%        | 100%         | 100%        |
| - % age of shares (as a % of the total share capital)                                                            | 99.36%        | 99.36%        | 99.36%      | 99.36%       | 99.36%      |

  
CFO

  
GM(F)

Haryana Financial Corporation  
  
Managing Director

## Statement of Assets and Liabilities

| Particulars                          | (Rupees in crore)                |                                  |
|--------------------------------------|----------------------------------|----------------------------------|
|                                      | As at<br>31.03.2024<br>(Audited) | As at<br>31.03.2023<br>(Audited) |
| <b>A. CAPITAL AND LIABILITIES</b>    |                                  |                                  |
| 1. Share Capital                     | 207.66                           | 207.66                           |
| 2. Reserves and surplus              | 16.58                            | 16.58                            |
| 3. Current Liabilities               | 21.54                            | 44.41                            |
| 4. Provisions                        | 11.69                            | 11.58                            |
| <b>Total Capital and Liabilities</b> | <b>257.47</b>                    | <b>280.23</b>                    |
| <b>B. ASSETS</b>                     |                                  |                                  |
| 1. Fixed Assets                      | 0.59                             | 1.69                             |
| 2. Loans and Advances                | 7.35                             | 7.27                             |
| 3. Investments                       | 149.51                           | 149.51                           |
| 4. Cash and Bank Balances            | 31.11                            | 29.50                            |
| 5. Others Current Assets             | 9.02                             | 6.94                             |
| 6. Accumulated Losses                | 59.89                            | 85.32                            |
| <b>Total Assets</b>                  | <b>257.47</b>                    | <b>280.23</b>                    |

## Notes :-

1. Previous year figures have been regrouped/rearranged.
2. The provision for employees benefits as per AS-15 has been provided.
3. The Corporation has recommended to State Govt. for its winding up/liquidation u/s 45 of SFCs Act 1951, Further the State Govt. has decided to delist the shares of the Corporation from Bombay Stock Exchange and the same is under process.
4. The figures for the year ended 31st March, 2023 have been taken from the Audited accounts which were prepared on mercantile system of accounting except for interest on NPAs which has been accounting for on receipt basis as per RBI guidelines.
5. The figures of the last quarter are the balancing figures between the audited figures in respect of the full financial year and the published year -to-date figures upto the third quarter of the current financial year.
6. These Audited financial results have been approved by the Board of Directors on 30.05.2024.

for HARYANA FINANCIAL CORPORATION

Place : Panchkula

Dated : 30/5/2024

CFO

GM

MANAGING DIRECTOR



Head Office : 16, Berkeley Square, Level-2, Plot No. 24, Industrial Park, Phase-1, Chandigarh-160 002

**Auditor's Certificate (F.Y.2023-24)**

In accordance with the provisions of section 37(1) of the State Financial Corporations Act,1951, we have audited the Balance Sheet of Haryana Financial Corporation as at 31March, 2024 and also the annexed Profit and Loss Account for the years ended on the date.

We conducted our audit in accordance with auditing standard generally accepted in India. In our opinion and to the best of our information and according to the explanations given to us:

- a) The operations of Haryana Financial Corporation have been conducted in accordance with provisions of the SFCs Act,1951.
- b) The income recognition, asset classification and provisioning have been done as per the guidelines issued by SIDBI from time to time.
- c) The investment of surplus fund is made in accordance with the prudential norms laid down by the Board of Directors.
- d) Authentication of Calculate of CRAR and assessment of capital adequacy ratio in the 'Notes on Accounts' attached to the Balance Sheet and various other ratio/ items have been disclosed in the 'Notes of Accounts' (Schedule Q- Point p)
- e) The corporation has no Govt. guarantee outstanding as on 31.03.2024 as the account with SIDBI has already been settled.
- f) The level of risk management practices and compliance to regulatory directives issued by SIDBI with regard to exposure norms, segregation of refinanced assets is not applicable because the corporation is in the process of winding up and it has repaid/settled entire refinance with SIDBI. In view of the above, the corporation has not taken any step with regard to the valuation of loan assets .However at the time of settlement or sale of mortgaged assets, valuation of assets is being done on case to case basis.
- g) All the Loans & Advance of the Corporation, financial statements and salaried to staff have been computerized.

Further, there is no adverse observations/ qualifications in our Auditor's Report. We have an unmodified opinion in respect of Contingent Liabilities, physical verification of fixed assets and non-execution of sale deed in respect of sale of property, as mentioned in para B of Schedule Q of Notes on Accounts and in respect of Material Uncertainty Related to Going Concern of the corporation as reflected in para B ( c) of Schedule Q of Notes on Accounts of this financial statements. This may be considered as a nil report.

For Prem Ravinder & Co.

Chartered Accountants

Registration No. 006573N

*Vaibhav Garg*  
Vaibhav Garg

Partner

M.No.515718

UDIN-24515718 BKAITU6450

Place : Chandigarh  
Date : 30-05-2024



## INDEPENDENT AUDITORS' REPORT

The Members,  
Haryana Financial Corporation  
Chandigarh

### Report on the Financial Statements

We have audited the accompanying financial statements of Haryana Financial Corporation (HFC), which comprise of the **Balance Sheet as at 31st March, 2024** and the Statement of Profit and Loss and Cash Flow statement for the year then ended and notes to the financial statements, including a summary of the significant accounting policies and other explanatory information.

#### 1. Basis of Opinion

We conducted our audit in accordance with the Standards on Auditing. Our responsibilities under those Standards are further described in the Auditor's Responsibilities for the Audit of the Financial Statements section of our report. We are independent of the Corporation in accordance with the Code of Ethics issued by the Institute of Chartered Accountants of India together with the ethical requirements that are relevant to our audit of the financial statements under the provisions of the Act and the Rules there under, and we have fulfilled our other ethical responsibilities in accordance with these requirements and the Code of Ethics. We believe that the audit evidence we have obtained is sufficient and appropriate to provide a basis for our opinion.

#### 2. Management's responsibility for the Financial Statements

The Corporation's Management is responsible for the preparation and presentation of these Financial Statements that give a true and fair view of the financial position, financial performance and the cash flows of the Corporation in accordance with the accounting standards and principles generally accepted in India and as per the requirements of Small Industries Development Bank of India. This responsibility also includes maintenance of adequate accounting records in accordance with the provisions of the act for safeguarding the assets of the Corporation and for preventing and detecting frauds and other irregularities; selection and application of appropriate accounting policies. making judgements and estimates that are reasonable and prudent; and design, implementation and maintenance of adequate internal financial controls, that were operating effectively for ensuring the accuracy and completeness of the accounting records, relevant to the preparation and presentation of the financial statements that give a true and fair view and are free from material misstatement, whether due to fraud or error.

#### 3. Auditor's responsibility

Our responsibility is to express an opinion on these financial statements based on our audit. We conducted our audit in accordance with the Standards on Auditing issued by Institute of Chartered Accountants of India and provisions of section 37 of the State Financial Corporations Act 1951 as amended by SFCs (Amendment) Act 2000. Those Standards require that we comply with ethical requirements and plan and perform the audit to obtain reasonable assurance about whether the financial statements are free from material misstatement.





Head Office : 16, Berkeley Square, Level-2, Plot No. 24, Industrial Park, Phase-1, Chandigarh-160 002

An audit involves performing procedures to obtain audit evidence about the amounts and the disclosures in the financial statements. The procedure selected depend upon the auditor's judgement, including the assessment of the risks of material misstatement of the financial statements, whether due to fraud or error. In making those risk assessments, the auditor considers internal financial control relevant to the Corporation's preparation of the financial statements that give a true and fair view in order to design audit procedures that are appropriate in the circumstances, but not for the purpose of expressing an opinion on whether the Corporation has in place an adequate internal financial controls system over financial reporting and the operating effectiveness of such controls. An audit also includes evaluating the appropriateness of accounting policies used and the reasonableness of the accounting estimates made by management as well as evaluating the overall presentation of the financial statements.

We believe that the audit evidence we have obtained is sufficient and appropriate to provide a basis for our Audit opinion on the financial statements. Our objectives are to obtain reasonable assurance about whether the financial statements as a whole are free from material misstatement, whether due to fraud or error, and to issue an auditor's report that includes our opinion. Reasonable assurance is a high level of assurance, but is not a guarantee that an audit conducted in accordance with SAs will always detect a material misstatement when it exists. Misstatements can arise from fraud or error and are considered material if, individually or in the aggregate, they could reasonably be expected to influence the economic decisions of users taken on the basis of these financial statements.

#### **4. Emphasis of Matter**

We draw attention to the Paragraph B of Schedule -'Q' (Notes on Accounts) in regard to Contingent Liabilities as under :

- a) Note no. b (1) regarding contingent liability in respect of units disposed off but in dispute-amount indeterminate.
- b) Note no. b (3) regarding Liability in respect of claim lodged against the corporation by ex-employees/pensioners to the extent of Rs.1348.44 lacs (approx.) not acknowledged and other court cases /appeals filed by the employees/ex-employees/pensioners against which amount is indeterminate.

There is a Contingent liability amounting to Rs.125.88 lacs in respect of claims lodged by Loanees/Auction purchasers. The Corporation is generally unable to reasonably estimate possible loss for proceedings or disputes other than estimated.

Other Current Assets includes Rs.349.83 lacs deposited with Income Tax department against demand for Financial years 1980-81 to 1982-83 & 2013-14 to 2015-16 and the corporation has filed appeals (separately for each year) before Hon'ble Punjab and Haryana high Court/CIT(A)/ITAT. The matter is sub-judice, no provision against this amount has been made in the books of account.

- c) Note no. B (m) of Schedule -'Q' (Notes on Accounts) which discloses that the corporation has maintained Fixed Assets Purchase register, where all items of fixed assets are entered with date, amount of purchase and its location. Further as the purchases are of meager amount, no separate physical verification of fixed assets is being done by the corporation.





Head Office : 16, Berkeley Square, Level-2, Plot No. 24, Industrial Park, Phase-1, Chandigarh-160 002

- d) Note no.B (o) of Schedule -'Q' (Notes on Accounts) which discloses that the corporation has handed over the physical possession of Property at Panchkula to HSIIDC, after receiving the total price of Rs.2750.88 lacs and the sale has been accounted for in the books of account, showing profit of Rs.2642.56 lacs, however sale deed in regard to same is yet to be executed.

Our opinion is not modified in respect of these matter.

#### **5. Information other than the Financial Statements and Auditor's Report thereon**

The Corporation's Board of Directors and Management is responsible for the preparation of the other information. The other information comprises the information included in the Corporation's Annual Report but does not include the financial statements and our auditor's report thereon. Our opinion on the financial statements does not cover the other information and we do not express any form of assurance conclusion thereon.


In connection with our audit of the financial statements, our responsibility is to read the other information and in doing so, consider whether the other information is materially inconsistent with the financial statements or our knowledge obtained during the course of our audit or otherwise appears to be materially misstated. If, based on the work we have performed, we conclude that there is a material misstatement of this other information, we are required to report the fact and we have nothing to report in this regard.

#### **6. Material Uncertainty Related to Going Concern**

In preparing the financial statements, management is responsible for assessing the Corporation's ability to continue as a going concern, disclosing, as applicable, matters related to going concern and using the going concern basis of accounting unless management either intends to liquidate the Corporation or to cease operations, or has no realistic alternative but to do so. The Board of Directors are also responsible for overseeing the corporation's financial reporting process.

We draw attention to the Paragraph B (c) of Schedule -'Q' (Notes on Accounts) which discloses that the Corporation has recommended to the State Govt. for winding up/liquidation u/s 45 of SFCs Act, 1951. Further the State Govt. has appointed Managing Director HSIIDC as Nodal Officer for completing the formalities of winding up. The Board of Directors constituted a committee under the chairmanship of Director of Industries & Commerce, Haryana for the winding up purpose and the committee is now reconstituted under the Chairmanship of Managing Director, HSIIDC. Further the State Govt. has decided to delist the shares of the Corporation from Bombay Stock Exchange (BSE) and request for relaxation from detailed procedure of delisting of shares was made with SEBI. The SEBI has granted relaxations from applicability of certain provisions of Delisting Regulations,2021 subject to fulfillment of certain conditions. The Board requested HSIIDC to take further action for hiring of Merchant banker for delisting of equity shares of HFC from Bombay Stock Exchange (BSE) in accordance with the SEBI delisting guidelines and the Merchant Banker has been appointed for the purpose of delisting of shares from BSE Ltd. as per Directions of the SEBI.

These events, conditions and matters indicate that a material uncertainty exists that may cast significant doubt on the Corporation's ability to continue as a going concern. Our opinion is not modified in respect of this matter.





Head Office : 16, Berkeley Square, Level-2, Plot No. 24, Industrial Park, Phase-1, Chandigarh-160 002

### 7. Opinion

In our opinion and to the best of our information and according to the explanations given to us, the aforesaid financial statements give the information required by the Act in the manner so required and give a true & fair view in conformity with the accounting principles laid down by SIDBI for SFCs and generally accepted in India :

- In the case of the Balance Sheet, of the state of affairs of the Corporation as at 31st March, 2024.
- In the case of the Statement of Profit & Loss Account, of the Profit of the Corporation for the year ended on that date, and
- In the case of the Cash Flow Statement of the cash flows for the year ended on that date.

### 8. Report on Other Legal and Regulatory Requirements

On the basis of our audit subject to Notes on Accounts as per Part B of Schedule "Q", we report that :

- We have sought & obtained all the information and explanations which to the best to our knowledge and belief were necessary for the purposes of our audit.
- In our opinion, proper books of accounts as required by law have been kept by the Corporation so far as it appears from our examination of those books and proper returns adequate for the purpose of our audit have been received from Branches.
- The Balance Sheet, the Statement of Profit & Loss and the Cash Flow Statement dealt with by this Report are in agreement with the books of accounts and with the returns received from the Branches.
- In our opinion the aforesaid Balance Sheet, Statement of Profit & Loss and Cash Flow Statements comply with the Accounting Standards and guide lines issued by SIDBI for SFCs from time to time.
- The transactions of the Corporation that have come to our notice have been within the powers of the Corporation.

For **Prem Ravinder & Co.**  
Chartered Accountants  
Registration No. 006573N



*Vaibhav Garg*  
**Vaibhav Garg**

Partner

M.No.515718

UDIN-24515718BKAITU6450

Place : Chandigarh

Date : 30-05-2024



**HARYANA FINANCIAL CORPORATION, CHANDIGARH**  
**BALANCE SHEET AS ON 31ST MAR., 2024**

| As at 31.03.2023     | Particulars                             | Schedule | As at 31.03.2024     |
|----------------------|-----------------------------------------|----------|----------------------|
| (Amount in Rs.)      | A EQUITY AND LIABILITIES                |          | (Amount in Rs.)      |
|                      | <b>1 Shareholders' funds</b>            |          |                      |
| 2,076,581,000        | a) Share capital                        | A        | 2,076,581,000        |
| 165,826,950          | b) Reserves and surplus                 | B        | 165,826,950          |
|                      | <b>2 Current liabilities</b>            |          |                      |
| 444,056,830          | a) Other current liabilities            | C        | 215,437,904          |
| 115,807,085          | b) Provisions                           | D        | 116,848,599          |
| <u>2,802,271,865</u> | <b>Total</b>                            |          | <u>2,574,694,453</u> |
|                      | <b>B ASSETS</b>                         |          |                      |
|                      | <b>1 Non-current assets</b>             |          |                      |
| 16,888,426           | a) Fixed Assets                         | E        | 5,917,658            |
| 1,450,000,000        | b) Non-current investments              | F        | 1,450,000,000        |
| 72,724,457           | <b>2 Loans and Advances</b>             | G        | 73,509,089           |
|                      | <b>3 Current assets</b>                 |          |                      |
| 45,144,180           | a) Current investments - Shares         | H        | 45,144,180           |
| 276,117,170          | b) Current investments - Fixed Deposits | H        | 297,500,000          |
| 18,858,174           | c) Cash and bank balances               | I        | 13,594,313           |
| 69,340,549           | d) Other current assets                 | J        | 90,199,684           |
| 853,198,909          | <b>4 Profit and Loss Accounts</b>       | K        | 598,829,529          |
| <u>2,802,271,865</u> | <b>Total</b>                            |          | <u>2,574,694,453</u> |
|                      | Notes on Accounts                       | Q        |                      |

Note : The Schedules referred to above form integral part of the Balance Sheet

  
Richa Garg  
Chief Finance Officer

  
Harnam Singh Rana  
Company Secretary

  
Sanjay Garg  
General Manager

  
Sushil Sarwan, IAS  
Managing Director

In terms of our separate report of even date attached  
For Prem Ravinder & Co.  
Chartered Accountants



  
Vaibhav Garg  
FCA (Partner)  
Membership No. 515718  
Firm Regd. No. 06573N

Place : Chandigarh

Dated : 30-05-2024

UDIN-24515718BKAIT06450

**HARYANA FINANCIAL CORPORATION, CHANDIGARH**  
**PROFIT AND LOSS ACCOUNT FOR THE YEAR ENDED 31ST MAR., 2024**

| For the year<br>ended 31.03.2023<br>(Amount in Rs.) | INCOME                                                          | Schedule | For the year<br>ended 31.03.2024<br>(Amount in Rs.) |
|-----------------------------------------------------|-----------------------------------------------------------------|----------|-----------------------------------------------------|
| 5,270,008                                           | Revenue from operations                                         | L        | 13,706,006                                          |
| 44,177,592                                          | Other income                                                    | M        | 301,892,609                                         |
| 49,447,600                                          | Total Revenue                                                   |          | 315,598,615                                         |
| <b>OPERATIONAL EXPENDITURE</b>                      |                                                                 |          |                                                     |
| 449,594                                             | Other Financial & Misc. Expenses                                | N        | 409,416                                             |
| 35,255,672                                          | Employees Benefit Expenses                                      | O        | 37,392,555                                          |
| 7,574,272                                           | Administrative Expenses                                         | P        | 5,520,155                                           |
| 1,260,893                                           | Depreciation                                                    | E        | 126,369                                             |
| 0                                                   | Bad Debts Written Off                                           |          | 288,346                                             |
| 44,540,431                                          | Total Expenditure                                               |          | 43,736,841                                          |
| 4,907,169                                           | Profit/(Loss) before provisioning                               |          | 271,861,774                                         |
| 0                                                   | Add : Provision Against Claims Recoverable Written Back         |          | 69,518                                              |
| 110,400                                             | : Provision Against Investments Written Back                    |          | 0                                                   |
| 3,100,649                                           | : Excess provision Against Income Tax Written Back (FY 2021-22) |          | 0                                                   |
| 0                                                   | Less : Provision Against Investments                            |          | 326,400                                             |
| 873,457                                             | : Provision Against NPAs Loans Assets                           |          | 784,632                                             |
| 0                                                   | : Provision for Income Tax                                      |          | 16,450,880                                          |
| 7,244,761                                           | Net Profit/(Loss)                                               |          | 254,369,380                                         |

Notes on Accounts

Q

0.03 Earning per shares

1.22

Note : The Schedules referred to above form integral part of the Profit & Loss Account

  
 Richa Garg  
 Chief Finance Officer

  
 Harnam Singh Rana  
 Company Secretary

  
 Sanjay Garg  
 General Manager

  
 Sushil Sarwan, IAS  
 Managing Director

In terms of our separate report of even date attached  
 For Prem Ravinder & Co.  
 Chartered Accountants

Place : Chandigarh

Dated : 30.05-2024

  
  
 Vaibhav Garg  
 FCA (Partner)

Membership No. 515718  
 Firm Regd. No. 06573N

| As at 31.03.2023<br>Amount (Rs.) | Schedule 'A' - Share Capital                                                                                              | As at 31.03.2024<br>Amount (Rs.) |
|----------------------------------|---------------------------------------------------------------------------------------------------------------------------|----------------------------------|
| <u>3,000,000,000</u>             | Authorised<br>300,000,000 equity shares of Rs. 10/- each.                                                                 | <u>3,000,000,000</u>             |
|                                  | Issued And Subscribed                                                                                                     |                                  |
| 2,110,655,000                    | a) 211,065,500 (Previous year 211,065,500) equity shares of Rs.10/-each issued under section 4 of SFCs' Act, 1951.        | 2,110,655,000                    |
| <u>6,266,000</u>                 | b) 626,600 shares of Rs.10/- each issued under section 4A (1) of the SFCs' Act, 1951 as special class of shares.          | <u>6,266,000</u>                 |
| <u>2,116,921,000</u>             |                                                                                                                           | <u>2,116,921,000</u>             |
|                                  | Paid-Up                                                                                                                   |                                  |
| 2,116,921,000                    | Issued and Subscribed                                                                                                     | 2,116,921,000                    |
| <u>40,340,000</u>                | Less : Amount forfeited - 4,034,000 equity shares of Rs.10 each                                                           | <u>40,340,000</u>                |
| <u>2,076,581,000</u>             | Balance 207,658,100 (Previous year 207,658,100) shares of Rs.10 each                                                      | <u>2,076,581,000</u>             |
|                                  |                                                                                                                           |                                  |
| 2,070,315,000                    | a) 207,031,500 (Previous year 207,031,500) equity shares of Rs.10/- each under section 4 of SFCs' Act, 1951 fully paid up | 2,070,315,000                    |
| <u>6,266,000</u>                 | b) 626,600 Shares of Rs.10/- each issued under section 4A (1) of the SFCs' Act, 1951 as special class of shares.          | <u>6,266,000</u>                 |
| <u>2,076,581,000</u>             | Total                                                                                                                     | <u>2,076,581,000</u>             |

| As at 31.03.2023<br>Amount (Rs.) | Schedule 'B' - Reserve and Surplus                                                    | As at 31.03.2024<br>Amount (Rs.) |
|----------------------------------|---------------------------------------------------------------------------------------|----------------------------------|
|                                  | a) Special Reserve for the purpose of Section 36(1)(viii) of the Income Tax Act, 1961 |                                  |
| 178,567,013                      | Gross amount                                                                          | 178,567,013                      |
| <u>166,800,000</u>               | Less: Utilised towards provisioning for NPAs in earlier years.                        | <u>166,800,000</u>               |
| 11,767,013                       |                                                                                       | 11,767,013                       |
| 105,510,000                      | b) Share Premium                                                                      | 105,510,000                      |
| 25,000,000                       | c) Special Reserve Fund (Section 35A of SFCs' Act)                                    | 25,000,000                       |
| 573,937                          | d) Reserve under clause 91(vii) of General Regulation of HFC                          | 573,937                          |
| <u>22,976,000</u>                | e) Shares forfeiture Reserve                                                          | <u>22,976,000</u>                |
| <u>165,826,950</u>               | Total                                                                                 | <u>165,826,950</u>               |

| As at 31.03.2023<br>Amount (Rs.) | Schedule 'C' - Other Current Liabilities  | As at 31.03.2024<br>Amount (Rs.) |
|----------------------------------|-------------------------------------------|----------------------------------|
|                                  | a) Other liabilities                      |                                  |
| 55,196,622                       | Dividend Payable                          | 55,196,622                       |
| 678,748                          | Provision against Gratuity                | 119,297                          |
| 15,005,163                       | Provision against Leave Encashment        | 16,289,565                       |
| 119,121,838                      | Sundry Deposits                           | 112,038,168                      |
| 222,445,297                      | Advance from HSIIDC - Sale of properties  | 0                                |
| 10,050,000                       | Earnest Money                             | 18,282,250                       |
| 2,032,650                        | Borrowers' Imprest                        | 1,042,950                        |
| 6,900,000                        | Security Deposit                          | 0                                |
| 111,688                          | GST payable                               | 59,957                           |
| 334                              | TDS on GST payable                        | 0                                |
| 1,135,928                        | Provision against expenses payable        | 1,350,809                        |
|                                  | b) State Government Funds (As An Agency)  |                                  |
|                                  | 1) Subsidies :                            |                                  |
| 97,160                           | Credit Linked Capital Subsidy             | 97,160                           |
| <u>2,550,776</u>                 | State Subsidy                             | <u>2,230,500</u>                 |
|                                  | 2) Balance Amount - Seed Money Agency/RIS |                                  |
| <u>8,730,626</u>                 |                                           | <u>8,730,626</u>                 |
| <u>444,056,830</u>               | Total                                     | <u>215,437,904</u>               |



| As at 31.03.2023<br>Amount (Rs.) | Schedule 'D' - Provisions                                      | As at 31.03.2024<br>Amount (Rs.) |
|----------------------------------|----------------------------------------------------------------|----------------------------------|
|                                  | i) Provision for non-performing loan assets :                  |                                  |
| 71,851,000                       | Opening balance                                                | 72,724,457                       |
| <u>873,457</u>                   | Add : Provision during the year                                | <u>784,632</u>                   |
| <u>72,724,457</u>                |                                                                | 73,509,089                       |
|                                  | ii) Provision against Claims Recoverable                       |                                  |
| 1,092,064                        | Opening balance                                                | 1,092,064                        |
| <u>0</u>                         | Less: Excess provision provided in earlier years written back. | <u>69,518</u>                    |
| 1,092,064                        |                                                                | 1,022,546                        |
|                                  | iii) Provision for diminuation in value of investments :       |                                  |
| 42,100,964                       | Opening balance                                                | 41,990,564                       |
| <u>0</u>                         | Add : Provision during the year                                | <u>326,400</u>                   |
| 110,400                          | Less: Excess provision provided in earlier years written back. | <u>0</u>                         |
| <u>41,990,564</u>                |                                                                | <u>42,316,964</u>                |
| <u>115,807,085</u>               | Total                                                          | <u>116,848,599</u>               |



## Schedule 'E' - Fixed Assets

( Amount in Rs.)

| Sr. No.                            | Particulars                | WDV as on 01.04.2023<br>(1) | Assets put to use for more than (2) | less than 180 days (3) | Sold/ transferred during the year (4) | Liability written off (5) | Value (5)         | Rate of Dep. %age (6) | Total Depreciation during the year (7) | WDV as on 31.03.2024 (8) |
|------------------------------------|----------------------------|-----------------------------|-------------------------------------|------------------------|---------------------------------------|---------------------------|-------------------|-----------------------|----------------------------------------|--------------------------|
| <b>A. Land &amp; Building</b>      |                            |                             |                                     |                        |                                       |                           |                   |                       |                                        |                          |
| 1.                                 | Land                       | 5,752,158                   | 0                                   | 0                      | 811,531                               |                           | 4,940,627         | 0                     | 0                                      | 4,940,627                |
| 2.                                 | Building - Office          | 10,494,753                  | 0                                   | 0                      | 10,020,168                            |                           | 474,585           | 10                    | 47,459                                 | 427,126                  |
| <b>Total</b>                       |                            | <b>16,246,911</b>           | <b>0</b>                            | <b>0</b>               | <b>10,831,699</b>                     | <b>0</b>                  | <b>5,415,212</b>  |                       | <b>47,459</b>                          | <b>5,367,753</b>         |
| <b>B. Furniture &amp; Fittings</b> |                            |                             |                                     |                        |                                       |                           |                   |                       |                                        |                          |
| 1.                                 | Furniture                  | 95,923                      | 0                                   | 0                      | 12,700                                |                           | 83,223            | 10                    | 8,322                                  | 74,901                   |
| 2.                                 | Safes, Cabinets & Padlocks | 79,658                      | 0                                   | 0                      | 0                                     |                           | 79,658            | 10                    | 7,966                                  | 71,692                   |
| 3.                                 | Electric Fittings          | 230,418                     | 0                                   | 0                      | 0                                     |                           | 230,418           | 10                    | 23,042                                 | 207,376                  |
| <b>Total</b>                       |                            | <b>405,999</b>              | <b>0</b>                            | <b>0</b>               | <b>12,700</b>                         | <b>0</b>                  | <b>393,299</b>    |                       | <b>39,330</b>                          | <b>353,969</b>           |
| <b>C. Plant &amp; Machinery</b>    |                            |                             |                                     |                        |                                       |                           |                   |                       |                                        |                          |
| 1.                                 | Computers                  | 17,011                      | 0                                   | 0                      | 0                                     |                           | 17,011            | 40                    | 6,804                                  | 10,207                   |
| 2.                                 | Staff Cars & Jeep          | 218,505                     | 0                                   | 0                      | 0                                     |                           | 218,505           | 15                    | 32,776                                 | 185,729                  |
| <b>Total</b>                       |                            | <b>235,516</b>              | <b>0</b>                            | <b>0</b>               | <b>0</b>                              | <b>0</b>                  | <b>235,516</b>    |                       | <b>39,580</b>                          | <b>195,936</b>           |
| <b>Grand Total (A+B+C)</b>         |                            | <b>16,888,426</b>           | <b>0</b>                            | <b>0</b>               | <b>10,844,399</b>                     | <b>0</b>                  | <b>6,044,027</b>  |                       | <b>126,369</b>                         | <b>5,917,658</b>         |
| <b>Previous Year</b>               |                            | <b>18,552,659</b>           | <b>0</b>                            | <b>3,660</b>           | <b>407,000</b>                        | <b>0</b>                  | <b>18,149,319</b> |                       | <b>1,260,893</b>                       | <b>16,888,426</b>        |

|                     |    |            |            |            |           |
|---------------------|----|------------|------------|------------|-----------|
| Total Depreciation  | :- | FY 2022-23 | 1,260,893  | FY 2023-24 | 126,369   |
| Total WDV (A+B+C+D) | :- |            | 16,888,426 |            | 5,917,658 |



| As at 31.03.2023     | Schedule 'F' - Non-current Investments                          | As at 31.03.2024     |
|----------------------|-----------------------------------------------------------------|----------------------|
| Amount (Rs.)         | Investments (As per annexure to Schedule 'F' & 'H') :           | Amount (Rs.)         |
| 1,450,000,000        | Investment in the Equity of Haryana Power Generation Corp. Ltd. | 1,450,000,000        |
| <u>1,450,000,000</u> |                                                                 | <u>1,450,000,000</u> |

| As at 31.03.2023  | Schedule 'G' - Loans and Advances | As at 31.03.2024  |
|-------------------|-----------------------------------|-------------------|
| Amount (Rs.)      |                                   | Amount (Rs.)      |
| 69,449,457        | Loans and Advances                | 70,234,089        |
| 3,275,000         | Adhoc Limit - Boughtout Deals     | 3,275,000         |
| <u>72,724,457</u> | Total                             | <u>73,509,089</u> |

| As at 31.03.2023   | Schedule 'H' - Current Investments                    | As at 31.03.2024   |
|--------------------|-------------------------------------------------------|--------------------|
| Amount (Rs.)       | Investments (As per annexure to Schedule 'F' & 'H') : | Amount (Rs.)       |
| 45,144,180         | i) Unquoted                                           | 45,144,180         |
| 276,117,170        | ii) Fixed Deposits with Banks                         | 297,500,000        |
| <u>321,261,350</u> | Total                                                 | <u>342,644,180</u> |

| As at 31.03.2023  | Schedule 'I' - Cash and Bank Balances | As at 31.03.2024  |
|-------------------|---------------------------------------|-------------------|
| Amount (Rs.)      |                                       | Amount (Rs.)      |
| 7,482,785         | Balance with Schedule Banks :         |                   |
| 8,500,000         | i) In Current/Saving Accounts         | 5,539,594         |
| 2,875,389         | ii) Short Term Deposits               | 5,000,000         |
| <u>18,858,174</u> | iii) Fixed Deposit for Bank Guarantee | 3,054,719         |
|                   | Total                                 | <u>13,594,313</u> |

| As at 31.03.2023  | Schedule 'J' - Other Current Assets                       | As at 31.03.2024  |
|-------------------|-----------------------------------------------------------|-------------------|
| Amount (Rs.)      |                                                           | Amount (Rs.)      |
| 66,000            | Staff Loans                                               | 65,400            |
| 297,446           | Advance against expenses                                  | 269,008           |
| 1,722,989         | TDS - Financial Year 2022-23                              | 0                 |
| 140,712           | Income Tax Refund - FY 2019-20                            | 140,712           |
| 6,521,950         | Income Tax Refund - FY 2021-22                            | 0                 |
|                   | Income tax deposited against demand (Pending in appeals): |                   |
| 0                 | Financial year 2012-13                                    | 8,574,740         |
| 0                 | Financial year 2014-15                                    | 4,000,000         |
| 7,048,576         | Financial year 1980-81                                    | 7,048,576         |
| 7,430,044         | Financial year 1981-82                                    | 7,430,044         |
| 7,929,497         | Financial year 1982-83                                    | 7,929,497         |
| 218,048           | Security Deposits                                         | 216,658           |
| 5,256,636         | Claims recoverable                                        | 4,064,093         |
| 9,000,479         | Rent due but not received                                 | 23,144,873        |
|                   | Interest Accrued but not due :                            |                   |
| 185,437           | On Staff advances                                         | 146,437           |
| 9,732,445         | On Deposits                                               | 12,419,669        |
| 13,790,290        | Funds with LIC - Leave Encashment Policy                  | 14,749,977        |
| <u>69,340,549</u> | Total                                                     | <u>90,199,684</u> |



| As at 31.03.2023<br>Amount (Rs.) | Schedule `K' - Profit and Loss Accounts        | As at 31.03.2024<br>Amount (Rs.) |
|----------------------------------|------------------------------------------------|----------------------------------|
| 860,443,670                      | Accumulated loss as per the last Balance Sheet | 853,198,909                      |
| 7,244,761                        | Less : Net Profit for the year                 | 254,369,380                      |
| <u>853,198,909</u>               | Total                                          | <u>598,829,529</u>               |

| For the year ended<br>31.03.2023 (Rs.) | Schedule `L' - Revenue From Operations             | For the year ended<br>31.03.2024 (Rs.) |
|----------------------------------------|----------------------------------------------------|----------------------------------------|
|                                        | Interest Income on :                               |                                        |
| 972,905                                | Loans & Advances                                   | 3,381,628                              |
| 0                                      | Leasing Equipment Advances                         | <u>114,614</u>                         |
|                                        | Prior Period Income (Recovery of Security Charges) | 3,496,242                              |
| 4,297,103                              | Amount received out of bad debts written off       | 4,852,382                              |
| <u>5,270,008</u>                       | Total                                              | <u>5,357,382</u>                       |
|                                        |                                                    | <u>13,706,006</u>                      |

| For the year ended<br>31.03.2023 (Rs.) | Schedule `M' - Other Income | For the year ended<br>31.03.2024 (Rs.) |
|----------------------------------------|-----------------------------|----------------------------------------|
| 5,950                                  | Miscellaneous income        | 1,017,369                              |
|                                        | Interest Income on :        |                                        |
| 215,740                                | Income Tax Refunds          | 329,801                                |
| 15                                     | Staff Advances              | 0                                      |
| 17,725,518                             | Deposits with Banks         | <u>22,692,010</u>                      |
| 20,000                                 | Dividend on Investments     | 23,021,811                             |
| 26,210,369                             | Rental Income               | 18,000                                 |
| 0                                      | Profit on Sale of Assets    | 13,579,128                             |
| <u>44,177,592</u>                      | Total                       | <u>264,256,301</u>                     |
|                                        |                             | <u>301,892,609</u>                     |

| For the year ended<br>31.03.2023 (Rs.) | Schedule `N' - Other Financial & Misc. Expenses | For the year ended<br>31.03.2024 (Rs.) |
|----------------------------------------|-------------------------------------------------|----------------------------------------|
| 4,144                                  | Bank Charges                                    | 25,916                                 |
| 91,450                                 | Demat Charges                                   | 0                                      |
| 354,000                                | Stock Exchange Fee                              | 383,500                                |
| <u>449,594</u>                         | Total                                           | <u>409,416</u>                         |

| For the year ended<br>31.03.2023 (Rs.) | Schedule `O' - Employees Benefit Expenses      | For the year ended<br>31.03.2024 (Rs.) |
|----------------------------------------|------------------------------------------------|----------------------------------------|
| 22,209,573                             | Salaries & Allowances : Other Staff            | 23,066,053                             |
| 3,228,530                              | Payment to Security Agency (Outsourcing Staff) | 3,330,933                              |
| 1,893,853                              | Contribution to Staff Provident Fund           | 2,009,425                              |
|                                        | Provisioning - Gratuity/Leave Encashment       |                                        |
| 446,469                                | - Gratuity                                     | (17,875)                               |
| 1,212,401                              | - Leave Encashment                             | 1,398,139                              |
|                                        | - Total                                        | <u>1,380,264</u>                       |
| 4,349                                  | Gratuity/Leave Encashment Premium              | 1,984                                  |
| 124,718                                | Gratuity Payment                               | 0                                      |
| 551,012                                | Leave Travelling Concession                    | 369,419                                |
| 1,328,452                              | Medical Expenses                               | 2,856,733                              |
| 65,445                                 | Staff Welfare                                  | 97,674                                 |
| 4,070,883                              | Pension                                        | 4,153,981                              |
| 16,275                                 | EDLI Premium                                   | 15,225                                 |
| 103,712                                | Administrative Expenses on Provident Fund      | <u>110,864</u>                         |
| <u>35,255,672</u>                      | Total                                          | <u>37,392,555</u>                      |



For the year ended  
31.03.2023 (Rs.)

Schedule 'P' - Administrative Expenses

For the year ended  
31.03.2024 (Rs.)

| For the year ended<br>31.03.2023 (Rs.) |                                                     |         | For the year ended<br>31.03.2024 (Rs.) |
|----------------------------------------|-----------------------------------------------------|---------|----------------------------------------|
|                                        | Travelling and other Expenses :                     |         |                                        |
| 176,172                                | a) staff & Others                                   | 250,452 |                                        |
| 80,000                                 | b) Directors & Committee Members                    | 147,000 | 397,452                                |
| 0                                      | Directors & Committee Members' Fees                 |         | 10,000                                 |
| 31,593                                 | Directors' Meetings Expenses                        |         | 0                                      |
| 1,446,089                              | Rent Taxes Insurance Electricity etc.               |         | 361,047                                |
| 196,488                                | Postage, Telegram & Telephone                       |         | 280,196                                |
| 347,849                                | Printing & Stationery                               |         | 275,529                                |
| 46,764                                 | Computer Expenses                                   |         | 58,681                                 |
| 75,350                                 | Publicity and Business Promotion                    |         | 215,535                                |
| 83,484                                 | Repairs and Renewals-Office Equipments              |         | 76,040                                 |
| 469,884                                | Repairs and Maintenance-Staff Cars                  |         | 491,867                                |
| 906,517                                | Legal Charges                                       |         | 283,033                                |
| 13,099                                 | Books & News Papers                                 |         | 14,871                                 |
| 305,742                                | Professional Charges                                |         | 185,400                                |
| 50,000                                 | Audit Fee                                           |         | 59,000                                 |
| 36,814                                 | Entertainment                                       |         | 38,767                                 |
| 3,308,427                              | Security Charges (Guards at units under possession) |         | 2,772,737                              |
| <u>7,574,272</u>                       | Total                                               |         | <u>5,520,155</u>                       |





## SCHEDULE- Q

### NOTES & SIGNIFICANT ACCOUNTING POLICIES FORMING PART OF THE ACCOUNTS FOR THE FINANCIAL YEAR 2023-24 :

#### A. SIGNIFICANT ACCOUNTING POLICIES

##### a) Basis of Preparation of Financial Statements

The accompanying financial statements have been prepared under the historical cost convention and accrual basis of accounting, unless otherwise stated, in accordance with Indian Generally Accepted Accounting Principles (GAAP) and other accounting principles generally accepted in India, to the extent applicable and conform to the statutory requirements prescribed under the State Financial Corporation (SFCs) Act, 1951, circulars and guidelines issued by the Small Industries Development Bank of India.(SIDBI).

##### b) Use of Estimates

The preparation of financial statements requires estimates and assumptions to be made that affect the reported amounts of assets and liabilities on the date financial statements and the reported amount of revenue and expenses during the reporting period. Any difference between the actual results and estimates are recognised in the financial statements in the period in which the results are known/materialized.

##### c) Fixed Assets

Fixed Assets are stated at written down value. Cost of acquisition or construction is inclusive of duties, taxes and other incidental.

##### d) Depreciation

Depreciation on fixed assets is provided on written down value method (WDV) at the rates prescribed under provisions of Income Tax Rules, 1962.

##### e) Revenue Recognition

All expenses and income to the extent ascertained as payable and receivable respectively, are accounted for on accrual basis except the matters as under:

- Additional demand raised upon completion of assessment under Sales Tax, Income Tax, ESIC and EPF, etc are being debited in Profit & Loss a/c in the year of demand raised.
- Interest on NPA's are accounted for on receipt basis as per RBI guidelines.

##### f) Appropriation

The amount received from the borrowers against loans and advances is appropriated in the following order:-

- i. Miscellaneous Expenses.
- ii. Interest.
- iii. Principal.

- g) As per policy in respect of mortgaged properties, the Auction Purchaser has to make the payment within 3 months from the date of sale confirmation. However,



in some exceptional cases, the Managing Director may give extension in payment of sale consideration for a further period of 9 months with interest @ 13% p.a. compounded on monthly basis. The possession of the unit is handed over to the Auction Purchaser after receipt of full amount of bid.

- h) The Corporation has introduced new settlement policies namely, "The Policy for Compromise Settlement of Chronic Non-Performing Assets (Doubtful Loan Accounts) of Haryana Financial Corporation-2021" and "The Policy for Compromise Settlement of Loss Accounts of Haryana Financial Corporation-2021" in the financial year 2021-22 which were valid upto 31.03.22 to reduce NPAs/written off portfolios. There is no settlement policy for settlement of NPA's now.

**i) Retirement Benefits-**

Gratuity to Staff is covered under the Group Gratuity Scheme of Life Insurance Corporation of India and Leave Encashment to staff is covered under the Group Leave Encashment Scheme of Life Insurance Corporation of India.

Post employment and other long term employee benefits viz. Contribution to Gratuity, Leave Encashment etc. are recognized as an expense in the Profit & Loss account in which the employee has been rendered services. The expense is recognized at the present value of the amount payable determining using actuarial valuation. Actuarial gains and losses in respect of post employment and other long-term benefits are charged to profit and loss account.

The basis of actuarial valuation for Gratuity and Leave Encashment considered by LIC are as under:

| VALUATION METHOD      | Projected Unit Credit Method |
|-----------------------|------------------------------|
| ACTUARIAL ASSUMPTIONS |                              |
| Mortality Rate        | LIC(2006-08) ultimate        |
| Withdrawal Rate       | 1% to 3% depending on age    |
| Discount Rate         | 7% p.a.                      |
| Salary Escalation     | 7%                           |

Monthly matching contribution towards Employees Provident Fund is remitted to the Regional Provident Fund Commissioner, Chandigarh as per provisions of the Employees Provident Fund and Miscellaneous Provisions Act, 1952 and is charged to profit and loss account.

**j) Asset Classification and Provisioning**

- i. Loans and Advances have been categorised and provisioning has been made as per guidelines received from Small Industries Development Bank of India (SIDBI) which are as under:



### Standard Assets

| Asset Classification                       | Age of Default for Principal and/or Interest (in months) | Provisioning on Loans Outstanding (%age) |
|--------------------------------------------|----------------------------------------------------------|------------------------------------------|
| Standard                                   | 0 - 3                                                    | 0.25                                     |
| Standard Upgraded A/c and Restructured A/c | 0 - 3                                                    | 5.00                                     |

### Non Performing Assets

| Asset Classification | Period as NPA         | Provisioning on Loans Outstanding (%age) |
|----------------------|-----------------------|------------------------------------------|
| Sub standard         | Up to 6 months        | 15.00                                    |
| Sub standard         | 6 months to 1 year    | 25.00                                    |
| Doubtful-I           | 2nd year              | 40.00                                    |
| Doubtful-II          | 3rd & 4th year        | 100.00                                   |
| Doubtful-III         | Above 5 year          | 100.00                                   |
| Loss                 | No Security available | 100.00                                   |

### k) Investments

As per guidelines issued by SIDBI in respect of Investments in equity shares (available for sale), valuation has been done as per market rate, which is the price of the script available from traders/quotes on the Stock Exchange. Those scripts, for which current quotations are not available or where the shares are not quoted on Stock Exchange, have been valued at book value ascertained from their latest balance sheets. In case the latest balance sheet is not available, the shares have been valued at Rs. 1/- per company. In case of Investment in equity shares (held to maturity) valuation has been done at acquisition price. (Reference Annexure to Schedule-'F' & 'H').


The provisioning has been made without giving the effect of the amount lying in the Sundry Deposits under Schedule-'C' - Other Current Liabilities.

## B. NOTES ON ACCOUNTS -

### a) Retirement Benefits

i. Gratuity to staff is covered under the Group Gratuity Scheme of Life Insurance Corporation of India. As per actuarial valuation of Life Insurance Corporation of India (LIC) as on 31.03.24 the amount payable is Rs.1.19 lakh (shown in Schedule 'C' - Other Current Liability) and fund value lying with LIC towards above gratuity fund is Rs.1,27,36,011/-.

Leave Encashment to staff is covered under the Group Leave Encashment Scheme of Life Insurance Corporation of India (LIC). As per books of accounts total liability towards Leave Encashment at the end of year is Rs.1,62,89,565/- shown in Schedule 'C' - Other Current Liability. Against this liability the fund size of Leave Encashment Policy with LIC is Rs.1,47,49,977/- shown in Schedule 'J' - Other Current Assets. The balance amount payable to LIC comes to Rs.15,39,588/- (Rs.1,62,89,565/- Rs.1,47,49,977/-) As per actuarial valuation of LIC the amount payable



to LIC at the end of the year is Rs.15,39,588/-. The detail of fund size with LIC is as under:

(Amount in Rs.)

|                                              |          |
|----------------------------------------------|----------|
| 1. Opening fund balance with LIC             | 13790290 |
| 2. Earnings credited by LIC                  | 995732   |
| 3. Payment made to LIC                       | 1366061  |
| 4. Claims received from LIC                  | 1320600  |
| 5. Fund management expenses                  | 81506    |
| 6. Closing fund balance with LIC (1+2+3-4-5) | 14749977 |

At the time of retirement, the Corporation is paying Leave Encashment maximum upto 10 months of salary (last pay drawn plus applicable DA). Similarly Gratuity is also paid maximum upto 16.5 months to other staff (17.5 months in case of class IV employees) of salary (last pay drawn plus applicable DA).

The basis of actuarial valuation for Gratuity and Leave Encashment considered by LIC are as under:


|                       |                              |
|-----------------------|------------------------------|
| VALUATION METHOD      | Projected Unit Credit Method |
| ACTUARIAL ASSUMPTIONS |                              |
| Mortality Rate        | LIC(2006-08) ultimate        |
| Withdrawal Rate       | 1% to 3% depending on age    |
| Discount Rate         | 7.25% p.a.                   |
| Salary Escalation     | 7%                           |

ii. Monthly matching contribution towards Employees Provident Fund is remitted to the Regional Provident Fund Commissioner, Chandigarh as per provisions of the Employees Provident Fund and Miscellaneous Provisions Act, 1952 and is charged to profit and loss account.

b) **Contingent liabilities**

1. Liability in respect of units disposed off but in dispute - amount indeterminate.
2. Bank Guarantee earlier issued is not acknowledged as debt- Rs. 20,47,820/-
3. The contingent liabilities in respect of claims lodged against the Corporation by ex-employees/pensioners (11 cases) are to the extent of Rs.1348.44 lakh (approx.) not acknowledged. In addition to above there are 16 court cases/appeals filed by the employees/ex-employees/pensioners against which amount is indeterminate.

Further, there is contingent liability amounting to Rs. 125.88 lakh in respect of claims lodged by Loanees/Auction purchasers. The corporation is generally unable to reasonably estimate possible loss for proceedings or disputes other than estimated, including where parties have not claimed an amount of damages. There is uncertainty as to the outcome of pending appeals or legal cases pending at any stage.



A sum of Rs.224.08 lakh Shown in Other Assets Schedule 'J' - Other Current Assets' deposited with Income Tax Department against demand for Financial Years 1980-81 to 1982-83 and the Corporation has filed appeals before Hon'ble High Court against the orders of Income Tax department. Since the matter is sub-judice, no provision against this amount has been provided in the books of accounts.

The Income Tax Department has raised demand of Rs.5897 lakh u/s 271(1)(c) and 147 r.w.s.144 in respect of assessment year 2013-14, 2014-15 and 2015-16. The Corporation has filed appeals against these demands and the same are pending with CIT(A)/ITAT. During the year the Corporation has deposited a sum of Rs.40.00 lakh and Income Tax department adjusted Income Tax refund of Rs.85.75 lakh of FY 2021-22 and FY 2022-23 against the above demand.

4. The sale tax assessment for the financial year 2007-08 was also completed and an additional demand of Rs.60.01 lakh was raised. The Corporation filed appeal before the Court of Jt. ETC(A), Ambala against the above demand. The case was remanded back to Assessing Authority, Panchkula for fresh decision vide orders dt.19.03.2013 of appellate authority. The fresh decision of sale tax department is still awaited. The Sale Tax number was surrendered on 05.12.2014 and the sale tax returns were filed till FY 2014-15 and no assessment is pending.

c) The Corporation has recommended to the State Government for its winding up/ liquidation u/s 45 of SFCs Act 1951. The State Govt. has appointed Managing Director HSIIDC as Nodal Officer for completing the formalities of winding up.

The Board of Directors of the Corporation in its meeting held on 22.07.2019 had constituted a Committee under the chairmanship of the Director of Industries & Commerce, Haryana to give its recommendations regarding steps/ modalities regarding winding up of the Corporation considering legal/ financial aspect and to give detailed modalities/ steps for liquidating all the assets (including loan assets) and liabilities (including court cases) of the Corporation. A total of three meetings of the Committee were held on 17.09.2019, 26.09.2019 & 14.10.2019.

The Board of Directors of the Corporation in its meeting held on 11.02.2022 reconstituted the Committee for winding up as under :

- |                                         |          |
|-----------------------------------------|----------|
| 1. Managing Director, HSIIDC            | Chairman |
| 2. Director of I&C, Haryana             | Member   |
| 3. Nominee from Finance Deptt., Haryana | Member   |

First meeting of Winding up Committee was held on 16.12.2022 at 12.30 P.M. in the Office of MD, HSIIDC, Sector- 6, Panchkula under the Chairmanship of MD, HSIIDC.

The State Govt., Haryana (being Promoter) has decided to delist the shares of the Corporation from BSE. In furtherance to that, a request for relaxation from detailed procedure of delisting pursuant to Regulation 42 of SEBI (Delisting of Equity Shares) Regulations, 2021 has been filed by Industries Deptt., Haryana with SEBI vide Letter dated



11.02.2022 which has been accepted by SEBI vide letter dt.27.09.2023 subject to fulfillment of certain conditions.

In furtherance to the decision of the Board in its 359<sup>th</sup> Meeting held on 16.02.2024; HSIIDC has appointed M/s VC Corporate Advisor, Kolkata, as Merchant Banker for the purpose of delisting of shares of Haryana Financial Corporation from BSE Ltd. as per the direction of the SEBI.

Further, the Board of Directors in its 359<sup>th</sup> meeting held on 16.02.2024 resolved to constitute a Committee of Directors comprising of Smt. Radhika Singh, Joint Secy/Finance, Shri Piyush Bhargava, GM/SIDBI, Shri M.K. Chopra and Managing Directors/HFC for finalizing the modalities for determination of the price of shares as well as the valuation of the Assets of the Corporation, as per the advice of the Merchant Banker appointed for delisting of the shares of the Corporation.

d) No amount towards deferred tax asset/liability is outstanding in the books of accounts of the Corporation. The Corporation has stopped fresh sanctions since May, 2010. In such circumstances it is not feasible to create any deferred tax asset/liability for the current financial year. The Corporation has recommended to the State Government for its winding up/liquidation u/s 45 of SFCs Act 1951 and their decision is awaited.

e) The value of primary and collateral securities of all the Loan & Advances as on the date of the balance sheet is not re-assessed. However, adequate provision against non-performing assets (NPAs) has been made in the books of accounts as on 31.03.2024 as per the provisioning norms of SIDBI.

f) Loans and Advances are categorized on the basis of guidelines received from SIDBI as Standard, Sub-Standard, Doubtful and Loss Assets and provisioning has been made as under:-

| Assets Classification                   | Current Year              |               | Previous year             |               | (Rs. in lakh)                                    |      |
|-----------------------------------------|---------------------------|---------------|---------------------------|---------------|--------------------------------------------------|------|
|                                         | Loans<br>Out-<br>standing | Provision     | Loans<br>Out-<br>Standing | Provision     | Change in provision<br>over the previous<br>year |      |
| <b>Standard Loan Assets:-</b>           |                           |               |                           |               |                                                  |      |
| Including Upgraded and Restructured A/c | 0.00                      | 0.00          | 0.00                      | 0.00          | 0.00                                             |      |
| <b>Non Performing Loan Assets:-</b>     |                           |               |                           |               |                                                  |      |
| Sub Standard Assets Upto 6 Months       | 0.00                      | 0.00          | 0.00                      | 0.00          | 0.00                                             | 0.00 |
| NPA 6 months to 1 year                  | 0.00                      | 0.00          | 0.00                      | 0.00          | 0.00                                             |      |
| Doubtful Assets I                       | 0.00                      | 0.00          | 0.00                      | 0.00          | 0.00                                             | 7.85 |
| II                                      | 0.00                      | 0.00          | 0.00                      | 0.00          | 0.00                                             |      |
| III (including Adhoc Limit )            | 672.89                    | 672.89        | 665.04                    | 665.04        | 7.85                                             |      |
| Loss Assets                             | 62.20                     | 62.20         | 62.20                     | 62.20         | 0.00                                             |      |
| <b>Total</b>                            | <b>735.09</b>             | <b>735.09</b> | <b>727.24</b>             | <b>727.24</b> | <b>7.85</b>                                      |      |



Provisioning of Rs.7.85 lakh has been made against Non-performing/Loss loan assets during the year and shown in Schedule 'D'- Provisions.

g) As per guidelines issued by SIDBI, provision towards diminution in the value of investments in respect of listed & Un-listed shares is required to be made which is to the extent of Rs.423.17 lakh upto 31.03.2024 against which the Corporation has already made provision of Rs.419.91 lakh upto 31.03.2023 and a provision of Rs.3.26 lakh has been made during the year as shown in Schedule 'D'- Provisions.

h) The State Government has appointed Corporation as agent for disbursement of its various subsidies, seed money and agency loans. Unutilized amount of Rs.23.28 lakh against various subsidies and balance amount of Seed Money Agency/RIS amounting to Rs.87.31 lakh has been shown under the sub head "(b) (1) & (2) State Govt. Funds (As an Agency)" of Schedule 'C' - Other Current Liabilities.

i) Sundry Deposits under Schedule 'C' - Other Current Liabilities amounting to Rs.1120.38 lakh includes a sum of Rs.1066.10 lakh in case of M/s Surendra Enterprises Pvt. Ltd., Rewari a joint financing case with Haryana State Industrial and Infrastructure Development Corporation Ltd. (HSIIDC). The unit was auctioned for Rs.1095 lakh on 14.06.2012 to M/s Balaji Enterprises (AP) on deferred payment basis. Out of sale amount of Rs.1095 lakh, down payment of Rs.273.75 lakh i.e. 25% received from auction purchaser (AP) and a new loan account of Rs.821.25 lakh (75% of auction price) in the name of the AP under the head Loans and Advances was opened. The AP paid a sum of Rs.678.20 lakh (including interest and down payment) to the Corporation and defaulted in further repayment. Corporation repossessed the unit and decided to forfeit the above amount. Against the above action of the Corporation, the AP filed a suit against the Corporation in the Court of Civil Judge (JD), Rewari. The AP also raised the issue of shortage of land area. The suit of the AP was dismissed vide orders dt.04.07.2018. Now as per orders dt.18.08.2021 of Hon'ble Supreme Court of India, the case titled Balaji Enterprises V/s HFC has been restored to its original number in Distt. Court Rewari and is pending. Keeping in view the above circumstances, the proper accounting entries are yet to be passed and amount is still kept in Sundry Deposit A/c. Further, out of Rs.1095 lakh, a sum of Rs.28.90 lakh was paid to HSIIDC being a joint financing case and the balance amount of Rs.1066.10 lakh is kept in sundry.

j) Earnest Money amounting to Rs.1,82,82,250/- (in three cases Rs.1,00,50,000/- + Rs.74,16,250/- + Rs.8,16,000/-) shown under Schedule 'C' - Other Current Liabilities is the amount of earnest money received against e-auction of primary security held on 14.11.2019 in case of M/s Devi Dayal Castings Pvt. Ltd., Gurgaon. Principal and Misc. expenses outstanding in this case have been prudentially written off in financial year 2014-15 with retaining the Recovery rights. The borrower has filed a contempt petition in the Hon'ble Supreme Court and also a stay application against e-auction. Vide orders dt.13.12.2019, the Hon'ble Supreme Court of India has directed the Corporation not to take any coercive steps and the matter is pending in Hon'ble Supreme Court.

During the current financial year the Corporation has auctioned its building at Karnal for Rs.297 lakh. The auction purchaser has deposited 25% of the auctioned amount



i.e Rs.74 lakh and the same is kept in Earnest Money account. The Corporation has also auctioned collateral security in case of M/s Panj Rattan Food, Sirsa situated at Sardulgarh, Distt. Mansa, Punjab for Rs.33 lakh. Auction purchaser has deposited 25% of auctioned amount i.e Rs. 8 lakh which is kept in Earnest Money Account.

k) Borrowers' Imprest amounting to Rs.10,42,950/- shown under Schedule 'C' - Other Current Liabilities is the amount received from the parties at the time adjustment of loan account for payment of pending bills (legal fee, security charges etc.) to be submitted by the respective agencies. The balance excess amount, if any after the adjustment of above expenses is refunded to the parties.

l) Claims Recoverable under Schedule 'J'- Other Current Assets amounting to Rs.40,64,093/-, includes a sum of Rs.22,09,712/- recoverable in case of M/s S.K.Wood Products, Yamuna Nagar. In this case the collateral security was sold to Sh.S.K.Saini and Sh. Robin Saini (auction purchasers) for Rs.24.30 lakh on 23.08.07 and credited to the loan account of the loanee. Later on Auction Purchasers filed writ petition in the Hon'ble Punjab & Haryana High Court, Chandigarh seeking relief that the property purchased by them had no access and the Corporation may provide the access to the auctioned land or refund the amount. The case was decided by Hon'ble Punjab & Haryana High Court, Chandigarh and the Hon'ble Court directed the Corporation to refund the amount along with interest. Accordingly the Corporation refunded a sum of Rs.38,01,285/- including interest to the auction purchaser by debiting Claim Recoverable Account as the loan account of loanee M/s S.K. Wood Products has already been adjusted.

The Corporation again auctioned the above property at a price of Rs.56.00 lakh. The auction purchaser deposited an amount of Rs.16.00 lakh and failed to deposit the remaining amount. The received amount of Rs.16.00 lakh was forfeited and credited to claims recoverable account. Auction purchaser filed a case against the Corporation which was decided in favour of auction purchaser. An appeal was filed against the above orders before the higher Court and same has been decided on 10.08.2023 in favour of the Corporation. Now the recoverable amount in the above case is Rs.22,09,712/- including Rs.8,427/- debited subsequently towards expenses. The unit will be put to auction after taking legal opinion from the advocate.

Brief detail of Claims Recoverable is as under:

| S.No. | Amt. (Rs.) | Particulars                                                     |
|-------|------------|-----------------------------------------------------------------|
| 1     | 2209712    | As per detail given above in c/o S.K.Wood                       |
| 2     | 1022546    | Provision made shown in Schedule 'D'- Provisions.               |
| 3     | 241458     | Recoverable from HSIIDC against resumption of Plots at Sonipat. |
| 4     | 567010     | Recoverable from HSIIDC against settlement in c/o Bruno santé   |
| 5     | 23367      | Recoverable from M/s Reliance Bulk Drugs                        |
| Total | 4064093    |                                                                 |

m) The Corporation is maintaining Fixed Assets Purchase register where all items of fixed assets are entered with date, amount of purchase and its location. Mostly the fixed asset item is purchased on the request of the particular division/branch and after the purchase of the item, the same is under the control of that particular division/branch. As the purchases are of meager amount, no separate physical verification is being done by the Corporation.





n) The Corporate building of the Corporation at Panchkula was leased out to UHBVN, Panchkula in the financial year 2008-09. UHBVN, Panchkula shifted to its own premises and vacated the office building in the month of October, 2022. The Corporation leased out the Conference Room at First Floor, and complete 2nd and 3<sup>rd</sup> Floor of the said building to Haryana Parivar Pehchan Authority, Panchkula (HPPA) at a monthly rent of Rs.15,08,792/- plus GST extra w.e.f. December, 2022. The Corporation has issued demand of the rent from December, 2022 to December, 2023 amounting to Rs.2,31,44,873/- (Rs.1,96,14,296/- plus Rs.35,30,579/- as GST shown under the head Rent and GST due but not received in Schedule 'J'- Other Current Assets) from HPPA, Panchkula. But no amount has been received from HPPA so far. The Corporation has shown above amount as rental income in the books of accounts of financial year 2023-24 as rent due but not received. The Corporation has already deposited GST amounting to Rs.35,30,579/- with the GST Authorities as it was a statutory liability of the Corporation and would have attracted penalty from the GST Authorities.

o) The Board of Directors of the Corporation, in the year 2011 decided to transfer the Corporate Building to Haryana State Industrial Infrastructure Development Corporation (HSIIDC) at a price of Rs 2750.88 lakh. This decision has been duly approved by the state government vide letter dated 13/05/2013.

The Corporation had previously received an advance amounting to Rs 2224.45 lakh upto 31<sup>st</sup> March,2015. Now during the current financial year (2023-24), the HSIIDC transferred the balance amount of Rs. 498.92 lakh after deducting TDS of Rs.27.51 lakh at the rate of 1% as per Provisions of Income Tax Act during the current year.

The corporation has handed over physical possession of the property i.e Land & Building to HSIIDC on 03.01.2024 after receipt of full amount and has been accounted for as Sale of Land & Building in the books of account, resulting in a profit of Rs 2642.56 lakhs during the current year. The Corporation has deposited capital gain tax of Rs.164.51 lakh with the Income Tax Department.

Although a letter has been issued to HSIIDC on 1st March 2024 for executing Sale deed of transferring the property in their name before 31st March 2024, but Sale deed is yet to be executed for the same.

|    |                                                                              |                               |
|----|------------------------------------------------------------------------------|-------------------------------|
| p) | Disclosure requirements for SFCs in compliance of SIDBI's guidelines.        | F.Y. 2023-24<br>(Rs. in lakh) |
|    | 1. Capital                                                                   | 78.26%                        |
|    | a) CRAR %                                                                    |                               |
|    | b) The amount of subordinated debt raised and outstanding as Tier-II capital | -                             |
|    | c) Risk Weighted Assets                                                      | 19728.10                      |
|    | i. On Balance Sheet Items                                                    |                               |
|    | ii. Off Balance Sheet                                                        |                               |



|                                                                  |               |             |
|------------------------------------------------------------------|---------------|-------------|
| d) The share holding pattern as on the date of the Balance Sheet | <u>Amount</u> | <u>%age</u> |
| i. Government of Haryana                                         | 20201.17      | 97.28       |
| ii. SIDBI                                                        | 432.65        | 2.08        |
| iii. Commercial Banks, Insurance Cos. etc.                       | 20.17         | 0.10        |
| iv. Private Shareholders                                         | 111.82        | 0.54        |
|                                                                  | -----         | -----       |
| Total                                                            | 20765.81      | 100.00      |
|                                                                  | -----         | -----       |

## 2. Asset Quality and Credit Concentration

|                                             |       |
|---------------------------------------------|-------|
| e) Amount of provision made during the year |       |
| i. Provision for NPAs                       | 7.85  |
| ii. Provision for Investments               | 3.26  |
|                                             | ----- |
| Total                                       | 11.11 |
|                                             | ----- |

## 3. Operating Results

|                                                                 |                 |
|-----------------------------------------------------------------|-----------------|
| f) Interest income as a percentage to average working funds     | 1.35 %          |
| g) Non-interest income as a percentage to average working funds | 14.74 %         |
| h) Net Profit/(Loss) as a percent to Average Working Funds      | 12.96 %         |
| i) Net profit/(Loss) per employee                               | Rs. 158.98 lakh |

## 4. Earning per Share

(Amount in Rs.)

|                                     |           |                           |
|-------------------------------------|-----------|---------------------------|
| a) Profit/(Loss) after Tax          |           | 254,369,380               |
| b) Weighted Average of Common Stock | No.       | Period Outstanding (days) |
|                                     |           | Weighted Average          |
|                                     |           | -----                     |
| Shares outstanding as on 31.03.2024 | 207658100 | 365                       |
|                                     |           | 207658100                 |
| Profit/(Loss) per Share (a/b)       |           | 1.22                      |

5. Disclosure requirements under the RBI guidelines dated 7th July, 1999 on forward rate agreements under Interest Rate Swaps

Nil

q) Figures have been rounded off to the nearest rupee and wherever necessary figures for the previous year have been re arranged/regrouped in order to make it in conformity with current year's figures.

r) Schedules 'A' to 'Q' along with Cash Flow statement form integral part of the Balance Sheet and Profit and Loss Account.

  
Richa Garg  
Chief Finance Officer

  
Harnam Singh Rana  
Company Secretary

  
Sanjay Garg  
General Manager

  
Sushil Sarwan, IAS  
Managing Director

In terms of our separate report of even date attached  
For Prem Ravinder & Co.  
Chartered Accountants

Place : Chandigarh  
Date : 30-05-2024

  
  
Vaibhav Garg  
FCA (Partner)  
Membership No. 515718  
Firm Regd. No. 06573N

## Statement Showing Particulars of Investments in Shares as on 31st Mar., 2024

| Sr.<br>No.                                               | Name of the Company                                           | Face<br>Value | Cost<br>per<br>Share | Value<br>per<br>Share | Nos.<br>of<br>Shares | (Amount in Rs.)   |                   |
|----------------------------------------------------------|---------------------------------------------------------------|---------------|----------------------|-----------------------|----------------------|-------------------|-------------------|
|                                                          |                                                               |               |                      |                       |                      | Cost              | Value             |
| ----- As on 31.03.2024 -----                             |                                                               |               |                      |                       |                      |                   |                   |
| <b>(I) Non-current Investments</b>                       |                                                               |               |                      |                       |                      |                   |                   |
| 1.                                                       | Haryana Power Generation Corp. Ltd.                           | 1000.00       | 1000.00              | 1000.00               | 1450000              | <u>1450000000</u> | <u>1450000000</u> |
| <b>(II) Current Investments - Un-quoted</b>              |                                                               |               |                      |                       |                      |                   |                   |
| <b>i) Listed : Ordinary - Fully Paid Up</b>              |                                                               |               |                      |                       |                      |                   |                   |
| 1.                                                       | Global Inds. Ltd., Gurgaon                                    | 10.00         | 10.00                |                       | 300000               | 3000000           | 1                 |
| 2.                                                       | Green Mark Infra Ltd.<br>(Formerly Jivan Flora Ltd., Gurgaon) | 10.00         | 12.00                |                       | 146600               | 1759200           | 1                 |
| 3.                                                       | Veer Vardhman Inds. Panipat                                   | 10.00         | 10.00                |                       | 250000               | 2500000           | 1                 |
| 4.                                                       | Indo Britain Agro Farms Ltd.                                  | 10.00         | 10.00                |                       | 180300               | 1803000           | 1                 |
| 5.                                                       | Aravali Pipes Ltd., Hishar                                    | 10.00         | 15.00                |                       | 205000               | 3075000           | 1                 |
| 6.                                                       | Doon Valley Rice Mills, Karnal                                | 10.00         | 30.00                |                       | 100000               | 3000000           | 1                 |
| 7.                                                       | Pam Raffia Ltd., Panchkula                                    | 10.00         | 10.00                |                       | 10406                | 104060            | 1                 |
| 8.                                                       | Swet Chem Antibiotic Ltd., Karnal                             | 10.00         | 10.00                |                       | 44800                | 448000            | 1                 |
| 9.                                                       | UMA Fabrics Ltd., Gurgaon                                     | 10.00         | 10.00                |                       | 350000               | 3500000           | 1                 |
| 10.                                                      | Shiva Suitex Ltd., Gurgaon                                    | 10.00         | 10.00                |                       | 500000               | 5000000           | 1                 |
| 11.                                                      | Bharat Polyfab Ltd., Rewari                                   | 10.00         | 12.50                |                       | 500000               | 6250000           | 1                 |
|                                                          | Total (i)                                                     |               |                      |                       | 2587106              | <u>30439260</u>   | 11                |
| <b>ii) Unlisted : Ordinary - Fully Paid Up</b>           |                                                               |               |                      |                       |                      |                   |                   |
| 1.                                                       | Ina Polyester Button Ltd., Faridabad                          | 10.00         | 10.00                |                       | 200000               | 2000000           | 1                 |
| 2.                                                       | Apex Multitech Ltd., Panchkula                                | 10.00         | 10.00                |                       | 200000               | 2000000           | 1                 |
| 3.                                                       | Nitika Cements Ltd., Panchkula                                | 10.00         | 14.00                |                       | 214280               | 2999920           | 1                 |
| 4.                                                       | Ina Polyester Button Ltd., Faridabad                          | 10.00         | 10.00                |                       | 200000               | 2000000           | 1                 |
| 5.                                                       | Apex Multitech Ltd., Panchkula                                | 10.00         | 15.00                |                       | 375000               | 5625000           | 1                 |
| 6.                                                       | HARDICON                                                      | 100.00        | 100.00               | 3534.00               | 800                  | 80000             | 2827200 *         |
|                                                          | Total (ii)                                                    |               |                      |                       | 1190080              | <u>14704920</u>   | 2827205           |
|                                                          | Total (II) (Un-quoted investments (i+ii))                     |               |                      |                       | 3777186              | <u>45144180</u>   | <u>2827216</u>    |
| <b>(III) Total Current Investments (Quoted+Unquoted)</b> |                                                               |               |                      |                       | 3777186              | <u>45144180</u>   | <u>2827216</u>    |
| <b>Total Investments (I+II+III)</b>                      |                                                               |               |                      |                       | 5227186              | <u>1495144180</u> | <u>1452827216</u> |
|                                                          |                                                               |               |                      |                       | Cost                 | 1495144180        |                   |
|                                                          |                                                               |               |                      |                       | Value                | <u>1452827216</u> |                   |
|                                                          |                                                               |               |                      |                       | Diminution           | <u>42316964</u>   |                   |

Note : (\*) Value of share has been determined on the basis of balance sheet as on 31st March, 2023.  
(Capital+Reserve-deferred tax i.e. (10+391.32-47.96)\*10 lakh)



| HARYANA FINANCIAL CORPORATION, CHANDIGARH                    |                     |                     |
|--------------------------------------------------------------|---------------------|---------------------|
| CASH FLOW STATEMENT FOR THE PERIOD FROM 01.04.23 TO 31.03.24 |                     |                     |
|                                                              |                     | (Amount Rs.)        |
|                                                              | FY 2023-24          | FY 2022-23          |
| <b>CASH FLOW FROM OPERATING ACTIVITIES</b>                   |                     |                     |
| Profit/(Loss) before income tax & provisioning               | 271,861,774         | 4,907,169           |
| Add :                                                        |                     |                     |
| Depreciation                                                 | 126,369             | 1,260,893           |
| Increase/(decrease) in Current Liabilities                   |                     |                     |
| Gratuity                                                     | (559,451)           | 678,748             |
| Leave                                                        | 1,284,402           | 364,209             |
| Earnest Money                                                | 8,232,250           | 0                   |
| Borrowers Imprest                                            | (989,700)           | (1,546,896)         |
| Security Deposits                                            | (6,900,000)         | 0                   |
| Advance for sale of property                                 | (222,445,297)       | 0                   |
| Sundry Deposits                                              | (7,083,670)         | (647,630)           |
| Stale Cheques                                                | 0                   | (21,465)            |
| Tax payable                                                  | (52,065)            | (245,032)           |
| Provision against expenses payable                           | 214,881             | (1,699,501)         |
| State Subsidy                                                | (320,276)           | 0                   |
| Increase/(decrease) in Loans and Advances (Assets)           | (784,632)           | (873,494)           |
| Increase/(decrease) in Current Assets                        |                     |                     |
| Staff Advances                                               | 600                 | 4,000               |
| Advance Income Tax, TDS                                      | (20,780,681)        | 1,653,551           |
| Claim Recoverable                                            | 1,192,543           | (754,863)           |
| Interest Accrued but not due                                 | (2,648,224)         | (398,960)           |
| Rent due but not received                                    | (14,144,394)        | (9,000,479)         |
| Funds with LIC - Staff Leave Encashment                      | (959,687)           | 850,664             |
| Sundry Advances                                              | 28,438              | (4,501)             |
| Security Deposits                                            | 1,390               | (78,085)            |
| Less :                                                       |                     |                     |
| Profit on sale of Assets                                     | 264,256,301         | 0                   |
| Other Income :                                               |                     |                     |
| Rent                                                         | 13,579,128          | 26,210,369          |
| Dividend on investments                                      | 18,000              | 20,000              |
| Misc. Income                                                 | 1,017,369           | 5,950               |
| Interest on deposits/staff advances & I.Tax refund           | 23,021,811          | 17,941,273          |
| <b>Net cash from operating Activities (A)</b>                | <b>(32,361,738)</b> | <b>(49,729,264)</b> |
| <b>CASH FLOW FROM INVESTMENTS ACTIVITIES</b>                 |                     |                     |
| Purchase of fixed Assets                                     | 0                   | (3,660)             |
| Sale of fixed assets and profit                              | 10,844,399          | 407,000             |
| Dividend on investments                                      | 18,000              | 20,000              |
| <b>Net cash from Investment Activities (B)</b>               | <b>10,862,399</b>   | <b>423,340</b>      |
| <b>CASH FLOW FROM FINANCING/OTHER ACTIVITIES</b>             |                     |                     |
| Rental Income                                                | 13,579,128          | 26,210,369          |
| Misc. Income                                                 | 1,017,369           | 5,950               |
| Interest on deposits/staff advances & I.Tax refund           | 23,021,811          | 17,941,273          |
| <b>Net cash from Other Cash Flows (C)</b>                    | <b>37,618,308</b>   | <b>44,157,592</b>   |



|                                                        |             |             |
|--------------------------------------------------------|-------------|-------------|
|                                                        |             |             |
| Net cash flows (A+B+C)                                 | 16,118,969  | (5,148,332) |
| Net increase/(decrease) in cash and cash equivalents   | 16,118,969  | (5,148,332) |
| Cash and Cash equivalents at the beginning of the year | 294,975,344 | 300,123,676 |
| Cash and Cash equivalents at the end of the year       | 311,094,313 | 294,975,344 |



Richa Garg  
Chief Finance Officer



Harnam Singh Rana  
Company Secretary



Sanjay Garg  
General Manager



Sushil Sarwan, IAS  
Managing Director

In terms of our separate report of even date attached  
For Prem Ravinder & Co.  
Chartered Accountants

Place : Chandigarh

Dated : 30-05-2024




Vaibhav Garg  
FCA (Partner)

Membership No. 515718

Firm Regd. No. 06573N