

30th May 2018.

National Stock Exchange of India Limited,
 "Exchange Plaza",
 Bandra-Kurla Complex, Bandra (East),
 Mumbai-400051.

BSE Limited,
 P.J. Towers,
 Dalal Street,
 Mumbai-400001.

Dear Sirs,

Sub.: Outcome of the Board Meeting dated 30th May 2018.**Ref.: Securities and Exchange Board of India (Listing Obligations and Disclosure Requirements) Regulations, 2015 (the "Listing Regulations").**

This is in continuation to our letter of even date.

Enclosed please find the following:

- 1) Press Release; and
- 2) Investors Presentation, the copy of which is also available on the website of the Company (www.suzlon.com).

The Dial-in Details (without PIN) for the Earnings Call are as follows:

Universal Access:	+91 22 6280 1269 +91 22 7115 8170
Local Access Number:	+91 70456 71221 <i>Available all over India</i>
International Toll Free Number:	USA: 1 866 746 2133 UK: 0 808 101 1573 Singapore: 800 101 2045 Hong Kong: 800 964 448 Australia: 1 800 053 698 Netherlands: 0 800 022 9808
International Toll Number:	Hong Kong: 852 3018 6877 Singapore: 653 157 5746 UK - London: 44 203 478 5524 USA - Los Angeles: 1 323 386 8721

This is for your information as also for the information of your members and the public at large.

Thanking you,

Yours faithfully,
For Suzlon Energy Limited

H.A.Kanuga
Hemal A.Kanuga,
Company Secretary.



Encl.: As above.

For immediate release

30th May 2018

Suzlon retains market leadership; geared to capitalize on strong industry volumes

- Gained 35% market share; 3rd consecutive year of market share gain
- Highest wind installation (626 MW) in India by an OEM in FY18
- Strong order visibility of over 1,900 MW– one of the largest order book in the Indian wind industry
- Largest order wins from the bidding volumes
- Solar projects of 340 MW commissioned during the fiscal

Pune, India: Suzlon Group, India's largest renewable energy solutions provider, today announced its fourth quarter (Q4 FY18) and annual results of financial year 2017-18 (FY18).

Tulsi Tanti, Founder & CMD, Suzlon, said, *"With over 34 GW installations, the Indian wind sector is highly mature and is geared to unlock the 300 GW potential. With 7.5 GW already auctioned, 9.5 GW auctions announced and another 6 GW to be auctioned in H2, over 23 GW of volumes will potentially be executed between FY19-FY21. Further, wind tariffs seem to be bottoming out, which is also a positive sign for the sector. There is traction across all new and emerging segments in the sector as evidenced in several positive policy actions for offshore, wind-solar hybrid, repowering, captive, and feed-in-tariff for small projects upto 25 MW. We clearly see India as a 10-12 GW per annum market. At Suzlon, our R&D efforts will continue to focus on leveraging technology for developing products with higher energy yield, reducing Levelized Cost of Energy (LCoE) and maintaining our cost competitiveness."*

J.P. Chalasani, Group CEO, Suzlon, said, *"FY18 performance is a testament of our resilience, competitive-edge and agility to adapt to the changing market dynamics. We delivered the highest wind installations in India and continue to remain the market leader, amidst industry's transition to the bidding regime. We also successfully commissioned our entire 340 MW solar projects. Our vertically integrated manufacturing capabilities, strong presence pan-India and across all customer segments, superior O&M capabilities and world-class technology gives us a competitive edge in the current high volume environment. This is also evidenced in the fact that we have the largest share of order win from capacities auctioned till date. In FY18, we launched three new turbines viz. S111-140, S120 and S128. This will strongly boost our product competitiveness in the current bidding regime. We will remain cost competitive by leveraging India as the manufacturing hub and focusing on cost-optimisation, operational excellence, rapid execution and new product development."*

Kirti Vagadia, Group Chief Financial Officer (GCFO), Suzlon, said, *"We have successfully navigated the volatile external environment in FY18, with our clear focus on project execution and cost-optimization across the board. During FY19, we will continue to extensively focus on cost optimization and improving*

the net working capital efficiency. We also remain committed to reduce our debt by 30-40% through combination of asset monetization and operational cash flows.”

Suzlon Group Q4 FY18 and Annual financial performance (FY18) at a glance (consolidated):**➤ Revenue**

- FY18 at Rs 8,292 crore
- Q4 FY18 Rs.2,236 crore

➤ Operating Performance**EBIDTA (Pre forex)**

- Rs. 1,149 crore in FY18; EBITDA margin at 13.9%
- Rs. 319 crore in Q4 FY18; EBITDA margin at 14.3%

EBIT (Pre forex)

- Rs. 807 crore in FY18; EBIT margin at 9.7%
- Rs. 218 crore in Q4 FY18; EBIT margin at 9.7%

➤ **Net Loss** of Rs 384 crore in FY18; Net loss of Rs 470 crore in Q4 FY18

➤ Debt

- Consolidated net term debt (excluding FCCB) at Rs.6,037 crore
- Working capital debt at Rs. 3,889 crore

➤ Order book and Order intake:

- Firm Order book stands at 1,203 MW backed by PPAs valued at Rs 7,135 core
- Framework agreement / PPAs in hand over 700 MW. PPAs on these are already signed, only ratification is pending
- During the year we added ~1,956 MW to our opening order book of 901 MW. We delivered 1,173 MW. During the year, Mytrah's long term order of 436.8 MW included in our opening order book was cancelled due to change in regime from FiT to auction, 218.4 MW orders from Renew, Greenko, other IPPs and retail customers were cancelled due to non-availability of PPAs outside auctions and 77.7 MW orders of Renew, other IPP and retail customers were short closed due to change in tariff post 31st March 2018. Today's firm order book is at 1,203 MW plus framework agreement/ PPA's in hand of over 700 MW.

Key highlights:

- **Highest wind installation in India during FY18:**
 - Commissioned 626 MW of wind power projects; the highest installations by any wind OEM during the fiscal.
- **Solar order book completed:** Successfully commissioned all 340 MW solar projects across sites in Telangana (210 MW), Rajasthan (60MW) and Maharashtra (70MW).
- **Order wins**
 - Two projects totalling **500 MW under SECI 3 bid** to be located in Kutch, Gujarat

- **75 MW wind power project** from a leading Independent Power Producer (IPP) through Maharashtra State Electricity Distribution Company Limited (MSEDCL) bid
- **285 MW wind power project under SECI 4 bid located Kutch, Gujarat**
- **New Product Development- *three new products*:**
 - Prototype of new product S120 2.1 MW WTG installed in Gujarat. It is available in tower heights of 120- 140 meters and will enable unlocking unviable sites.
 - Installed and commissioned the new product, S128 in Tamil Nadu which is the largest wind turbine generator (WTG) in India. It is available in 2.6 MW to 2.8 MW variants and offers hub heights up to 140 meters. It will unlock unviable sites and deliver improved energy yield.
 - The S111-140m wind turbine generator was commissioned in Gujarat. It is the tallest wind turbine generator (WTG) in India with a tubular-lattice combination structure, which will further reduce the Levelised Cost of Energy (LCOE)
- **Industry update:**
 - National Wind-Solar Hybrid policy announced by the Ministry of New and Renewable Energy (MNRE) provides a comprehensive framework for large grid-connected wind-solar photovoltaic (PV) hybrid projects. Bids for these are expected to be invited soon as per tariff-based transparent bidding process
 - MNRE has extended the window to avail inter-state transmission system (ISTS) charge waivers for wind and solar projects by three years to March 2022. Until now, ISTS charge waiver was available for wind projects commissioned till March 2019 and solar plants set up till December 2019 for 25 years.
 - Suzlon is rightfully positioned to capture wind-solar hybrid volumes over and above wind auction volume

About Suzlon Group:

Suzlon Group is one of the leading renewable energy solutions provider in the world with an international presence across 18 countries in Asia, Australia, Europe, Africa and Americas. With over two decades of operational track record, the Group has a cumulative installation of over 17.5 GW of wind energy capacity, over 7,600 employees with diverse nationalities and world-class manufacturing facilities. Suzlon is the only Indian wind energy company with a large in-house Research and Development (R&D) set-up in Germany, the Netherlands, Denmark and India. Over 11.9 GW of the Group’s installation is in India, which makes up for ~35% of the country’s wind installations, making Suzlon the largest player in this sector. The company has also forayed into the solar space. The Group, headquartered at Suzlon One Earth in Pune, India, is comprised of Suzlon Energy Limited and its subsidiaries.

Suzlon corporate website: www.suzlon.com

Press Contact Suzlon Group	Investor Relations Contact
Asha Bajpai / Murlikrishnan Pillai Suzlon Group Mobile: +91 98207 83566/ +91 98220 25562 E-mail: ccp@suzlon.com	Ashish Gupta Investor Relations Suzlon Group Tel.: +91 (22) 6639 3200 E-mail: gupta.ashish@suzlon.com

A silhouette of a wind turbine is positioned on the right side of the frame, set against a vibrant sunset sky. The sun is a large, bright yellow circle on the right, with the sky transitioning from orange to a lighter yellow. The turbine's tower is black with a white stripe near the top, and its three blades are spread out. The overall mood is serene and clean, representing renewable energy.

Suzlon Energy Limited

Annual Results FY18


30 May 2018

Disclaimer

- *This presentation and the accompanying slides (the “Presentation”), which have been prepared by Suzlon Energy Limited (the “Company”), have been prepared solely for information purposes and DOES not constitute any offer, recommendation or invitation to purchase or subscribe for any securities, and shall not form the basis of or be relied on in connection with any contract or binding commitment whatsoever. The Presentation is not intended to form the basis of any investment decision by a prospective investor. No offering of securities of the Company will be made except by means of a statutory offering document containing detailed information about the Company.*
- *This Presentation has been prepared by the Company based on information and data which the Company considers reliable, but the Company makes no representation or warranty, express or implied, whatsoever, and no reliance shall be placed on, the truth, accuracy, reliability or fairness of the contents of this Presentation. This Presentation may not be all inclusive and may not contain all of the information that you may consider material. Any liability in respect of the contents of or any omission from, this Presentation is expressly excluded. In particular, but without prejudice to the generality of the foregoing, no representation or warranty whatsoever is given in relation to the reasonableness or achievability of the projections contained in the Presentation or in relation to the bases and assumptions underlying such projections and you must satisfy yourself in relation to the reasonableness, achievability and accuracy thereof.*
- *Certain matters discussed in this Presentation may contain statements regarding the Company’s market opportunity and business prospects that are individually and collectively forward-looking statements. Such forward-looking statements are not guarantees of future performance and are subject to known and unknown risks, uncertainties and assumptions that are difficult to predict. These risks and uncertainties include, but are not limited to, the performance of the Indian economy and of the economies of various international markets, the performance of the wind power industry in India and world-wide, the Company’s ability to successfully implement its strategy, the Company’s future levels of growth and expansion, technological implementation, changes and advancements, changes in revenue, income or cash flows, the Company’s market preferences and its exposure to market risks, as well as other risks. The Company’s actual results, levels of activity, performance or achievements could differ materially and adversely from results expressed in or implied by this Presentation. The Company assumes no obligation to update any forward-looking information contained in this Presentation. Any forward-looking statements and projections made by third parties included in this Presentation are not adopted by the Company and the Company is not responsible for such third party statements and projections.*
- *No responsibility or liability is accepted for any loss or damage howsoever arising that you may suffer as a result of this Presentation and any and all responsibility and liability is expressly disclaimed by the Management, the Shareholders and the Company or any of them or any of their respective directors, officers, affiliates, employees, advisers or agents.*
- *No offering of the Company’s securities will be registered under the U.S. Securities Act of 1933, as amended (the “Securities Act”). Accordingly, unless an exemption from registration under the Securities Act is available, the Company’s securities may not be offered, sold, resold, delivered or distributed, directly or indirectly, into the United States or to, or for the account or benefit of, any U.S. Person (as defined in regulation S under the Securities Act).*
- *The distribution of this document in certain jurisdictions may be restricted by law and persons into whose possession this presentation comes should inform themselves about and observe any such restrictions. Any failure to comply with these restrictions may constitute a violation of the laws of such jurisdiction.*

No. 1 Player In India Wind Industry

RANK



Annual Commissioning

~35% Market Share; Highest by any OEM in India

Cumulative Installations

Largest cumulative installed base by any OEM in India

Fleet under Maintenance

Largest renewable fleet in India, ~12GW fleet under service
2nd largest O&M company in Indian Power Sector (after NTPC)

Auction Market Order Intake Share

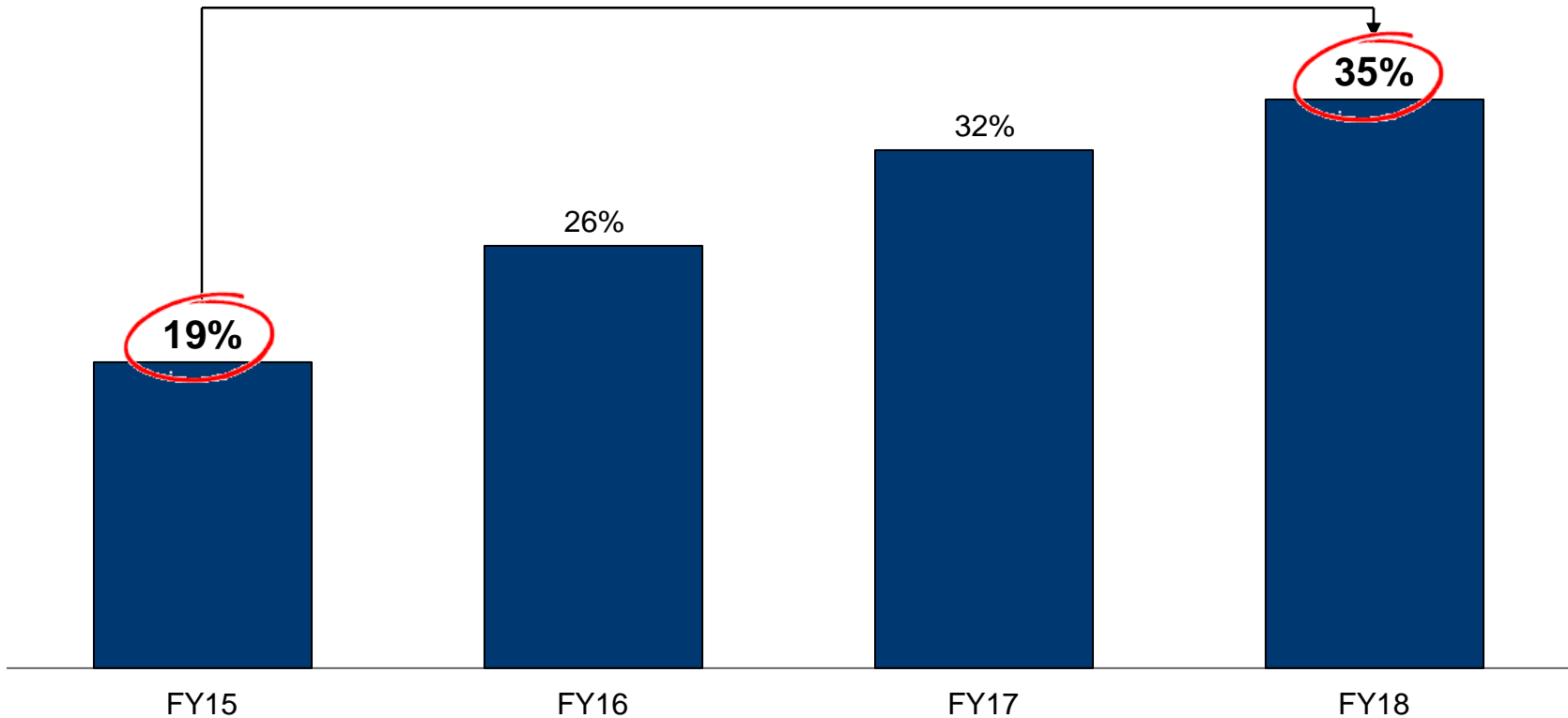
Highest order wins by any OEM in India under the auction regime

Captive, Retail and PSU segment

>40% market share

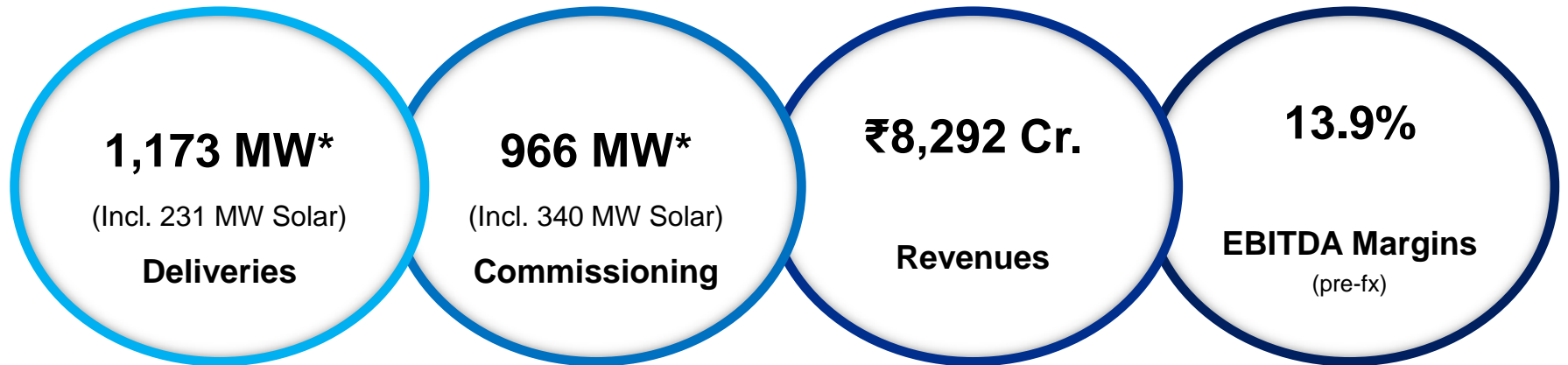
3rd Consecutive Year Of Market Share Gains

Suzlon Annual Market Share (%)
(Based on Commissioning)



Strong execution capabilities demonstrated

FY18 Performance Highlights



In Line with Guidance



~1.2 GW volumes

Despite Transition Year;



~14% EBITDA margins

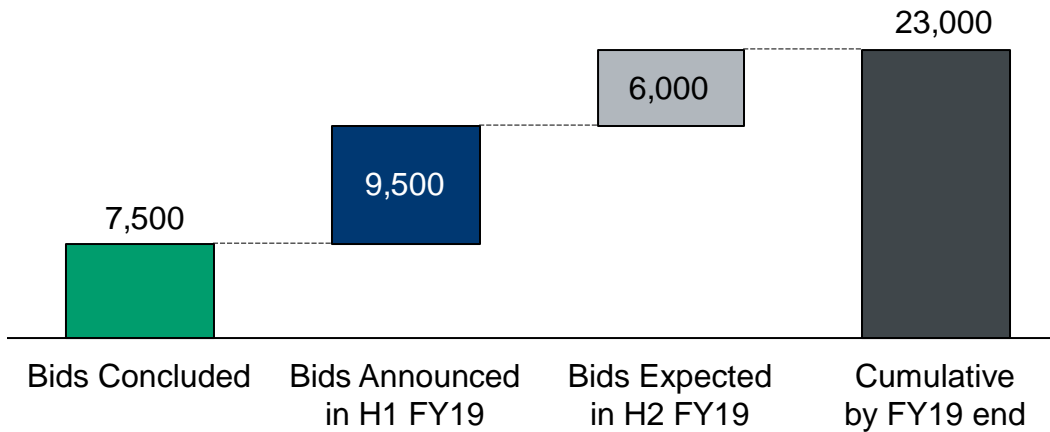
Despite Lower Operating Leverage
Despite 11% Revenue from Low Margin Solar

*Note: Includes 70 MW of Solar Volumes Delivered and Commissioned, revenues of which is eliminated upon consolidation

Strong Bidding Momentum; Tariffs Bottoming Out

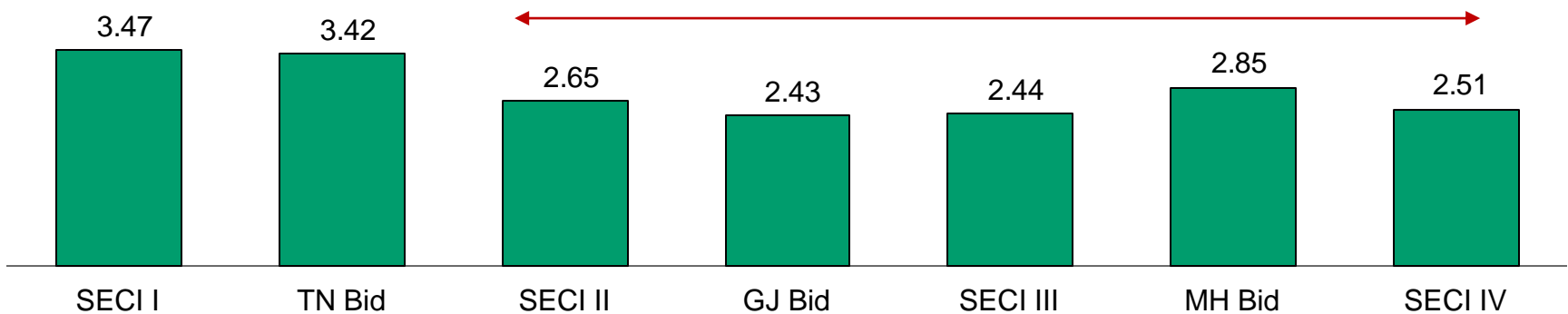
Strong Volume Visibility

Bid Volumes (MW)



Bids Announced	Capacity
SECI V	2,000 MW
NTPC	2,000 MW
Gujarat	1,000 MW
Wind Solar Hybrid	2,500 MW
Wind in Existing Solar Farms	1,000 MW
Offshore	1,000 MW
Total	9,500 MW

Bid Tariffs (₹/Unit)



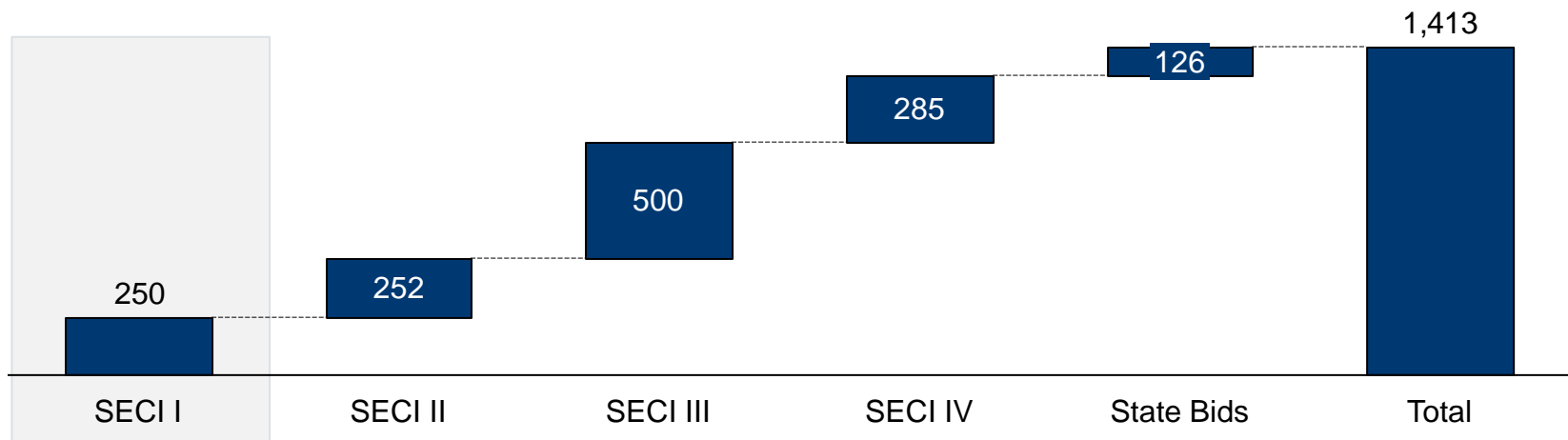
Poised for a sustainable expansion

Largest Order Volume Share In Auctions Concluded Till Date

Auction Wise Order Wins for Suzlon (MW)

Only player under SECI I:

- to achieve land milestone
- to complete equipment delivery



→ **~97%** volumes won through “Pre Bidding” tie up

→ **~98%** volumes under full turnkey scope

→ **~92%** volumes from Large Utility Companies – Top Quality Customer Profile

Around 20% of 7.5 GW auctioned capacity is still open in market – *Incremental Potential for Suzlon*

Zero reliance on self bidding

Largest Backlog In India Wind Industry

Particulars	Capacity	Remarks
Auction based Order Book	1,144 MW	SECI III, SECI IV and MH Bids PPA yet to be signed (100% certainty of signing)
Retail, Captive & PSU	59 MW	Backed by advance, Not Dependent on PPAs
Wind Firm Order Book	1,203 MW	ASP ₹ ~6 Cr. / MW (Net of Taxes)
Value of Order Book	₹7,135 Cr.	
+		
Framework Agreements / PPA in hand	>700 MW	✓ PPA Signed, Ratification Awaited

~2 GW Backlog

SEFL and Service orders over and above this order book

Resilient ASPs despite tariff decline

3 New Turbines Launched In FY18: Pushing Technology Boundaries

S111-140

2.1 MW

India's Tallest Wind Turbine

Proto Commissioned

Aug'17

S111-140

~5-6%
Higher Energy Yield

S111-120

S120-140

2.1 MW

India's Largest 2.1 MW Turbine

Proto Expected

Q1 FY19

S120

~6-7%
Higher Energy Yield

S111

S128-140

2.6 – 2.8 MW

India's Largest Rotor Diameter

Proto Commissioned*

Jan'18

S128

~20-22%
Higher Energy Yield

S120

* Proto commissioned for S128-105

FY19 Guidance

Revenue	₹ 12,000 – 13,000 Cr.
EBITDA Margin	Around 14%
Debt Reduction Target	30% - 40%

Financial Performance

Debt Overview

Industry Outlook

Technology

Suzlon Strengths

Detailed Financials

FY18 Result Snapshot

(₹ Cr.)

Particulars	FY18 Audited	FY17 Audited	Remarks
Revenue	8,292	12,693	
Gross Profit	3,177	5,150	
Gross Margin	38.3%	40.6%	Despite 11% revenue from low margin solar
Employee Expenses	805	1,046	Significant Cost Optimizations
Other Expenses (net)	1,223	1,901	
EBITDA (Pre FX)	1,149	2,203	Despite lower operating leverage; EBITDA margins on target levels
EBITDA Margin (Pre FX)	13.9%	17.4%	
Depreciation	342	389	
Net Finance Cost	1,208	1,157	Increase due to higher working capital usage and FX impact
Provision for Right of Recompense	294	42	
Taxes	(2)	12	
Share of (Profit) / Loss of Associates / JV	(5)	48	
Net Profit (Pre Fx and Ex. Items)	(688)	555	
Exchange Loss / (Gain)	146	(297)	Primarily Translational
Exceptional Loss / (Gain)	(450)	0	Gain on de-recognition of asset and liability and release of foreign currency translation gain on account of overseas business subsidiary
Reported Net Profit	(384)	852	
Non Controlling Interest	(7)	(6)	
Net Profit attributable to Shareholders	(377)	858	

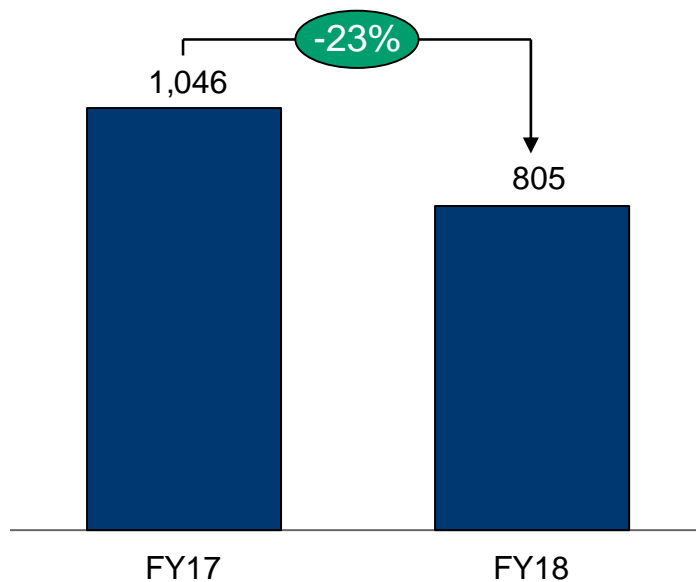
Stringent Focus On Fixed Cost Optimization

Fig. in ₹ Cr.

Continuous Improvement in Expense Ratio

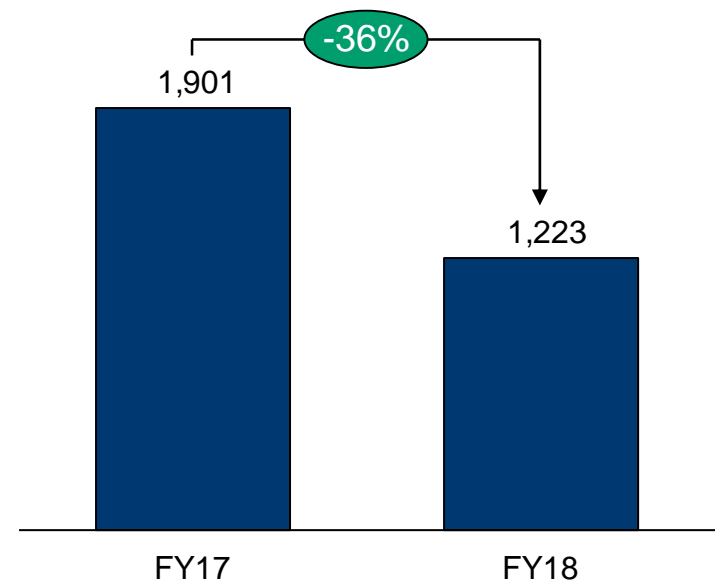
Manpower Expenses

(Mostly Fixed in Nature)



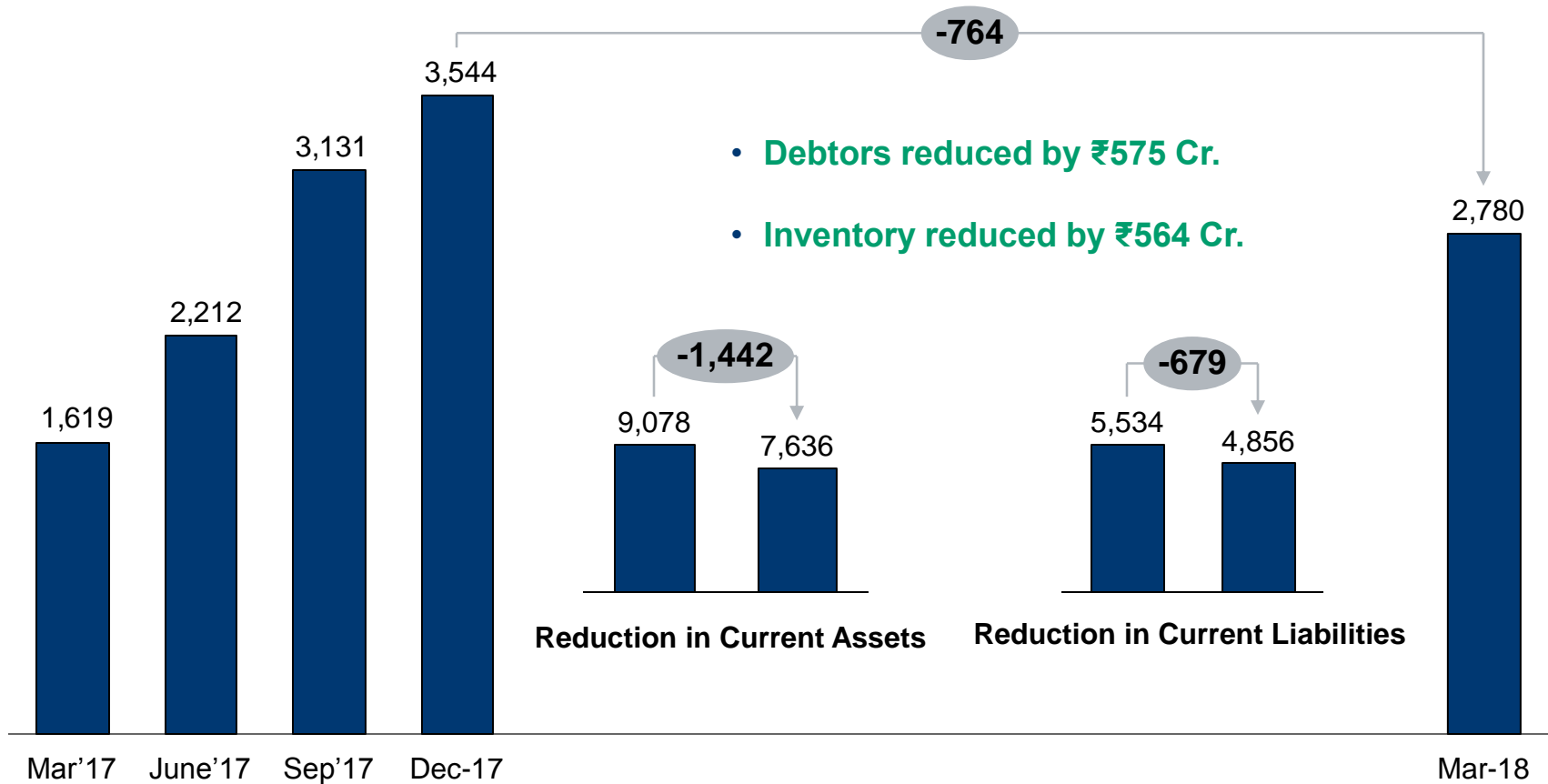
Other Expenses*

(Semi Variable in Nature)



Reduction In Net Working Capital In Q4

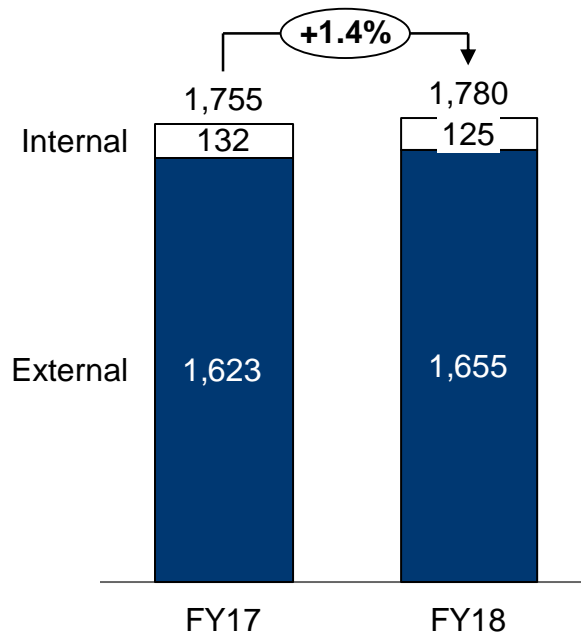
Fig. in ₹ Cr.



To further reduce in FY19

Stable Service Revenue Insulated From Business Cycles

Operations and Maintenance Revenues (₹ Cr.)



- ✓ **~15 GW of Assets under Management (AUM)**
 - ~12 GW in India; ~3 GW Overseas
 - 2nd Largest O&M player in India Power Sector, after NTPC
- ✓ **100% renewal track record in India**
 - Every turbine sold by us in India is under our Service fold
 - Custodian of ~12 GW of assets in India
 - 23 years of track record in India
- ✓ **External OMS revenue is ~20% FY18 revenue**

Order Book Reconciliation

	(MW)	Remarks
Opening as on 31st Mar'17	901	<ul style="list-style-type: none"> Mytrah's Long Term Order of 436.8 MW cancelled due to change in regime from FIT to Auction. 218.4 MW orders from Renew, Greenko and other IPPs and retail customers were cancelled due to non-availability of PPAs outside auctions 77.7 MW orders of Renew and other IPP and retail customers were short closed due to change in tariff post 31st March 2018 Substantial part of the above was already removed from firm order book in H1
(+) Order Intake	1,957	
(-) Net RR	1,173	
(-) Cancellations and Short Closures	733	
(-) Currently classified as Framework	50.4	<ul style="list-style-type: none"> Backed by signed PPA and customer advance, PPA ratification pending
Closing as on 31 st Mar'18	901	
Order Wins Post 31 st Mar'18	302	
Firm Order Book as on Date	1,203	
Framework Agreements / PPA in hand	>700 MW	<ul style="list-style-type: none"> PPA Signed, Ratification Awaited

~2.0 GW Backlog

Financial Performance

Debt Overview

Industry Outlook

Technology

Suzlon Strengths

Detailed Financials

Term Debt Profile

(Excl. FCCB)	Mar'17	Mar'18	Change	Back Ended Maturity Profile												
SBLC Backed AERH Loans	US\$ 626 M	US\$ 569 M	↓ US\$ 57M	(₹ Cr.) <p>FY19-22 Repayments: 36%</p> <table border="1"> <caption>Back Ended Maturity Profile (₹ Cr.)</caption> <thead> <tr> <th>Fiscal Year</th> <th>Amount (₹ Cr.)</th> </tr> </thead> <tbody> <tr> <td>FY19</td> <td>388</td> </tr> <tr> <td>FY20</td> <td>565</td> </tr> <tr> <td>FY21</td> <td>735</td> </tr> <tr> <td>FY22</td> <td>815</td> </tr> <tr> <td>FY23 & Beyond</td> <td>4,422</td> </tr> </tbody> </table>	Fiscal Year	Amount (₹ Cr.)	FY19	388	FY20	565	FY21	735	FY22	815	FY23 & Beyond	4,422
Fiscal Year	Amount (₹ Cr.)															
FY19	388															
FY20	565															
FY21	735															
FY22	815															
FY23 & Beyond	4,422															
Other FX Term Debt	US\$ 74 M	US\$ 66 M	↓ US\$ 8M													
Rupee Term Debt	₹ 2,877 Cr.	₹ 2,843 Cr.	↓ ₹ 34Cr.													
Gross Term Debt	₹ 7,392 Cr.	₹ 6,967 Cr.														
Net Term Debt	₹ 6,198 Cr.	₹ 6,037 Cr.														

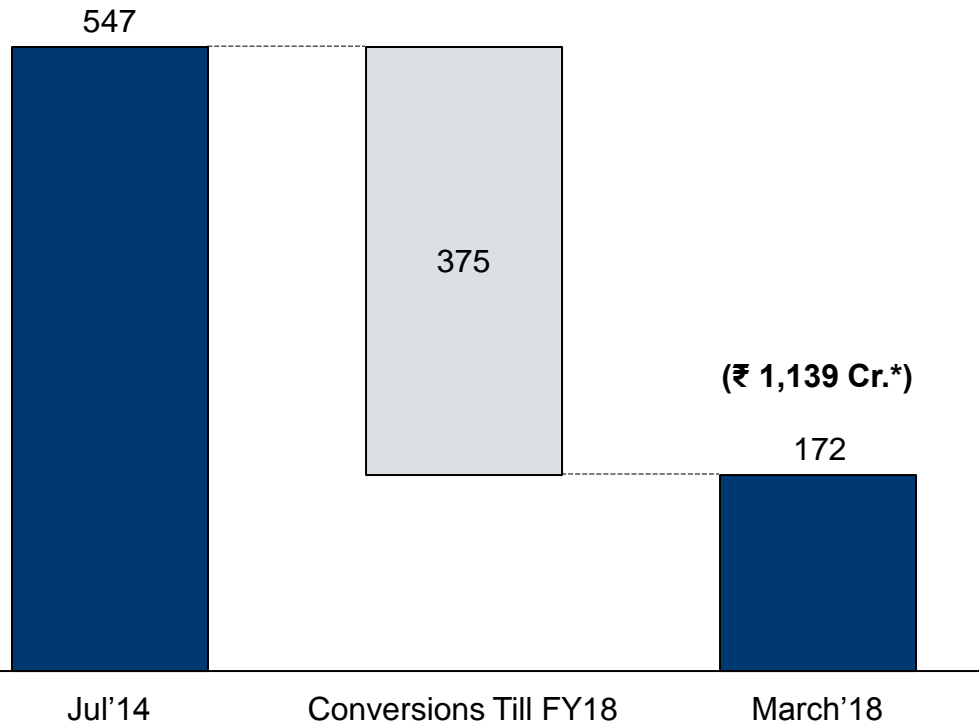
Reduction across debt category

Note: 1 US\$ = ₹ 65.18; Ind AS impact is captured in the Gross Term Debt total in ₹ CR.

July 2019 FCCB Series Overview

(US\$ Mn)

FCCB Principal Value



No. of Shares (Cr.)

Current Outstanding	532
Pending Conversion	67
Post Full Conversion	599

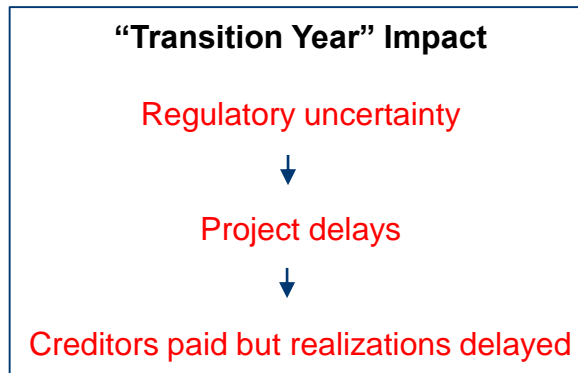
Conversion Details

Price (Per Share)	₹ 15.46
Exchange Rate	₹ 60.225

69% FCCBs already converted till date

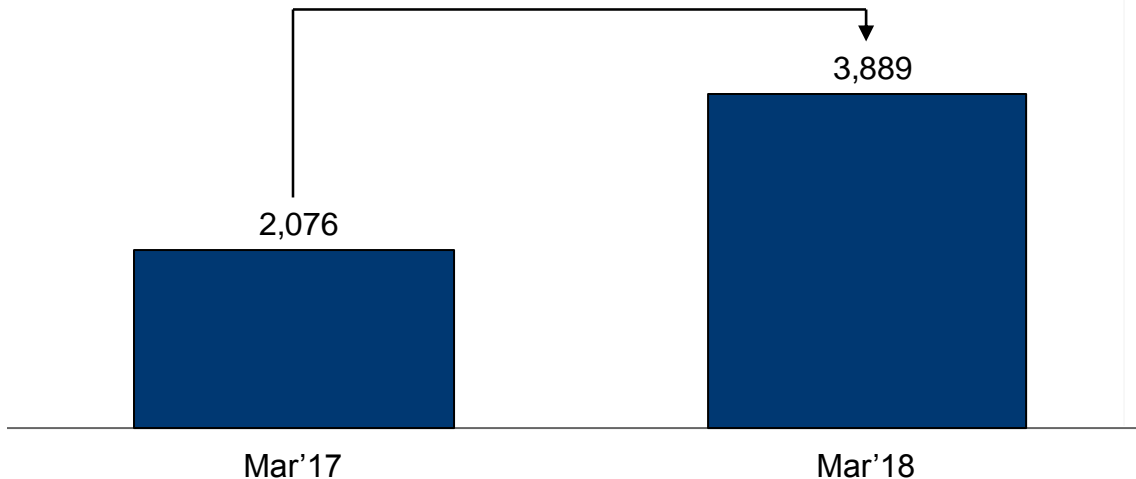
Increase In Working Capital Debt Due To Transition Year Impact

Fig. in ₹ Cr.



“Auction Regime”

- Reduced regulatory uncertainty
- Elongated execution schedule
- Smoothened out quarterly volumes
- Large scale project size
- Make to Order
- Lower working capital requirements



To substantially reduce in FY19

Financial Performance

Debt Overview

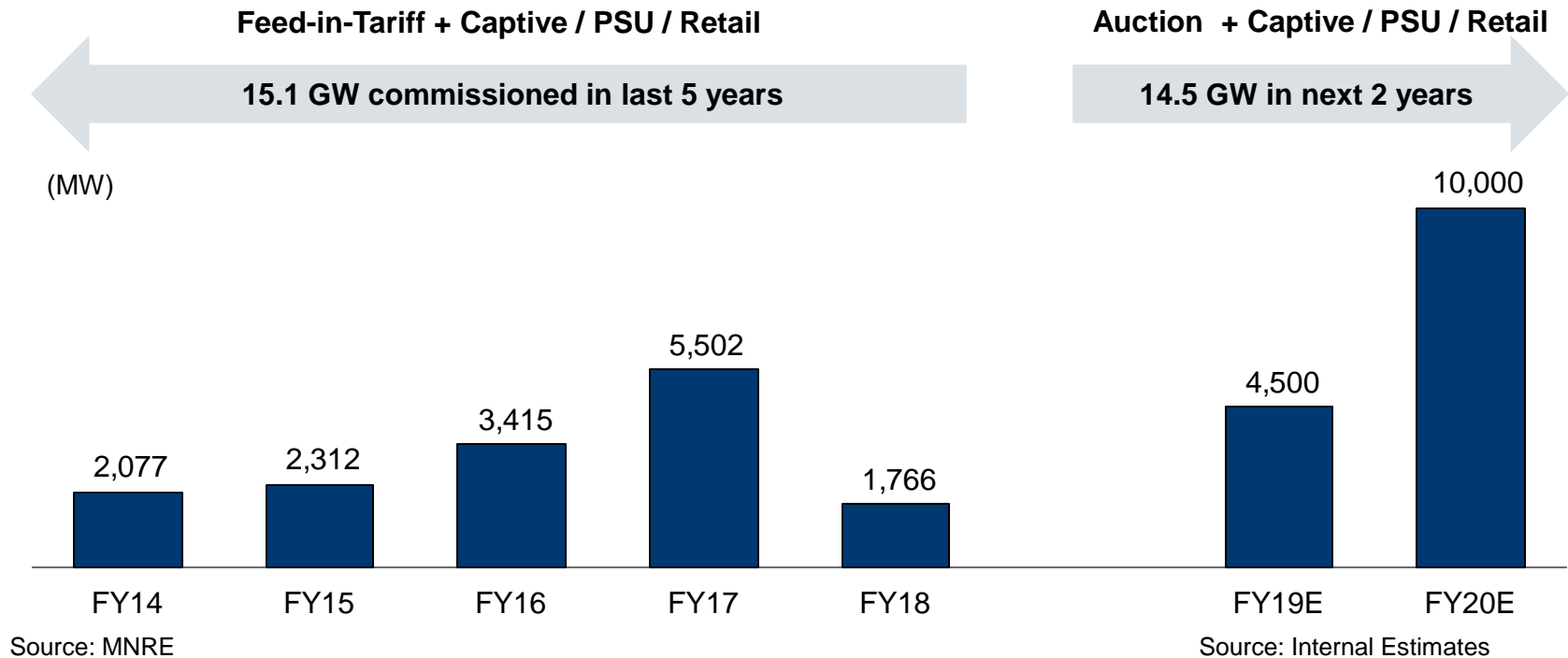
Industry Outlook

Technology

Suzlon Strengths

Detailed Financials

Strong Visibility On Growth For India Wind Market



Backed by 23 GW volume visibility

7.5 GW Bids completed (Till date)

9.5 GW Bids Announced (H1 FY19)

6.0 GW Bids Expected (H2 FY19)

~5 GW Announced Pipeline For Wind Solar Hybrid

Announced Pipeline

2.5 GW Hybrid
(New Hybrid)

1 GW Wind
(in existing solar farms)

1 GW Solar
(in existing wind farms)

160 MW Hybrid
(in Andhra Pradesh)

- **Wind Solar Hybrid Gaining Traction**

- **14th May 2018:** Wind Solar Hybrid Policy issued by MNRE
- **25th May 2018:** Scheme for 2,500 MW Wind Solar Hybrid Sanctioned; Bidding Guidelines Issued
- **Within 15 Days:** RFS to be issued

- **Key Features of Policy and Guidelines**

- >25% must be from each source to qualify as hybrid
- Fulfilment of solar / non solar RPO in the proportion of rated capacity
- SECI will be the Nodal Agency
- Bid Capacity 200-500 MW; 25 years PPA; Annual CUF > 40%

Demonstrated Turnkey Capabilities of both Wind and Solar

~12,000 MW
India Wind
Commissioning

SUZLON
POWERING A GREENER TOMORROW

340 MW
India Solar
Commissioning

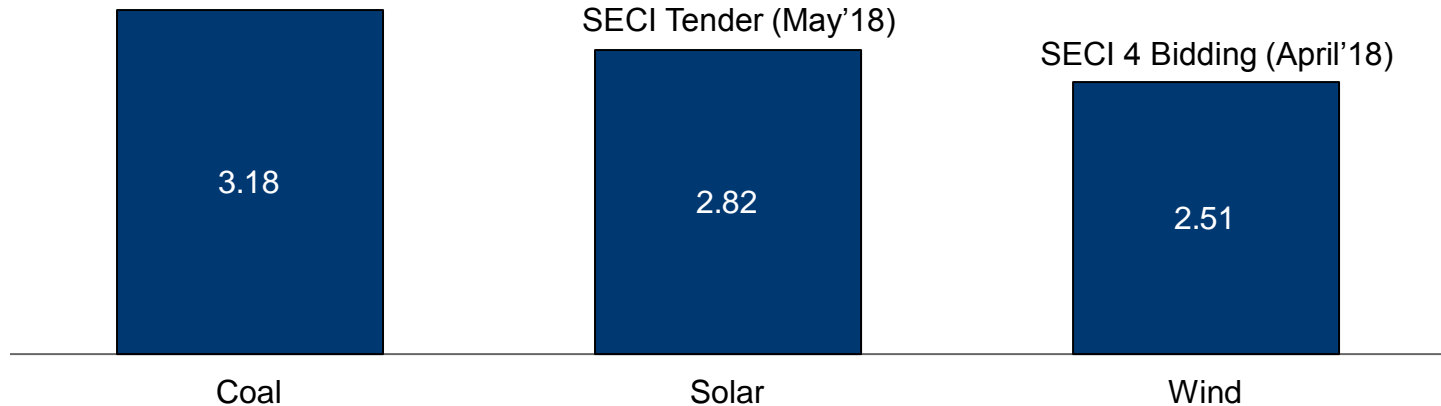
Wind Emerging As Most Competitive Source Of Power

Tariff Levels (₹ /unit)

India APPC

3.48

NTPC Avg. Coal Plant Tariff (FY17)

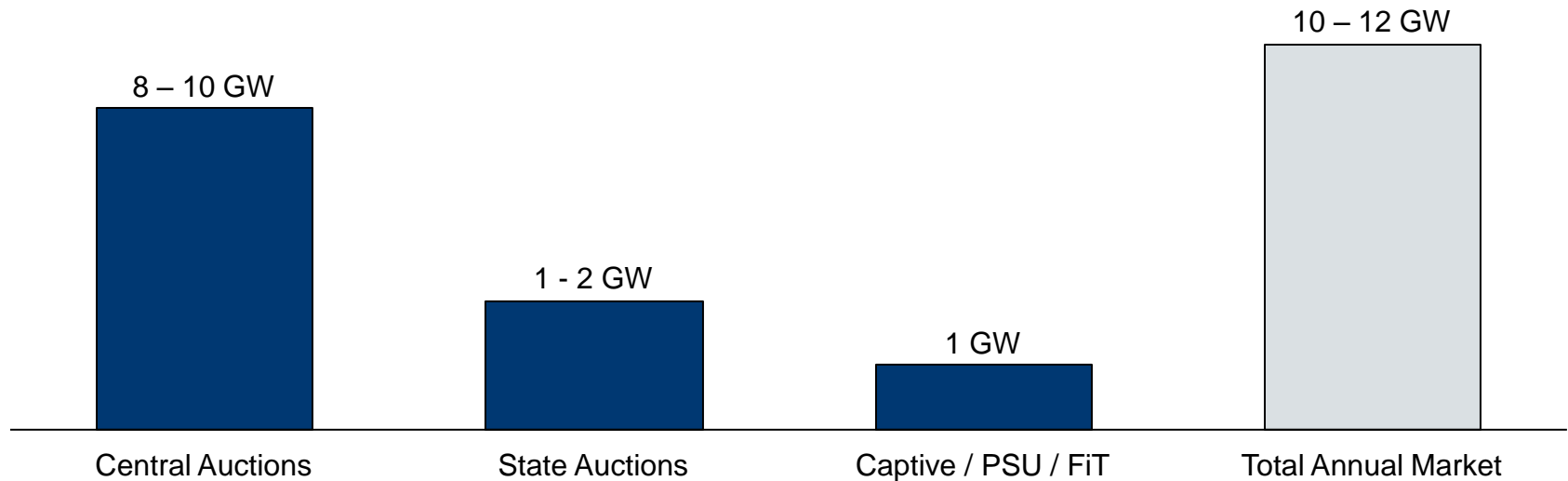


Equipment	Domestic / Imported	Largely Imported	"Made in India"
Fuel	Domestic / Imported	No Fuel Cost	No Fuel Cost
Tariff Stability	Variable	Constant for 25 years	Constant for 25 years

Renewables today are not only "Cleaner" but also more "affordable" than coal

Poised To Become A 10+ GW Annual Market

India Annual Wind Market Potential Size and Segmentation



Power Grid working on creation of transmission infrastructure

- Increasing inter-regional capacity
 - Laying new high capacity lines
 - Upgrading exiting substation facilities
- Work commenced on connecting southern, western and northern regions
- KfW Development Bank and Asian Development Bank to finance these projects

Positive Aspects Of Competitive Bidding

Until FY17

Demand from Wind States only

FiT + Incentive Regime
(High tariff uncertainties)
(Reluctance from DISCOM)

Back Ended Volume
(H2 typically 60-70% of full year volumes)
(Inefficient Working Capital)

Moderate scale Order Size (50 – 100 MW)

High Regulatory Risk
(Back ended PPA signing
Tariff depending on commissioning timing)

FY19 onwards

Pan India Demand
(Wind + Non Wind States)

Auction based / Market Based pricing
(Reduced uncertainties)
(Most competitive source of power)

Reduced Seasonality in Volumes
(Optimized Working Capital)

Large Scale Orders (300 MW)
(Optimized Cost and Working Capital)

Reduced Regulatory Risk
(upfront signing of PPAs and tariff
determination)

Suzlon Best Positioned In Auction Regime

Auction Regime – Path Ahead

Reduced Risk Profile

- Reduced Counterparty Risk
- Reduced grid risk
- 25 years PPA

Lower Cost of Capital

- Lower Cost of Debt
- Longer Maturity Profile
- Lower Cost of Equity

Technology

- Higher PLF
- Greater reliability
- Lower LCOE

Lower Power Cost
+
Market Expansion

Suzlon Competitive Edge

Cost Competitiveness

- Large Scale Operations
- Vertically Integrated Manufacturing
- Highest degree of localization
- In-house Technology

Strong Market Positioning

- Robust & Proven Technology
- 2+ Decades Track Record
- Strong Customer Relationships
- Pan India Project Pipeline

To strongly benefit from market expansion through auctions

Other Emerging Opportunities For Growth

Feed in Tariffs <25 MW projects

₹3.45 per unit
(Announced by Karnataka)

Others states to follow

- Wind projects less than 25 MW
- 25 years PPA period
- To boost retail investor participation

Offshore

1 GW
Expression of Interest

5 GW
Targeted auctions until 2020

- National offshore policy already notified
- Suzlon has commissioned 1st Offshore Met Station
- Offshore Advantage: Higher PLF due to high wind power density and shallow water depth enables lower cost in terms of project execution

Repowering

3 GW
Estimated Potential
of < 1,000 kw turbines

- Policy already announced and notified in 2016
- Repowering is replacing old technology low capacity wind turbines with the latest large sized wind turbines
- Govt. keen on harnessing this potential and working on right set of policies incentivizing Repowering

Financial Performance

Debt Overview

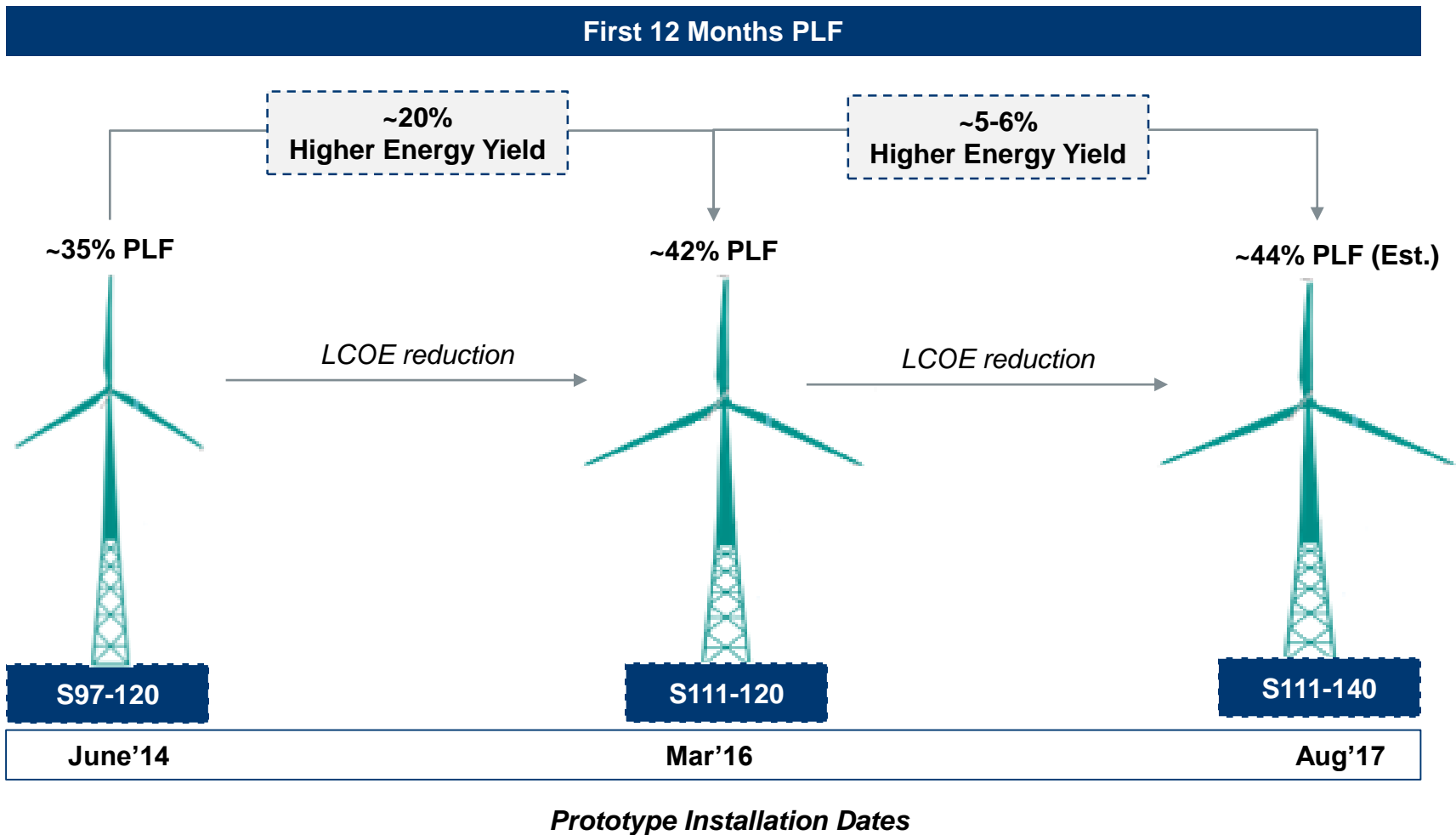
Industry Outlook

Technology

Suzlon Strengths

Detailed Financials

S111-140 - 2.1 MW: India's Tallest Turbine Commissioned In FY18



S120: Accelerate Near Term Competitiveness Of Current Platform

Site Installation underway



- **Proto Commissioning (E): Q1FY19**
- **Rated Capacity: 2.1 MW**
- **Rotor Diameter: 120M**
- **Tower Height: 120-140M**

SB59 Main Mould 2 installed at Bhuj



Site Installation underway

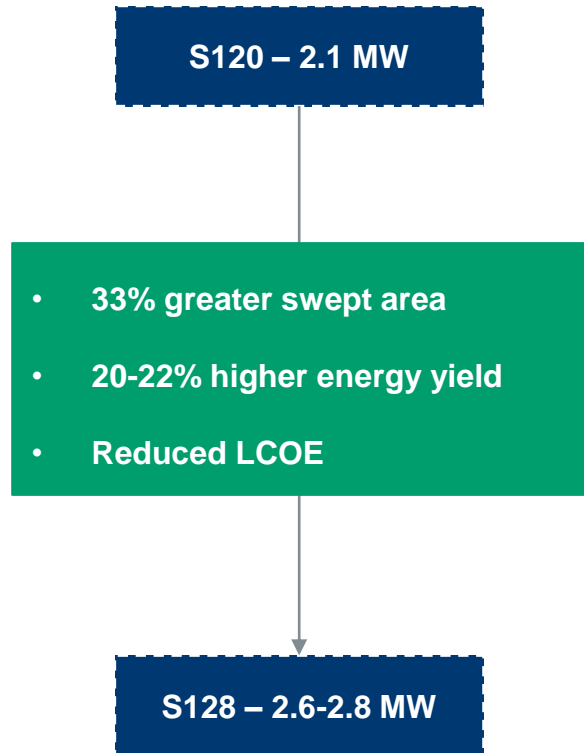


- **6-7% Higher Yield vs. S111**
- **~520 MW orders already closed**

S120 Nacelle Assembly at Plant



S128 – 2.6 - 2.8 MW: Readying For The Future

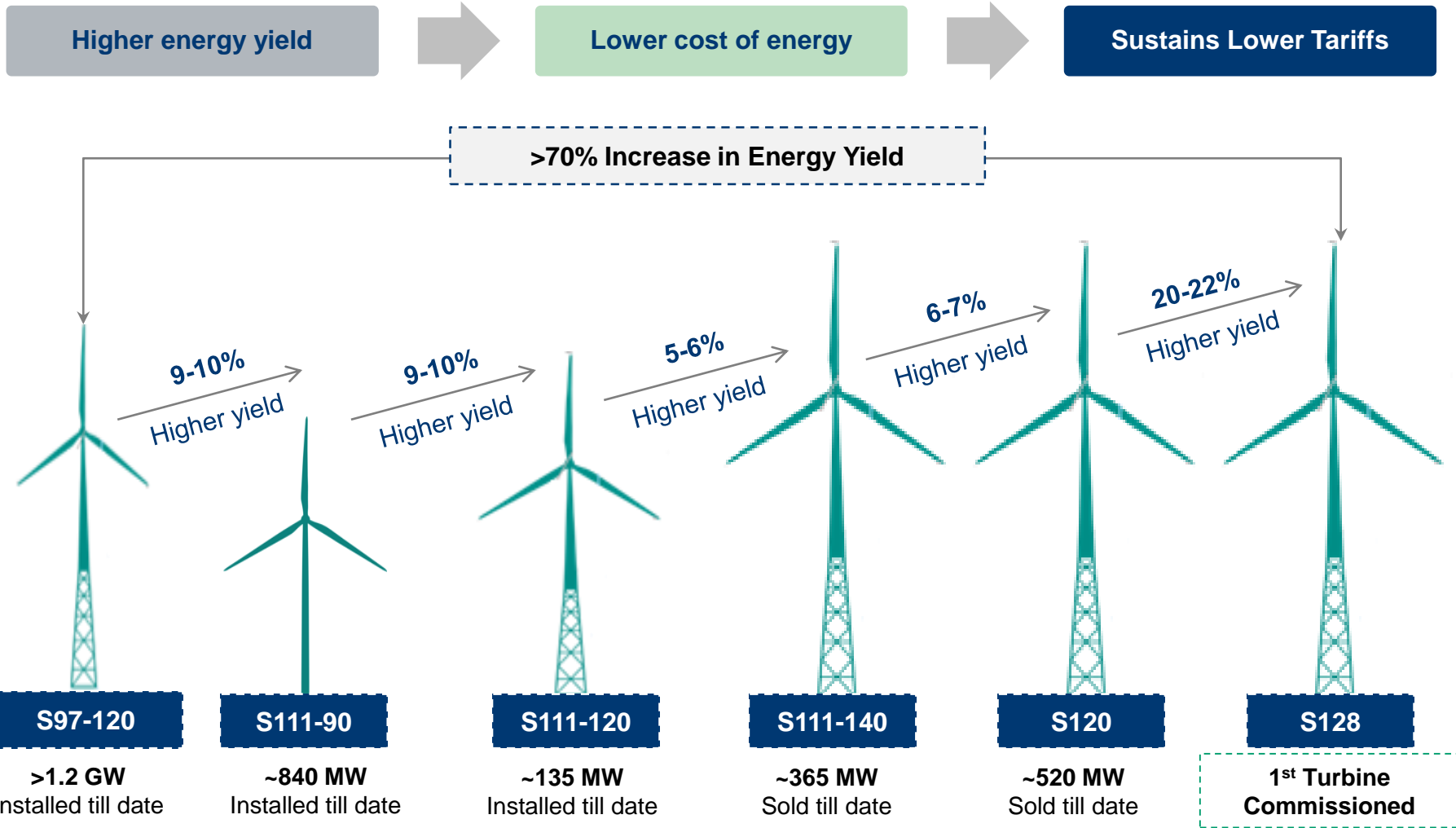


- **Rotor Diameter: 128m**
 - Country's largest
 - New carbon fibre blade enabling better aerodynamic profile
- **Hub height: up to 140**
 - Country's largest
 - New Hybrid concrete tower
 - Enabling higher hub height at optimized cost
- **First Turbine Commissioned at Sanganeri, Tamil Nadu**
 - Increasing attractiveness / viability of low wind sites
 - Unlocking unviable sites

Moving to higher rating turbines

Strong competitive edge under auction regime

Focus On Reducing LCOE



Over 4,500 turbines of 2.1 MW platform across 17 countries

Pioneer In India Offshore

Support Platform



Offshore LiDAR



Powered Through Solar



- **India's 1st Private Far Offshore Met Station**
 - Opportunity to harness India's 7,600km coastline
 - Government plans to auction 5 GW of Offshore project next year
- **State of Art Installation**
 - 16km from the Shore
 - 11m Water depth
 - 14m support platform height above water level
 - LiDAR based met station
 - Remote monitoring

Global In-House R&D Capabilities

Suzlon Technology Locations:		
Germany	Hamburg	<ul style="list-style-type: none"> - Development & Integration - Certification
	Rostock	<ul style="list-style-type: none"> - Development & Integration - Design & Product Engineering - Innovation & Strategic Research
The Netherlands	Hengelo	<ul style="list-style-type: none"> - Blade Design and Integration
India	Pune	<ul style="list-style-type: none"> - Design & Product Engineering - Turbine Testing & Measurement - Technical Field Support - Engineering
	Vadodara	<ul style="list-style-type: none"> - Blade Testing Center
	Chennai	<ul style="list-style-type: none"> - Design & Product Engineering (Gear Box Team)
Denmark	Aarhus Vejle	<ul style="list-style-type: none"> - SCADA - Blade Science Center



Hamburg



Rostock



Hengelo



Pune



Aarhus



Vejle

Best match between skills & location – Efficient leverage of R&D spending

Financial Performance

Debt Overview

Industry Outlook

Technology

Suzlon Strengths

Detailed Financials

Suzlon Strengths In India Wind Market

**Full Turnkey Solution
Provider**

Pan India Presence

Technology Leadership

SUZLON
POWERING A GREENER TOMORROW

**Strong Customer
Relationship**

**Best In Class Service
Capabilities**

22+ Years Track Record

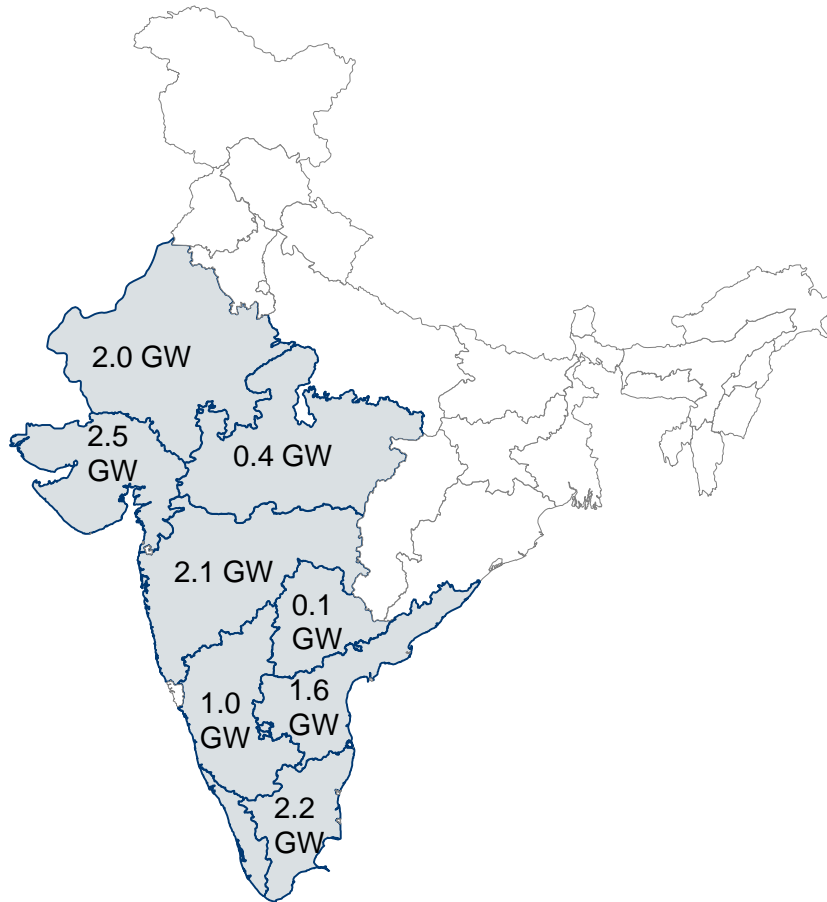
End-to-end service provider with strong presence across value chain & customer segments

SUZLON
POWERING A GREENER TOMORROW

Surpassed 11 GW Wind Energy Installations In India

Ranked **No. 1** in Renewables Sector
 Ranked **No. 2** in Power Sector

Largest fleet under Operation and Maintenance fold in India



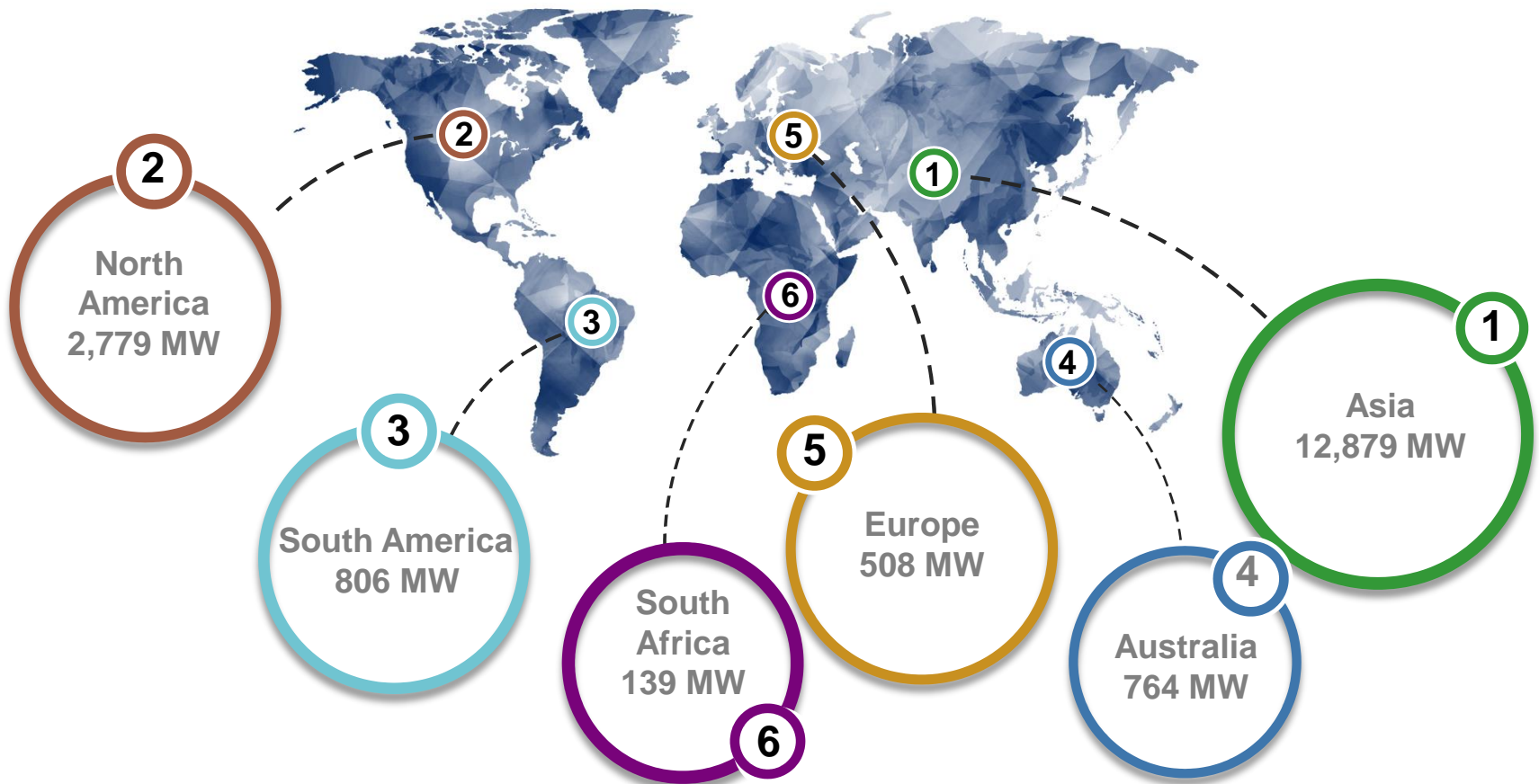
(31 st Mar'18)	# of Turbines	MW
<= 1 MW	1,678	777
>1 MW < 2 MW	4,268	5,774
=>2 MW	2,557	5,368
Total	8,503	11,919

- **35% - All India installed wind capacity**
- **~17% - All India installed renewable capacity**
- **~1,800 customer relationships**
- **22 years of operating track record**
- **26 TWh estimated of annual clean energy;**
 =2,125 mn trees planting p.a.
 =~19.3 mn tonnes coal avoidance p.a.
 =~25.5 mn tonnes CO2 emission savings p.a.

Custodian of 2nd highest installed power capacity (from all sources) in India

Suzlon's Global Presence

As on 31st Mar 2018



Suzlon's strong relationships across regions positions it well


SUZLON
POWERING A GREENER TOMORROW

Map not to scale. All data, information, and map is provided "as is" without warranty or any representation of accuracy, timeliness or completeness.

USA PTC Volume: ~500 MW Pipeline Created For 100% PTC Projects

Production Tax Credit (PTC) Extension: Huge Volume Opportunity

- PTC in USA extended until 2019 with benefits stepping down every year before phase out
- In order to qualify, projects only need to start construction and make a minimum 5% investment (“Safe Harbour Investments”)
- Thus projects which meet safe harbour investments in 2016, will be eligible for 100% PTC benefit, while projects which meet safe harbour investments in 2017 will be eligible for 80% PTC benefit
- Timeline for completion of the projects is 4 years from the start of construction



Suzlon Strategy

- Established SPVs to implement Safe Harbor Projects and develop project pipeline
- ~500 MW Pipeline created of projects eligible for 100% PTC
- To translate into firm orders for execution over the next couple of years

Financial Performance

Debt Overview

Industry Outlook

Technology

Suzlon Strengths

Detailed Financials

Consolidated Income Statement

Particulars (₹ Cr.)	Q4 FY18 Audited	Q3 FY18 Unaudited	Q4 FY17 Audited	FY18 Audited	FY17 Audited
Revenue from operations	2,236	2,204	4,993	8,292	12,693
Less: COGS	1,404	1,519	3,295	5,116	7,543
Gross Profit	833	685	1,698	3,177	5,150
Margin %	37.2%	31.1%	34.0%	38.3%	40.6%
Employee benefits expense	203	193	279	805	1,046
Other expenses (net)	311	245	697	1,223	1,901
Exchange Loss / (Gain)	101	-97	-311	146	-297
EBITDA	218	344	1,033	1,003	2,499
EBITDA (Pre-FX)	319	247	722	1,149	2,203
Margin %	14.3%	11.2%	14.5%	13.9%	17.4%
Less: Depreciation	101	79	109	342	389
EBIT	117	265	924	661	2,110
EBIT (Pre-FX)	218	168	613	807	1,813
Margin %	9.7%	7.6%	12.3%	9.7%	14.3%
Net Finance costs	331	308	310	1,208	1,157
Provision for Right of Recompense	274	0	11	294	42
Profit / (Loss) before tax	(488)	(43)	603	(840)	912
Less: Exceptional Items Loss / (Gain)	0	5	0	(450)	0
Less: Share of (Profit) / Loss of Associates & JV	(14)	(16)	9	(5)	48
Less: Taxes	(4)	1	6	(2)	12
Net Profit / (Loss) after tax	(470)	(33)	589	(384)	852
Less: Non-Controlling Interest	(4)	(5)	(6)	(7)	(6)
Net Profit Attributable to Shareholders	(466)	(28)	595	(377)	858

Consolidated Balance Sheet

(Rs. Crs.)

Liabilities	Mar-18	Mar-17	Assets	Mar-18	Mar-17
Shareholders' Fund	-6,967	-6,841	Non Current Assets		
Non controlling interest	10	9	(a) Property, Plant and Equipment	1,267	1,420
	-6,957	-6,833	(b) Intangible assets	155	211
			(c) Investment property	41	34
			(d) Capital work-in-progress	353	206
				1,816	1,871
Non-Current Liabilities			(e) Investments in an associate and JVs	67	189
(a) Financial Liabilities			(f) Financial assets		
(i) Long Term Borrowings	7,716	4,841	(i) Investments	0	0
(ii) Other Financial Liabilities	55	225	(ii) Loans	1	6
(b) Provisions	120	127	(iii) Trade receivables	5	46
(c) Deferred Tax Liabilities	0	0	(iv) Other Financial Assets	581	712
(d) Other Non-Current Liabilities	30	40	(g) Other non-current assets	139	166
	7,921	5,234		793	1,118
Current Liabilities			Current Assets		
(a) Financial Liabilities			(a) Inventories	3,026	3,469
(i) Short-term borrowings	3,889	2,076	(b) Financial Assets		
(ii) Trade payables	2,527	4,812	(i) Investments	0	481
(iii) Other financial liabilities	1,598	4,927*	(ii) Trade receivables	2,985	3,628
(b) Other current liabilities			(iii) Cash and bank balances	581	336
(i) Due to customers	10	17	(iv) Loans	50	49
(ii) Other non-financial liabilities	1,026	1,105	(v) Other financial assets	266	149
(c) Short-term provisions	819	822	(c) Other current assets	940	1,059
	9,869	13,759		7,849	9,171
Total Equity and Liabilities	10,834	12,160	Assets held for sale (net)	375	0
			Total Assets	10,834	12,160

*Includes SBLC backed debt due current maturity in March 2018. Lender's have already extended the debt until 2023.

Consolidated Net Working Capital

(₹ Cr.)

	31 st Mar'18	31 st Dec'17	31 st Mar'17
Inventories	3,026	3,590	3,469
Trade receivables	2,990	3,565	3,673
Loans & Advances and Others	1,620	1,923	1,764
Total (A)	7,636	9,078	8,906
Sundry Creditors	2,527	2,515	4,812
Advances from Customers	932	1,505	793
Provisions and other liabilities	1,397	1,515	1,681
Total (B)	4,856	5,534	7,287
Net Working Capital (A-B)	2,780	3,544	1,619

Key Accounting Policies – Revenue Recognition And Order Booking

Opening Order Book	
<p>(-) Sales during the period</p>	<ul style="list-style-type: none"> • Sales (WTG Revenue Recognition) <ul style="list-style-type: none"> – WTG revenue is recognised upon transfer of risks and rewards to the buyer of complete WTG viz: Nacelle, Blade and Tower.
<p>(+) Order Intake during the period</p>	<ul style="list-style-type: none"> • Order Intake during the period <ul style="list-style-type: none"> – Only orders backed by certainty of PPAs
<p>Closing Order Book</p>	<ul style="list-style-type: none"> • Closing Order Book <ul style="list-style-type: none"> – Represents MW value of contract against which no revenue is recognized in the income statement

Key Accounting Policy: Maintenance Warranty Provisions

Maintenance Warranty Provisions

✓ Accounting Policy:

- Comprise of provisions created against maintenance warranty issued in connection with WTG sale
 - Created when revenue from sale of wind turbine is recognized
- Provisions estimated based on past experience
- Reversals of unused provision on expiry of Maintenance warranty period

✓ Global Wind Industry Standard Practice:

- Followed by top listed global industry leaders
- Despite Insurance and back to back warranty from suppliers



THANK YOU

