



30th April, 2024

BSE Limited
P J Towers,
Dalal Street,
Mumbai – 400001

National Stock Exchange of India Limited
Exchange plaza,
Bandra-Kurla Complex, Bandra (E)
Mumbai – 400051

Scrip Code: 542066

Scrip Code: ATGL

Dear Sir,

Sub: Submission of Media Release and Investor Presentation on Audited Financial Results (Standalone and Consolidated) for the quarter and year ended 31st March, 2024

In continuation to Outcome of Board Meeting dated 30th April, 2024, We hereby submit:

1. Media Release dated 30th April, 2024 on the Audited Financial Results (Standalone and Consolidated) for the quarter and year ended 31st March, 2024, as **Annexure – "A"**.
2. Presentation on performance highlights of the Company for the Audited Financial Results (Standalone and Consolidated) of the Company for the quarter and year ended 31st March, 2024 as **Annexure "B"**.

The same is being uploaded on the Company's website at www.adanigas.com.

Kindly take the same on your records.

Thanking you,

Yours faithfully,
For **Adani Total Gas Limited**

Parag Parikh
Chief Financial Officer

Encl.: As above.

Adani Total Gas Limited
(Formerly known as Adani Gas Ltd)
Heritage Building, 8th floor,
Ashram Road, Usmanpura,
Ahmedabad-380014, Gujarat, India
CIN: L40100GJ2005PLC046553

Tel +91 79 2754 1988
Fax +91 79 2754 2988
info@adani.com
www.adanigas.com

Media Release

Adani Total Gas FY24 & Q4 Results**Overall Volume up by 15% in FY24 & 20% in Q4 FY24, Y-o-Y****CNG network increases to 547 stations inclusive of 108 DODO/CODO stations****PNG household increased to 8.20 lakh PNG homes****FY24 EBITDA – INR 1,150 Cr, up 27% Y-o-Y****Barsana CBG plant Phase 1 commissioned****606 EV charging points spread across 14 states****EDITOR'S SYNOPSIS****Operational Highlights FY24 (Standalone):**

- CNG Stations now increased to **547**, added **91** new CNG Stations
- Total PNG home at **8.20 lakh**, added , **1.16 lakh** new households on PNG
- Industrial & Commercial connections increased to **8,331** added **896** new consumers
- Completed ~ **12,023 Inch Km** of Steel Pipeline
- Combined CNG and PNG volume of **865 MMSCM**, increase of **15%** , Y-o-Y

Financial Highlights FY24 (Standalone) Y-o-Y:

- Revenue from Operations at **INR 4,813 Cr**
- EBITDA of **INR 1150 Cr**, increased by 27%
- PAT at **INR 653 Cr** , increased by 23%

Financial Highlights Q4FY24 (Standalone) Y-o-Y:

- Revenue from Operations at **INR 1,257 Cr**
- EBITDA of **INR 305 Cr**, increased by 49%
- PAT at **INR 165 Cr** , increased by 59%

Consolidated FY24 PAT

- Consolidated PAT at **INR 668 Cr**, increased by 22%

Pan India Footprint –FY24 (With JV namely IOAGPL):

- CNG Stations network of **903**, added **170** new CNG Stations
- Total PNG home at **9.76 lakh**, added **1.31 lakh** new households on PNG
- Industrial & Commercial connections increased to **9,142** added **1,112** new consumers
- Completed ~ **21,566 Inch Km** of Steel Pipeline

Key Business updates**Adani TotalEnergies E-mobility Limited (ATEL)**

- **606 EV charging points** have been commissioned across 14 states
 - Additional **1040+ EV** charging points are under various stages of covering construction with EV fleets companies, Govt. Authorities, tourism departments municipal corporations etc.
 - With these, EV network will be spread across **23 states, 217 cities**

Adani TotalEnergies Biomass Limited (ATBL)

- **Commissioned Phase-1** (225 Tonnes Per Day) of one of the India's largest biomass plant in Barsana.
- **Won the tender** conducted by Rajkot Municipal Corporation to Design Build Finance & Operate **250 TPD** Municipal Solid Waste (MSW) based Bio CBG plant in Rajkot.

Ahmedabad, 30th April 2024: Adani Total Gas Ltd ("ATGL"), India's leading City Gas Distribution (CGD) company, today announced its operational and financial performance for the full year (FY24) and quarter ended 31st March 2024.

"FY24 has been a transformative year for ATGL. We delivered a robust operational and financial performance and achieved a 27% YoY EBITDA growth on the back of 15% volume growth," said **Mr. Suresh P Manglani, ED & CEO of Adani Total Gas.**

"We are fully committed to India's energy transition journey and continue to invest in creating world class infrastructure across our Geographical Areas (GAs) and diversifying into areas adjacent to our core CGD business. We are incubating new business opportunities in the areas of Compressed Biogas, EV Charging Infrastructure, and LNG for trucking and Mining (LTM). During the quarter, we commissioned the 1st phase of one of the India's largest diversified feedstock-to-CBG plant at Barsana in Mathura and also expanded our E-Mobility footprint to 23 states. These, along with LTM are our next big growth drivers and we are steadily executing a sustainable business plan around these neo-opportunities," he added.

Standalone Operational and Financial Highlights:

Particulars	UoM	FY24	FY23	% Change YoY	Q4 FY24	Q4 FY23	% Change YoY
Operational Performance							
Sales Volume	MMSCM	865	753	15%	232	193	20%
CNG Sales	MMSCM	557	459	21%	149	121	23%
PNG Sales	MMSCM	308	294	5%	83	72	15%
Financial Performance							
Revenue from Operations	INR Cr	4,813	4,683	3%	1,257	1,197	5%
Cost of Natural Gas	INR Cr	3,188	3,392	-6%	797	891	-11%
Gross Profit	INR Cr	1,626	1,292	26%	461	307	50%
EBITDA	INR Cr	1,150	907	27%	305	205	49%
Profit Before Tax	INR Cr	882	716	23%	227	142	60%
Profit After Tax	INR Cr	653	530	23%	165	104	59%

Results Commentary FY24

- CNG Volume increased by 21% Y-o-Y on account of network expansion across multiple Geographical Areas (GAs).
- With recovery of PNG Industrial volume and addition of new PNG connection in domestic and commercial segments, PNG Volume has increased by 5% Y-o-Y
- Although the overall volume has increased by 15% Y-o-Y, Revenue from operations has increased by 3% Y-o-Y. This was on account of the reduction in gas cost by 6% Y-o-Y due to easing of APM gas price and efficient gas sourcing. This helped ATGL pass on the benefit of lower gas price to consumers.
- EBITDA has increased by **27% Y-o-Y** on account of higher volume and opex optimization.

Capital & Leverage Position

ATGL has a healthy balance sheet with

- Debt-to-Equity ratio at **0.41x**
- Net Debt to EBITDA is ratio **0.89x**

Further, ATGL credit rating has been reaffirmed at **AA-** by **ICRA** with change in outlook to **Stable from Negative**.

Key ESG Highlights

- ATGL **ranked 13th** under Gas utilities with 80 percentile by S&P Global ESG rating
- ATGL is now signatory **to the United Nations Global Compact (UNGC)**
- Under Greenmosphere initiative, over 15600 students were trained across 58 schools
- ATGL has Planted **2.7+ Lakh** trees across multiple locations.

Awards & Accolades – FY24

- Received Outstanding Commitment in Road Safety by FICCI
- ATGL Corporate office awarded with IGBC “Gold” Certification by Indian Green Building Council
- Awarded with **Climate Action Programme (CAP) - Committed** category by CII of CAP 2.0 awards program for its commitment towards climate change initiatives.
- Won **“Golden Peacock Award for HR Excellence”** award 2023 for its HR best practices.

About Adani Total Gas

Given its gas distribution, ATGL is authorised in 33 Geographical Areas and plays a significant role in the nation’s efforts to enhance the share of natural gas in its energy mix. Of the 52 GAs, 33 are owned by ATGL and the balance 19 GAs are owned by Indian Oil-Adani Gas Private Limited (IOAGPL) – a 50:50 joint venture between Adani Total Gas Limited and Indian Oil Corporation Limited. Further, ATGL has formed 2 wholly owned subsidiaries namely Adani TotalEnergies E-Mobility Ltd (ATEL) and Adani TotalEnergies Biomass Ltd (ATBL) for its E-Mobility and Biomass Business respectively. ATGL has also formed a 50:50 joint venture, namely Smart Meter Technologies Private Limited for its gas meter manufacturing business.

For more information, please visit <https://www.adanigas.com/>

For Media Queries:
Roy Paul | roy.paul@adani.com

For Investor Queries:
[Priyansh Shah | priyansh.shah@adani.com](mailto:Priyansh.Shah@adani.com)



Adani Total Gas Limited

adani
Gas

CGD | e-Mobility | Biomass

12M & Q4FY24

Earnings Presentation

Contents

Safety First at ATGL

01 ATGL Promoters Profile

a Adani Group

b TOTAL Group

02 About Adani Total Gas Ltd (ATGL)

03 New Businesses

04 Operational and Financial Performance – 12M & Q4 FY24

05 Sustainability Update

06 Investment Rationale

Annexure



Ensures Zero Fatality through robust safety measures & programs

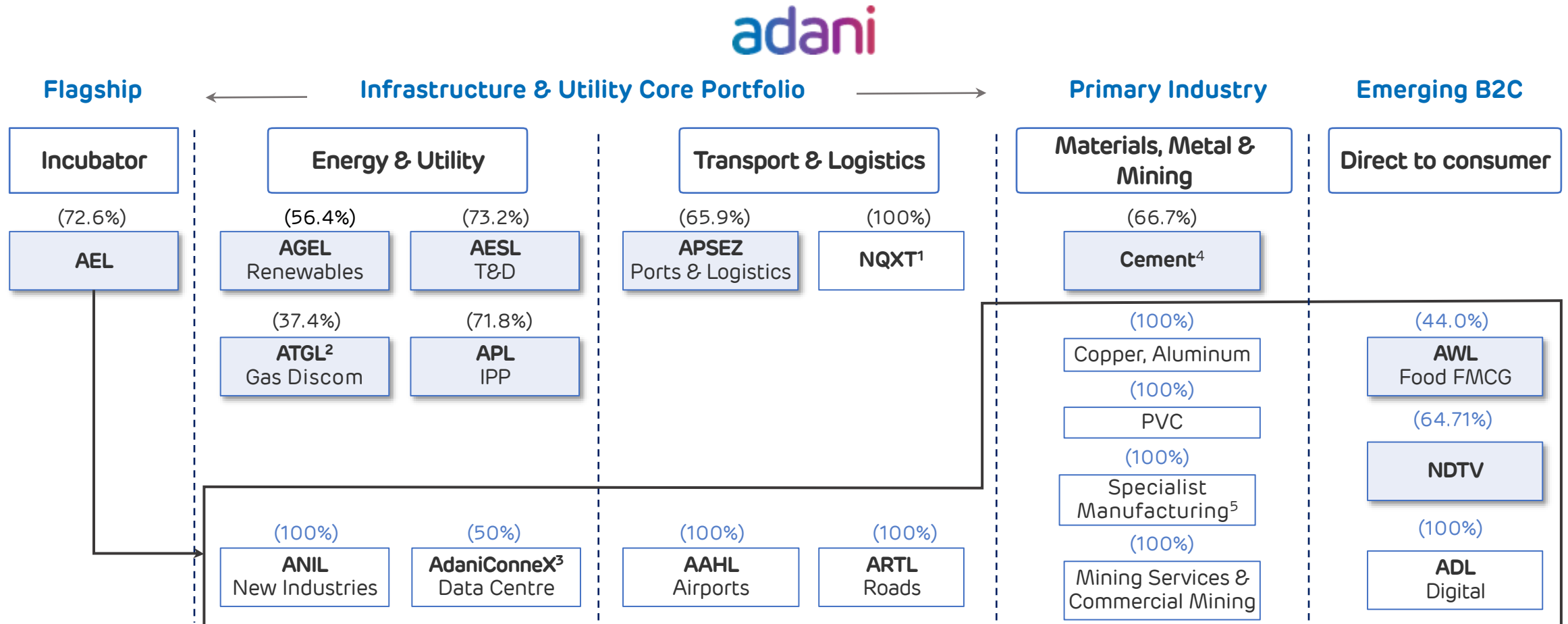


Safety First at ATGL

01 a

About Adani Group

Adani Portfolio: A World class infrastructure & utility portfolio



(%): Promoter equity stake in Adani Portfolio companies (%) : AEL equity stake in its subsidiaries

A multi-decade story of high growth centered around infrastructure & utility core

1. NQXT: North Queensland Export Terminal | 2. ATGL: Adani Total Gas Ltd, JV with Total Energies | 3. Data center, JV with EdgeConnex, | 4. Adani Cement includes 66.74% stake in Ambuja Cements which in turn owns 50.05% in ACC Limited. Adani directly owns 6.64% stake in ACC Limited. Ambuja Cements Ltd. holds 60.44% stake in Sanghi Industries Ltd. | 5. Includes the manufacturing of Defense and Aerospace Equipment | AEL: Adani Enterprises Limited; APSEZ: Adani Ports and Special Economic Zone Limited; AESL: Adani Energy Solutions Limited; T&D: Transmission & Distribution; APL: Adani Power Limited; AGEL: Adani Green Energy Limited; AAHL: Adani Airport Holdings Limited; ARTL: Adani Roads Transport Limited; ANIL: Adani New Industries Limited; AWL: Adani Wilmar Limited; ADL: Adani Digital Limited; IPP: Independent Power Producer | NDTV: New Delhi Television Ltd | PVC: Polyvinyl Chloride | Promoters holding are as on 31st March, 2024.

Adani Portfolio: Decades long track record of industry best growth with national footprint

Secular growth with world leading efficiency

adani

Ports and Logistics

Growth 3x⁶

EBITDA 70%^{1,2}

adani

Renewables

Growth 4x⁶

EBITDA 92%^{1,4}

adani

Energy Solutions

Growth 3x⁶

EBITDA 91%^{1,3,5}

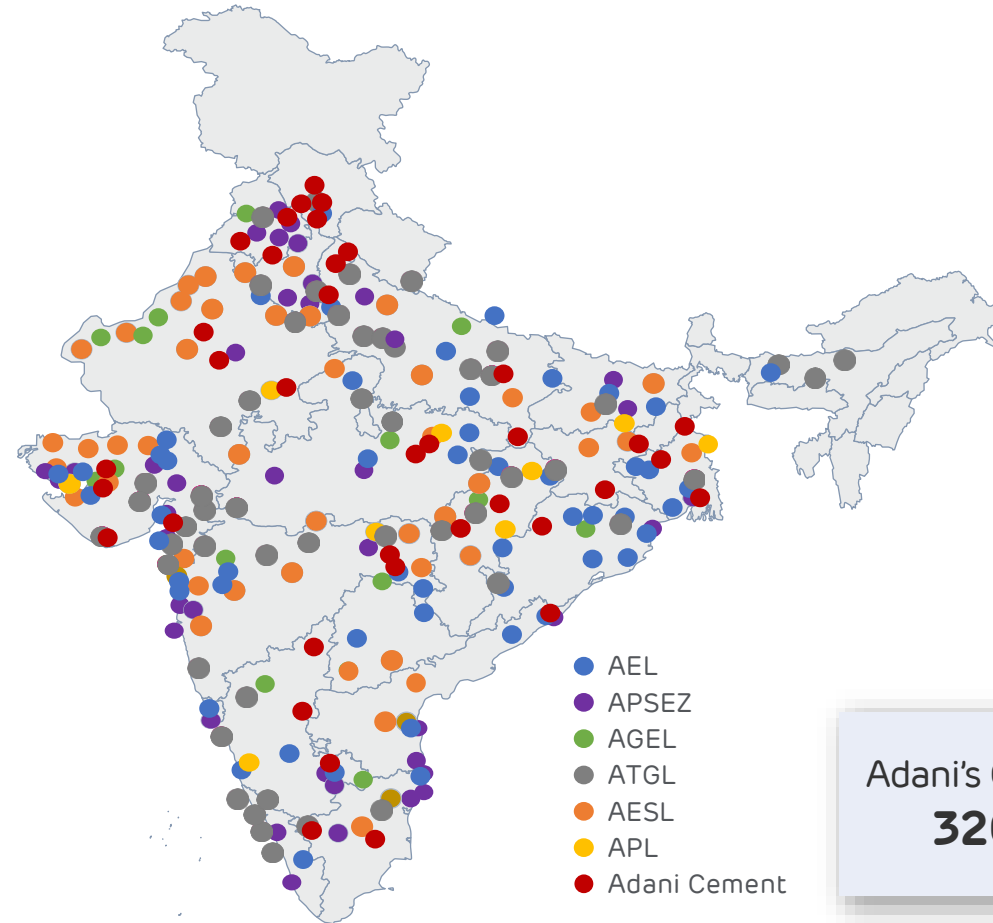
adani

Gas

Growth 1.4x⁶

EBITDA 24%^{1,3}

National footprint with deep coverage



- AEL
- APSEZ
- AGEL
- ATGL
- AESL
- APL
- Adani Cement





Adani's Core Infra. Platform –
320 Mn Userbase

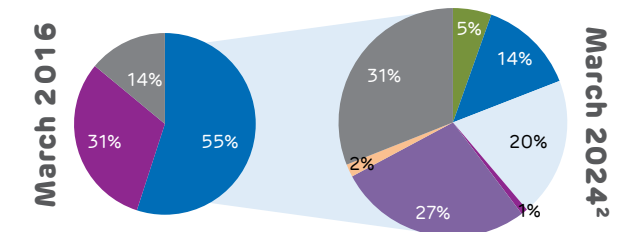
Note: 1. Provisional Data for FY24 (FY 23A for APSEZ) ; 2. Margin for indian ports business only, Excludes forex gains/losses; 3. EBITDA = PBT + Depreciation + Net Finance Costs – Other Income; 4. EBITDA Margin represents EBITDA earned from power supply 5. Operating EBITDA margin of transmission business only, does not include distribution business, 6. Growth pertains to expansion and development aligned with market growth. Growth of respective Adani portfolio company vs. Industry growth is as follows: **APSEZ's** cargo volume surged from 113 MMT to MMT 339(13%) between 2014 and 2023, outpacing the industry's growth from 972 MMT to 1433 MMT (4%). **AGEL's** operational capacity expanded from 0.3 GW to 10.9 GW (57%) between 2016 and 2024, surpassing the industry's growth from 46 GW to 143.6 GW (15%). **AESL's** transmission length increased from 6,950 ckm to 20,509 ckm (14%) between 2016 and 2024, surpassing the industry's growth from 3,41,551 ckm to 4,85,544 ckm (4%). **ATGL** expanded its geographical areas from 6 to 52 (27%) between 2015 and 2024, outperforming the industry's growth from 62 to 307 (19%). PBT- Profit before tax, ATGL-Adani Total Gas Limited, AEL: Adani Enterprises Limited, APSEZ: Adani Ports and Special Economic Zone Limited, AESL: Adani Energy Solutions Limited, APL: Adani Power Limited, AGEL: Adani Green Energy Limited | Growth represents the comparison with respective industry segment.

Adani Portfolio: Repeatable, robust & proven transformative model of investment



Activity	Origination	Site Development	Construction	Operation	Capital Mgmt
	<ul style="list-style-type: none"> Analysis & market intelligence Viability analysis Strategic value 	<ul style="list-style-type: none"> Site acquisition Concessions & regulatory agreements Investment case development 	<ul style="list-style-type: none"> Engineering & design Sourcing & quality levels Equity & debt funding at project 	<ul style="list-style-type: none"> Life cycle O&M planning Asset Management plan 	<ul style="list-style-type: none"> Redesigning capital structure of assets Operational phase funding consistent with asset life

Performance	India's Largest Commercial Port (at Mundra)	Longest Private HVDC Line in Asia (Mundra - Mohindergarh)	2,140 MW Hybrid cluster operationalized in Rajasthan in FY23	Energy Network Operation Center (ENOC)	Duration Risk Matching	Forex Currency Risk Management	Interest Rate Risk management	Governance & Assurance (ABEX -Adani Business Excellence)
	Highest Margin among Peers	Highest line availability	India's first and World's largest solar-wind hybrid cluster	Centralized continuous monitoring of plants across India on a single cloud based platform				
								



Note 1 Adani Environmental Resource Management Services Ltd. (additional company is being proposed) | 2 Based on provisional FY 24 data.
 O&M: Operations & Maintenance, HVDC: High voltage, direct current, PSU: Public Sector Undertaking (Public Banks in India), GMTN: Global Medium-Term Notes SLB: Sustainability Linked Bonds, AEM: Adani Electricity Mumbai Ltd., AIMSL : Adani Infra Mgt Services Pvt Ltd, IG: Investment Grade, LC: Letter of Credit, DII: Domestic Institutional Investors, COP26: 2021 United Nations Climate Change Conference; AGEL: Adani Green Energy Ltd. ,NBFC: Non-Banking Financial Company | AII : Adani Infra India Limited

01b

About Total Group

- TotalEnergies is a **global multi-energy company** that produces and markets energies: oil and biofuels, natural gas and green gases, renewables and electricity.
- TotalEnergies is committed to energy that is more affordable, cleaner, more reliable and accessible to as many people as possible. TotalEnergies promote renewable, decarbonized energies, produce and market fuels, natural gas and electricity.
- TotalEnergies puts sustainable development in all its dimensions at the heart of its projects and operations to contribute to the well-being of people.



OIL



NATURAL
GAS



ELECTRICITY



HYDROGEN



BIOMASS



WIND



SOLAR

To preserve the planet in the face of the climate challenge, TotalEnergies are moving together towards new energies.

This energy journey is ours.



Our integrated business model

We are present across the entire value chain, from production to distribution

Our employees

100,000+ people representing 160 nationalities and 740+ professions
A diversity which is decisive for our competitiveness and attractiveness

Our global footprint

We are active in more than 130 countries

FINANCIAL PERFORMANCE

\$21.4 bn
Net Income in 2023

\$36.2bn
Cash-Flow in 2023

OPERATIONAL PERFORMANCE

80.1 GW Renewable power generation gross capacities 2.8 Million Clients Gas	33.4 TWh Net power production 5.9 Million Clients Power	449 kboe/d Integrated LNG production 44 Mt LNG Sales	2,034 kboe/d Hydrocarbon production 1,436 kb/d Refinery throughput
--	--	---	---

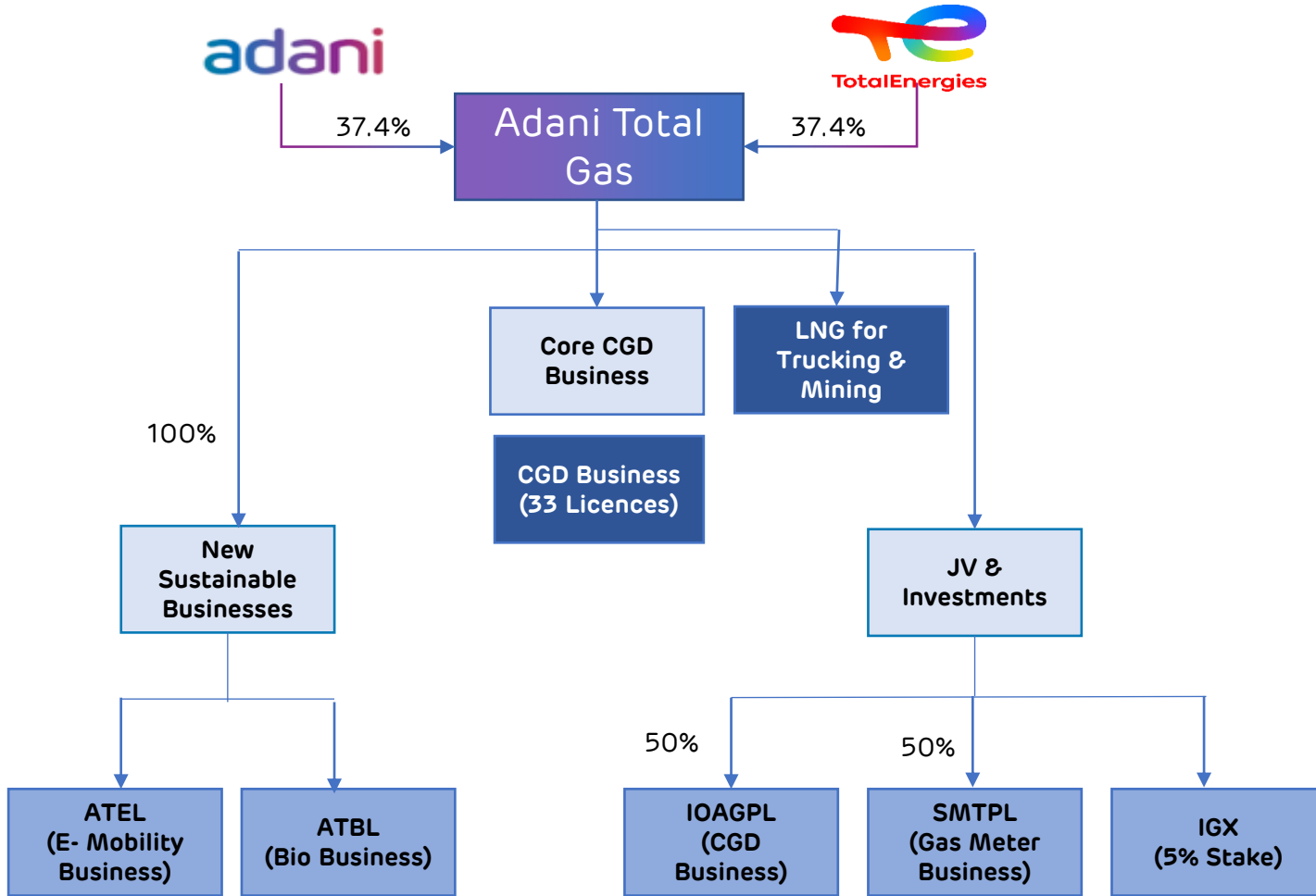
2030 OBJECTIVES

 World no. 3 in LNG	 30% Polymers produced from recycled materials	 1.5 Mt/y Sustainable Aviation Fuel production	 20 TWh/y Biomethane production
 100 GW renewable production capacity	 150,000 charging points for electrical vehicles	 1 Mt production of green hydrogen	 100 operated hydrogen stations

02

About Adani Total Gas Limited

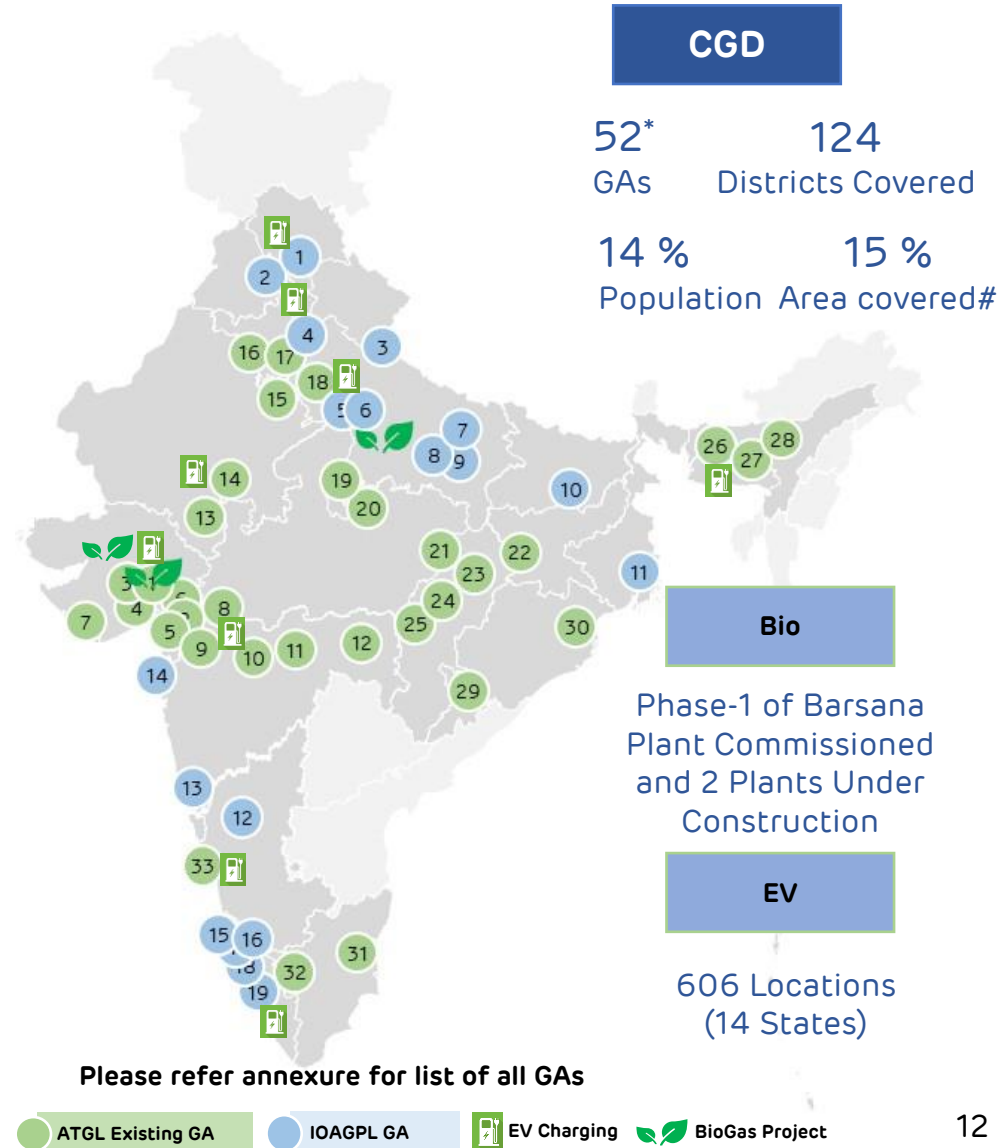
Business Structure



ATGL – Diversified Energy Platform for meeting consumers requirement

GA : Geographical Area

ATGL Presence



CGD : Stable Regulatory Framework

CGD Business includes creating City Gas Distribution Network and provide natural gas to Compressed Natural Gas (CNG) and Piped Natural Gas (PNG) segments



PNGRB – Regulator of CGD Business

PNGRB regulates:

1. Authorizations, Access Code and Exclusivity Regulations
2. Capacity Determination & Service Regulations
3. Technical Standards & Specifications incl. safety standards
4. Emergency Response & Disaster Management Plan

PNGRB does not regulate:

1. Gas selling price
2. Gas allocation for CNG and D-PNG
3. Network Planning

Stable and predictable regulatory framework

POST AUTHORIZATION - CGD ENTITY

Creation of City Gas Distribution Network

CGD Infrastructure Network includes

Building City Gate Station (CGS)

Laying of Steel Pipeline

Building CNG stations network

Laying of MDPE Pipeline

Allied Infrastructure includes LMC, DRS, MR etc.

Authorization provides 25 Years of network exclusivity#.

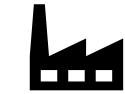
Supply and Marketing of Natural Gas



CNG



Domestic



MSME / Industries



Commercial

Authorization provides 8 Years of marketing exclusivity*.

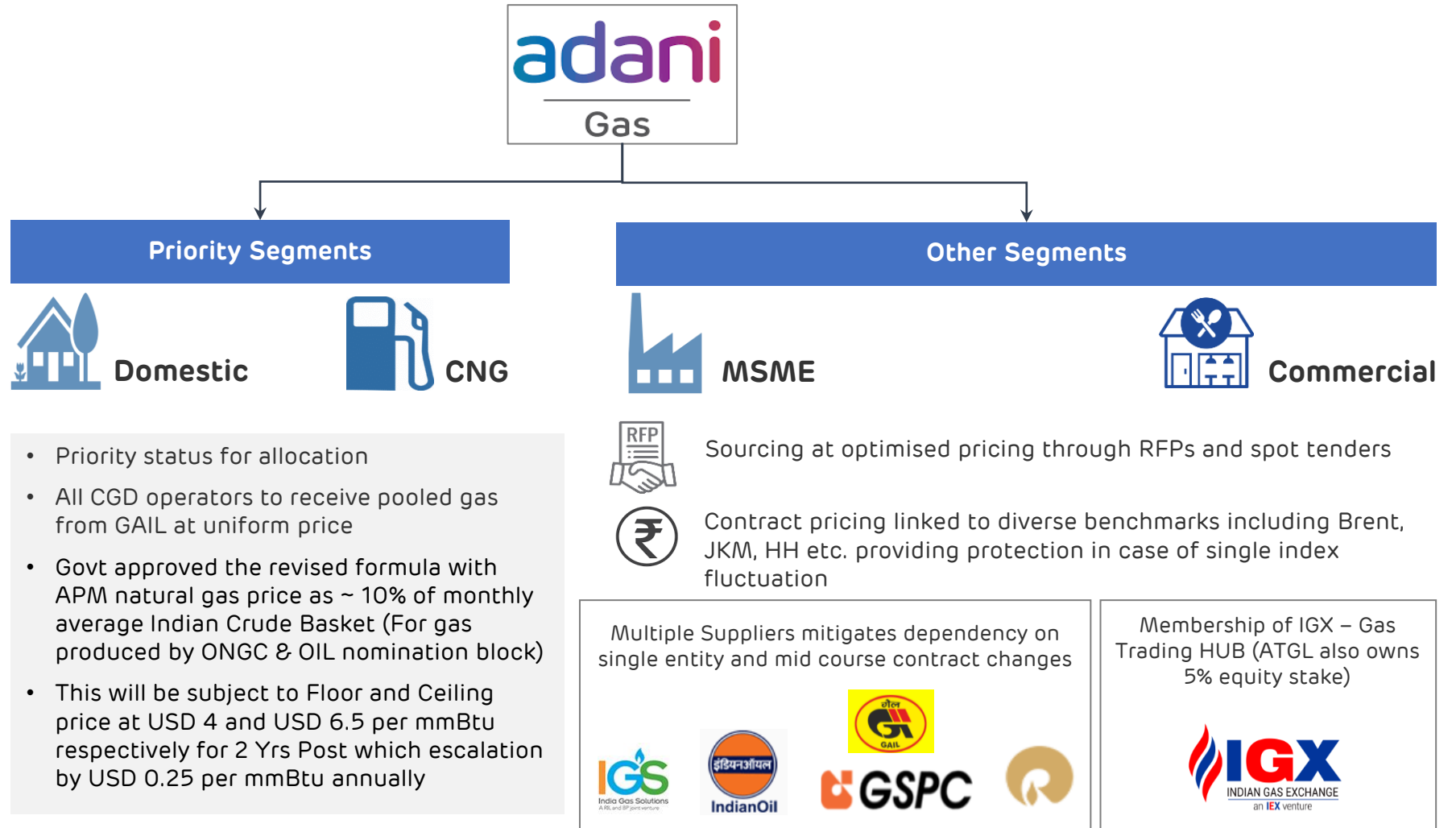
Post this, extension can be granted. * Post 8 years, the regulator announces open access post which 20% of the supply can be made by third parties.

PNGRB: Petroleum and Natural Gas Regulatory Board, CGD: City Gas Distribution, D-PNG: Domestic PNG, MDPE: Medium Density Polyethylene, DRS: District Regulating Station, LMC: Last Mile Connectivity, MR: Meter Regulator

To promote adoption of city-gas networks, Gas allocation / supply to the CGD system placed under the no cut category, consequently giving CGD highest priority than other sectors

Priority Sectors for Gas allocation (in order of priority)

- 1 City Gas Distribution (Domestic + CNG)
- 2 Fertilizer
- 3 Power
- 4 LPG Plants
- 5 Refinery / Petrochemicals
- 6 Others



PPAC - Petroleum Planning & Analysis Cell, CGD - City Gas Distribution; LPG - Liquefied Petroleum Gas, CNG - Compressed Natural Gas, PNG - Piped Natural Gas, MMBTU - Metric Million British Thermal Unit, IGX - Indian Gas Exchange Ltd, MSME - Micro, Small & Medium Enterprises, RFP - Request for Proposal, JKM - Japan Korea Marker, HH - Henry Hub, APM - Administered price mechanism, OIL – Oil India Ltd, ONGC – Oil % Natural Gas Corporation

ATGL's Offerings

- ✓ 24X7 continuous supply
- ✓ Quick Service
- ✓ Response to Customers

- ✓ Regular Safety Checks
- ✓ Safe, clean and green supply chain




Domestic

Gradual Penetration like electricity, but once done, remains forever

Key Features

- Natural Gas is safer than LPG
- No storage requirements
- Space saving in kitchen
- No need for regulators' change
- Safe and clean operations



MSME

Penetration is fast but the pricing of gas and its adaptability are main challenges

Key Features

- No storage requirements
- Zero carbon supply chain
- Push for gas based economy by government (compelled)
- Good companies with ESG in focus (willing to adapt)



Commercial

Penetration is gradual along with Domestic connection

Key Features

- No requirement of LPG Bank
- Hence, no reticulation of pipelines (hazardous)
- Use first and pay later (billing cycles)
- Storage space is saved
- Continuous supply of fuel



CNG

Large savings against Petrol & Diesel

Key Features

- Economical
- Wider availability
- Bouquet of CNG variants

Once converted to Natural Gas ,the consumer becomes Steady and Sustainable over a long period of time.

My Adani Gas App : 360° Digitalization for Consumers

adani Gas

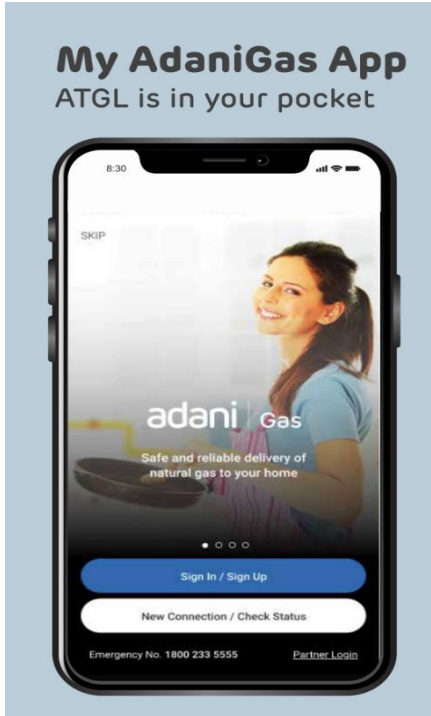
FIRST CGD IN INDIA TO UTILIZE CLOUD-BASED SAP INTEGRATED

Features

- Multilingual support - Gujarati/Hindi/English
- Automated responses to customers' calls
- Direct Data availability from the SAP system
- Self-help for customers
- Customer Friendly and Simple support system
- Faster resolution of customer query
- Solution on the fingertips
- Auto generation of Complaint/ Request and Query

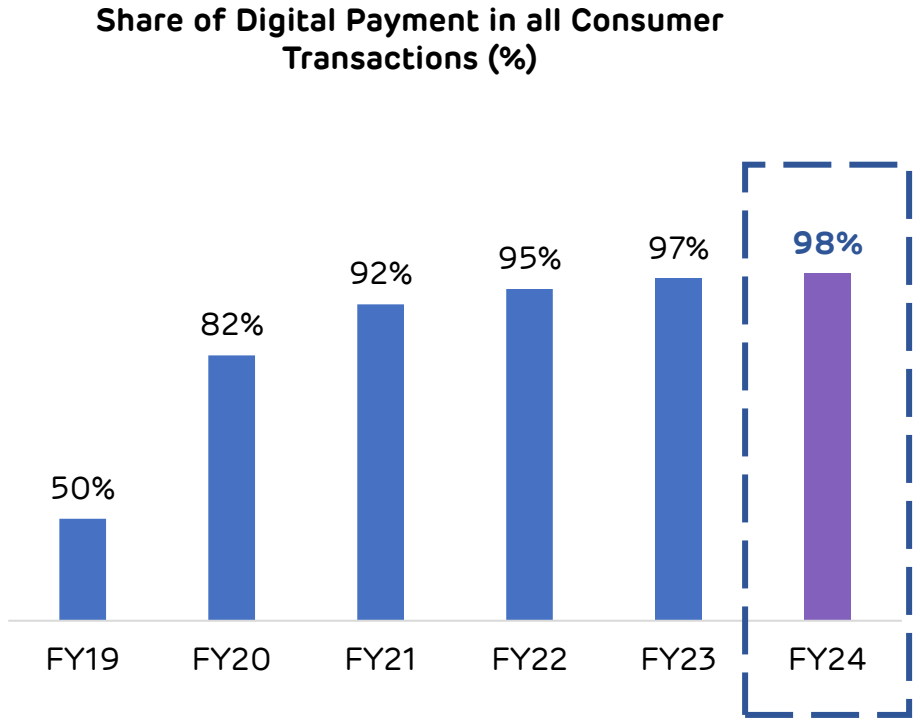
Call Addressed by IVRS

- 17% of the total calls are addressed by IVRS.
- Avg. calls handled by IVRS: 12K calls/month



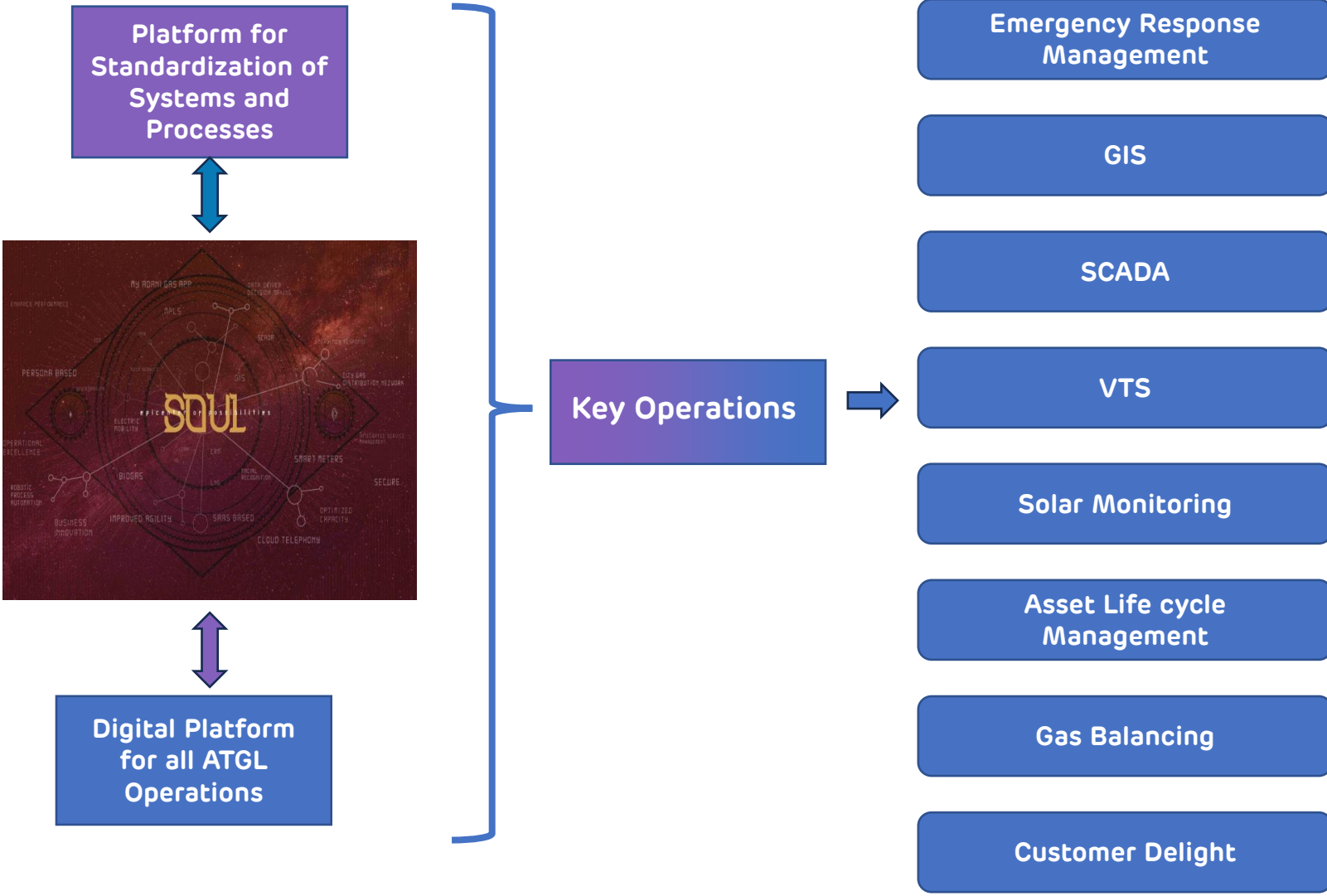
Available in Hindi | English & Gujarati

24 x 7 Customer Support



Significant growth in the share of Digital Transactions on back of various consumer focused initiatives

Committed to Consumer Delightfulness



Fuelling Growth Digitally

VTS – Vehicle Tracking System
GIS – Geographic Information System

03

New Businesses

Adani TotalEnergies E-Mobility Limited (ATEL)

Strategy & Focus

Plan to set up over 3000 charging points with a Mix of B2B and B2C Segment catering to all segments of EV Charging Options

Network Portfolio (As on 31-Dec-2023)

606 Charge Points

14 States

~9 MW
Installed Capacity

1040+ Charge Points
under construction

Additional **1040+ EV** charging points are under various stages of covering construction which various EV fleets companies, Govt. Authorities, various tourism departments municipal corporations etc.

With these EV network will be spread across **23 states, 217 cities**

Key Strategic Partnerships



E-charging solutions at Educational Institutes



e-coach Charging Solution



Large Fleet Hubs (150+)



Wayside Amenities



e-buses at Airport Airside



Airport Cabs Charging Solution



Smart People, Smart Choice

Airport Cabs Charging Solution



Charging Hub Across the City

Adani TotalEnergies Biomass Limited (ATBL)

Barsana Bio Plant – Non-MSW

ATBL commissioned Phase-1 (225 TPD), India's one of the largest Biomass project Bio Plant, at Barsana, Uttar Pradesh on 31st March 2024)

- Cow dung 150 Tons per day is being sourced from the largest cow shelter (60m000 Cows) in India managed by Shri Mataji Gaushala
- ATBL has secured **Rice Straw** at multiple warehouses
- ATBL has secured **Press Mud** tender from Palwal Sugar Mill for 10,000 Tons which will be delivered on requirement basis.



Adani TotalEnergies Biomass Limited (ATBL)

Municipal Solid Waste Projects

Ahmedabad Municipal Corporation

- In September 2023, ATGL has been awarded by AMC to Design Build Finance & Operate 500 TBD Bio-CNG Plant in Ahmedabad

Municipal Solid Waste to CBG

CBG Plant, Ahmedabad	
Plant Capacity	500 Ton Per Day of Feed Processing
Output Capacity	~16,000 Kg per Day (Compressed Biogas)
Primary Biomass	Municipal Solid Waste
Expected COD	FY 2026

Rajkot Municipal Corporation

- In February 2024, ATBL has been awarded by Rajkot Municipal Corporation to Design Build Finance & Operate 250 TBD Bio-CNG Plant in Rajkot, Gujarat

Municipal Solid Waste to CBG

CBG Plant, Rajkot	
Plant Capacity	250 Ton Per Day of Feed Processing
Output Capacity	~8,000 Kg per Day (Compressed Biogas)
Primary Biomass	Municipal Solid Waste
Expected COD	FY 2026


04

ATGL – Operational and Financial Performance – 12M & Q4FY24

Operational and Financial Highlights –FY24 – Y-o-Y

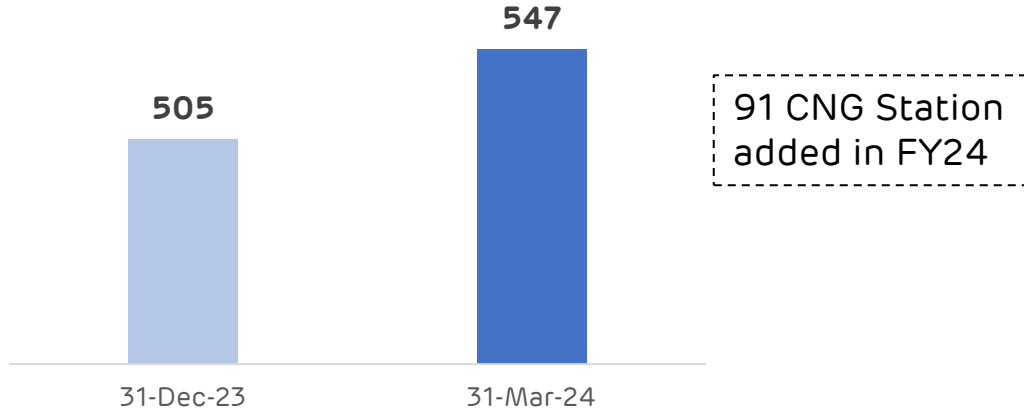
CGD - Operational Highlights

- CNG Stations increased to 547, Added 91 CNG stations, with 108 being CODO/DODO stations
- Steel pipeline network increased to ~ 12,023 inch-km
- 8.20 Lakh PNG Home Connection, ~1.16 lakh homes connected to PNG
- PNG Commercial & Industrial connection Customers increased to 8,331




Infrastructure Update : As on 31 March 2024

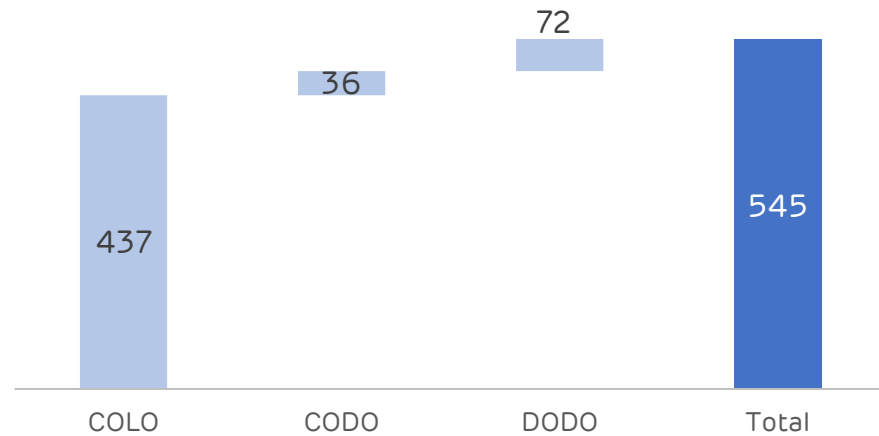
CNG Stations



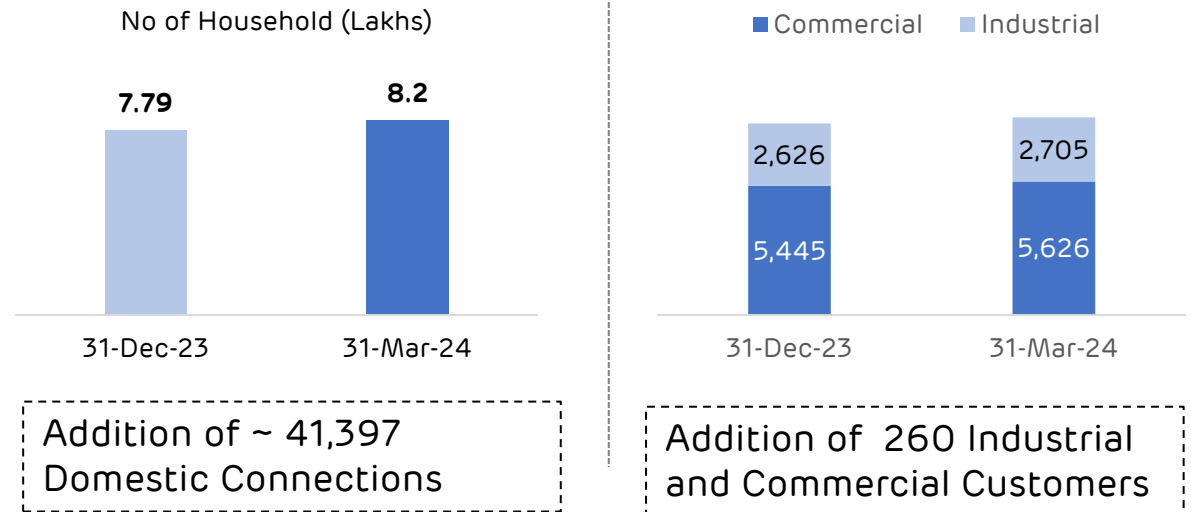
Steel Network in Inch-Km



Break up of CNG Stations

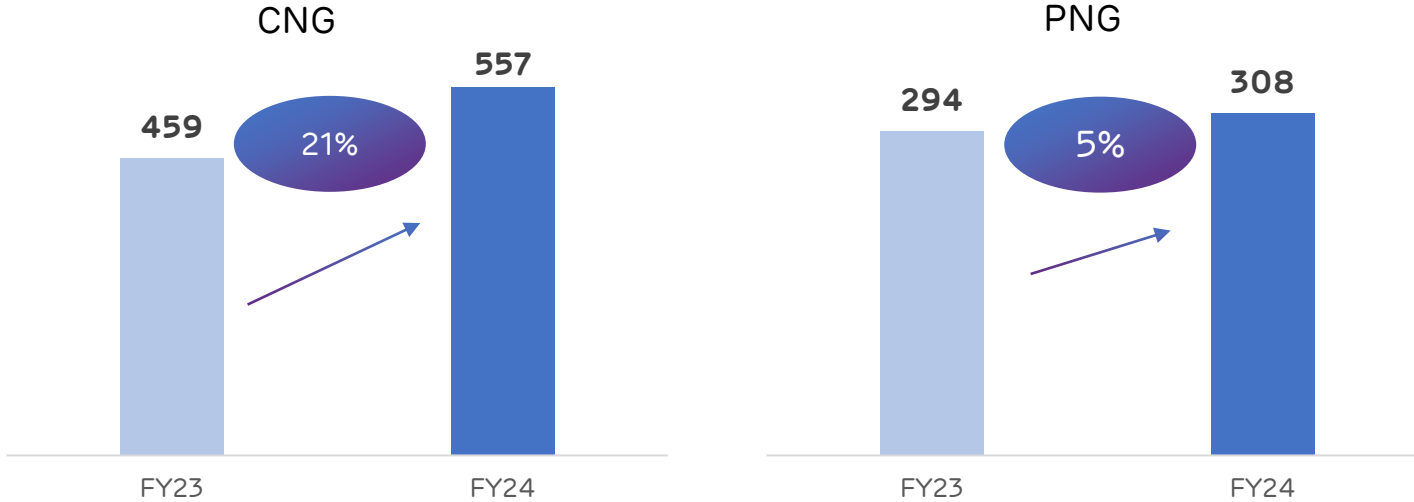


PNG Connections



Volume & Gas Sourcing –FY24 - Y-o-Y

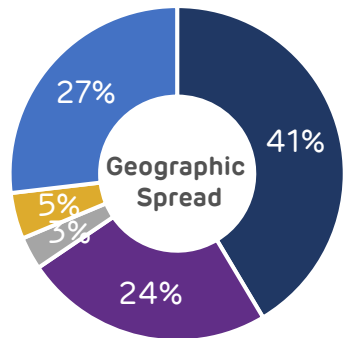
Volume in MMSCM



CNG Volume has increased by 21% Y-o-Y on account of CNG network expansion across multiple GAs

With recovery of Industrial Volume and addition of new Domestic & Commercial connection, PNG Volume increased by 5%

Geographic Spread



Increase of New GAs volume mix to 27% in FY24 from 22% in FY23

■ Ahmedabad ■ Faridabad ■ Vadodara ■ Khurja ■ New GAs

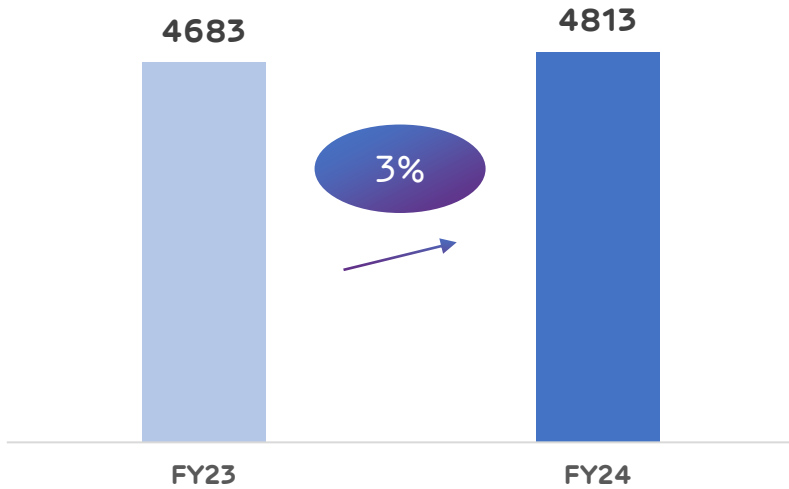
Gas Sourcing Update

- Portfolio diversification and Recalibration through long term agreements:
 - ❖ 5 Year RIL HPHT contract w.e.f. April 2023
 - ❖ 4 Year RIL HPHT contract w.e.f. Dec 2023
 - ❖ 3 Year GAIL HH contract w.e.f. January 2024
- HPHT price has reduced significantly to \$9.96/MMBTU w.e.f. 1st October 2023
- On account of higher CGD demand, there has been shortfall of ~20% in APM gas in FY24
- The shortfall of APM is being mitigated by competitively priced HPHT gas in ATGL portfolio

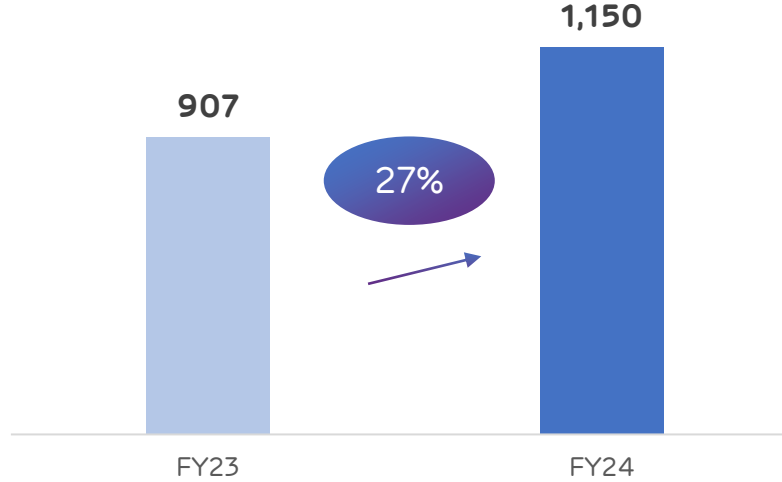
Key Financials -FY24 - Y-o-Y

All Fig in INR Crs

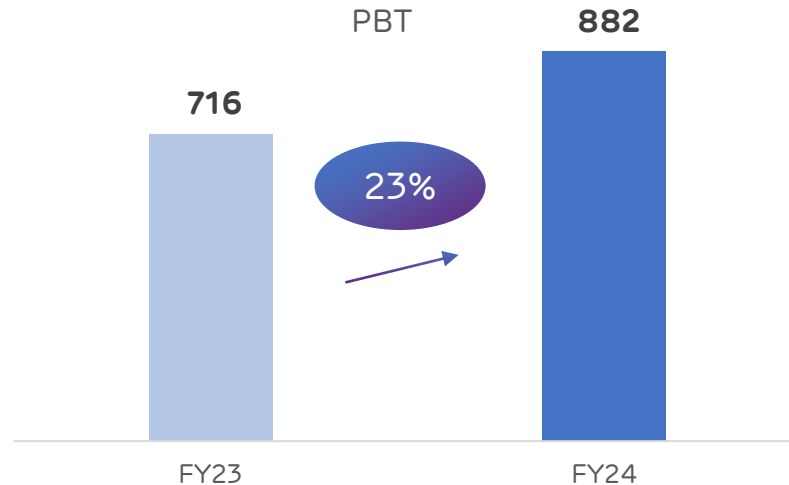
Revenue From Operations



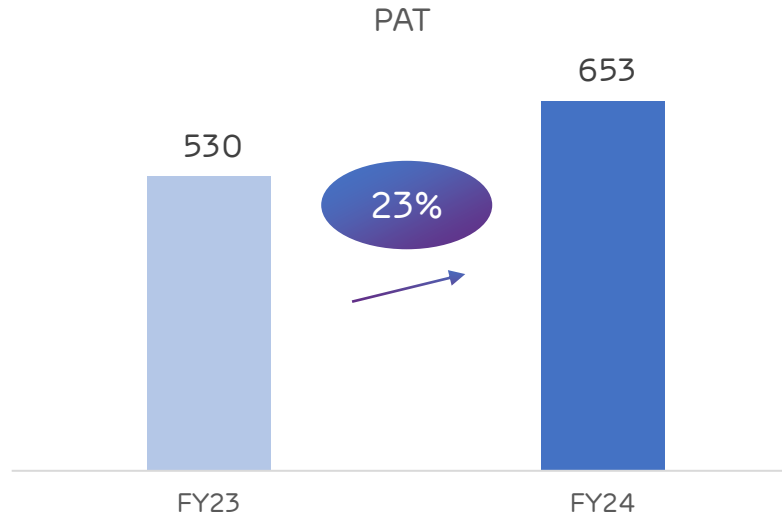
EBITDA



PBT



PAT

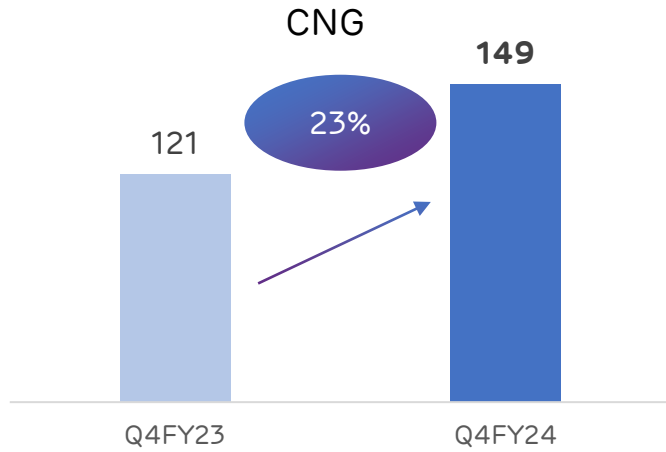


Y-o-Y Comparison

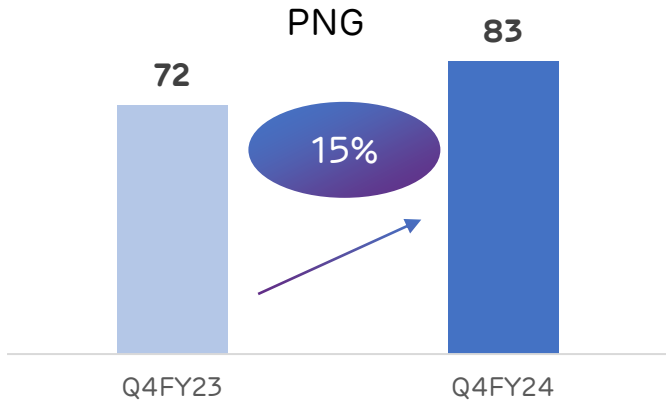
- Although the overall volume has increased by 15% Y-o-Y, Revenue from operations has increased by 3% due to reduction in gas cost by 6% due to reduction in price of APM gas along with efficient gas sourcing which helped ATGL to pass on the benefit to consumers which resulted into lower sales price and better price proposition.
- EBITDA has increased by **27% Y-o-Y** on account of higher volume and opex optimization
- PBT and PAT increased by **23% Y-o-Y**

Volume & Financials –Q4FY24 - Y-o-Y

Volume in MMSCM

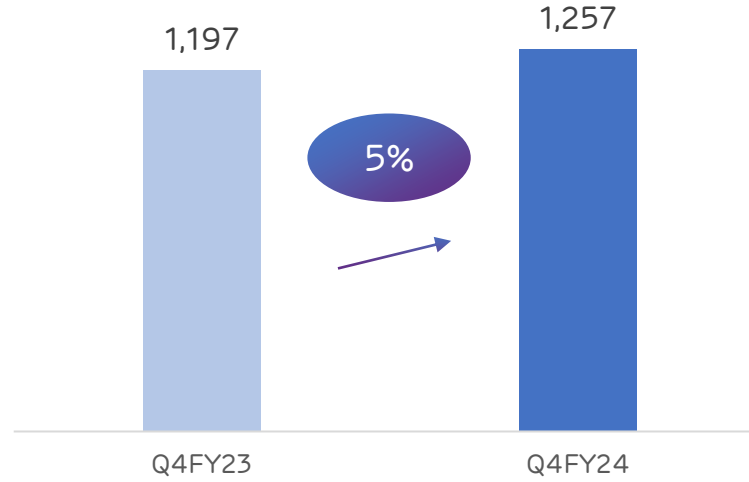


CNG Volume has increased by 23% Y-o-Y on account of CNG network expansion across multiple Geographic Areas

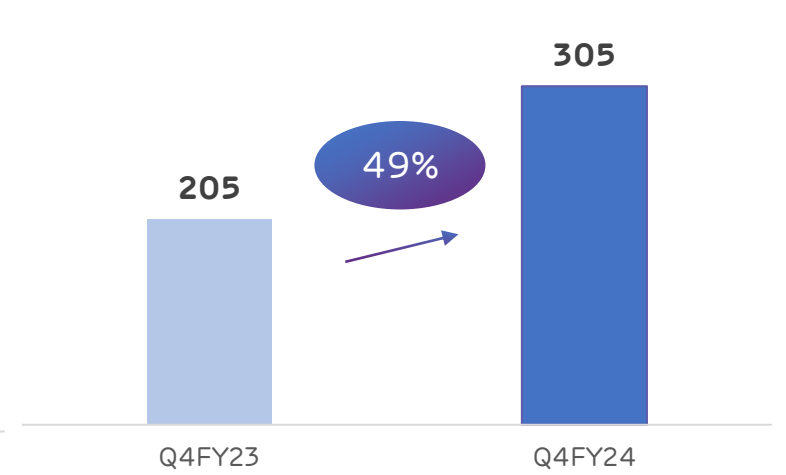


PNG Volume has increased by 15% Y-o-Y mainly due to recovery in PNG industrial volume and addition of new Domestic and Industrial

Revenue From Operations

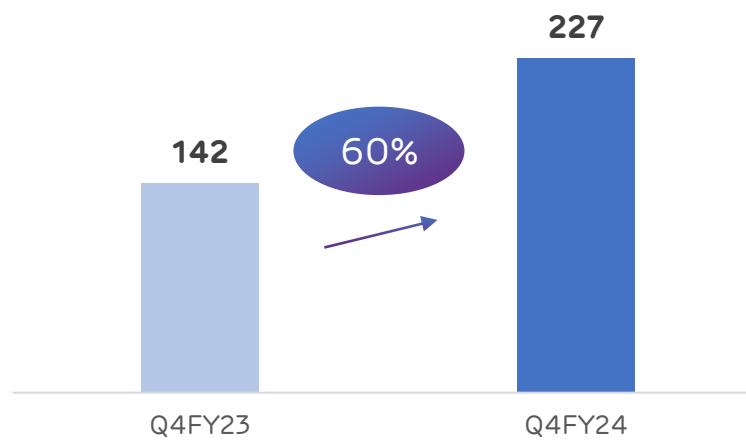


EBITDA

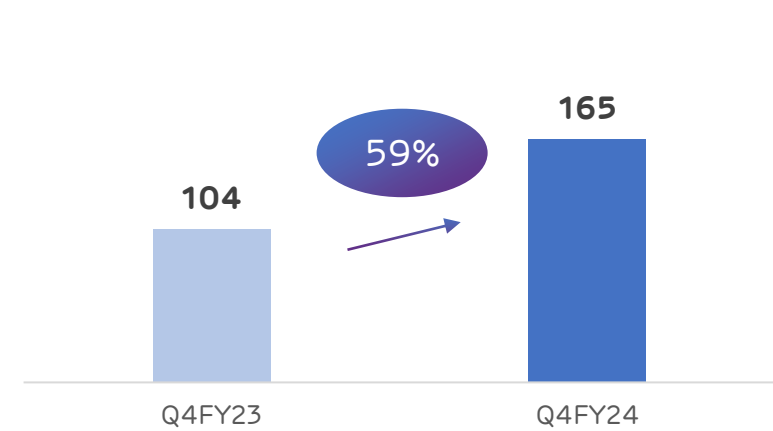


All Fig in INR Crs

PBT



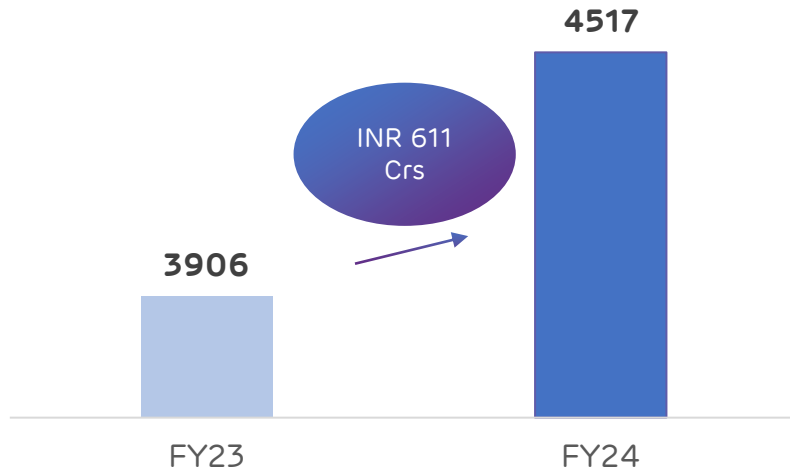
PBT



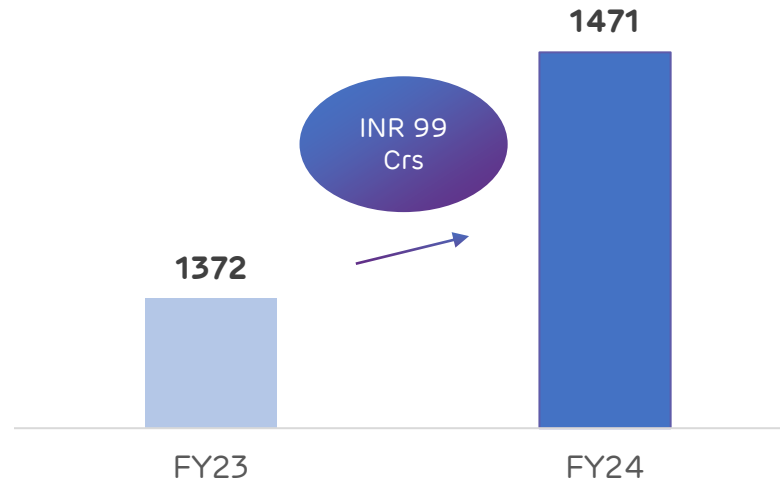
Key Financials -FY24 - Y-o-Y

All Fig in INR Crs

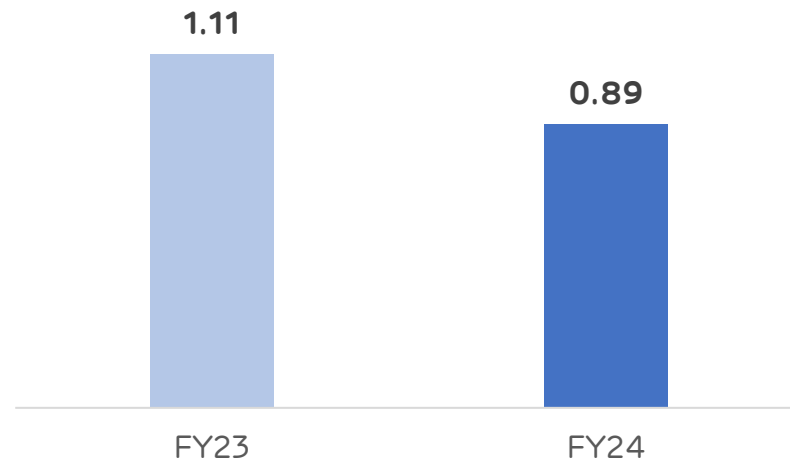
Net Fixed Assets



Gross Debt



Net Debt to EBITDA



Debt to Equity

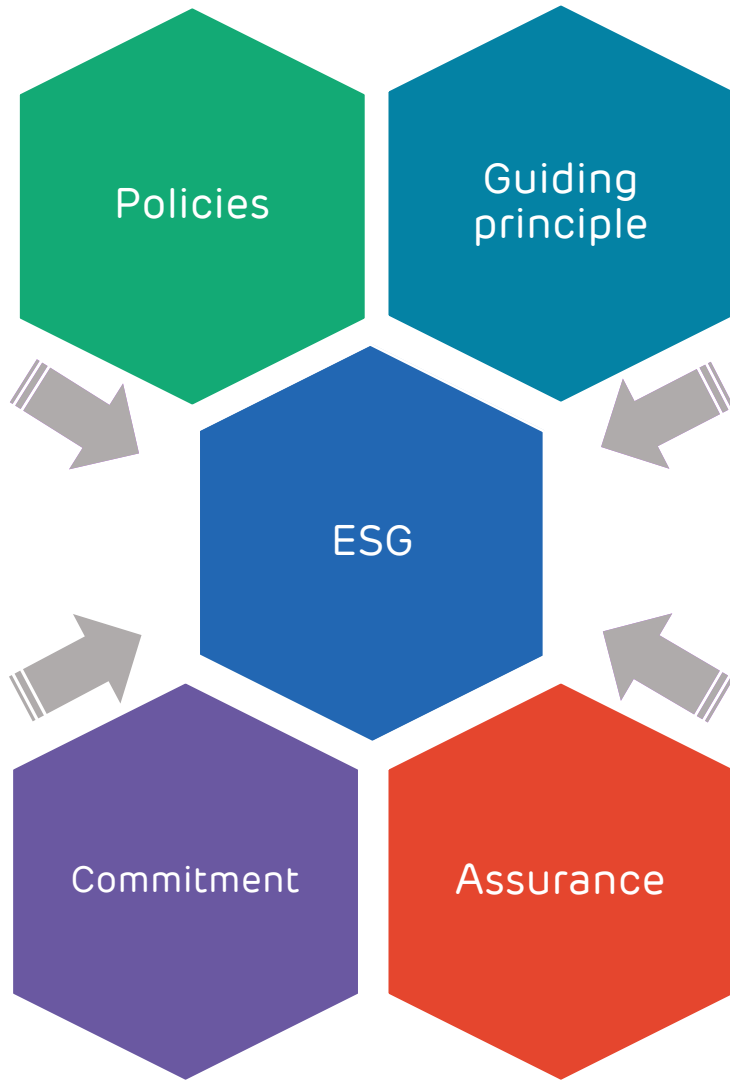


- ATGL continues to grow its infrastructure asset base and has added over **INR 611 Crs** to **INR 4517 Crs** while debt has increased by only **INR 99 Crs**
- Debt to Net Fixed Assets at **0.33x**
- ATGL has a Healthy Balance Sheet with Net Debt-to-Equity ratio at **0.41x** and Net Debt to EBITDA is at **0.89x**
- ATGL rating has been reaffirmed at **AA-** by **ICRA** with change in outlook to stable from negative.

05

ESG Framework & Sustainability Update – FY24

ATGL -Embarking towards Robust ESG Framework



Guiding principles

- United Nations Global Compact
- TCFD

- Sustainable Development Goals
- SBTi

- GRI Standards
- CDP disclosure

Policy Driven Governance

- E**
 - Environment Policy
 - Environment Management System
- S**
 - Guidelines on Human Rights
 - Corporate Social Responsibility Policy
 - Occupational Health and Safety Policy
- G**
 - Code of Conduct Policy
 - Board Diversity Policy
 - Related Party Transaction
 - Whistle Blower Policy

Focus Areas (UNSDG)

- GHG emission reduction
- Occupational Health & Safety
- Resource Conservation
- Local Procurement
- Stakeholder management
- Learning & Development
- Land use & Biodiversity

Our Commitment

- Solarizing of all our assets (Offices/CGS/CNG Station)
- Water conservation- Rain-water harvesting
- Replace Diesel run Cascade LCV/HCV to CNG
- Develop a Low Carbon Society – Forestation and educate the community
- Paper less billing - Help the environment by saving trees - Implemented

Plantation drive

adani Foundation adani Gas

Revival of Roots

A combined initiative by Adani Foundation & Adani Total Gas Limited in Collaboration with Manas Reserve Forest Part-II

Sowing seeds, Nurturing forests
50000 Trees Planted,
 Committed to Planting

100

MILLION trees by 2030

Dholpani Block of Chirang reserve forest under Chirang division, Udalguri & Gwbwrki area, Kajalgaon Assam

Key ESG Initiatives/Achievements

UN SDGs



Climate Action Program Award - Committed



Total 900 KWp
(1.25 mn units / yr.)



Rated with **"B"** under **CDP – Climate change**



3376 km covered for methane leak detection & Repair

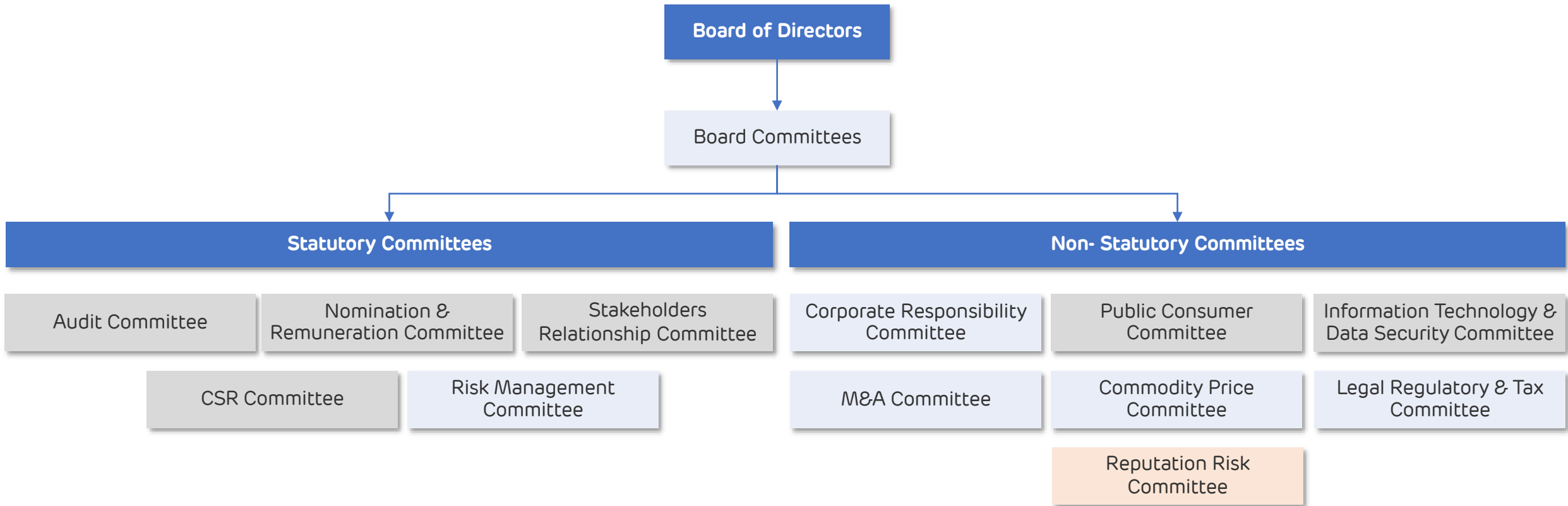


Ranked **13th** under Gas utilities with **80 percentile**




15000+ Students trained under Greenmosphere program







- ✓ 2 nominee directors from Adani Group & Total Energies and 1 Executive Director (CEO)
- ✓ 11 Out of 12 Committees is being chaired by Independent director
- ✓ 6 Out of 12 Committees has 100% Independent Directors



Denotes 100% Independent Director Committee



Chaired by Independent Director



Chaired by Non-Executive Director

*Sub-Committee of Risk Management Committee



**Outstanding
Commitment in
Road Safety by
Corporates
FICCI**

**Corporate office
awarded with
IGBC "Gold"
Certification**



**Golden Peacock
award for HR
Excellence**

**Climate Action
Program –
Committed
By CII**

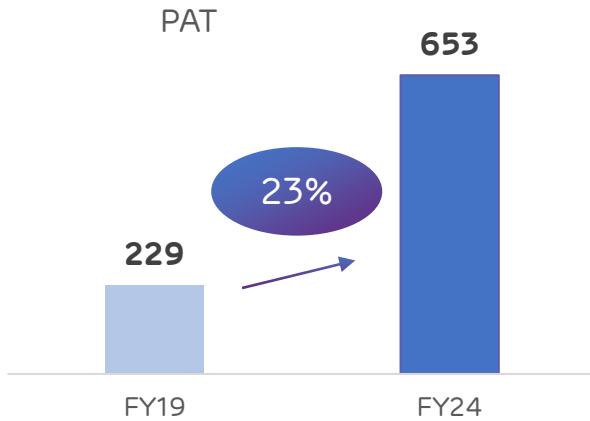
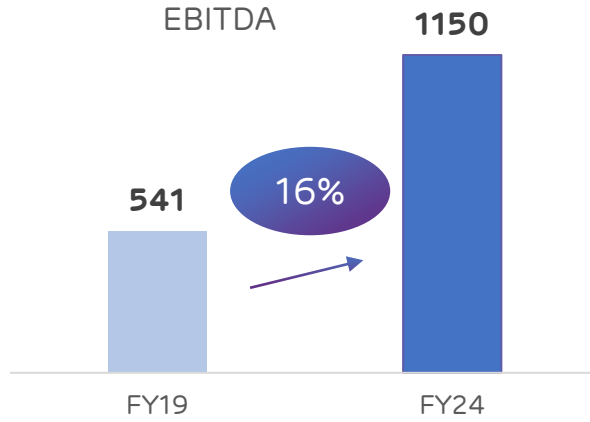


06

Rationale for Investment

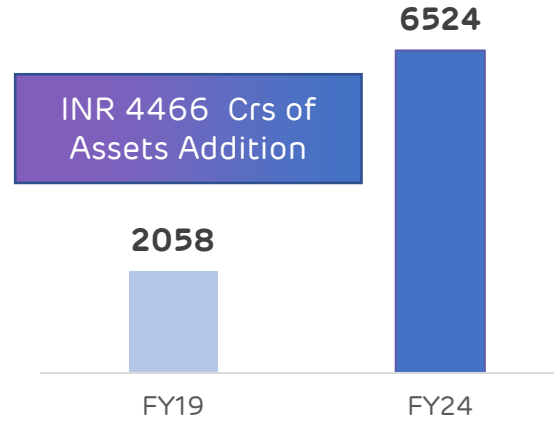
ATGL : Strong Growth with Financial Discipline

All Fig in INR Crs except ratios

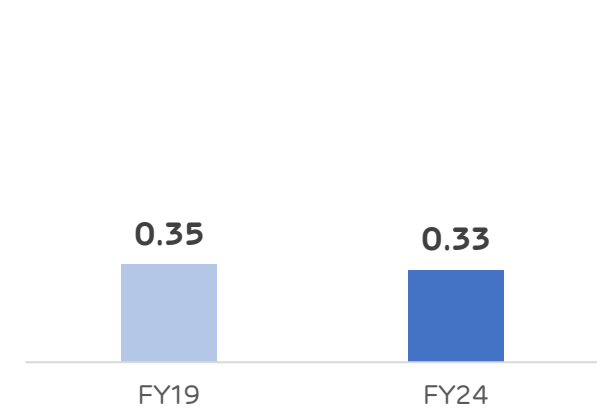


Strong Operational Performance has led EBITDA growth of 16% CAGR and PAT of 23% CAGR

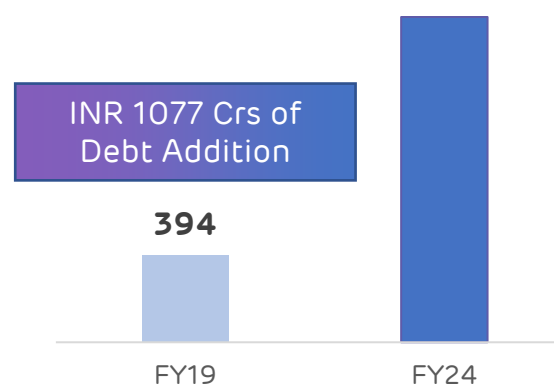
Total Assets



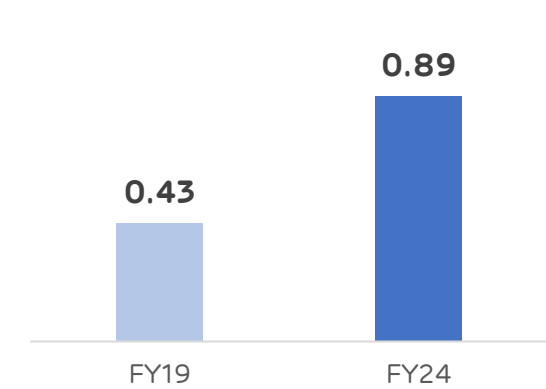
Gross Debt to Net Fixed Assets



Gross Debt



Net Debt to EBITDA



ATGL continues to have strong Balance sheet and follows robust financial prudence and has Net Debt to EBITDA ratio of 0.89x and Gross Debt to Fixed Assets at 33% which implies that assets are backed by lower leverage



1. 50:50 JV between ATGL & Indian Oil Corporation Ltd. (IOAGPL) operates 19 GAs; 2. TotalEnergies Holdings SAS, worlds second largest LNG private player acquired 37.4% stake in ATGL in Feb-2020.

GAs: Geographical Areas; JV: Joint Venture; CGD: City Gas Distribution; SCADA: Supervisory control and data acquisition; CNG: Compressed Natural Gas; O&M: Operations & Maintenance; mmscmd: Million Metric Standard Cubic Meters per Day; PNG: Piped Natural Gas; ESG: Environmental, Social & Governance; HH: Households; I&C: Industrial and commercial units



Adani Total Gas : One of the Largest CGD player poised to leverage growth opportunity

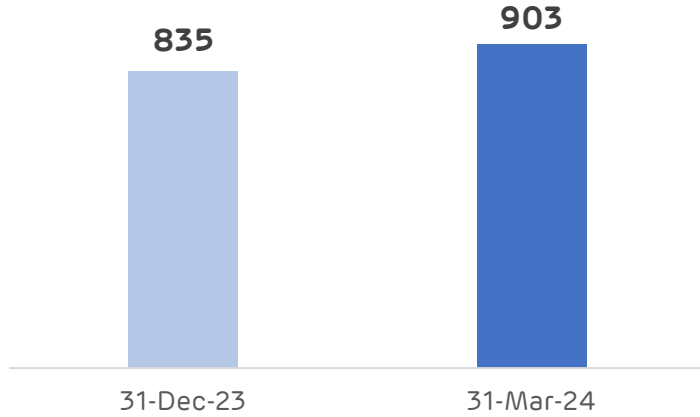
The Ten-Fold Approach will Strengthen the Company's preparedness to address opportunities with de-risked speed

Building a Better Tomorrow through Expanding our Horizons to provide wider and Cleaner Energy to our consumers

Annexure

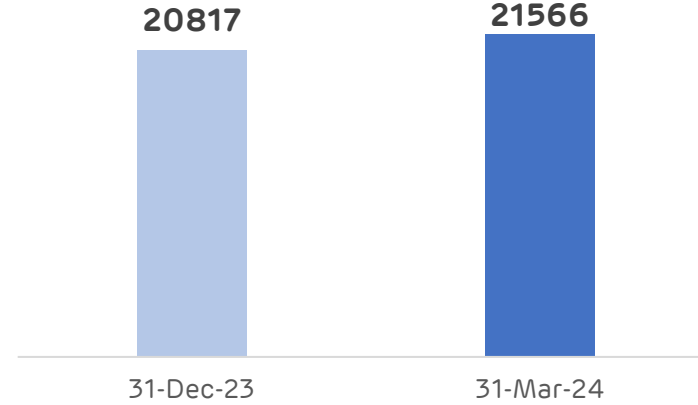
Infrastructure Update - incl. JV – IOAGPL : As on 31 Mar 2024

CNG Stations



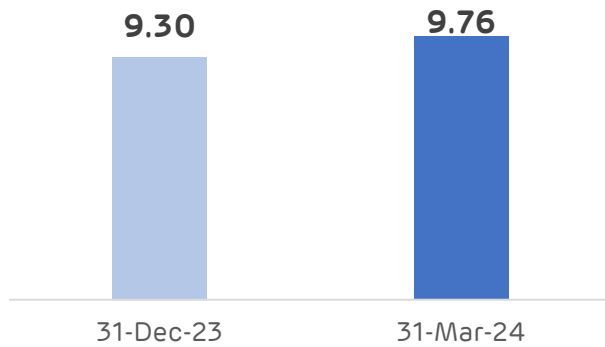
170 New CNG stations added in FY24

Steel Network in Inch-Km



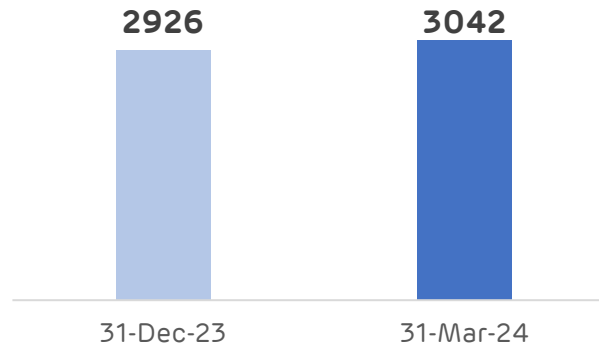
PNG Connections

No of Households (Lakhs)



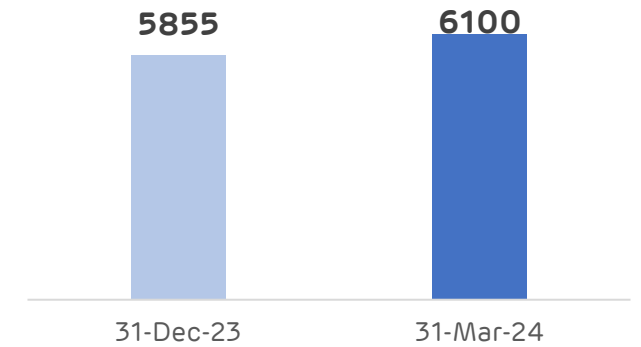
Addition of ~ 46K Domestic Connections in Q4 and 1.31 lakh in FY24

No of Industrial Connections



Addition of 116 Industrial Customers in Q4FY24

No of Commercial Connections



Addition of 245 Commercial Customers in Q4FY24

ATGL Key Financials : Income Statement Summary – Standalone (INR Cr)

Particulars	Quarter Ended			Year Ended	
	31-Mar-24	31-Dec-23	31-Mar-23	31-Mar-24	31-Mar-23
Revenue from Operations	1257	1243	1197	4813	4683
Cost of good sold	797	824	891	3188	3392
Operating & other expenses	172	131	111	522	421
Total Expenditure	969	955	1002	3710	3813
Op. EBIDTA	289	288	195	1104	870
Other Income	16	13	10	47	37
EBIDTA	305	301	205	1150	907
Interest Expenses	29	31	32	111	79
Depreciation & Amortization Expenses	49	38	31	157	113
Profit Before Tax	227	231	142	882	716
Total tax expense	61	59	38	229	186
Profit After Tax	165	172	104	653	530
Earning Per Share (In Rs.)	1.50	1.57	0.95	5.94	4.82

ATGL Key Financials : Income Statement Summary – Consolidated (INR Cr)

Particulars	Quarter Ended			Year Ended	
	31-Mar-24	31-Dec-23	31-Mar-23	31-Mar-24	31-Mar-23
Revenue from Operations	1258	1244	1197	4816	4683
Cost of goods sold	797	824	891	3190	3392
Operating & other expenses	173	132	112	523	422
Total Expenditure	970	956	1002	3713	3814
Op.EBIDTA	288	288	195	1104	870
Other Income	15	12	9	44	37
EBIDTA	303	300	205	1148	907
Interest Expenses	29	31	32	111	78
Depreciation & Amortisation Expenses	49	39	31	158	113
PBT before share of profit from joint ventures	225	230	142	878	715
Share in Profit/ (Loss) from Joint Venture	4.2	5.4	(6.0)	17.9	17.4
Profit Before Tax	229	236	136	896	733
Total tax expense	61	59	38	229	186
Profit After Tax (Consolidated)	168	177	98	668	546
Earning Per Share (In Rs.)	1.53	1.61	0.89	6.07	4.97

ATGL GAS

S.No.	Geographical Area	State
1	Ahmedabad City and Daskroi Area	Gujarat
2	Vadodara (part)	Gujarat
3	Surendranagar (EAAA)	Gujarat
4	Barwala & Ranpur Talukas	Gujarat
5	Navsari (EAAA) , Surat (EAAA), Tapi (EAAA) & the Dangs	Gujarat
6	Kheda (EAAA) & Mahisagar	Gujarat
7	Porbandar	Gujarat
8	Burhanpur, Khandwa, Khargone and Harda districts	Madhya Pradesh
9	Alirajpur, Nandurbar and Barwani districts	Maharashtra and Madhya Pradesh
10	Akola, Hingoli and Washim districts	Maharashtra
11	Balasore, Bhadrak & Mayurbhanj	Odisha
11	Amravati and Yavatmal districts	Maharashtra
12	Bhandara, Gondiya and Garchiroli districts	Maharashtra
13	Chittorgarh (Other than Rawatbhata) & Udaipur Districts	Rajasthan
14	Bilwara & Bundi Districts	Rajasthan
15	Nuh & Palwal	Haryana
16	Bhiwani, Charkhi Dadri & Mahendragarh Districts	Haryana
17	Faridabad	Haryana
18	Khurja	Uttar Pradesh
19	Jhansi (EAAA), Bhind, Jalaun, Lalitpur and Datia	Uttar Pradesh, Madhya Pradesh
20	Tikamgarh, Niwari, Chattarpur and Panna districts	Madhya Pradesh
21	Anuppur, Bilaspur and Korba	Madhya Pradesh, Chhattisgarh
22	Gumla, Latehar, Lohardaga, Simdega, Garhwa and Khunti districts	Jharkhand
23	Jashpur, Raigarh, Janjgir-Champa and Mahasamund districts	Chhattisgarh
24	Mungeli, Bemetara, Durg, Balod and Dhamtari districts	Chhattisgarh
25	Kabirdham, Raj Nandgaon and Kanker districts	Chhattisgarh
26	Kokrajhar, Dhubri, South SalmaraMankachar and Goalpara districts	Assam
27	Baksa, Barpeta, Bongaigaon, Chirang, Nalbari and Bajali districts	Assam
28	Nagaon, Morigaon, Hojai, Karbi Anglong and West Karbi Anglong districts	Assam
29	Koraput, Malkangiri, and Nabarangpur districts	Odisha
31	Cuddalore, Nagapatinam & Tiruvarur Districts	Tamil Nadu
32	Tiruppur District	Tamil Nadu
33	Udupi District	Karnataka

IOAGPL GAS

S.No.	Geographical Area	State
1	Panchkula (EAAA), Sirmaur Districts, Shimla & Solan (EAAA) District	Haryana
2	Chandigarh	Chandigarh
3	Udham Singh Nagar	Uttarakhand
4	Panipat	Haryana
5	Allahabad (EAAA), Bhadohi & Kausambi Districts	Uttar Pradesh
6	Prayagraj	Uttar Pradesh
7	Bulandshahr (EAAA), Aligarh & Hathras Districts	Uttar Pradesh
8	Bulandshahr (Part)	Uttar Pradesh
9	Jaunpur and Ghazipur Districts	Uttar Pradesh
10	Gaya & Nalanda Districts	Bihar
11	Burdwan District	West Bengal
12	Dharwad	Karnataka
13	South Goa	Goa
14	Daman	Daman & Diu
15	Ernakulum	Kerala
16	Kozhikode & wayanad Districts	Kerala
17	Malappuram Districts	Kerala
18	Kannur, Kasargod & Mahe Districts	Kerala
19	Palakkad & Thrissur Districts	Kerala

Certain statements made in this presentation may not be based on historical information or facts and may be "forward-looking statements," including those relating to general business plans and strategy of Adani Total Gas Limited ("ATGL"), its future outlook and growth prospects, and future developments in its businesses and competitive and regulatory environment, and statements which contain words or phrases such as 'will', 'expected to', etc., or similar expressions or variations of such expressions. Actual results may differ materially from these forward-looking statements due to a number of factors, including future changes or developments in its business, its competitive environment, its ability to implement its strategies and initiatives and respond to technological changes and political, economic, regulatory and social conditions in India. This presentation does not constitute a prospectus, offering circular or offering memorandum or an offer, or a solicitation of any offer, to purchase or sell, any shares and should not be considered as a recommendation that any investor should subscribe for or purchase any of ATGL's shares. Neither this presentation nor any other documentation or information (or any part thereof) delivered or supplied under or in relation to the shares shall be deemed to constitute an offer of or an invitation by or on behalf of ATGL. ATGL, as such, makes no representation or warranty, express or implied, as to, and does not accept any responsibility or liability with respect to, the fairness, accuracy, completeness or correctness of any information or opinions contained herein. The information contained in this presentation, unless otherwise specified is only current as of the date of this presentation.

ATGL assumes no responsibility to publicly amend, modify or revise any forward-looking statements, on the basis of any subsequent development, information or events, or otherwise. Unless otherwise stated in this document, the information contained herein is based on management information and estimates. The information contained herein is subject to change without notice and past performance is not indicative of future results. ATGL may alter, modify or otherwise change in any manner the content of this presentation, without obligation to notify any person of such revision or changes. No person is authorized to give any information or to make any representation not contained in and not consistent with this presentation and, if given or made, such information or representation must not be relied upon as having been authorized by or on behalf of ATGL. This presentation is strictly confidential. This presentation does not constitute an offer or invitation to purchase or subscribe for any securities in any jurisdiction, including the United States. No part of its should form the basis of or be relied upon in connection with any investment decision or any contract or commitment to purchase or subscribe for any securities. None of our securities may be offered or sold in the United States, without registration under the U.S. Securities Act of 1933, as amended, or pursuant to an exemption from registration therefrom. This presentation is confidential and may not be copied or disseminated, in whole or in part, and in any manner. This presentation contains translations of certain Rupees amounts into U.S. dollar amounts at specified rates solely for the convenience of the reader.

Investor Relations

[Mr. Priyansh Shah](#)

Investor Relations

Priyansh.shah@Adani.com

+91 79 6624 3054

THANK YOU