

Date: 11.02.2022

To
National Stock Exchange of India Limited
Exchange Plaza, Bandra Kurla Complex,
Bandra(E),
Mumbai -400051
NSE Symbol- DATAPATTNS

To
BSE Limited
25th Floor, P.J. Towers,
Dalal Street,
Mumbai- 400 001
Company Code: 543428

Sub: Investor's Presentation

Dear Sir/Madam,

In pursuance to Regulation 30 of SEBI (Listing Obligations and Disclosure Requirements) Regulations, 2015, please find enclosed herewith investor presentation for scheduled on 14th February, 2022.

A copy of the said presentation is also being uploaded on the Company's website.

Thanking You

For **Data Patterns (India) Limited**



Manvi Bhasin
Company Secretary and Compliance Officer



Encl as above



DATA PATTERNS

Data Patterns (India) Limited Investor Presentation

February 2022

Disclaimer

This presentation and the accompanying slides (the “Presentation”), which have been prepared by Data Patterns (India) Limited (the “Company”) solely for the information purposes and do not constitute any offer, recommendation or invitation to purchase or subscribe for any securities and shall not form the basis or be relied on in connection with any contract or binding commitment whatsoever.

Certain statements in this presentation concerning our future growth prospects are forward looking statements which involve a number of risks and uncertainties that could cause actual results to differ materially from those in such forward-looking statements. The Risk and uncertainties relating to the statements include, but are not limited to, risks and uncertainties regarding fiscal policy, competition, inflationary pressures and general economic conditions affecting demand / supply and price conditions in domestic and international markets. The company does not undertake to update any forward -looking statement that may be made from time to time by or on behalf of the company.

This Presentation has been prepared by the Company based on information and data which the Company considers reliable. This Presentation may not be all inclusive and may not contain all of the information that you may consider material. Any liability in respect of the contents of, or any omission from, this Presentation is expressly excluded. The Company does not make any promise to update/provide such presentation along with results to be declared in the coming years.



DATA PATTERNS

Corporate Overview

Data Patterns – One of the fastest growing companies in the Defence and Aerospace Electronics sector in India...






















Among the few vertically integrated defence and aerospace electronics solutions providers catering to the indigenously developed defence products industry

<p>1 Vertically integrated defence and aerospace electronics solutions with end to end capabilities and a large addressable market</p>	<p>Defence Aerospace</p>	<p>30+ Years of experience</p>			
<p>2 Focused on in-house development and manufacturing facilities led by innovation and design and development efforts</p>	<p>Design to Delivery</p>	<p>Products supplied for programmes LCA-Tejas, Light Utility Helicopter, BrahMos missile</p>			
<p>3 Beneficiary of shifting procurement trends in Defence – Aatma Nirbhar Bharat , Make in India, new defence acquisition policies among others</p>	<p>TAM of USD 4.65 bn by 2030 growing at CAGR – 9% from 2020*</p>	<p>Increasing indigenization, Domestic defence procurement, Higher share of electronics in warfare</p>			
<p>4 Diversified order book with marquee customers along with state of the art manufacturing facilities</p>	<p>Rs. 1,787 mn CAGR – 40+% Rs. 5,770mn Order book as of Apr'18 Order book as on Dec '21</p>				
<p>5 Experienced management team and skilled workforce</p>	<p>Many senior personnel associated with Company for more than 2 decades</p>	<p>818 employees with more than 500 qualified engineers</p>			
<p>6 Highest Revenue growth, EBIDTA margin, ROCE and ROE (for FY20 & FY21) amongst key Indian defence and aerospace companies</p>	<p>30.71% Revenue CAGR (FY19-FY21)</p>	<p>68.92% Gross Margin% (FY21)</p>	<p>41.75% EBITDA% (FY21)</p>	<p>34.69% RoCE (FY21)</p>	<p>26.75% RoE (FY21)</p>

One of the fastest growing companies in the Defence and Aerospace Electronics sector in India

*addition of market size of specific industries from the DRHP

...Diverse Product Offering

Category	Select Product offerings	Category	Select Product offerings
<p>Commercial off the shelf (COTS)</p> 	<p>COTS modules designed in context of reusable building blocks for building Military Electronics systems with a quick turnaround time</p>    <p><i>VPX Multi core SBC</i> <i>VPX Zynq MPSoC based Quad Core</i> <i>High Density DIU</i></p>	<p>BrahMos Programme</p> 	<ul style="list-style-type: none"> • Fire control systems • Mobile autonomous launcher • Airborne launcher and • Other electronic systems   <p><i>Air Version Launcher for Brahmos Sukhoi-30</i> <i>Missile Checkout System</i></p>
<p>Avionics</p> 	<p>Avionics displays used on :</p> <ul style="list-style-type: none"> • Light Combat Aircraft (“LCA”), • Intermediate Jet Trainers • Light Utility Helicopters (“LUH”)  <p><i>Light Utility Helicopter Cockpit display</i></p>	<p>Electronic Warfare</p> 	<ul style="list-style-type: none"> • Surveillance and intelligence gathering (“SIGINT”) • Further divided into COMINT and ELINT    <p><i>Digital Direction Finder</i> <i>Radar Warning Receiver</i> <i>Airborne Radar Warning Receiver</i></p>
<p>Communications, ATEs and Satellites</p> 	<ul style="list-style-type: none"> • Underwater electronics / Communications / Other Systems • Automated Test Equipment (ATE) • Small and Nano Satellites   <p><i>Oceanography Product</i> <i>Automated Test equipment for INS Shikra</i></p>	<p>Radars</p> 	<p>Surveillance radars Weather radars Coastal Surveillance Radar</p>    

...A De-Risked Business Model

1 Developmental Contracts

DRDO



Defence PSU

Projects leads to Production / Repeat requirements

Programs leads to Annuity requirements

5 Exports / Offsets

Available Products / Systems



Radars, Electronic Warfare, Fire control systems, Avionics, Missile Seekers, Communications, Small satellites

2 MoD Tenders

Available Products / Systems Partnership with OEM



Requirements is for large numbers and longer timeframe

4 Civilian Requirements

Satellites and Wind profile radars



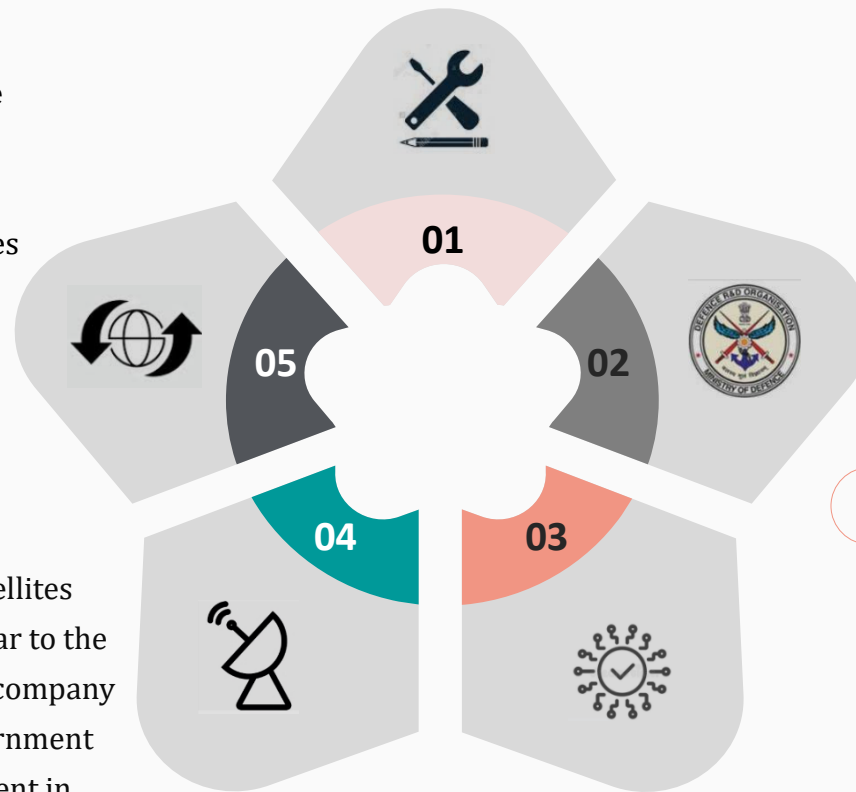
- Ability to build nano satellites
- Wind profile radar similar to the radar developed by our company is now required by government meteorological department in the civilian space

3 Indian Defence Eco-system

Platform / Weapon System Development



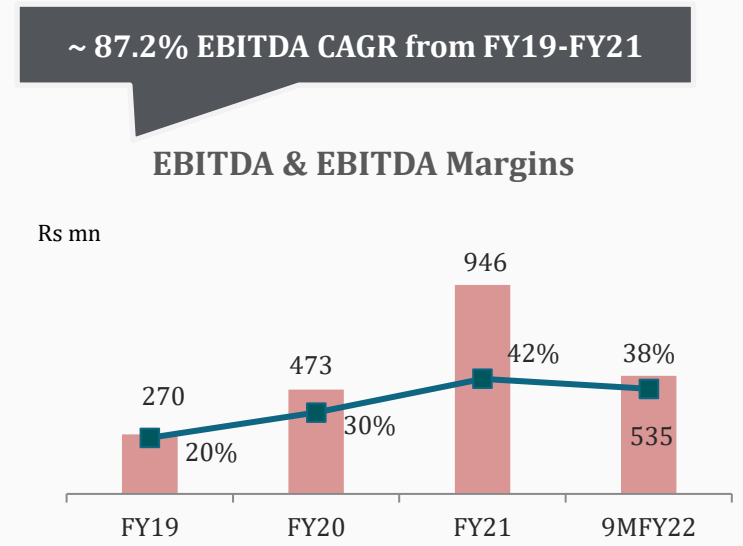
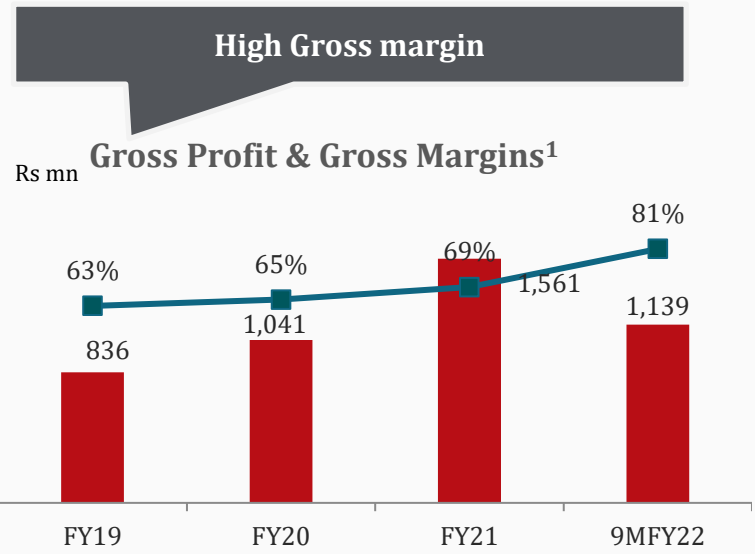
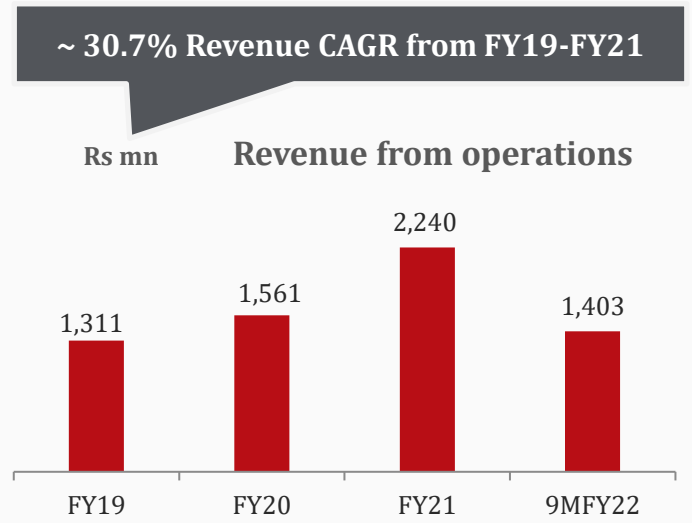
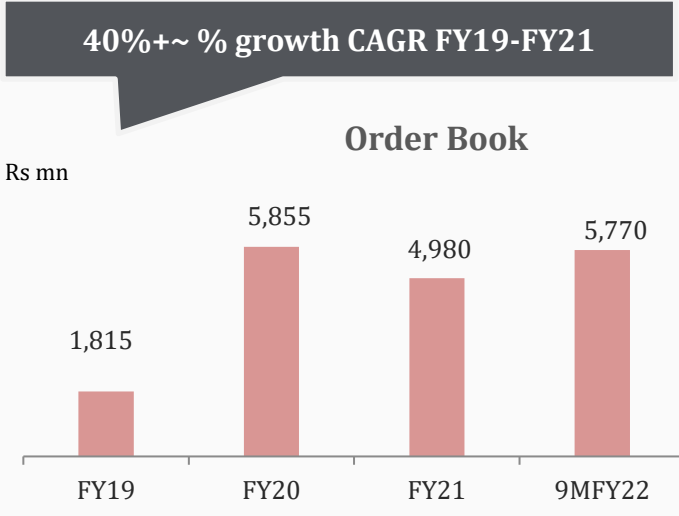
- Develop Sensors, Electronics, Avionics
 - In-house
 - In partnership with OEM



...With a Consistent track record of Profitable Growth

Robust revenue and order book growth

Consistently higher gross margins and improving EBITDA margin%



¹Gross margins have been computed by reducing total income with cost of materials, change in inventory

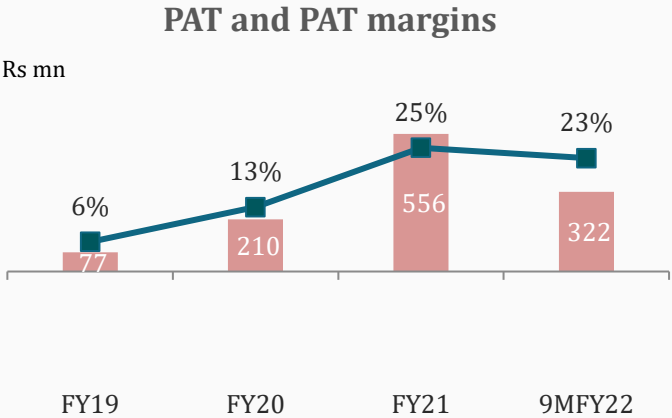
* EBITDA has been calculated as follows - Profit Before tax + Depreciation + Finance Costs; EBITDA margins have been calculated as EBITDA/Total Income



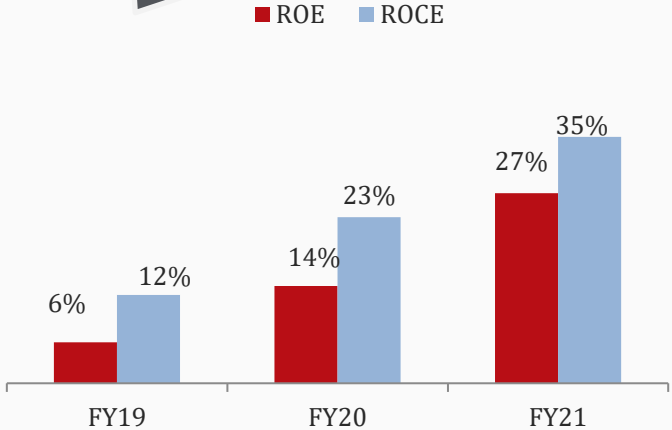
...and Growing Profitability

Improving PAT margins and high ROCE

Improving PAT Margins

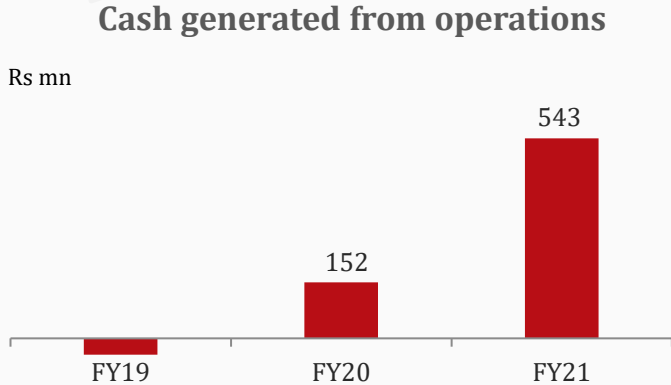


Improving ROE and ROCE

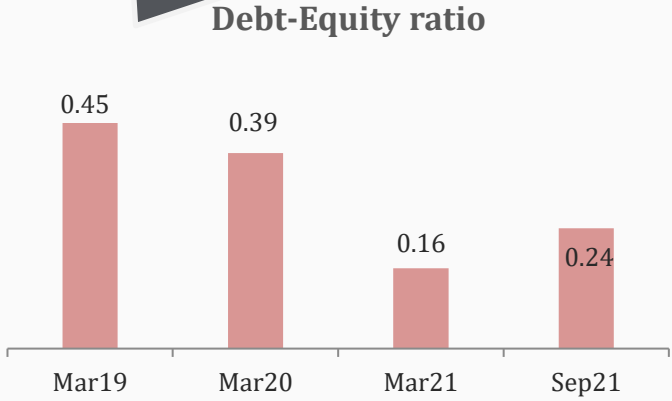


Strong cash flow generation and low leverage

Strong operating cash flow generation

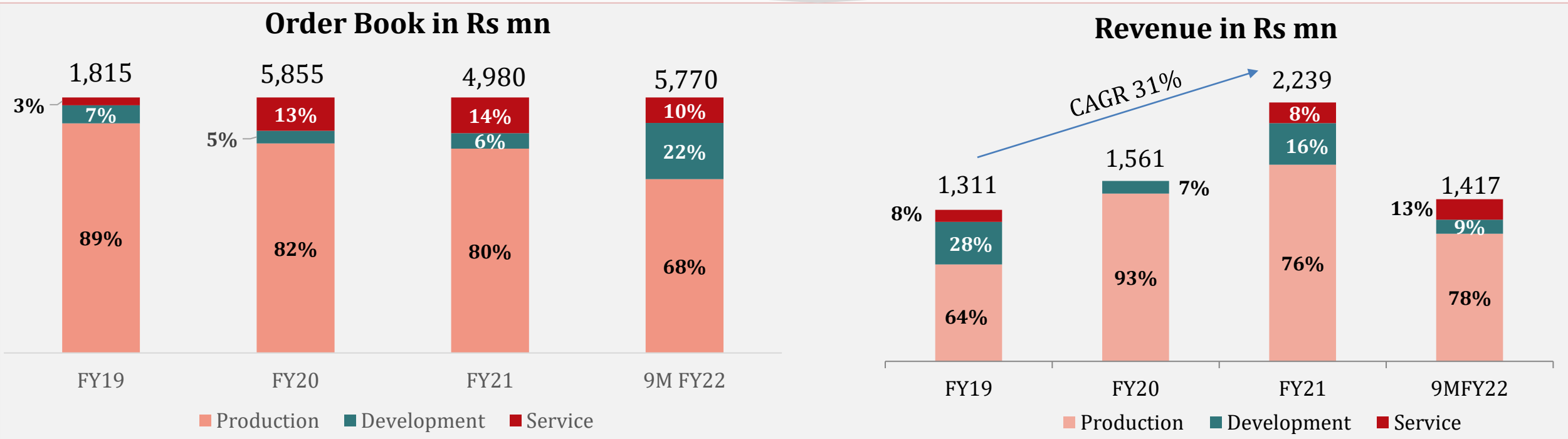


Lower debt levels/ leverage



...on the Back of a Diversified Order Book and Revenue Portfolio

Developmental contracts/order book translates to strong production revenues



- Robust development contracts order book ensures higher production contracts visibility
- Bill to book ratio improving significantly; Growing Service contract order book to lend stability
- Revenue seasonality reducing but high - **Q4 is still >50% of yearly revenue**

Key Highlights of The Recent Quarter

Strong order book as on 31st December is at Rs 5,770mn

Revenue grew 2x YOY to Rs 438mn; EBITDA increased 32x YOY

Healthy EBITDA Margins of 35.7% for Q3 and 38.1% for 9M period

Strong Balance Sheet; Net Debt Free Company

High Return ratios - RoE and RoCE at 29% and 34% on TTM basis

Strong revenue visibility – Expected to maintain the growth trajectory

Working with ISRO for last 20 Years

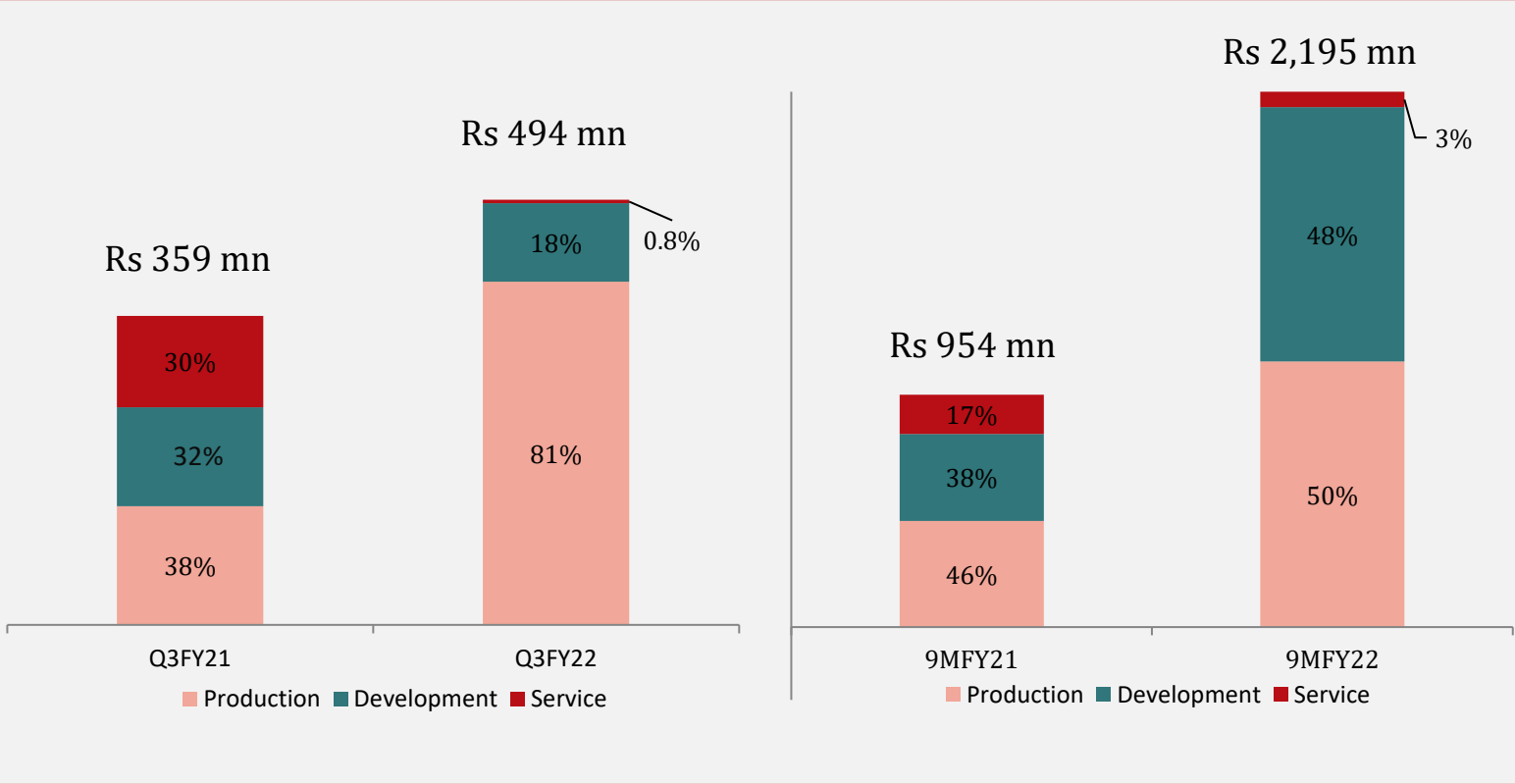


Financial Highlights of Q3 and 9MFY22


Particulars (Rs. Mn)	Q3FY22	Q3FY21	YoY(%)	Q2FY22	QoQ (%)	9MFY22	9MFY21	YoY (%)
Revenue from Operations	438	224	96	592	-26	1,403	669	110
Gross Profit	386	175	121	418	-8	1,139	455	150
Gross Profit Margin (%)	88.0	78.0	10	70.5	18	81.2	68.1	13
EBITDA	157	5	-	210	-26	535	35	-
EBITDA Margin (%)	35.7	2.1	34	35.5	0.1	38.1	5.2	33
Depreciation / Amortization	17	15	18	16	9	48	42	13
Other Income	7	5	30	6	27	14	19	-27
EBIT	139	-10	-	195	-28	487	-7	-
EBIT Margin (%)	31.8	-4.5	36	32.8	-1	34.7	-1.1	36
Finance Cost	27	39	-31	29	-8	75	113	-34
PBT	120	-43	-	171	-30	426	-102	-
Tax expense	30	1	-	42	-30	105	2	-
Profit(Loss)for the period	90	-44	-	129	-30	322	-104	-
PAT Margin (%)	20.6	-19.6	40	21.8	-120	22.9	-15.5	38
EPS (Rs)	1.9	-0.9		2.8		6.9	-2.2	

Strong Order Inflows

Order Inflows – Q3FY22 and 9MFY22

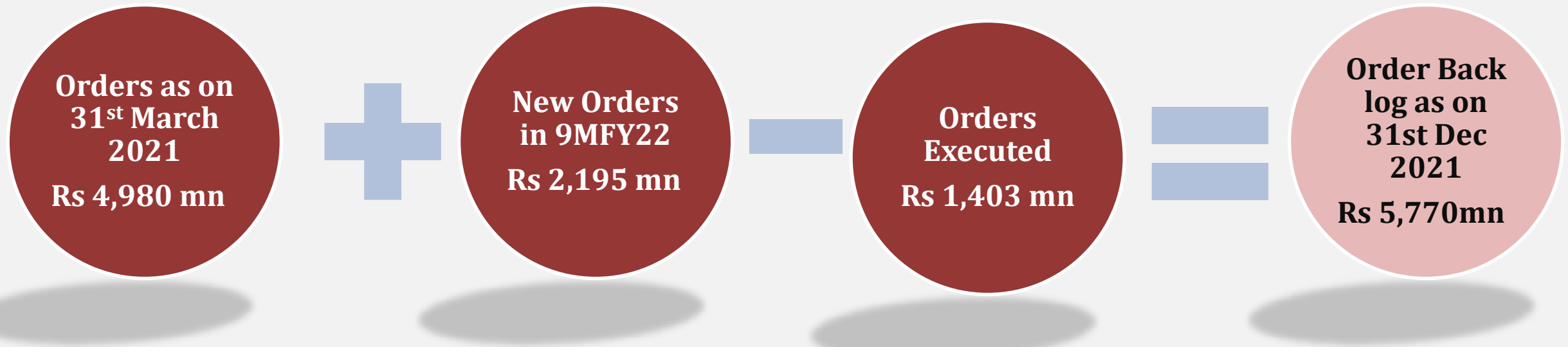


Strong team of 450+ Engineers



Expected order inflow of Rs 500+cr in next one year

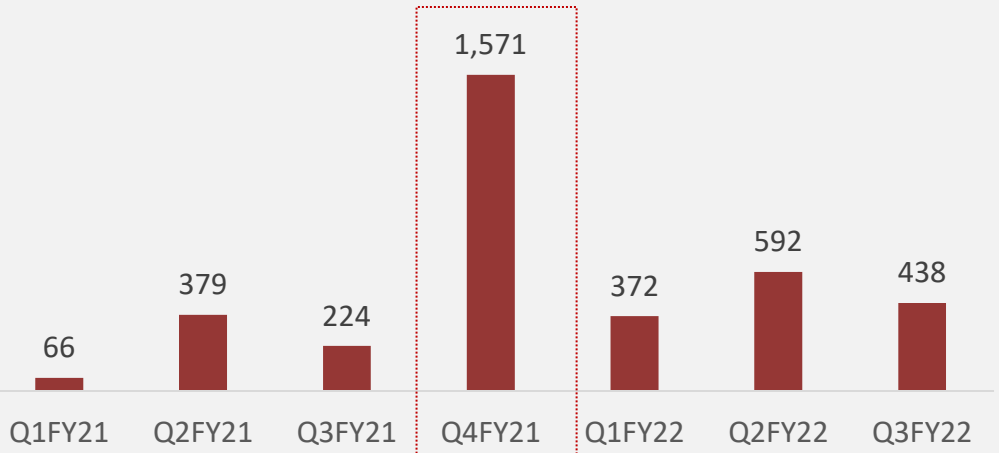
Order Book Buildup in 9MFY22



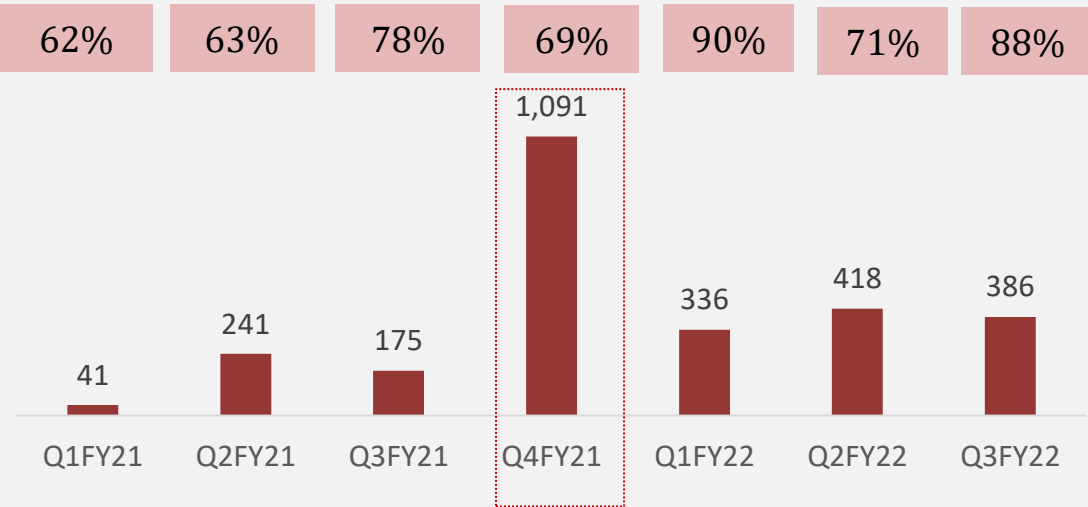
On track to have a strong order book in the current year

Robust Performance : Seasonality Improving but Q4 still Significant

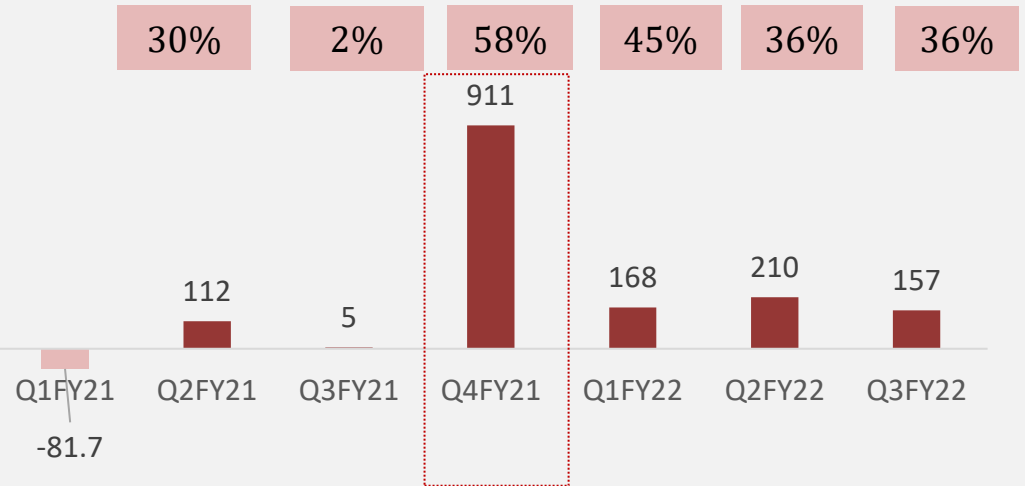
Revenue (INR Mn)



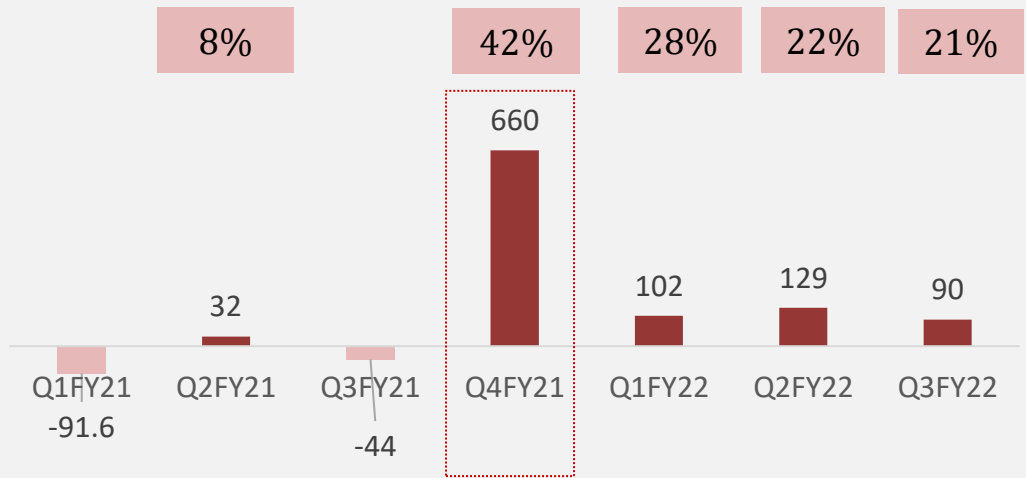
Gross Profits (INR Mn) and Margins (%)



EBITDA (INR Mn) and Margins (%)



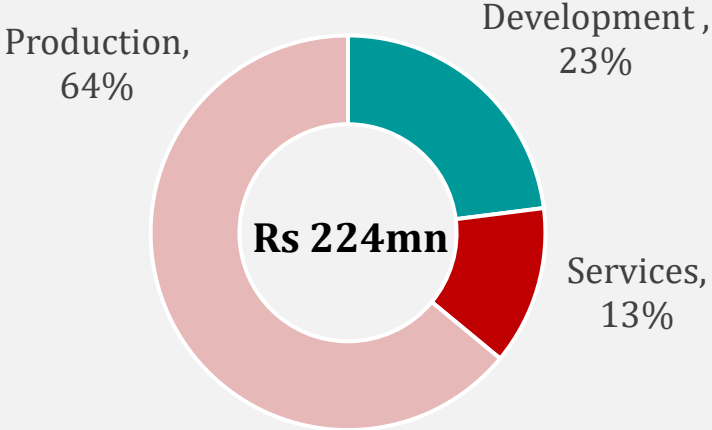
Net Profit (INR Mn) and Margins (%)



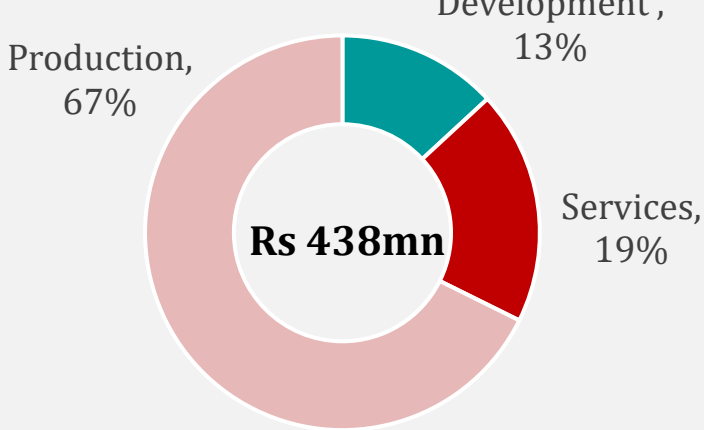
Revenue Composition Improving

Sriharikota Launch Countdown System operating for 2 decades without failure

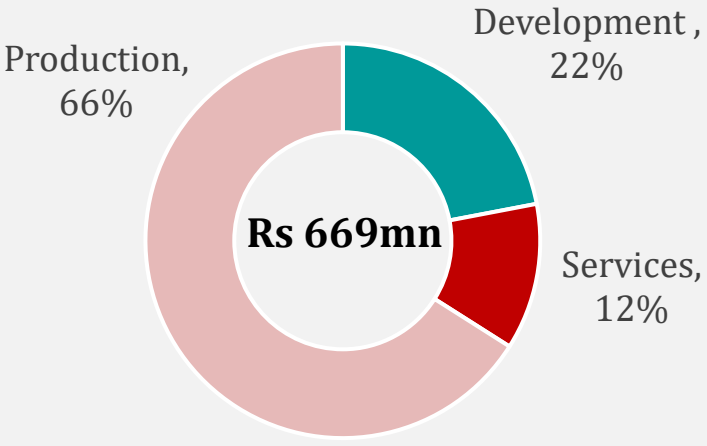
Revenue Q3FY21



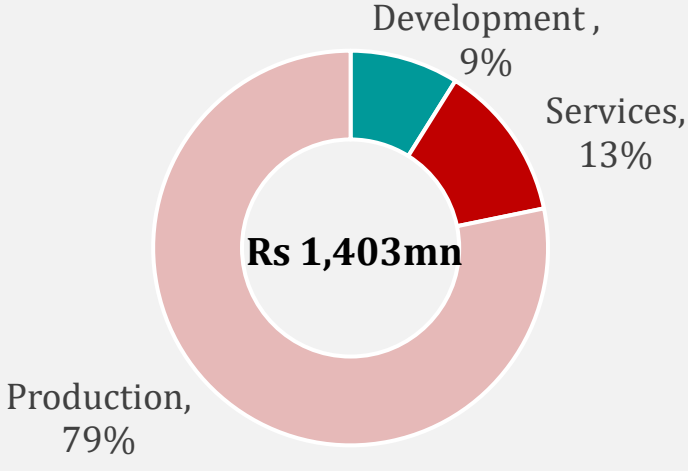
Revenue Q3FY22



Revenue 9MFY21



Revenue 9M FY22



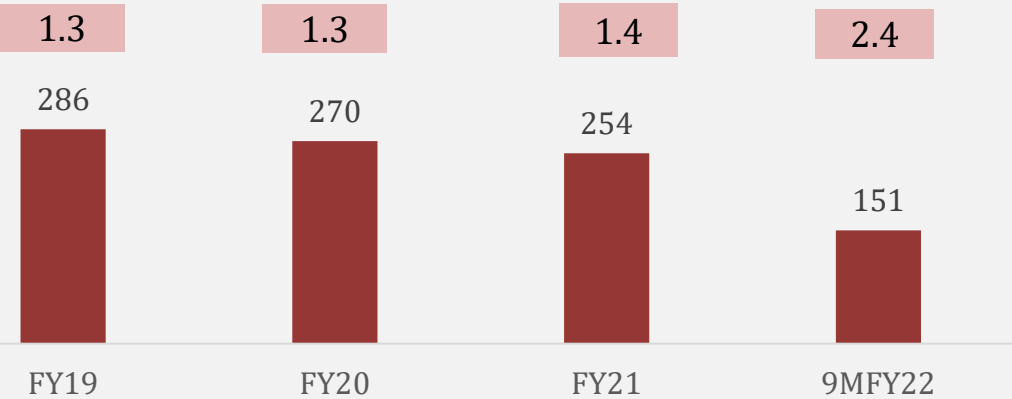
CDT	00:15:32:180
UT	259:11:29:28
PRF	1400 Hz
Pulse Width	1 us
Frequency	9.35 GHz
Antenna Speed	1.14 rpm 1.00 rpm
Peak Power	0.00 Watt
Radar Lat, Lo...	8°31.63... 76°52.4...
Azimuth Desi...	0.0 mil
Polarization ...	-0.83 mil -0.05 deg
Polarization	Horizontal
Azimuth	1161.83... 65.35 deg
Elevation	14.50 mil 0.82 deg
Mode Of Ope...	Sector-Scan
Range PC TX ...	0 RST
CDM Line1 R...	0 RST
CDM Line2 R...	0 RST
Radar Param...	ON OFF
Raw Data Log	ON OFF
Range PC TX	ON OFF
CDM Data Log	ON OFF
CBIT	FAIL Details

Cursor Position: RAN : 77.51 kr, PWR :-125.05 c, AZ : 307.90 c (5473 mil), Lat : 17°58.35', Dop : 0.00 m/s, Long : 77°18.10'

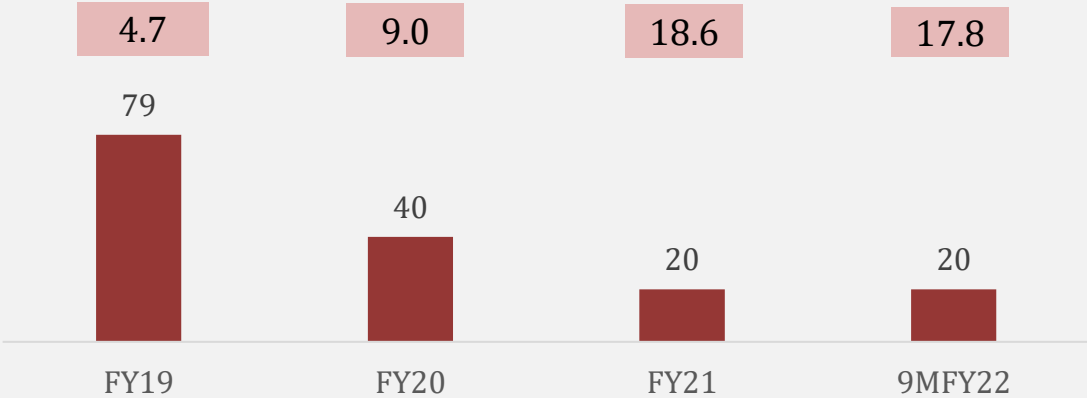
Subsystem Link 5: RCA [ON] ATS [ON], SSPA [ON] RSPC [ON]

Working Efficiently

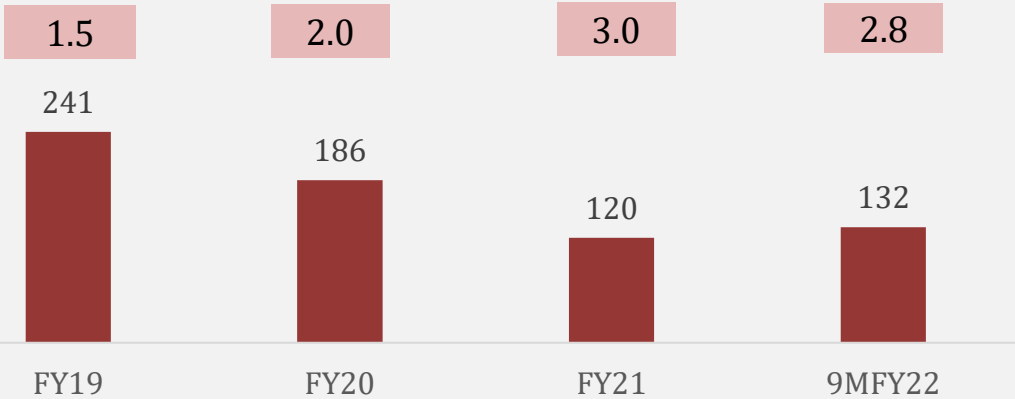
Debtor Days and T/O Ratio



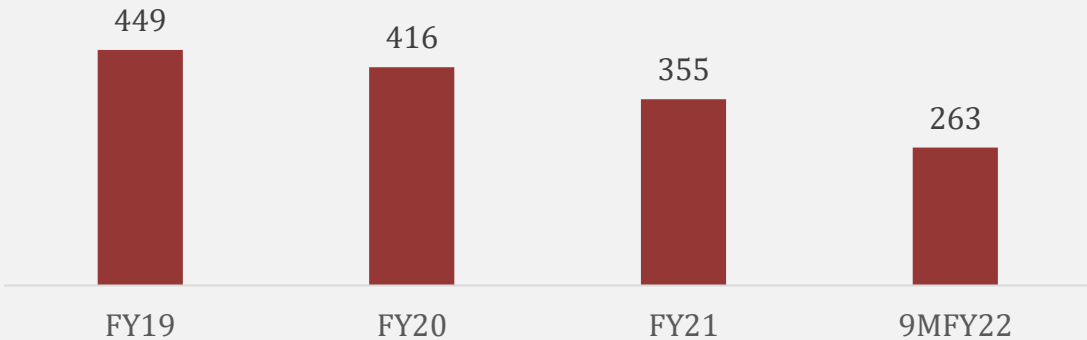
Creditor Days and T/O Ratio



Inventory Days and T/O Ratio



Cash Conversion Cycle



- 9MFY22 WC is calculated on TTM revenue basis
- All Days are calculated on revenue



Investment Thesis

Well Positioned to benefit from GOI thrust on 'Make in India'

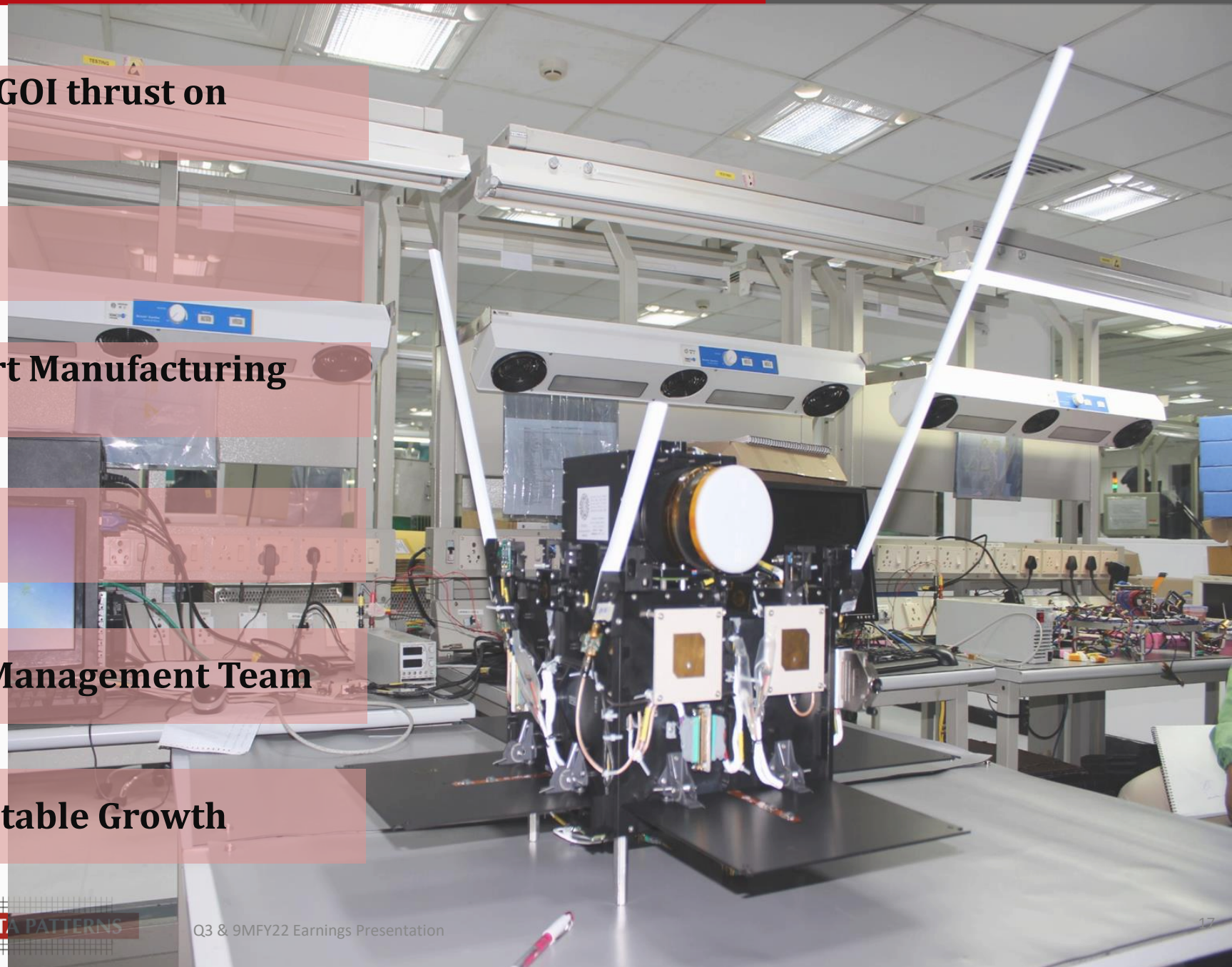
De-risked Business Model

Well Invested and State of the Art Manufacturing Facilities

Growing Order Book

Well Reputed and Experienced Management Team

Consistent Track Record of Profitable Growth



Growth Par Excellence



**Mr. Srinivasagopalan
Rangarajan**
*Promoter, Chairman &
Managing Director*

“We debut with strong earnings in our first results post IPO. In Q3FY22 our topline has doubled and we have maintained high profitability. Our strong order book and bidding pipeline gives us good visibility of strong growth trajectory. Macro environment remains favorable, and we are confident of delivering superior performance over next few years. We maintain our focus on superior project execution, developing high quality products and delivering cost efficient solutions to other customers”.



DATA PATTERNS

Appendix

Three Decades of Performance



Launch pad countdown system



Fixed Wing Cockpit Displays




TERLS Tracking Radar



C-Band Tracking Radar



Wind Profile Radar



Micro Satellite Designed wide open **RWR and ELINT** for airborne platforms

2021

- Initiated expansion of manufacturing facility with **doubling of available floor area**
- Building of capacity to handle **large and heavy equipment and integration** of large radars and mobile EW systems, satellite integration facility

Developed **Glass Cockpit Displays / Avionics**

Designed and developed complete Radar Capability

- Data Patterns has a long history of association with India Space Organization. Data Patterns built a Nano Satellite which was deployed in 2017.
- Developed **EW receivers, Satellite and Ground Station**



Expanding capacity

2001

- Developed a **Fire Control System** for Brahmos
- Designed & developed the **launch pad countdown system**



Mobile Autonomous Launcher

Fire control system for the BrahMos

- Upgradation of **Tracking Radars**
- Developed **RF and Microwave capabilities** allow entry to building complete systems



RF & Microwave Products



Coastal Surveillance Radar (Dept. of Space)



Wideband Fast Scan receiver
V/UHF Monitoring Receiver



Real Time Monitoring Receiver
V/UHF Search Receiver



Precision Approach Radar

Well-Positioned to benefit from Make in India Opportunity

Focused on designing & developing indigenized products making it a beneficiary of India's "AtmaNirbhar" defence structural reforms



Focused on designing and building own products across the manufacturing value chain to developing products and sub-systems



Well positioned to rapidly commercialise or **scale-up a number of existing products or building blocks to end systems** or complete solutions



Concentrate on building complete systems from the building blocks and sub-systems already developed, provides a **higher value addition while distributing development costs**

Examples:



Wind profile radar built for Cochin University of Science and Technology is the world's first 205MHz radar – complete in house development



Using the experience of working with DRDO and development of wind profile radar, the company successfully bid and won a contract of Rs 380Cr from **Ministry of Defence for nine precision approach radars** for Navy and Airforce which are currently at delivery stage



Developed and deployed our first Nano Satellite in 2017



Subsequently received contracts to build 2 more Nano Satellites



Developed and supplied Military COTS type processor for DRDO



Subsequently redeployed for other projects by various DRDO laboratories including in naval applications in ships & helicopters

Defence Modernization Program



Arudhra Radar



Light weight EW requirements



Ashwini LLTR



Airborne surveillance radar



Dharashakti programme



Radar Warning Receivers

Domestic Push for Defence; Budget 2023

Increased Defence Expenditure

1

Govt increased the defence expenditure from Rs 4.8lacs cr to Rs 5.2lac cr in FY23 ith a major push on procurement of weapons and military platforms from domestic manufacturers

Data Patterns well positioned Leverage its strong and strategic position in Defence and Aerospace segment

Collaboration with Private Sector R&D

2

25% of the allocation for defence research and development (R&D) will be kept for collaboration with the private sector

Data Patterns has Strong focus on R&D; led by team of technocrats

Thrust on Make in India

3

68% of the outlay for defence procurement will be set aside for buying from domestic industry

Budgetary allocation for the Ministry of Defence

	2019-20	2020-21	2021-22	2022-23 (Budgetary Estimate)
Defence services (Revenue)	2,23,240.83	2,24,351.76	2,38,717.09	2,39,743.71
Capital outlay	1,11,092	1,34,304.92	1,38,850.90	1,52,369.61
Defence pensions	1,17,810	1,28,065.88	1,16,878	1,19,696

Source: Ministry of Finance, all figures in INR crore

Mint

Budget 2022: ₹5.25 lakh cr allocated for defence, focus on domestic players

Union Budget 2022-23: The central government on Tuesday increased the defence budget to ₹5.25 lakh crore for 2022-23 from last year's...

2 days ago



ORF

Defence budget 2022-23: Securing India, pursuing self-reliance

Defence budget 2022-23: Securing India, pursuing self-reliance ; 2019-20, 2020-21 ; Defence services (Revenue), 2,23,240.83, 2,24,351.76 ; Capital...

1 day ago



The Wire

With Focus on 'Self-Reliance' in Defence, Budget Provides 68% Allocation To Domestic Industry



Driven by Innovation Focused Business Model

Focused on in-house development led by innovation and design and development efforts



Building complete systems from the building blocks and sub-systems already developed



Partner with customers through the life cycle of a product, from conception till deployment and thereafter




450+ engineers, most of whom have served in design and development departments

Track record of utilizing pre-developed building blocks and sub-systems in the development of complete systems

- Military grade processor modules,
- Cockpit displays,
- Actuator controllers for missiles and torpedoes,
- Flight control computers,
- Digital receivers and
- Up/Down converters for radars

Present programmes with building blocks Designed & Developed by Data Patterns...

- Airborne phased array radar
- Frequency hopping radio relays
- Next generation EW products
- Integrated EW solution for national security



Seeker model

... along with "Future Ready" products already designed and developed by the company

#	Product(s)	Details
1.	Monopulse RF Seeker	Delivered prototypes to DRDO
2.	X-Band Doppler Weather Radar	Prototype installed in Chennai for meteorology department
3.	205MHz Wind Profile Radar for CUSAT	Installed at Cochin for a government owned university
4.	Radar for Naval Utility Helicopter	Prototype delivered to LRDE
5.	A Next-Generation Software Defined Radio	Prototype developed for DEAL
6.	A Next-Generation Radar Warning Receiver	Prototype developed for DLRL
7.	A Next-Generation COMINT	Prototype developed for DLRL
8.	A Next-Generation ELINT System	Prototype delivered for DLRL
9.	Nano Satellite	Being delivered to industry

... Servicing Marquee Clients

Marquee customers in the Indian defence & aerospace ecosystem

Government Departments

Ministry of Defence



Indian government space organisation

Indian DPSU



Others



History of business continuity & reliable product service for marquee customers



History of reliable product service for several customers

Supplying products to Indian govt. space org. for 20+ years; which continue to be under AMC
Products supplied to BrahMos operational from 2006



Invest in product development ensuring continuity of business

Developed cockpit displays for LUH, which has potential to generate additional annuity revenues from the new units



Products form critical components

Launch systems for ground based BrahMos missile launcher, “take me home” displays for the Tejas



Supply of products to prestigious defence projects in India

Like LCA, the HAL Dhruv, LUH and the BrahMos missile programme

Through Well-Invested and State of the Art Manufacturing Facilities

~ 5.75 Acres

Of land in Chennai, SIPCOT area

~ 100,000 sq. ft

Aggregate of built up area of manufacturing facility

~2.81 acres

Land for proposed expansion



Environmental Certification

- JSS55555

- MIL-STD-461

- MIL-STD-810 including for Highly Accelerated Life Test / Highly accelerated stress screening.

Key features of manufacturing facility

- ✓ 100,000 class clean room
- ✓ Electronic assembly facility
- ✓ BGA repair work station with display
- ✓ Manual soldering certified to Space grade standards
- ✓ EMS assembly capacity of 600 boards per day
- ✓ Capability to handle complex boards with 22 layer, 6k components and 21k solder points
- ✓ Dedicated 70 work stations for testing modules and small systems
- ✓ Harness preparation of 2k points per day
- ✓ 20 Dedicated Mechanical assembly stations to assemble small and large systems

and various others...

Our systems and processes are subject to periodic audit by customer such as

- ✓ Indian Government Space Organization
- ✓ Hindustan Aeronautics Limited (HAL)
- ✓ Other Government departments

Proposed expansion

- ✓ Spend Rs 627m towards upgrading and expanding existing facilities
- ✓ Proposed doubling of floor area and manufacturing capacity
- ✓ Addition of large & heavy equipment, integration of large radars & mobile electronic warfare systems.

Manufacturing facility at Chennai, India



← Expansion →

← Existing Facility Enhancement →

- Large Systems Integration Hangar
- Complete Radar Integration
- Electronic Warfare Vehicle Integration
- Additional Test Facility
- Augmented Environmental Test Infrastructure

- Augmented Design & Development Facility
- Additional Space For Design and Development Resources
- Clean Room for Satellite Integration
- Additional EMS Line
- Multi Ton material handling



EMS Line



Multizone Reflow Oven



X ray inspection system

Led by a Highly Reputed and an Experienced Management Team



Mr. Srinivasagopalan Rangarajan

Promoter, Chairman & Managing Director

- Over 3 decades of experience in business development, corporate affairs, finance and marketing
- B.Tech in Chemical Engineering from University of Madras, M.S from IIT, Madras



Ms. Rekha Murthy Rangarajan

Promoter, Whole Time Director

- Over 2 decades of experience in administration, facility maintenance, HRD, process engineering and special projects
- B.A from Bangalore University, M.A in applied Psychology from Madras University



Mr. Venkata Subramanian Venkatachalam

Chief Financial Officer

- Over 2 decades of experience in finance sector
- B.Com from Madurai Kamaraj University, Member of ICAI
- *Associated with Data Patterns – 20+ years*



Mr. Vijay Ananth K

COO and Chief Information Security Officer

- Over 2 decades of experience in software engineering and product management
- BCS from Manomanian Sundaranar University and Masters degree in computer applications from the University of Madras
- *Associated with Data Patterns – 20+ years*



Mr. Desinguraja Parthasarathy

Chief Technology Officer

- 32 years experience in product development
- B.E from University of Madras
- *Associated with Data Patterns – 30+ years*



Mr. Thomas Mathuram Susikaran

SVP – Business Development

- 21 years of experience in Business Development and marketing
- B.E from Madurai Kamaraj University and a Masters' degree of tech in electrical engineering, IIT – Madras
- *Associated with Data Patterns – 20+ years*



Ms. Nandaki Devi Ramachandracharya

DGM and Management Representative Quality Management System

- 22 years of experience in test engineering
- B.E in electronics and communications and Advanced Diploma in Software Quality Management from AmitySoft Education.
- *Associated with Data Patterns – 15+ years*



Ms. Manvi Bhasin

Company Secretary and Compliance Officer

- 3 years of experience in legal and secretarial matters
- PGDM from Lal Bahadur Shastri Institute,, Associate of the ICSI
- *Joined Data Patterns in 2021*

Well Rounded and Diverse Board



Mr. Prasad Raghava Menon

Non-executive, Independent Director

- Served as Managing Director of Tata Chemicals Ltd and Ex-Tata Power Company Ltd.
- Bachelor's degree from IIT, Kharagpur



Mr. Sowmyan Ramakrishnan

Non-executive, Independent Director

- Ex-Executive Director and CFO of Tata Power.
- Bachelor's degree in technology (mechanical engineering) from IIT-M and a PG Diploma in Business Administration from IIM-A and M.A from Department of Oriental Studies and Research



Mr. Vadlamani Venkata Rama Sastry

Non-executive, Independent Director

- Retired Chairman and M.D of Bharat Electronics Limited and ex-Executive Director of Centre for Development of Telematics
- B.Sc and B.E in electronics and communication from Andhra University



Ms. Sabitha Rao

Non-executive, Independent Director

- Working with Cerebrus Consultants Pvt Ltd; PG Diploma in Management from IIM-C



Mr. Mathew Cyriac

Nominee Director

- 23 years of experience in investment banking and private equity.
- Previously associated with Blackstone Advisors, Bank of America, DLJ Merchant Banking Partners and Credit Suisse
- Bachelor's degree in technology (mechanical engineering) from Anna University and Post graduate diploma in management from IIM-B (gold medalist)

Historical Statement of Profit and Loss

Particulars (Rs. Mn)	FY19	FY20	FY21
Revenue from Contract with Customers	1310.63	1560.98	2239.50
Other Income	14.46	40.94	26.00
Total Revenue	1325.09	1601.92	2265.50
Expenses:			
a) Cost of materials consumed	454.31	532.13	629.78
b) Changes in inventories of FG, WIP and SIT	35.16	28.76	74.25
c) Employee benefits expenses	376.49	422.71	484.21
d) Finance cost	107.77	133.43	145.02
e) Depreciation / Amortization	58.57	54.78	55.52
f) Other expenses	189.20	145.82	131.38
Total Expenses	1221.50	1317.63	1520.16
Profit before tax	103.59	284.29	745.34
Tax expense	26.57	73.81	189.63
Profit(Loss)for the period	77.02	210.48	555.71
Other Comprehensive Income	(5.11)	(0.37)	(9.56)
Total Comprehensive Income for the year	71.91	210.11	546.15
PAT%	5.81%	13.14%	24.53%
EBITDA¹	269.93	472.50	945.88
EBITDA margin%	20.37%	29.50%	41.75%
Return on Net Worth ²	5.80%	13.71%	26.75%
Total Debt ³	601.33	605.66	332.21
Debt to Equity	0.45	0.39	0.16

Note: 1. Adj. EBITDA is calculated as the sum of profit, tax expenses, depreciation and amortization expense, finance costs, stock option expenses, impairment of goodwill and foreign exchange fluctuations. 2. Calculated as net profit after taxation and minority interest attributable to the equity shareholders of the Company divided by Net worth. Shareholders' funds = Share capital + reserves & surplus - revaluation reserves 3. Net Debt is calculated as the sum of non-current borrowings, current maturities of non-current borrowings and accrued interest

Historical Balance Sheet

Particulars (Rs. Mn)	Mar19	Mar20	Mar21	Sep21
ASSETS				
Non-current assets				
(a) Property, Plant and Equipment	294.21	278.21	292.08	354.85
(b) Capital Work in Progress	-	-	-	20.01
(c) Intangible Assets	2.33	1.59	5.55	11.85
(d) Right of Use Assets	67.89	53.68	32.21	24.93
(e) Other Financial Assets	390.37	464.75	340.71	599.40
Total non-current assets	754.80	798.23	670.55	1011.04
Current assets				
(a) Inventories	866.86	794.14	737.45	868.18
(b) Financial Assets				
(i) Trade receivables	1,029.40	1,156.34	1,559.35	1,345.27
(ii) Cash and cash equivalents	3.12	15.11	88.06	76.88
(iii) Other Financial Assets	3.05	37.24	50.96	46.82
(c) Other current assets	117.04	152.57	177.34	209.81
Total current assets	2,019.47	2,155.40	2,613.16	2,546.96
TOTAL ASSETS	2,774.27	2,953.63	3,283.71	3,558.00

Particulars (Rs. Mn)	Mar19	Mar20	Mar21	Sep21
EQUITY AND LIABILITIES				
Equity				
(a) Share capital	17.00	17.00	17.00	93.49
(b) Other Equity	1,311.93	1,517.95	2,060.70	2,072.75
Total equity and liabilities	1,328.93	1,534.95	2,077.70	2,166.24
Liabilities				
Non-current liabilities				
(a) Financial Liabilities				
(i) Borrowings	-	5.53	97.70	88.59
(ii) Lease Liabilities	59.29	38.46	24.35	17.00
(b) Provisions	47.78	56.38	85.15	91.78
(c) Deferred Tax Liability (Net)	9.30	7.60	8.13	9.80
(d) Other Non Current liabilities	251.89	143.24	273.68	279.75
Total non-current liabilities	368.26	251.21	489.01	486.92
Current liabilities				
(a) Financial Liabilities				
(i) Borrowings	601.33	600.13	234.51	435.55
(ii) Trade payables	158.61	172.58	119.95	100.56
(iii) Other Financial Liabilities	35.98	79.15	40.05	64.39
(iv) Lease Liabilities	10.77	20.83	15.15	14.81
(b) Other current liabilities	247.72	224.7	246.41	163.26
(c) Provisions	14.39	14.85	9.59	4.27
(d) Current tax Liabilities	8.28	55.23	51.34	122.00
Total current liabilities	1,077.08	1,167.47	717.00	904.84
TOTAL EQUITY AND LIABILITIES	2,774.27	2,953.63	3,283.71	3,558.00

Historical Cash Flow

Particulars (Rs. Mn)	Mar19	Mar20	Mar21	Sep21
Net Profit before tax	103.59	284.29	745.34	307.75
Adjustments for :				
Add : Depreciation	58.57	54.78	55.52	29.58
Add : Interest And Finance Charges	107.77	133.43	145.02	48.14
Less: Profit on sale of assets	-	(1.78)	(1.24)	-
Less: Interest Income	(14.46)	(25.64)	(22.21)	(6.98)
Less: Gain/ loss on disposal of Right of Use of Asset	-	-	-	(0.06)
Operating Profit Before Working Capital Changes	255.47	445.08	922.43	378.43
Adjustments For Working Capital Movements :	(289.35)	(264.29)	(189.58)	(273.69)
Cash Generated From Operations	(33.88)	180.79	732.84	104.74
Direct Taxes (Paid) /adjusted	(11.07)	(28.41)	(189.79)	(3.33)
Net Cash flow From Operating Activities (A)	(44.94)	152.38	543.05	101.41
Cash Flow From Investing Activities (B)	4.29	14.10	(27.40)	(104.81)
Cash Flow From Financing Activities (C)	22.46	(154.47)	(442.71)	(7.78)
Net Increase in Cash & Cash Equivalents (A+B+C)	(18.18)	11.99	72.95	(11.18)
Cash & Cash Equivalent At The Beginning Of The Year	21.30	3.12	15.11	88.06
Cash & Cash Equivalent At The End Of The Year	3.12	15.11	88.06	76.88

Defence modernization programmes



Arudhra Radar

- Expected to supply ~55 units of AGRU/ Arudhra radar
- Likely to generate revenues in the next 3-4 years based on the requirement projection of IAF



Ashwini LLTR

- Partner in development of these radars as a single vendor incl. TR modules, AGRU, signal processor, etc
- Expected to realise revenue between \$10-30 million in the next few years.



Dharashakti programme

- Has received single vendor orders from DLRL for development and supply of all of the COMINT search receivers, Direction Finder & Monitoring receivers.
- In a position to be an OEM for the entire receiver systems with likely revenues of \$ 50 million on complete execution



MI 17 Upgrades, Dornier Upgrades, Aerostat upgrades,

- Expertise gained in the Dharashakti project would also position to cater for airborne COMINT and ELINT equipment for various upgrades of any new rotary wing programmes



Light weight EW requirements

- EW capability will help in supplying products for Light weight EW products which have a heavy requirement in mountainous borders as they are not adequately covered, and the same has been prioritised due to the increased geo-political tension



Airborne surveillance radar

- Has delivered an airborne surveillance radar (all of the hardware) to LRDE which is expected to be flight tested in the next few months and will be likely inducted in Navy's Dornier upgrade and new helicopter programmes



Radar Warning Receivers

- Also a part of the Radar Warning Receivers for the Airborne Early Warning System ("AEW &C") to DLRL which has been fitted on the Embraer early warning radar developed by Centre for Air Borne System ("CABS")



Next Gen completely wide open for LCA Mk IA and Sukhoi 30 platforms

- Likely to deliver Next Gen completely wide open for LCA Mk IA and Sukhoi 30 platforms subject to flight testing.
- After flight testing, these can be fitted on the 83 LCA MK IA on order as well as the Sukhoi 30 upgrades (approximately 270 numbers), attack helicopters, etc.

Core groups or departments for design and development of products

Total Employee Strength



Department	# of Employees
Design & Engineering (D&E)	416
Manufacturing	263
Support	79
Marketing & Customer support	60
Total	818



500 qualified Engineers out of 818
 Our senior members in hardware, design and development have been with us for more than **15 years**

Group/Department	Responsibility / Scope
Hardware Development Department	Design and development of all types of high-end and complex electronics modules and building blocks. Includes Single board computers, Field Interface modules, Communication Modules, Custom I/O Modules, Mezzanine modules, Signal conditioning modules etc.
Software Development Department	Design and development all types of embedded, real-time and application software. Includes devices drivers, Operating system porting, real-time data transfer, GUI application for various Operating systems and hardware.
Mechanical Engineering Department	Design and development of all types of mechanical packaging, big structure systems and jigs and fixtures. Includes standard ATR chassis, heat spreaders, structural and thermal analysis etc.
CAD / CAM Group	PCB schematics, Artwork, signal analysis, power analysis, electrical wiring, all modules/systems performance, and maintenance statistics like MTBF etc. Includes up to 26 Layer PCB design, hybrid electrical interface design etc
Algorithm Development Group	Design and development of various domain algorithms for RADAR, Electronic Warfare, Communication waveform etc. Uses all types of algorithm development including mathematical modelling, statistical modelling, feedback modelling etc.
Radio Frequency Modules Group	Design and development of all types of RF modules and sub-systems. Includes simple RF receiver/exciter, filters, upconverters/downconverters, synthesizers etc.

Group/Department	Responsibility / Scope
DOMAIN Systems Groups	Design and Development of product verticals as a system. Including RADAR, EW, Communication, ATEs, Fire-control systems, Satellite, Avionics etc.
Production Department	All the products are functionally and environmentally tested by this department. Includes testing of modules and sub-systems, wiring, mechanical assembly, and integration etc.
Electronics Manufacturing Services (EMS)	Fabrication of all electronics modules. Including automated pick-n-place, manual soldering, conformal coating etc.
Harnessing Group	Fabrication of all types of cable harness including internal wiring, external interface wiring, testing of cables for continuity, impedance etc.
Mechanical Integration Group	Assembly and integration of all types of mechanical parts. Including various types like LRU assembly, board assembly, system assembly, system integration etc.
Project Management Group	Responsible for Delivering all the orders both internal and external. Vertical integration of groups and product development responsibilities. Includes all types of projects from simple module delivery to full system delivery. Utilizes, project plan, metrics, GANNT charts, budgeting and control, optimal execution methods etc

Indian defence and aerospace industry is rapidly evolving into a self sustaining one

Competition at two levels for Data Patterns

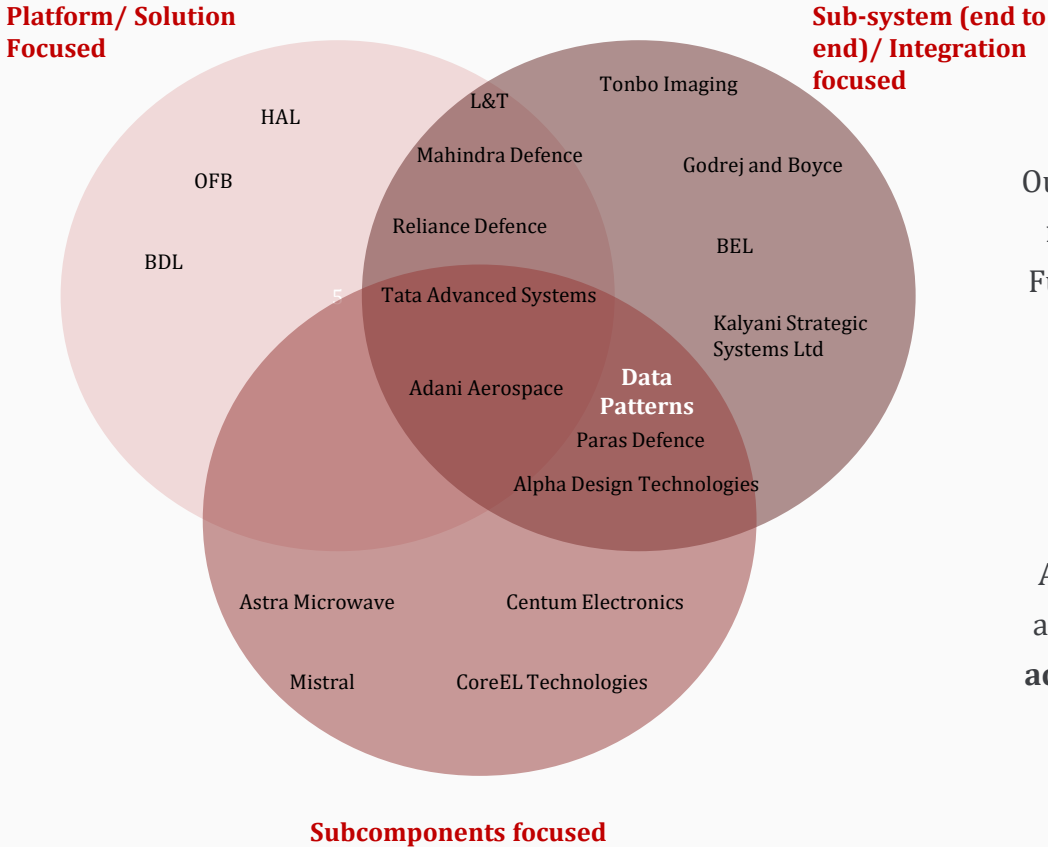


During **development stage** in DRDO requirements **from small and medium size companies** building custom solutions and/or integrating solutions around imported COTS products



From **large corporates** offering complete systems, often under a **partnership with International OEMs**, for products and programmes directly procured by the Indian government space organization

Indian defence suppliers – Anticipated Future Positioning



We are poised to take up emerging opportunities



Our products are **developed to compete with international and domestic equivalents**. Further, we offer **end to end solutions** to the customer



Ability to offer **wide range of products**. We also have **strong and balanced capabilities across 12 defence and aerospace segments**

Thank You

For further information, please get in touch with:

Monali Jain
monali@GoIndiaadvisors.com
M:+91 7597304020

Sheetal Khanduja
sheetal@GoIndiaadvisors.com
M:+91 9769364166