

REGD OFFICE: `CyberTech House` Plot No. B-63/64/65, Road # 21/34, J.B Sawant Marg, MIDC, Wagle Estate, Thane 400604
• Tel: +91 22-4283-9200 • Fax: +91-22-4283-9236 • GSTIN 27AAACC1905B1ZE
• CIN L72100MH1995PLC084788 • Email: cssl.investors@cybertech.com • Website: www.cybertech.com

Date: July 21, 2022

To BSE Limited Listing Department Phiroze Jeejeebhoy Towers Dalal Street, Mumbai-400 001 Scrip Code: 532173	To National Stock Exchange of India Ltd. Listing Department Plot No. C1, Exchange Plaza G Block, Bandra Kurla Complex Bandra (East), Mumbai - 400 051 Symbol: CYBERTECH
--	---

Dear Sir/Madam,

Sub.: Press Release and Earning Presentation.

Ref: Regulation 30 of SEBI (Listing Obligations and Disclosure Requirements) Regulations, 2015.

With reference to the captioned subject, please be informed that the Press Release and Earning Presentation for quarter ended June 30, 2022 is attached for your perusal.

Kindly take the same on record.

Thanking you,
Yours faithfully,

For CYBERTECH SYSTEMS AND SOFTWARE LIMITED



Sarita Leelaramani
Company Secretary and Compliance Officer
Membership No.: A35587



Encl.: a/a

CyberTech Revenue for Q1FY23 was ₹ 402.9 million; up by 14.8% Y-o-Y basis

Mumbai, India – 20th July 2022: CyberTech Systems and Software Ltd. (BSE: 532173; NSE: CYBERTECH), a CMMI Level 3 next-generation spatial analytics and SAP digital solutions provider, announced today its financial results for the **first quarter** ended on 30th June 2022.

Commenting on the results, Mr. Vish Tadimety, CEO and Founder, CyberTech, stated: “We have started the year on a strong note with all round growth during the first quarter. Our revenue grew by 14.8% Y-o-Y and 8.6% Q-o-Q to ₹ 402.9 million. The growth in the revenue has positively impacted our margins due to the operational efficiency that we achieved over the years. Our PAT grew by 40.6% Y-o-Y and 8.4% Q-o-Q to ₹ 55.4 million.

The world is seeing unprecedented competition for talent as well as significant wage inflation. This has directly led to an increase in our payroll cost. However, our attrition has stayed largely in check due to various associate satisfaction programs initiated over the past two years including our CyberTech Geospatial Leaders program CGL. Our Geospatial Expertise and Cloud depth is unrivaled. We are an SAP S/4HANA Reseller. We continue to leverage workforce efficiency to maintain margins. We also have worked closely with our key associates on their retention, as our success is based on their efforts.

Our association with SAP continues to contribute towards new business from SAP S/4HANA cloud migrations. This is the main focused business for us as Enterprises continue to expedite their journey to the Cloud.

We have a 1st in class Managed ArcGIS Cloud Services practice that we strengthen continuously by adding talent and focusing on client needs. Our strength in managed cloud services is unparalleled. Our clients are realizing a business advantage through our GIS experience, Cloud security focus and understanding of web scale complex systems.

Our Spatialitics practice has continued to be a bright spot as we participated in the Elk Grove Real-Time Crime Center Symposium, organized by the Elk Grove Police Department. This helped establish our market credibility as we exhibited our flagship public safety product “GeoShield Real-Time”. Spatialitics Utilities also continues to gain traction in the marketplace.



As we continue this momentum, our deal pipeline continues to grow for our three key offerings - SAP S/4HANA and SAP Cloud Offerings, Managed ArcGIS Cloud Services and Spatialitics Cloud Software Solutions. Our relationship with our partners is strong and our reputation in the market is impeccable.

I thank all our customers, my fellow shareholders and our CyberTech colleagues for their continued support of CyberTech.”

Key Financial Highlights – Q1FY23

Particulars (₹ in Million)	Q1 FY23	Q1 FY22	YoY %	Q4 FY22	QoQ %
Operating Revenue	385.5	334.3	15.3%	354.1	8.9%
Total Revenue	402.9	351.0	14.8%	371.1	8.6%
EBITDA	98.0	76.6	27.9%	90.5	8.3%
EBITDA Margin %	24.3%	21.8%		24.4%	
PAT	55.4	39.4	40.6%	51.1	8.4%
PAT Margin %	13.8%	11.2%		13.8%	

Business highlights – Q1FY23

- Total active client counts as of 30th June 2022 was 56 (LTM).
- From an Industry perspective, revenue from the Technology sector continued to witness strong momentum and contributed 75% towards our operating revenue.
- In terms of geography, our US business continued to be the major contributor with a contribution of 99% towards our operating revenue.
- As on 30th June 2022, the Company had 560 total employees.

About CyberTech

CyberTech's expertise is Enterprise Cloud Transformation. The Company delivers Cloud based SAP digitalized solutions and Esri ArcGIS Enterprise platforms. CyberTech's Clients realize the benefits of SAP S/4HANA with digital processes that improve customer experience, gain real-time insights and increased productivity. The Company's Spatial analytics deliver digitalization benefits by integrating maps with Enterprise data. CyberTech is a trusted partner for several global enterprise Cloud transformations. The Company has strategic relationships with Cisco, Microsoft, ESRI and SAP. For more information and past results, please visit our web site www.cybertech.com



Investor / Analyst contact:

Asha Gupta

Investor Relation Practice, E&Y LLP

Asha.Gupta@in.ey.com

Media Contact:

Saumitra Banerjee

CyberTech Systems and Software Ltd.

Ph: +91 22 4283 9312

saumitra.banerjee@cybertech.com

Note: Except for the historical information and discussion contained herein, statements included in this release may constitute forward looking statements. These statements involve a number of risks and uncertainties that could cause actual results to differ materially from those that be projected by these forward-looking statements. These risks and uncertainties include, but not limited to such factors as competition, growth, pricing environment, recruitment and retention, technology, wage inflation, law and regulatory policies etc. Such risks and uncertainties are detailed in the Annual Report of the company which is available on the website www.cybertech.com. CyberTech Systems and Software Ltd. undertakes no obligation to update forward looking statements to reflect events or circumstances after the date thereof.



CyberTech
Systems and Software Limited

Earnings Presentation Q1FY23

20th July, 2022

©2020, CyberTech Systems and Software Limited , All Rights Reserved

Safe Harbor

This presentation has been prepared by CyberTech Systems and Software Limited solely to provide information about the Company.


No representation or warranty, express or implied is made as to, and no reliance should be placed on, the fairness, accuracy, completeness or correctness of such information or opinions contained herein. None of the Company nor any of its respective affiliates, advisers or representatives, shall have any liability whatsoever (in negligence or otherwise) for any loss howsoever arising from any use of this presentation or its contents or otherwise arising in connection with this presentation.

The information contained in this presentation is only current as of its date. The Company may alter, modify or otherwise change in any manner the content of this presentation, without obligation to notify any person of such revision or changes. Certain statements made in this presentation may not be based on historical information or facts and may be "forward-looking statements", including those relating to the Company's general business plans and strategy, its future financial condition and growth prospects, and future developments in its industry and its competitive and regulatory environment. Actual results may differ materially from these forward-looking statements due to a number of factors, including future changes or developments in the Company's business, its competitive environment, information technology and political, economic, legal and social conditions in India.

Please note that this presentation is based on the publicly available information on CyberTech including but not limited to Company's website and Annual Reports.

This communication is for general information purposes only, without regard to specific objectives, financial situations and needs of any particular person. Please note that investments in securities are subject to risks including loss of principal amount.

This presentation does not constitute an offer or invitation to purchase or subscribe for any shares in the Company and neither any part of it shall form the basis of or be relied upon in connection with any contract or commitment whatsoever.



Agenda

- 1 Company Overview**
- 2 Financial Performance**



Company Overview

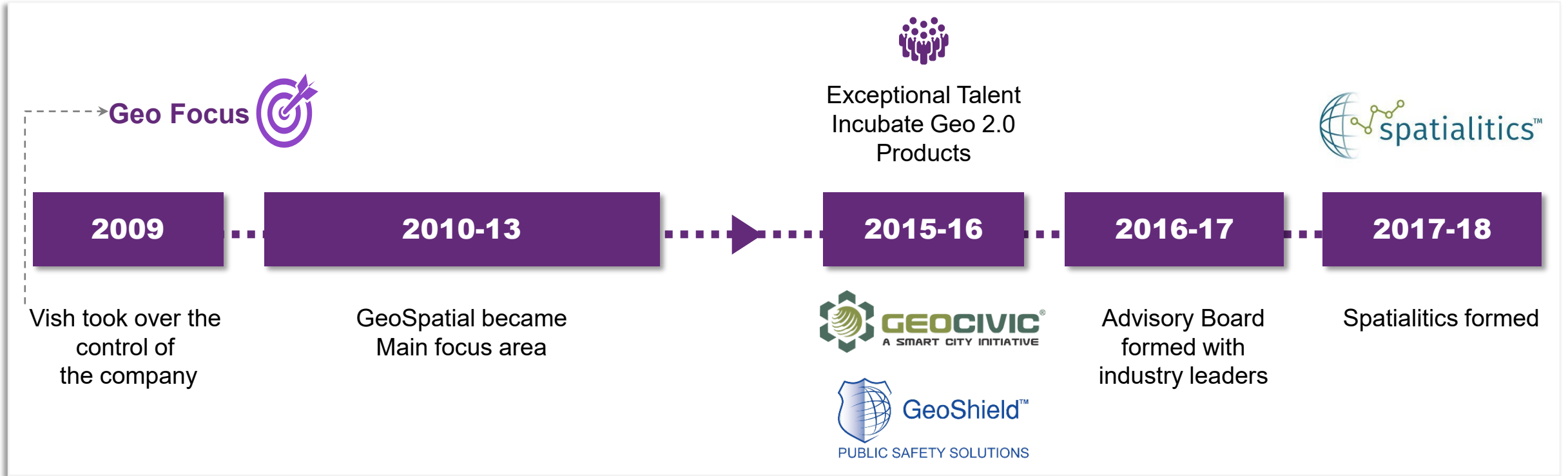
About Company

- Enterprise Multi-Cloud Transformation Services provider – Focused on
 - Cloud-based SAP digitalized solutions
 - Esri ArcGIS Enterprise Cloud platforms
 - Spatialitics Cloud native SaaS
- Global footprint with a team of over 500 professionals
 - SAP CoE with 100+ SMEs
 - World's largest Geospatial CoE with 300+ Geospatial SMEs
- Partnerships with Leading Technology Players - SAP, Esri, Cisco, Salesforce and Microsoft
- Locations - USA (Chicago, Philadelphia, Aurora, Redlands) and India (Mumbai, Pune)
- Owns a state of the art development center at Thane














PARTNERSHIPS



Corporate Timeline



Enterprise Multi-Cloud Transformation services

CyberTech Services	Technologies	Product Suite	Service Offerings			
		<p>SAP S/4HANA SAP Supply Chain SAP BTP SAP Spatial Enablement</p>	 Advisory	 Cloud Move	 Implementation & Integration	 AMS
		<p>ArcGIS Enterprise ArcGIS Utility Networks</p>	 Managed ArcGIS Cloud Services		 GIS Professional Services	
		<p>Sales Cloud Service Cloud Salesforce CPQ Community Cloud Tableau</p>	 Advisory	 Implementation	 Data & Integration	 Ongoing Support

Cloud/SaaS

Spatialitics Cloud Native SaaS offerings

Spatialitics Platform

Industries



Public Safety



Healthcare



Utilities

Product Suite



Offerings



Real-Time Incident Management

What You Need. When You Need It.



Crime Analysis Hub

Empower crime analysts with fast and intuitive access




Insight Dashboard

Share Information



Geocoder

Map your Patients, Providers, and Locations




Clinical Apps

Bring Clinicians & Patients Together



Business Apps

Align Your Organization With Your Community



Unity Engine

Connect GIS with Enterprise Data



App Suite for Utilities

Empower Your Organization



Spatial Accelerator for SAP Utilities

Take Action from Maps

Executive Management

Vish Tadimety Chairman and CEO

- Co-founded the company in 1990 and led the company's growth in several practice areas including networking, enterprise solutions and GIS to a substantial scale.
- Set up and managed multiple international offices in Europe, APAC, Latin America and Japan.
- Co-founded Corliant in 2007 with Cisco partnership and later acquired by Accenture.
- Has extensive experience as a turnaround specialist, raising capital from public markets, strategic partners and venture funds

Steven Jeske Group CFO and Director

- Steve is a serial entrepreneur having been involved in the formation, financing and growth of several high-profile start-ups.
- Group CFO of CyberTech since 1999.
- Key partner of strategy and financial decisions.
- Co founder of Corliant, along with Vish.
- CPA, former manager at PWC. Holds an undergraduate degree in accounting from the University of Illinois and a Masters of Business Administration degree from the University of Chicago.

Ramasubramanian S. Executive Director

- Raman has a vast experience of 25 years and heads the global operations . He is an expert in strategic planning, budgeting, forecasting and taxation.
- Responsible for bringing critical financial controls to the Company
- His experience has helped in streamlining the Company's accounting policies, procedures, strengthen controls and facilitated relationships with the Company's auditors, bankers, lawyers, and consultants.



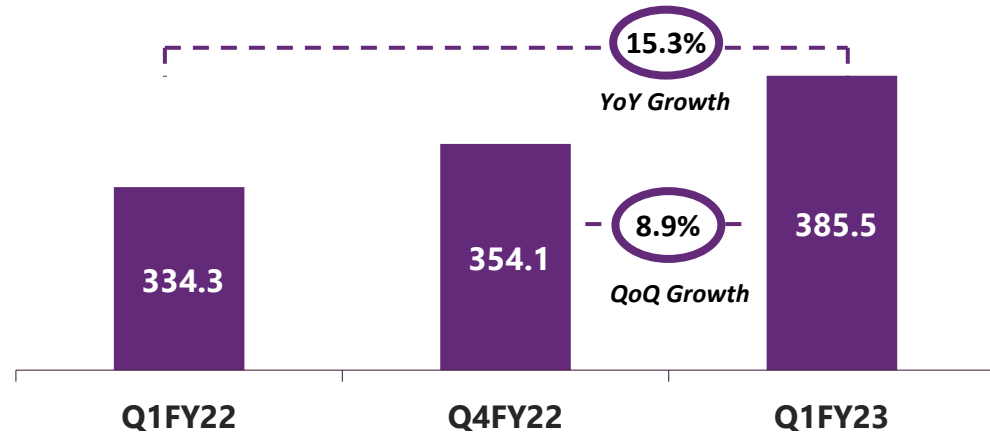
Financial Performance

Financial Summary – Q1FY23

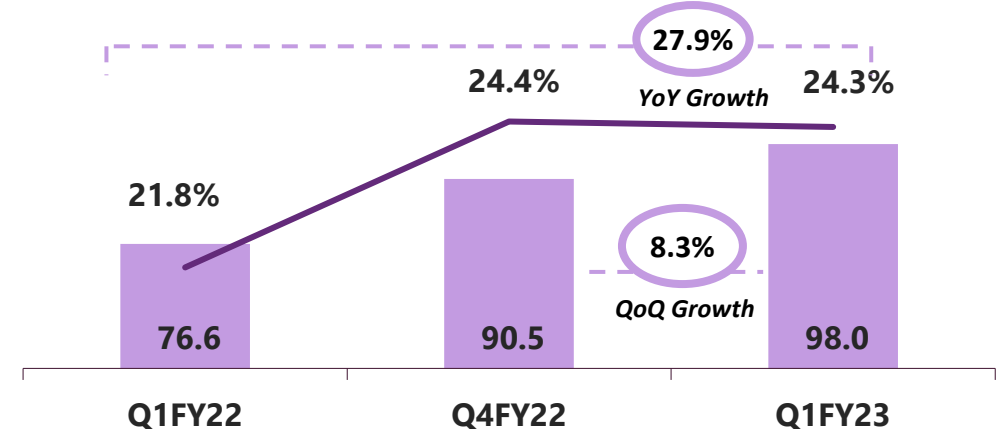
- Total Revenue at ₹ 402.9 million; up 8.6% Q-o-Q and 14.8% Y-o-Y
- Operating Revenue at ₹ 385.5 million; up 8.9% Q-o-Q and 15.3% Y-o-Y
- Reported EBITDA at ₹ 98.0 million (24.3% of total revenue)
- PAT at ₹ 55.4 million (13.8% of total revenue)

Financial Highlights – Q1FY23

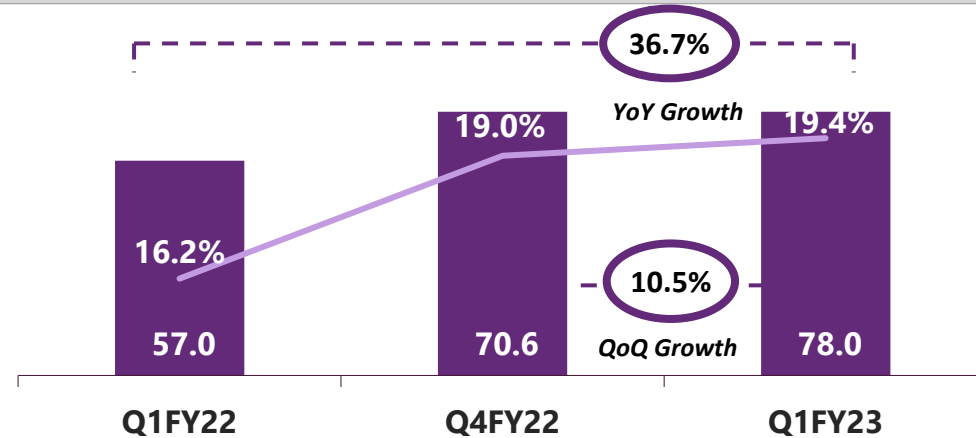
Comparable Operating Revenue (₹ Million)



Reported EBITDA (₹ Million) & Margin (%)

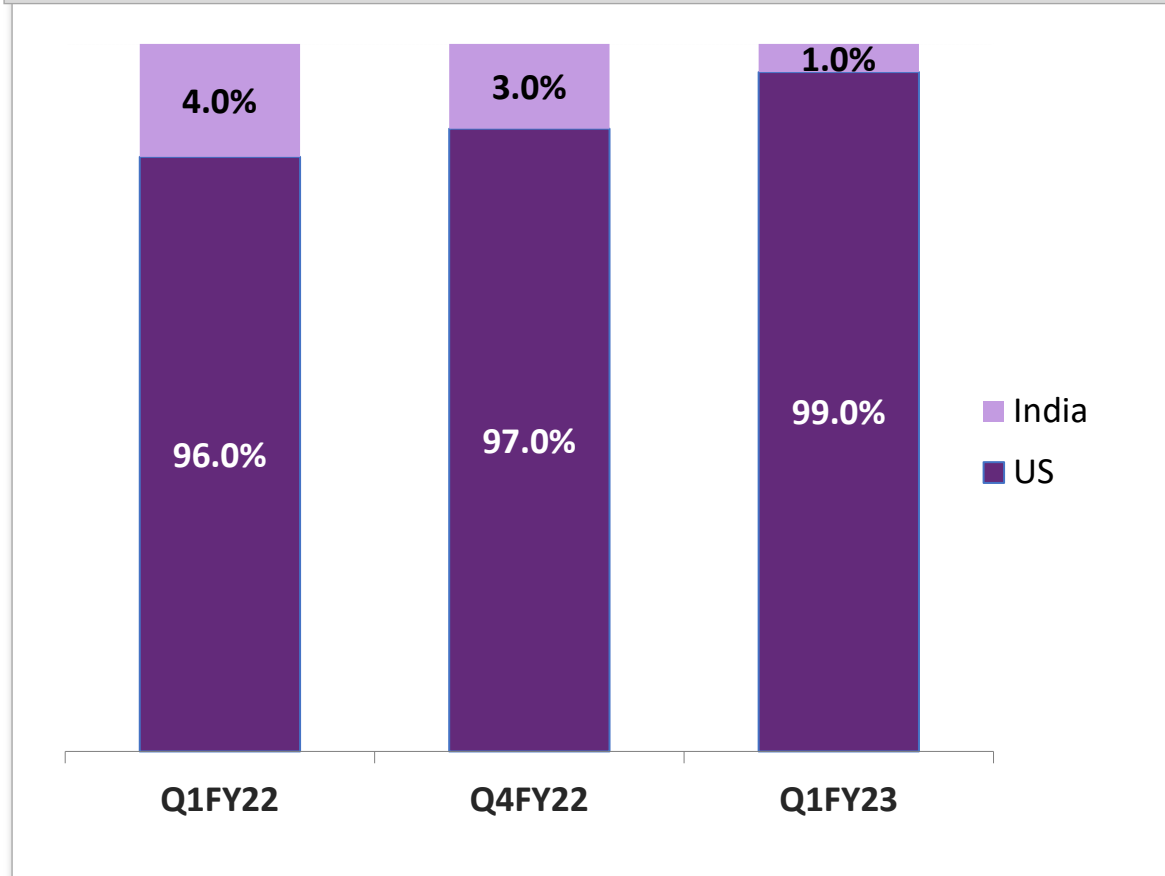


Reported PBT (₹ Million) & Margin (%)

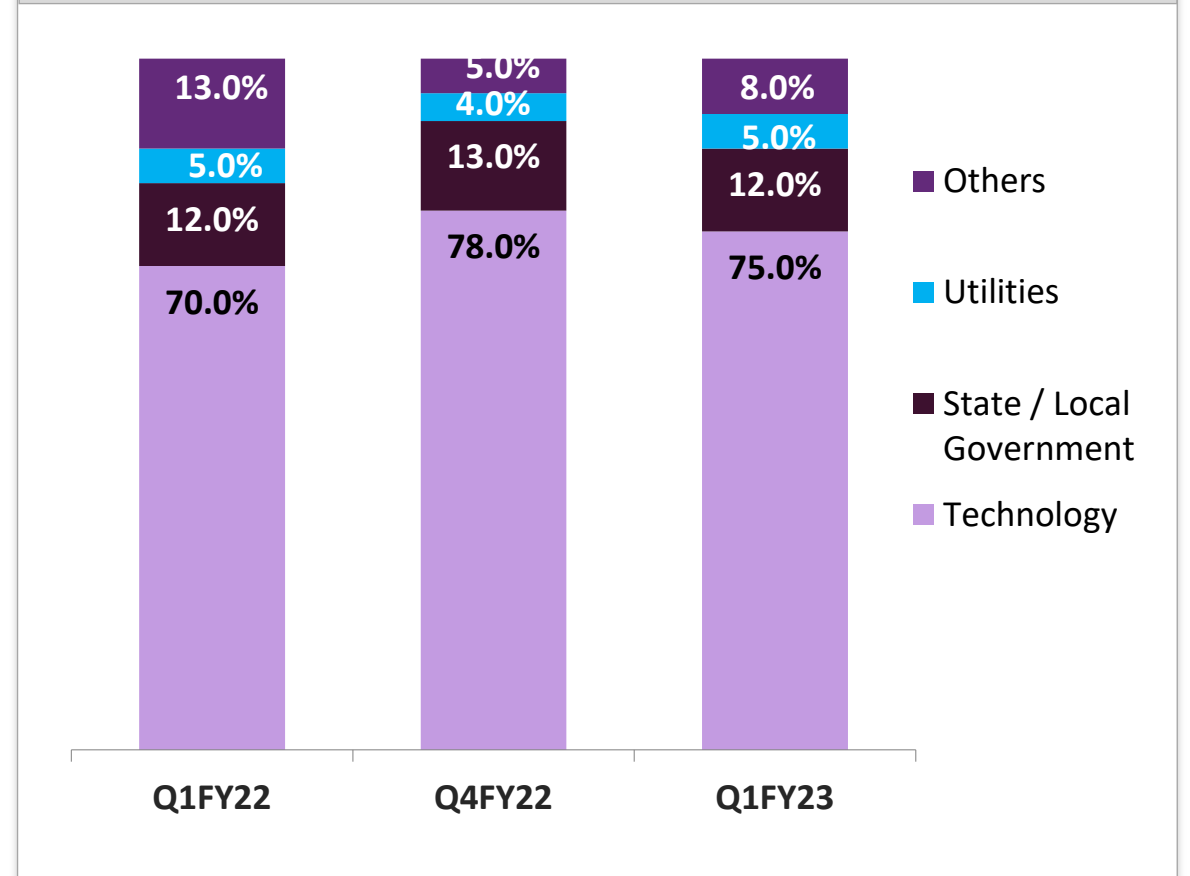


Revenue Metrics – Q1FY23

Revenue By Region



Revenue By Industry



Operational Highlights – Q1FY23

Client

- Added 01 new clients
- Total active client 56 (LTM)
- Top Client revenue 48%
- Top 3 Client revenue 70%

Employee

- Total Employees 560 as on 30th June 2022

Demand

- Number of Projects - 113

Consolidated Quarterly P&L – Q1FY23

Sr No.	Consolidated Unaudited Financial Statements for the Quarter ended (All figures in INR Million except EPS)	30-Jun-22 Q1FY23	31-Mar-22 Q4FY22	Q-o-Q Growth	30-Jun-21 Q1FY22	Y-o-Y Growth
1	Revenue from Operations	385.5	354.1	8.9%	334.3	15.3%
2	Other Income	17.4	17.0	2.6%	16.7	4.6%
3	Total Revenue (1+2)	402.9	371.1	8.6%	351.0	14.8%
4	Expenses					
	a) Cost of Hardware / Software package/ for service delivery Outsourced project cost	23.3	21.8	7.0%	23.7	-1.5%
	b) Employee Benefits expense	237.9	224.6	5.9%	213.6	11.4%
	c) Finance Costs	0.5	0.5	13.8%	0.5	-0.4%
	d) Depreciation and amortization expense	19.5	19.5	0.4%	19.1	2.5%
	e) Other expenses	43.7	34.2	27.8%	37.1	17.9%
	Total Expenses	325.0	300.5	8.1%	293.9	10.6%
5	Profit before Tax (3-4)	78.0	70.6	10.5%	57.0	36.7%
6	Tax Expense					
	a) Current Tax	24.2	16.4		18.9	
	b) Deferred Tax	(1.7)	3.0		(1.3)	
	c) Tax adjustments for earlier years	-	0.0		-	
7	Profit for the period (5-6)	55.4	51.1	8.4%	39.4	40.6%
8	Other Comprehensive Income					
	Items that will not be reclassified to Profit and Loss- Gain/(Loss)					
	a) Remeasurement of the net defined benefit liabilities	(1.3)	(1.4)		(1.1)	
	b) Income tax relating to items that will not be reclassified to profit and loss	0.3	0.3		0.3	
	Items that will be reclassified to Profit and Loss					
	a) Foreign currency translation reserve	20.8	8.6		4.8	
	b) Income tax relating to items that will not be reclassified to profit and loss	-	-		-	
9	Total Comprehensive Income for the period (7+8)	75.3	58.7		43.4	
10	Paid up equity share capital (Face value: Rs.10 per share)	283.7	281.7		276.4	
11	Other equity					
12	Earnings per share (of Rs.10 each)					
	Basic (Not annualised)	1.96	1.81		1.43	
	Diluted (Not annualised)	1.95	1.79		1.39	



CyberTech

Systems and Software Limited

Regd. Office: 'CyberTech House', Plot No. B-63/64/65, Road No. 21/34, J. B. Sawant Marg, MIDC, Wagle Estate, Thane (West), 400 604.

Contact Us

Saumitra Banerjee

CyberTech Systems & Software Ltd.

saumitra.banerjee@cybertech.com

Asha Gupta

Investor Relation Practice, E&Y LLP

Asha.Gupta@in.ey.com

© 2020 CyberTech Systems and Software Limited, All Rights Reserved.

CyberTech Logo is trademark of CyberTech Systems and Software Limited. In addition to Company data, data from market research agencies, Stock Exchanges and industry publications has been used for this presentation. This material was used during an oral presentation; it is not a complete record of the discussion. This work may not be used, sold, transferred, adapted, abridged, copied or reproduced in whole or in part in any manner or form or in any media without the prior written consent. All product names and company names and logos mentioned herein are the trademarks or registered trademarks of their respective owners.