

Date: November 6, 2022

The Secretary,
BSE Limited
Phiroze Jeejeebhoy Towers,
Dalal Street, Mumbai – 400 001
Scrip Code: 543971

Dear Sir/Madam,

Sub: Disclosure regarding Corporate Presentation under Regulation 30 of SEBI (Listing Obligations and Disclosure Requirements) Regulations, 2015 of M/s. Bondada Engineering Limited (“BONDADA”) for the half year ended 30th September, 2023.
Ref: Intimation under Regulation 30 and other applicable regulations of SEBI (Listing Obligation & Disclosure Requirements) Regulations, 2015

With reference to Regulation 30 of the SEBI (Listing Obligations and Disclosure Requirements) Regulations, 2015, please find enclosed the Corporate Presentation of M/s. Bondada Engineering Limited (“BONDADA”) for the half year ended 30th September, 2023

The above-mentioned Corporate Presentation will also be available on website of the Company www.bondada.net

Kindly take the aforementioned submission on your records.

Thank You,

For Bondada Engineering Limited

SATYANA Digitally signed
by
RAYANA SATYANARAYAN
A BARATAM
BARATAM Date: 2023.11.06
18:27:49 +05'30'
Satyanarayana Baratam
Whole-time Director
DIN: 02610755



Bondada Engineering Limited

(Formerly known as Bondada Engineering Pvt Ltd)

Registered office :

1-1-27/37, Ashok Manoj Nagar,
Kapra, Hyderabad,
Telangana - 500062, INDIA.
☎ 7207034662

Corporate office :

Plot No.11&15, 3rd Floor,
Surya P.P.R. Towers, Ganesh Nagar, Kapra,
Hyderabad, Telangana - 500062, INDIA.
☎ 7207034662



Corporate Presentation Oct'2023

Bondada Engineering Limited



Covers the following :

Financial Synopsis

Key Ratios

Highlights for the period



P&L Statement

Statement of Unaudited Consolidated Financial Results for the Half year ended 30th Sep'2023

| Particulars | FY 23-24 | FY 22-23 | In.Lakhs |
|-------------------------------|------------------|------------------|----------------------------------|
| | H1 | H1 | 31-Mar-23 Audited FY 22-23 |
| Net Sales | 29,571.80 | 11,696.59 | 37,058.84 |
| Other income | 144.66 | 2.86 | 41.96 |
| Total income | 29,716.46 | 11,699.45 | 37,100.80 |
| Expenses | | | |
| Total Material Consumed | 25,454.56 | 9,630.21 | 31,363.98 |
| Employee benefits expense | 1,360.13 | 927.46 | 1,968.43 |
| Other expenses | 720.67 | 280.82 | 747.17 |
| EBITDA | 2,181.10 | 860.96 | 3,021.21 |
| % EBITDA | 7.3% | 7.4% | 8.1% |
| Depreciation and amortisation | 98.80 | 64.06 | 182.78 |
| Finance costs | 371.72 | 205.76 | 558.43 |
| Profit Before Tax | 1,710.58 | 591.14 | 2,280.00 |
| Total Taxes | 223.40 | 156.64 | 566.93 |
| Profit After Tax | 1,487.18 | 434.50 | 1,713.07 |
| % PAT | 5.0% | 3.7% | 4.6% |



Balance Sheet

Statement Of Unaudited Consolidated Assets and Liabilities as of 30th Sep'2023

In.Lakhs

| Particulars | 30-Sep-23 Unaudited | 31-Mar-23 Audited |
|-------------------------------|------------------------|----------------------|
| Shareholder's Equity | 13,981.75 | 8,241.66 |
| Non-current liabilities | 428.43 | 454.61 |
| Short term borrowings | 6,131.07 | 8,022.71 |
| Trade Payables | 4,417.03 | 4,487.96 |
| Others current liabilities | 13,572.69 | 3,254.51 |
| Short-term provisions | 417.63 | 654.07 |
| Total Liabilities | 38,948.61 | 25,115.52 |
| Non-current investments | 150.00 | 150.00 |
| Long-term loans and advances | 153.21 | 115.58 |
| Non-current assets | 1,518.40 | 1,509.02 |
| Current investments | 24.77 | 18.46 |
| Inventories | 9,609.34 | 5,958.69 |
| Trade receivables | 15,715.44 | 12,789.90 |
| Cash and cash equivalents | 945.85 | 125.63 |
| Other bank balances | 4,029.32 | 1,081.70 |
| Short-term loans and advances | 3,458.46 | 2,109.97 |
| Other current assets | 3,343.82 | 1,256.57 |
| Total Assets | 38,948.61 | 25,115.52 |



Cash Flow Statement

Consolidated Cash Flow Statement for the Half year ended 30th Sep'2023

| Particulars | In.Lakhs | |
|--------------------------------------|------------------------|----------------------|
| | 30-Sep-23 Unaudited | 31-Mar-23 Audited |
| Cash Flows from operating activities | 1,688.15 | (3,237.68) |
| Cash Flows from investing activities | (2,913.96) | (1,202.69) |
| Cash flows from financing activities | 2,046.03 | 4,456.92 |
| Change in Cash & Cash Equivalents | 820.22 | 16.56 |



Segment Overview

Segment Results For The Half Year Ended 30th Sep'2023

| Segment | Segment revenue | | Segment profit | | Profit % | |
|--------------------|------------------|------------------|-----------------|---------------|----------|-------|
| | H1 FY | H1 FY | H1 FY | H1 FY | H1 FY | H1 FY |
| | 23-24 | 22-23 | 23-24 | 22-23 | 23-24 | 22-23 |
| EPC | 19,936.45 | 5,788.63 | 1,532.36 | 451.08 | 7.7% | 7.8% |
| Services | 4,899.66 | 2,238.25 | 289.24 | 132.13 | 5.9% | 5.9% |
| Products | 4,735.69 | 3,669.72 | 260.70 | 213.69 | 5.5% | 5.8% |
| Total | 29,571.80 | 11,696.59 | 2,082.30 | 796.90 | | |
| Less: Finance cost | | | 371.72 | 205.76 | | |
| Profit before tax | | | 1,710.58 | 591.14 | | |



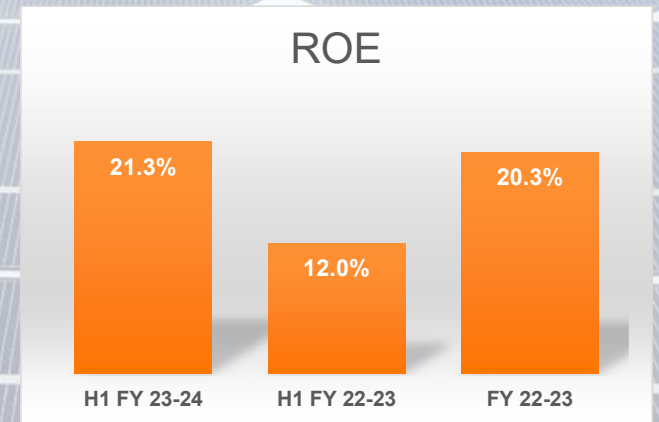
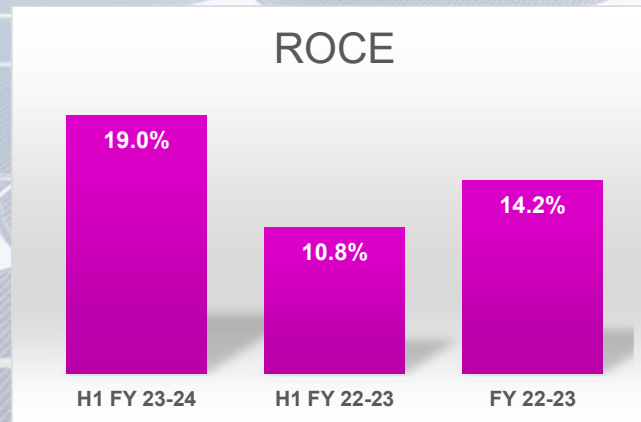
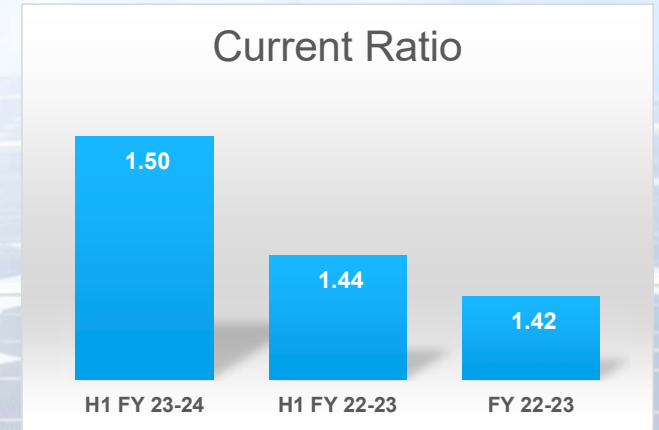
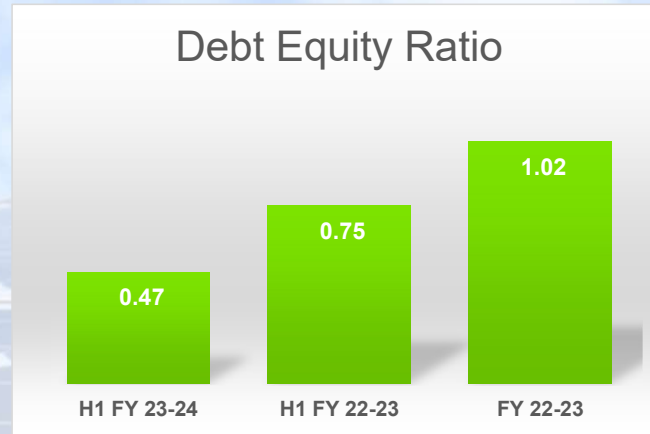
Key Financials Ratios

Key Financials Ratios

- Liquidity**
This slide is 100% editable. Adapt it to your needs and capture your audience's attention.
- Profitability**
This slide is 100% editable. Adapt it to your needs and capture your audience's attention.
- Activity**
This slide is 100% editable. Adapt it to your needs and capture your audience's attention.
- Solvency**
This slide is 100% editable. Adapt it to your needs and capture your audience's attention.

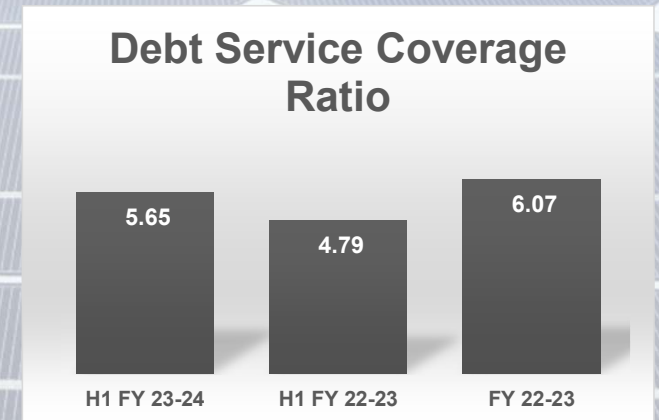
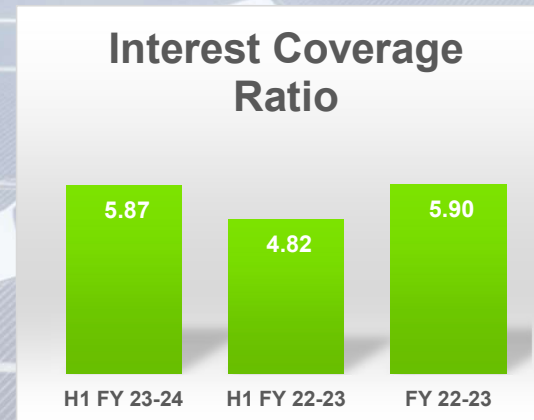
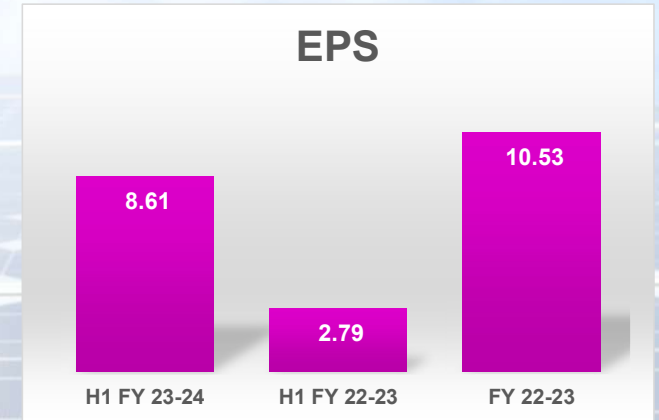
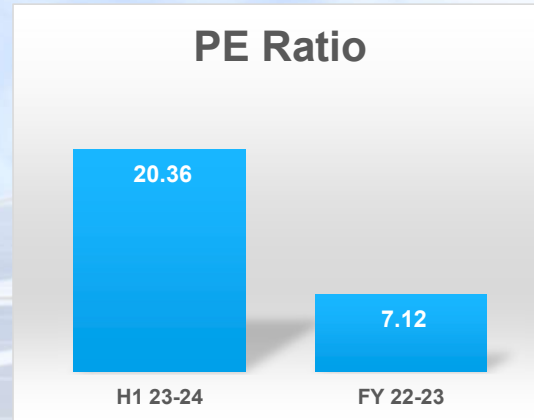


Ratios





Ratios



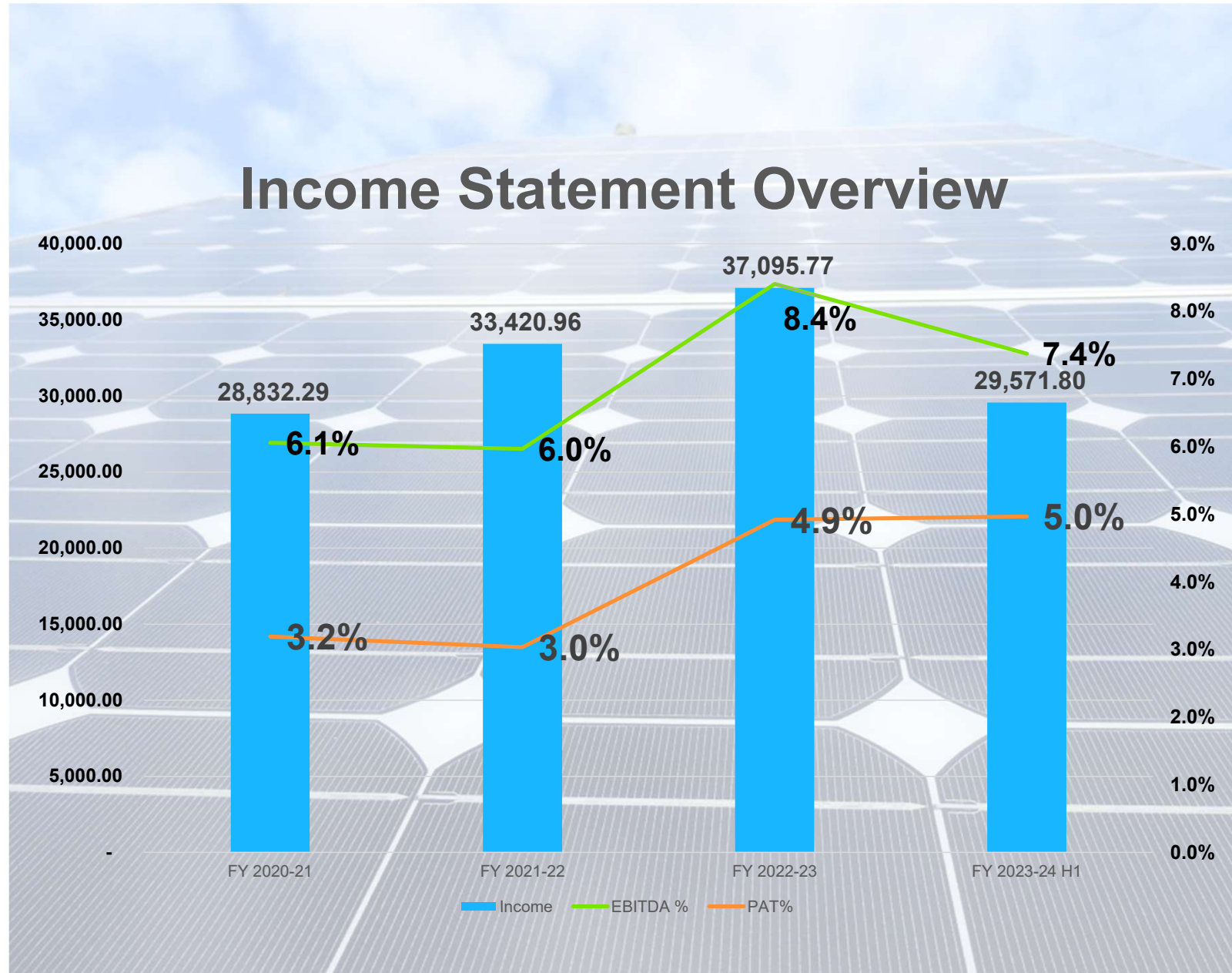


H-o-H Growth

| Particulars | Sep'23 | Sep'22 | % Growth |
|--------------------|---------------|---------------|---------------------|
| Sales | 29,571.80 | 11,696.59 | 253% |
| EBITDA | 2,181.10 | 860.96 | 253% |
| PBT | 1,710.58 | 591.14 | 289% |
| PAT | 1,468.63 | 434.50 | 338% |
| EPS | 8.61 | 2.79 | 309% |



Income Statement Overview





FY 22-23 H1 vs FY23-24 H1 - Key highlights

Sales Growth
253%

PAT Growth
338%

Debt Equity Ratio
0.47

Positive Operating
Cash flow

Order Book
INR 1695 Cr

Orders in pipeline
INR 1245 Cr



FY 23-24 H1 Highlights

- Honorary Degree Doctorate of Business and Administration (D.B.A) received from California Public University (CPU) by our CMD Bondada Raghavendra Rao
- Solar projects HOTO completed for 20 MW with KP Group
- INR 25 Crore Order received from BHEL for construction of Solar Plant on IPP Model
- INR 381 Crore order received from BSNL for 4G Saturation project as an extension to the existing order
- “ASR Pan India 2023 Award” received by the company under the Best Business and Social Services category
- Company has kick-started its business foot-print in LED lights category and started getting orders through its wholly owned subsidiary
- Tower Manufacturing Plant installed capacity got enhanced from 12000 MTPA to 15000 MTPA



A 3D-style speech bubble with a white body and a blue tail, set against a blue background. The bubble has a subtle drop shadow. The text 'THANK YOU!' is centered inside the bubble in a bold, blue, sans-serif font. The background of the slide features a blue sky with clouds at the top, a grey grid pattern on the sides, and a yellow and grey pattern at the bottom.

THANK YOU!