



maithan alloys ltd

ISO 9001:2000 COMPANY

Registered Office : Ideal Centre, 4th Floor
9, A. J. C. Bose Road, Kolkata - 700 017
T (033) 6450 2228 F (033) 3987 7201
E office@maithanalloys.com
W www.maithanalloys.com
CIN : L27101WB1985PLC039503

20th November, 2017

1]
The Secretary
The Calcutta Stock Exchange Limited
7, Lyons Range
Kolkata 700 001
Scrip code: 023915

2]
Listing Department
National Stock Exchange of India Ltd.
Exchange Plaza, Bandra-Kurla Complex,
Bandra (E), Mumbai - 400 051
Scrip code: MAITHANALL-EQ

**Sub: Investor Presentation on Unaudited Standalone Financial Results
for the quarter and half year ended 30th September, 2017**

Dear Sir,

We are enclosing herewith the Investor Presentation on the Unaudited Standalone Financial Results for the quarter and half year ended 30th September, 2017.

This information is submitted to you pursuant to Regulation 30 of the Securities and Exchange Board of India (Listing Obligations and Disclosure Requirements) Regulations, 2015.

This is for your information and appropriate dissemination.

Thanking you,

Yours faithfully,

For Maithan Alloys Limited

Rajesh K. Shah
Company Secretary

cc: The Corporate Relationship Department
BSE Limited
1st Floor, New Trading Ring, Rotunda Building,
P.J. Towers, Dalal Street, Fort, Mumbai 400 001
Script Code: 590078

Works : Unit-I, P.O. Kalyaneshwari - 713 369, Dist. Burdwan (W.B.)
Unit-II, E.P.I.P., Byrnihat, Dist.-Ri-bhoi-793101, Meghalaya



MAITHAN ALLOYS LIMITED

Investor Presentation – November 2017



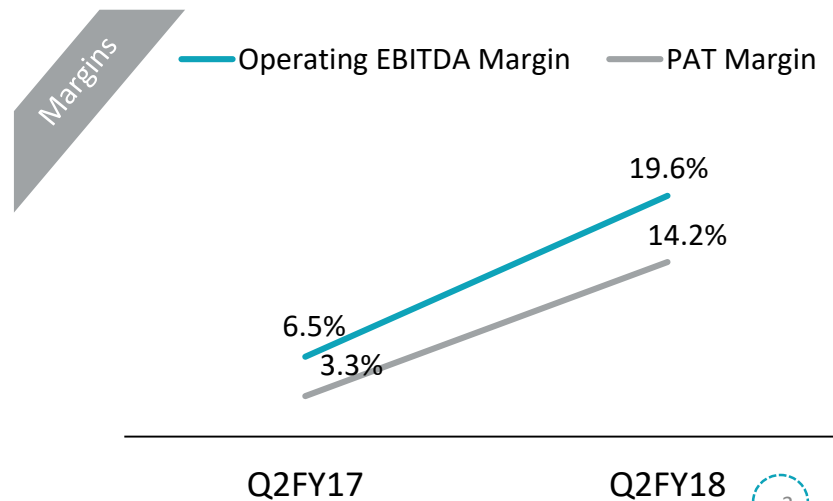
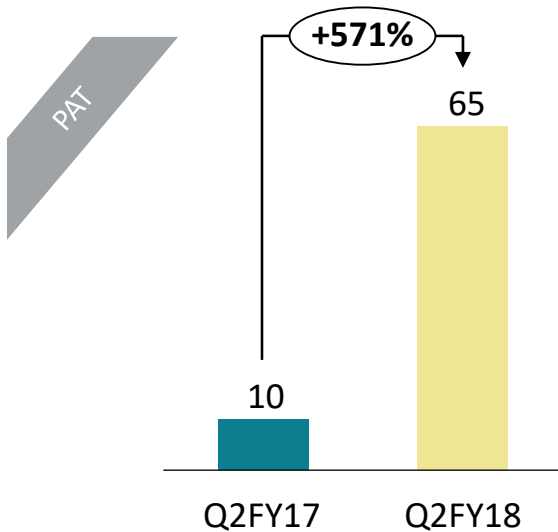
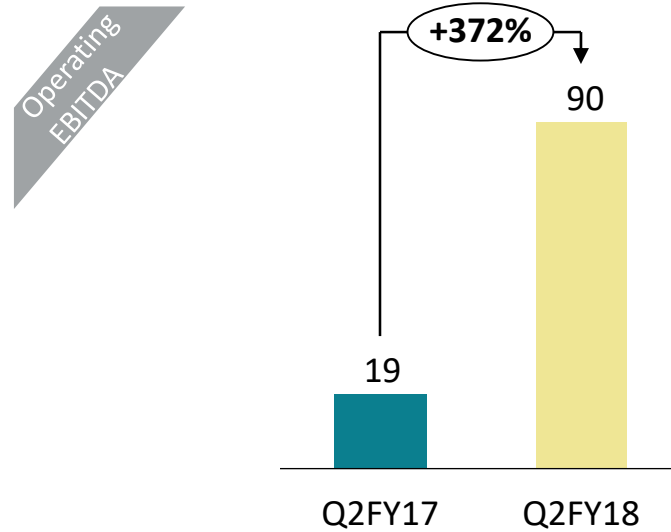
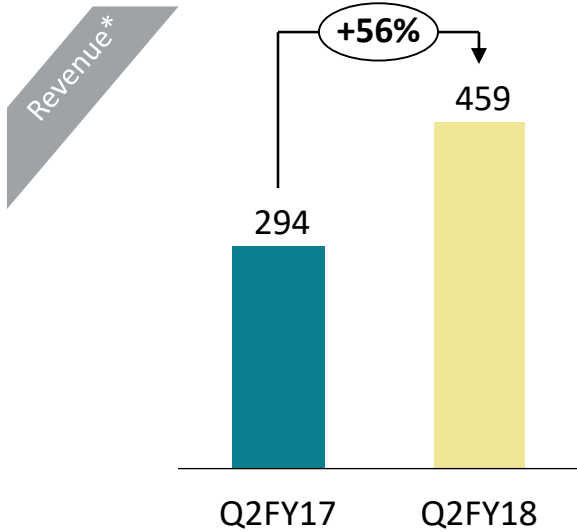
This presentation and the accompanying slides (the “Presentation”), which have been prepared by **Maithan Alloys Limited** (the “Company”), have been prepared solely for information purposes and do not constitute any offer, recommendation or invitation to purchase or subscribe for any securities, and shall not form the basis or be relied on in connection with any contract or binding commitment what so ever. No offering of securities of the Company will be made except by means of a statutory offering document containing detailed information about the Company.

This Presentation has been prepared by the Company based on information and data which the Company considers reliable, but the Company makes no representation or warranty, express or implied, whatsoever, and no reliance shall be placed on, the truth, accuracy, completeness, fairness and reasonableness of the contents of this Presentation. This Presentation may not be all inclusive and may not contain all of the information that you may consider material. Any liability in respect of the contents of, or any omission from, this Presentation is expressly excluded.

Certain matters discussed in this Presentation may contain statements regarding the Company’s market opportunity and business prospects that are individually and collectively forward-looking statements. Such forward-looking statements are not guarantees of future performance and are subject to known and unknown risks, uncertainties and assumptions that are difficult to predict. These risks and uncertainties include, but are not limited to, the performance of the Indian economy and of the economies of various international markets, the performance of the industry in India and world-wide, competition, the company’s ability to successfully implement its strategy, the Company’s future levels of growth and expansion, technological implementation, changes and advancements, changes in revenue, income or cash flows, the Company’s market preferences and its exposure to market risks, as well as other risks. The Company’s actual results, levels of activity, performance or achievements could differ materially and adversely from results expressed in or implied by this Presentation. The Company assumes no obligation to update any forward-looking information contained in this Presentation. Any forward-looking statements and projections made by third parties included in this Presentation are not adopted by the Company and the Company is not responsible for such third party statements and projections.

Strong Performance for Q2 FY18

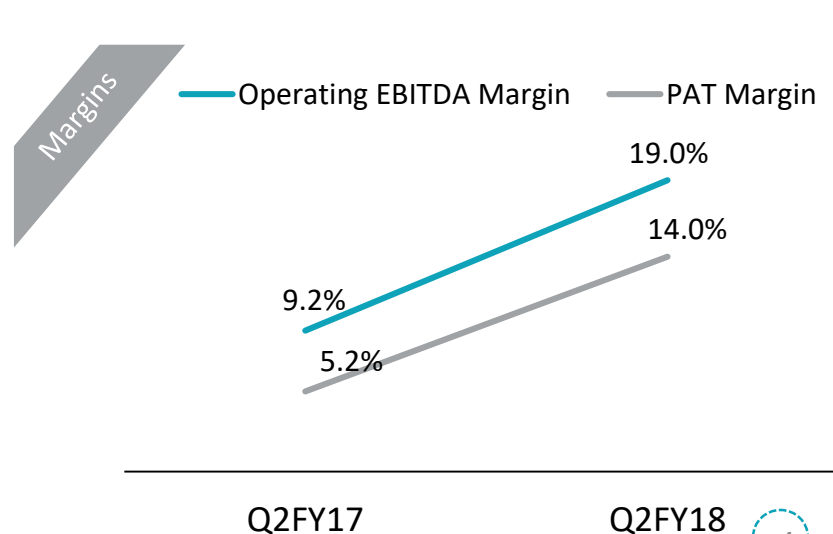
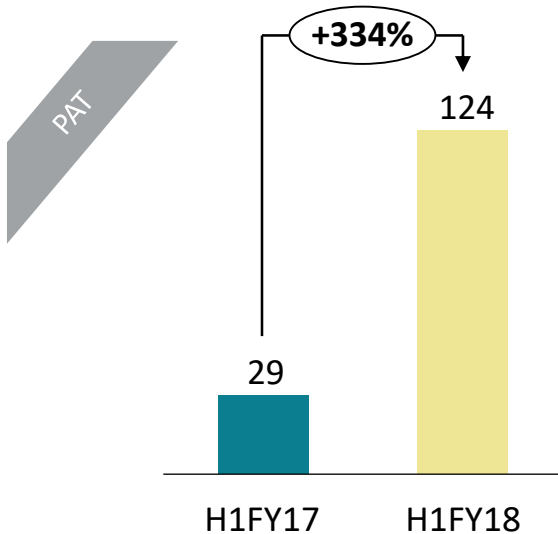
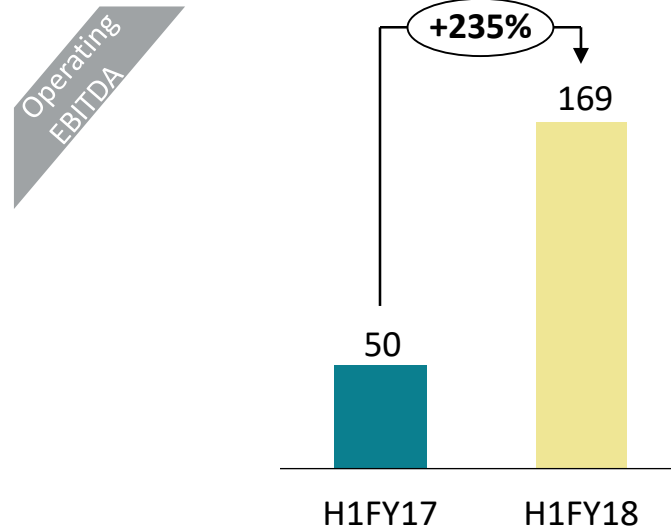
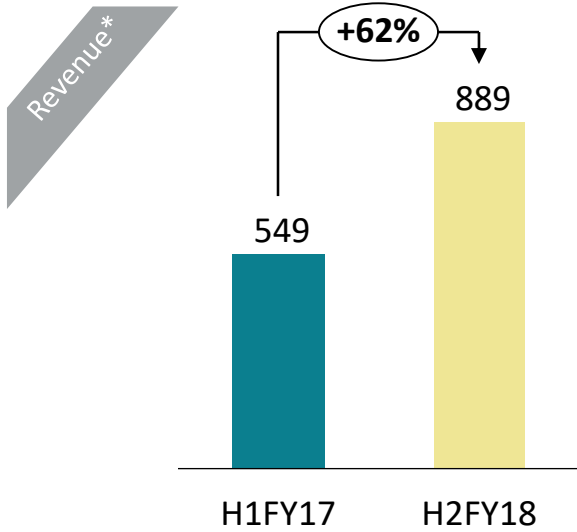
₹ Crs



*Net of Excise Duty/ GST

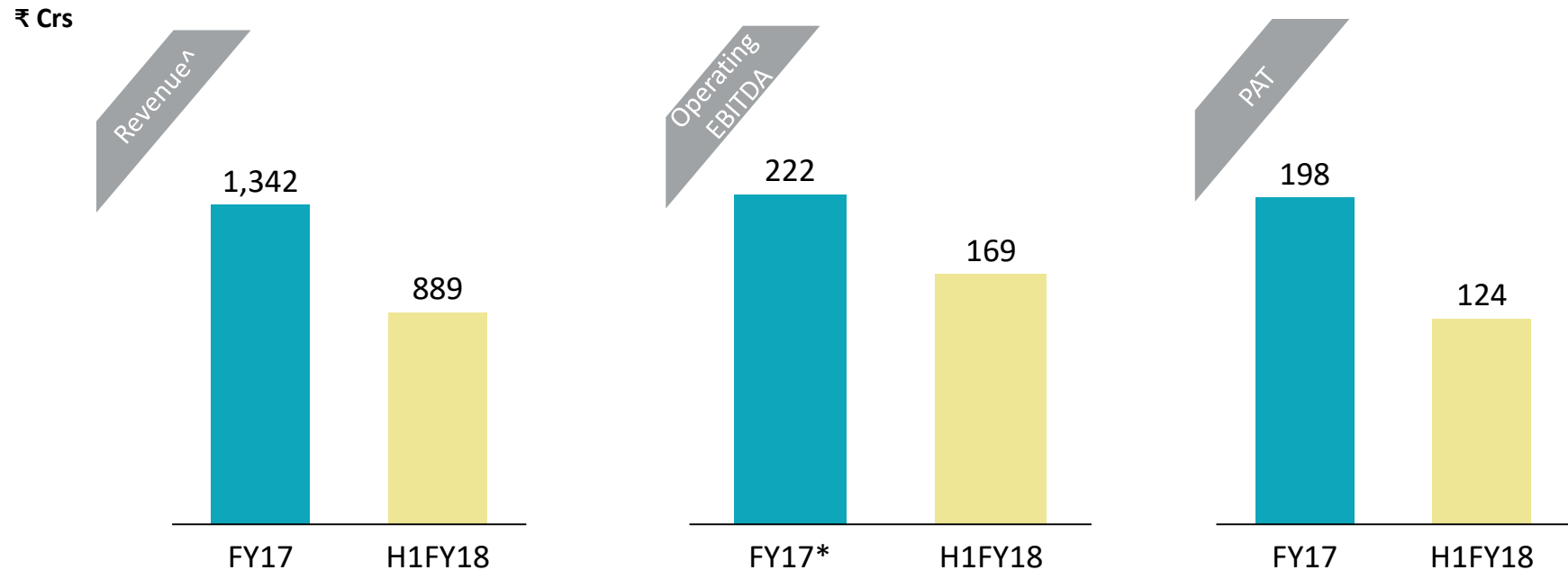
Performance Highlights for H1 FY18

₹ Crs




*Net of Excise Duty/ GST

Strong Performance Continues...



- H1 FY18 Revenue, EBITDA and PAT has already achieved ~65% of FY17 Revenue, EBITDA and PAT
- The growth was largely on the back of better product mix and realisations
- Increase in utilisation levels resulted in operating leverage; cost efficiency lead to margin expansion



Largest Manufacturer

India's largest
Manganese
Alloy Producer
and Exporter



Rich Experience

Two decades of
experience and
continuous growth



Niche Products

Basket of the most
Techno-Commercial
Products



Robust Balance Sheet

Net Cash
Credit Rating:
CARE A+
CARE A1+

“A Culture of Outperformance”

CAGR from FY2012 to FY2017

Increase in Stake Holder Return's

- **ROCE** Increased by **+ 2,670** bps
- **ROE** Increased by **+ 1,770** bps

Revenue increased by **+18%** CAGR

EBIDTA increased by **+33%** CAGR


PAT increased by **+34%** CAGR

Debt Reduction of **Rs. 130** Crores since FY12

Ferro alloys enhance steel strength, durability, anti-corrosion and anti-stain properties and acts as de-oxidant for Steel Manufacturing


Ferro Manganese - An alloy of iron and manganese

- Used in steel products wherein silicon content needs to be controlled at low levels
- Used in flat steel, manganese-rich steel and stainless steel manufacturing



Silicon Manganese- An alloy of silicon and manganese

- Cost-effective blend of silicon and manganese
- Consumed in all steel products. Used in higher quantities in 200 series stainless steel, alloy steel and manganese steel



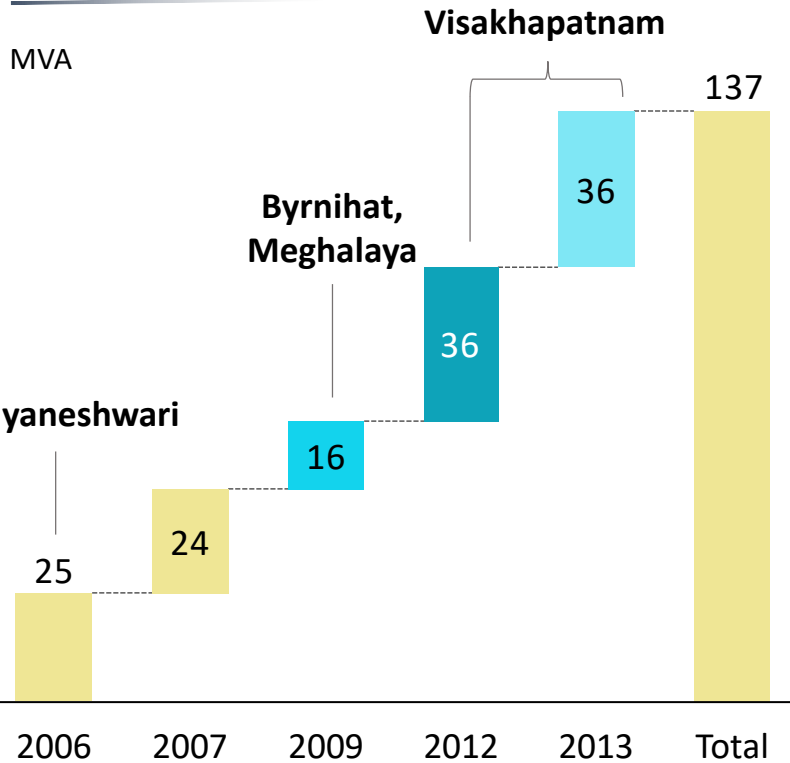
Ferro Silicon - An alloy of iron and silicon

- Silicon acts as a steel oxidant
- Used primarily in special steels and in small quantities in mild steel

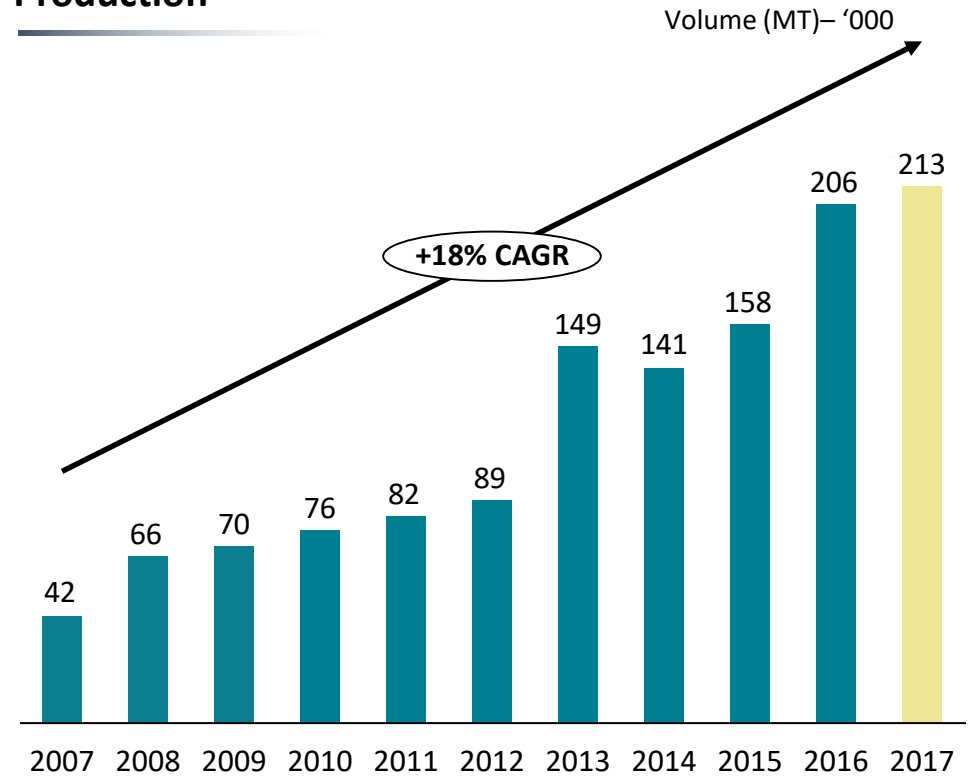


Capacity addition to support Growth

Capacity Built-up

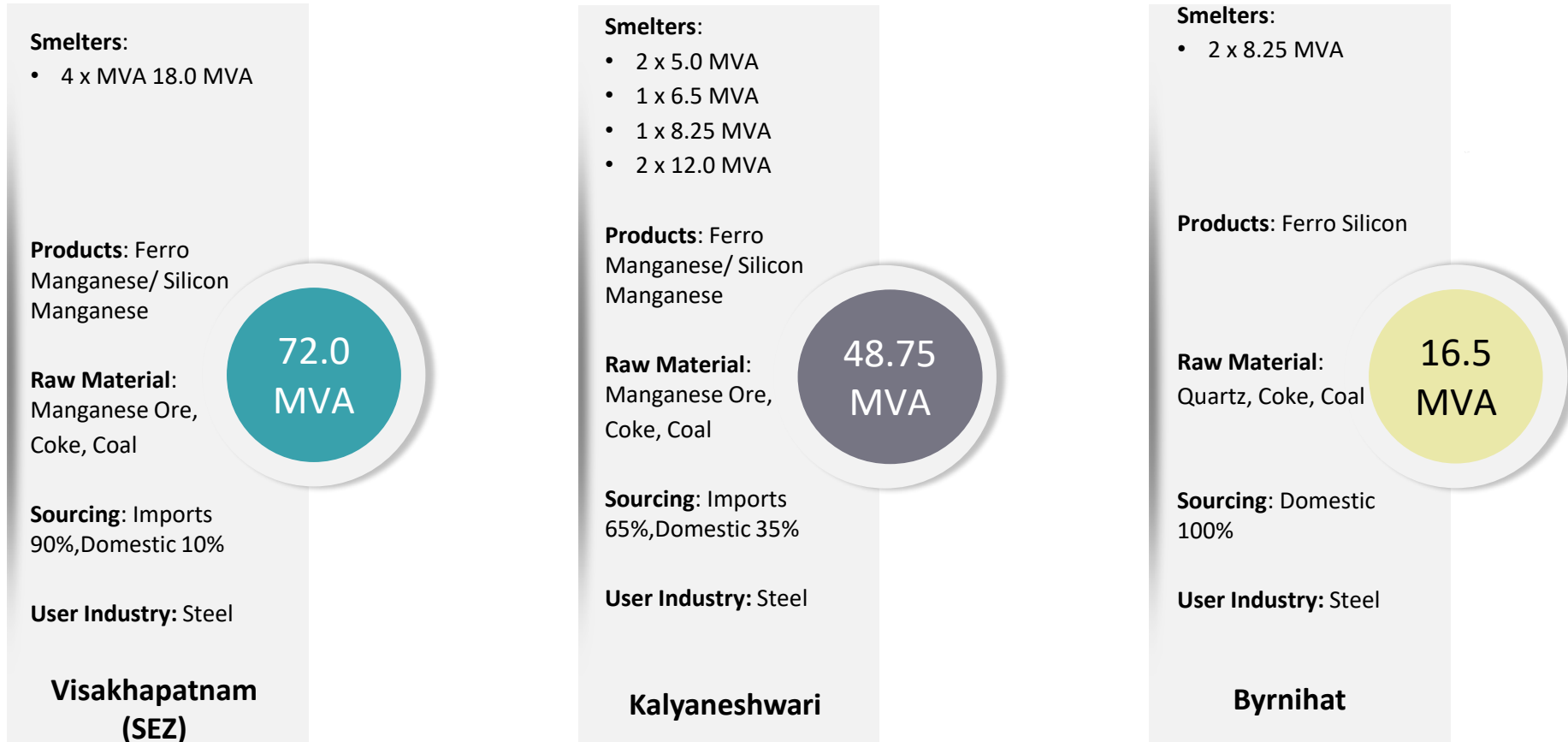


Production



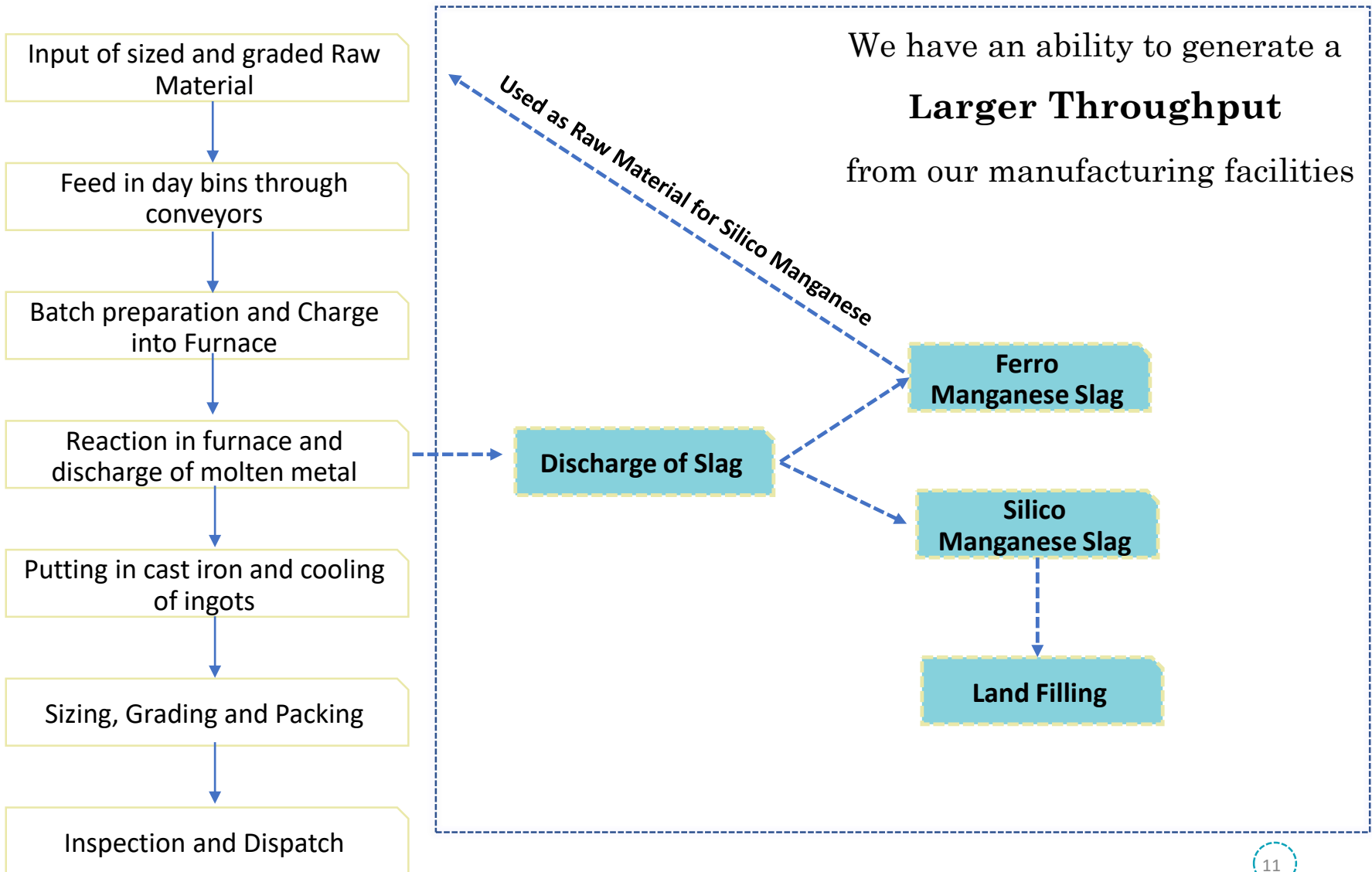
Increase in Capacity at Strategic Locations to support Profitable Growth

Installed Capacity of 137.25 MVA

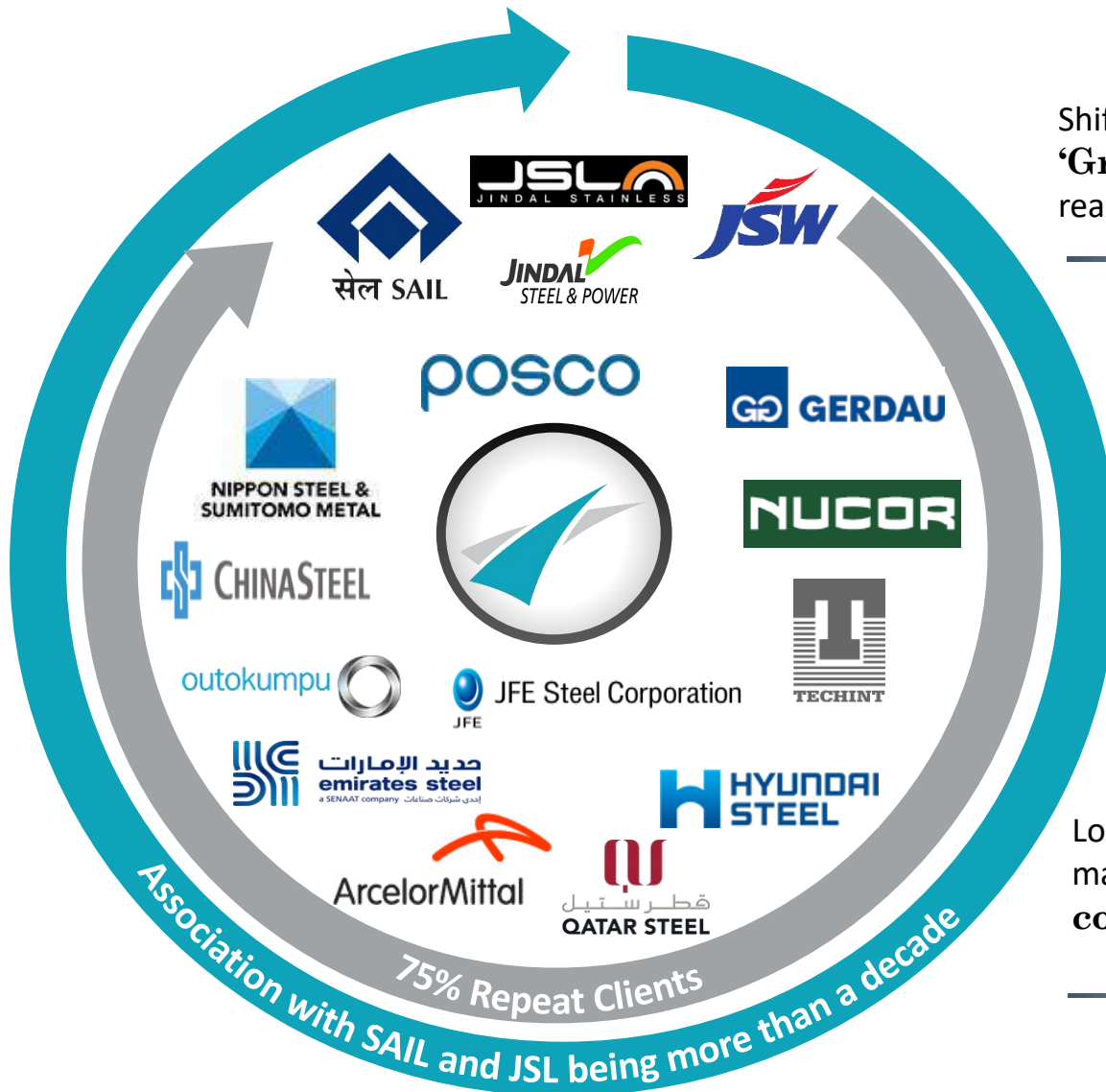


- Kalyaneshwari and Byrnihat source Coke & Coal from Domestic Market, because it is logistically feasible
- Vishakhapatnam and Kalyaneshwari imports Manganese Ore. Advantage of importing are
 - ✓ Quality Product
 - ✓ Variety of Grades Leading to better Product Mix
 - ✓ Logistic Advantage

Self-Sustaining Business Model



Strong Client Relationships



Shift of focus from **'Stable' Europe** to **'Growing' Asia** helping in better realizations

~100% of Domestic clients are associated with the Company for over 7 years

Long term relationships with clients offers **Competitive Advantage**

Low Concentration Risk in export markets with **presence in over 35 countries**

The Leadership Team



Mr. Subodh Agarwalla

Whole Time Director and CEO

- A B. Tech from IIT Varanasi and M.B.A from IIM Bangalore
- At age of 39 years is the Whole Time Director and CEO and strengthens the operational activities of the Company

Mr. S. C. Agarwalla

Chairman and Managing Director

- Over 25 years of rich experience in Ferro Alloys industry
- Has a strong understanding of business processes and excellent communication and people management skills
- Focuses on project setup, corporate planning and business development, human resource development, planning & budgeting and related functions

Mr. Sudhanshu Agarwalla

President and CFO

- A M.B.A from XLRI Jamshedpur.
- Over 13 Years of experience in Finance, Marketing and Procurement in the Ferro Alloys Industry

Mr. Nand Kishore Agarwal

Independent Director

Experienced in the field of Accounts, Finance and Tax Laws

Mr. Biswajit Choudhuri

Independent Director

Experienced in the field of Engineering, Banking, Finance and Management

Mr. Vikash Kumar Jewrajka

Independent Director

Experienced in the field of Monolithic Ceramics, Promotions of Residential Property & Fly Ash Bricks Machine Manufacturer

Mr. Ashok Bhandari

Independent Director

Experienced in the field of Finance and Negotiation with Banks, Governments and Technology & Equipment suppliers

Mr. Palghat Krishnan Venkatramani


Independent Director

Experienced in the field of Banking with specialty in Industrial Finance and staff training and Foreign Exchange and Management Accountancy

Ms. Kalpana Biswas Kundu

Independent Director

Experienced in the field of Banking, Accounts and Finance



Vision

To be India's premiere Alloy Company that is built on the solid foundation of shareholder trust, customer commitment, employee satisfaction and sustainable communities. Consistently delivering on our promises backed by meticulous hard work is our motto for ensuring success always!

Mission


To be India's premiere Alloy Company by:

- Promising excellent shareholder value: Guarantee a high ROC coupled with lower-than-market debt ratios
- Nurturing our employees: Encourage employees to work hard and add to their knowledge base. Ensuring employee growth by creating a secure and stress-free working environment.
- Utmost commitment to our customers: Irrespective of the market conditions, we will always strive for the highest product standards that will in turn ensure complete customer satisfaction.
- Care for our communities: A clean environment, education, housing, health and sustainability for our communities will always remain our mission.

Commitment is a passion for us. We are extremely committed to serving our shareholders and customers to the best of our abilities. Our promise to our stakeholders is a hard-ironed commitment and we aim to exhibit this value in everything that we do.



Loyalty is the very fabric that runs beneath our organization. We strive to imbibe and exhibit loyalty not only to our stakeholders but also internally as individuals.



We not only believe but also imbibe that 'honesty is indeed the best policy'. We strive to do what is right and not what is the easiest. Staying true to ourselves and our work is what we live by.



Rigorous and meticulous attention to detail along with a positive attitude is how we would describe every work process at our organization. Rigour with a positivity will lead to guaranteed successes.

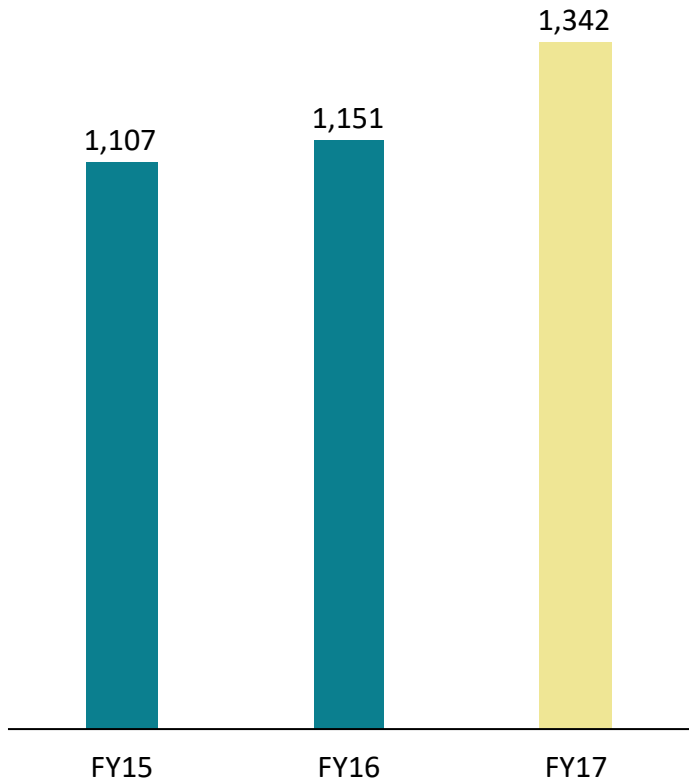


We believe in our common goals and stand by each other on the back of open and honest communication. A strong team is always a winning team.

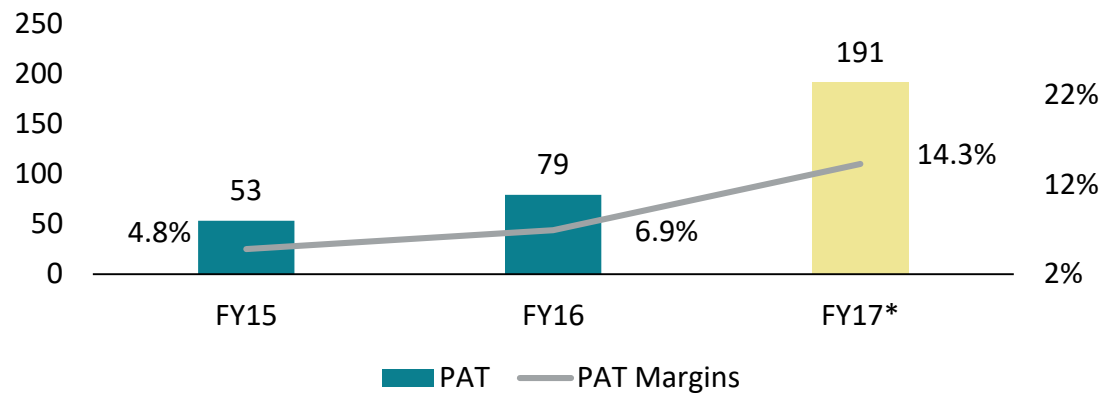
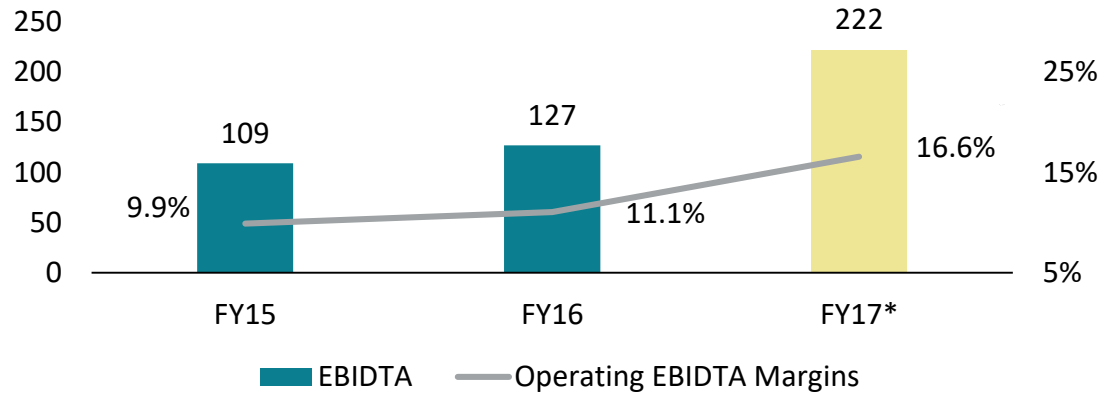


Outperformance in 2017...

Growing Revenue (₹ Crs)



Margins improved even in uncertain times



Led by our **Efficiency**

Proving our **Credibility**

Maintaining the Maithan Edge



Efficiency

- Lowest in the Cost Curve
- Optimum Capacity Utilization
- Higher Tonnage product

Optimising Facilities for Maximising Returns

- Sources raw materials when it gets contracts
- PPA agreement with power plants
- Stable Asset turnover ratios and low debt-equity ratio

Strong Credibility

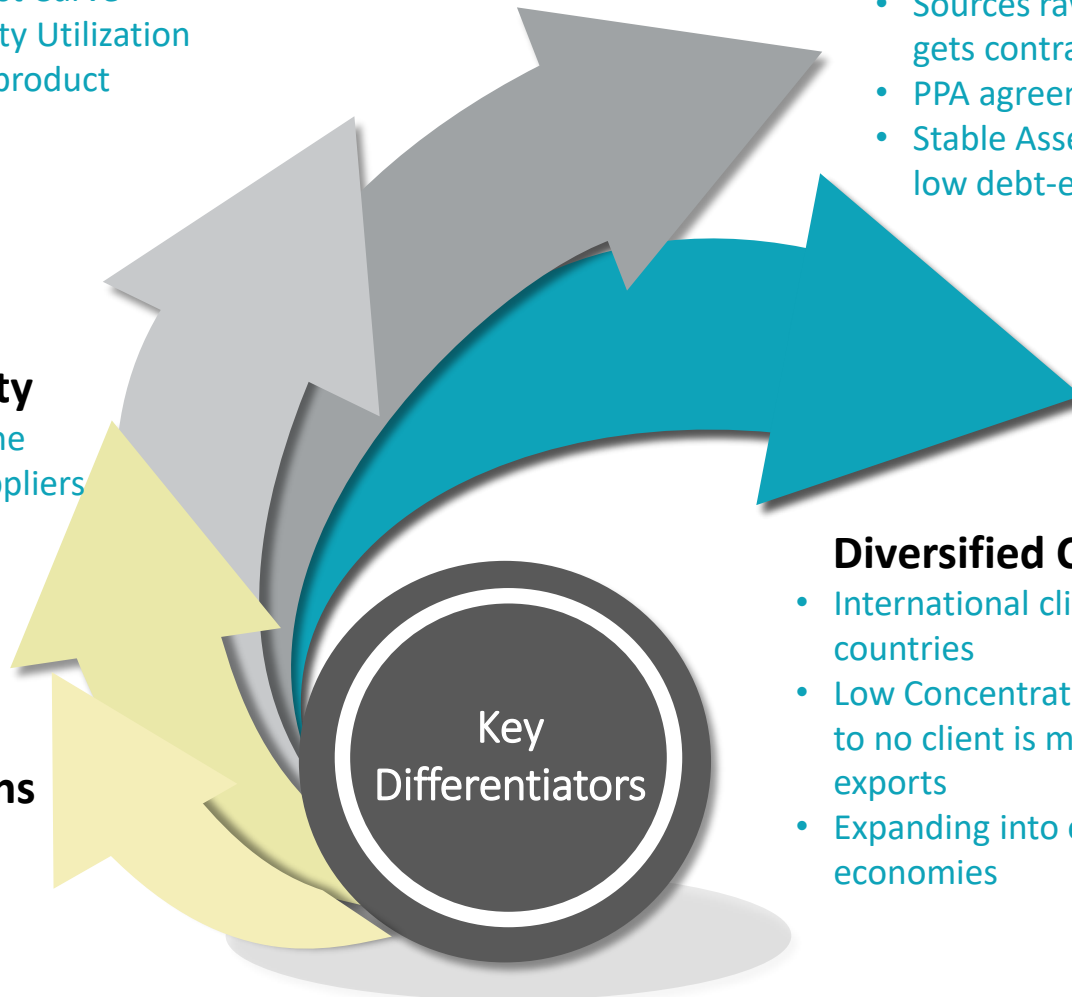
- Strong credibility in the market right from suppliers to end customers

Expansion Plans

- Inorganic Growth Opportunities

Diversified Customer Base

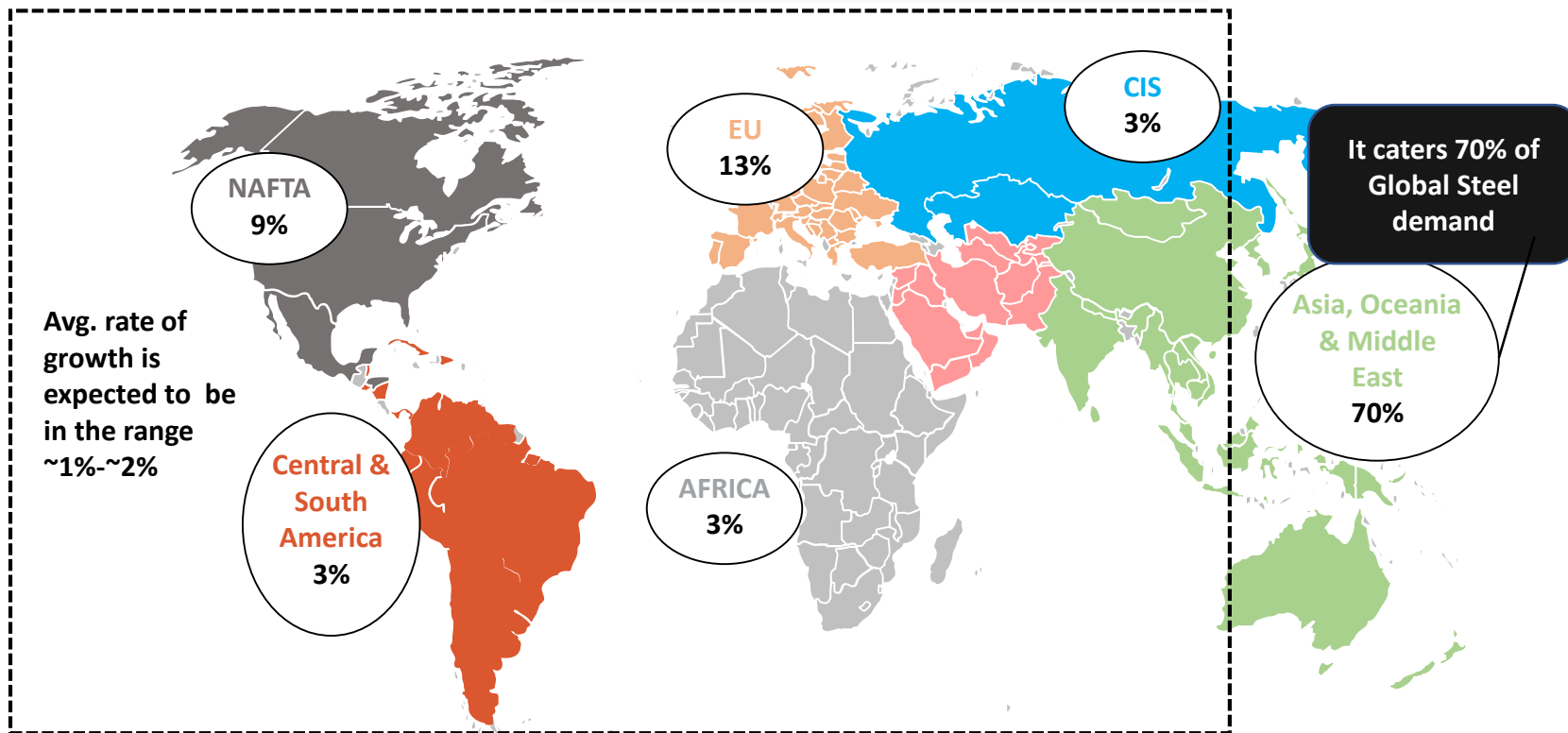
- International clients across 35 countries
- Low Concentration Risk as exposure to no client is more than 10% of its exports
- Expanding into emerging Asian economies



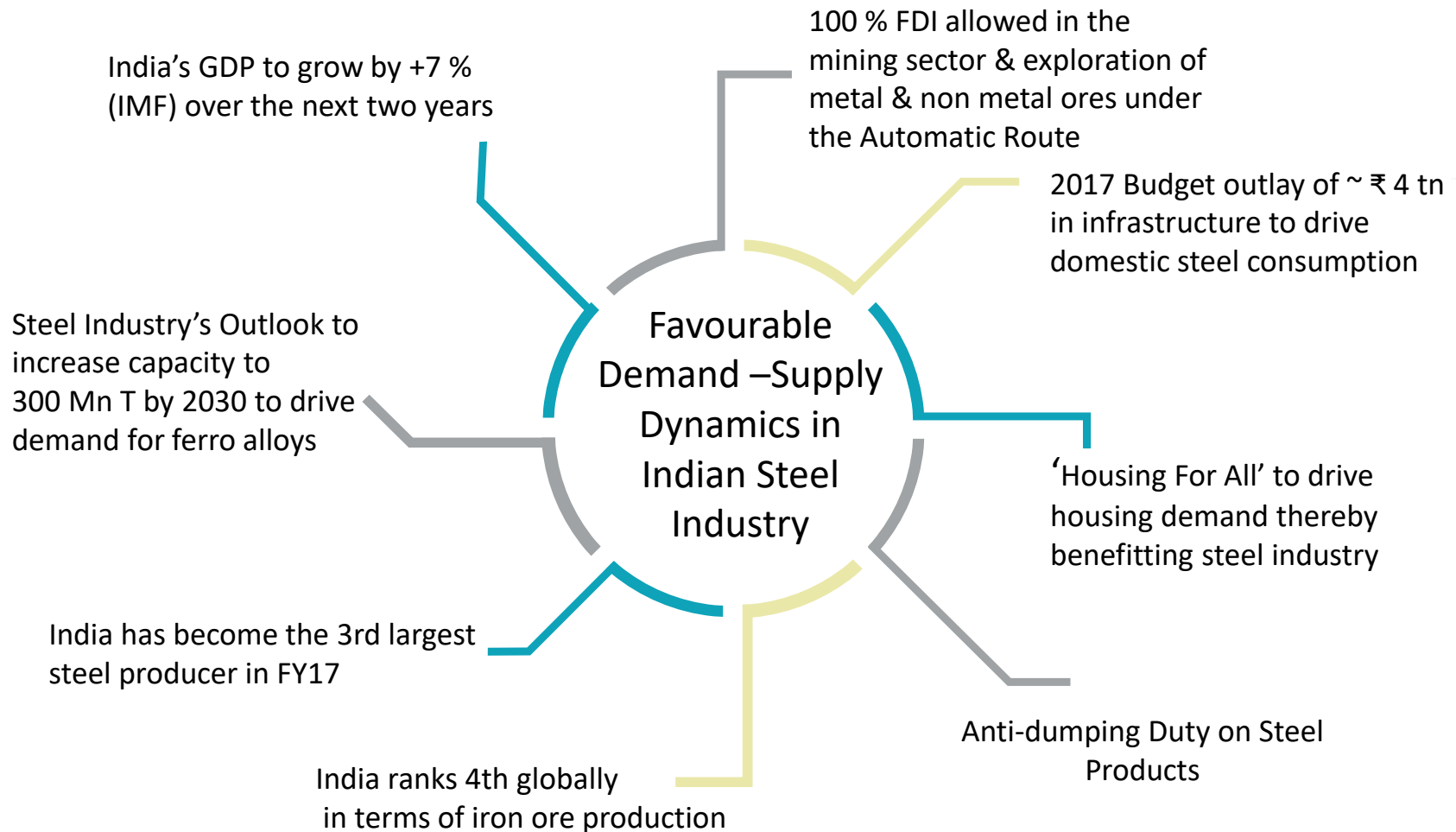
Industry Tailwinds

Asian Economies to drive the Global Steel Demand

Global Steel Demand 2018 : 1,548.5 Mn T

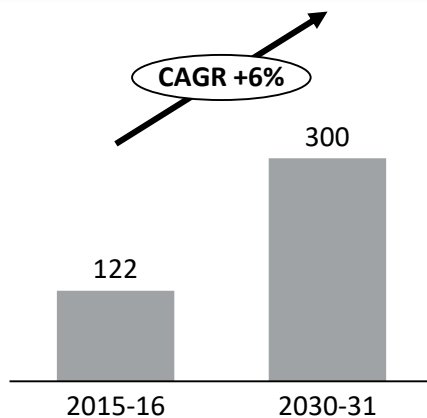


Asia Ex-China Growth is expected to be ~5%
Maithan already has a strong foothold in the growing Asian economies with no exposure to China

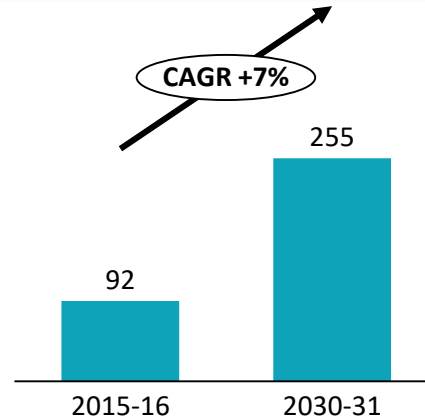


Alloy Producers to benefit from NSP 2017

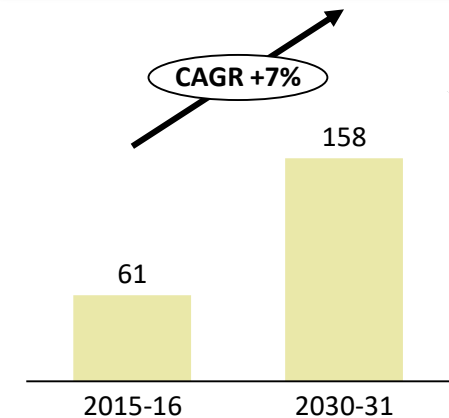
Capacity (Mn MT)



Production (Mn MT)



Per Capita Consumption (kg)

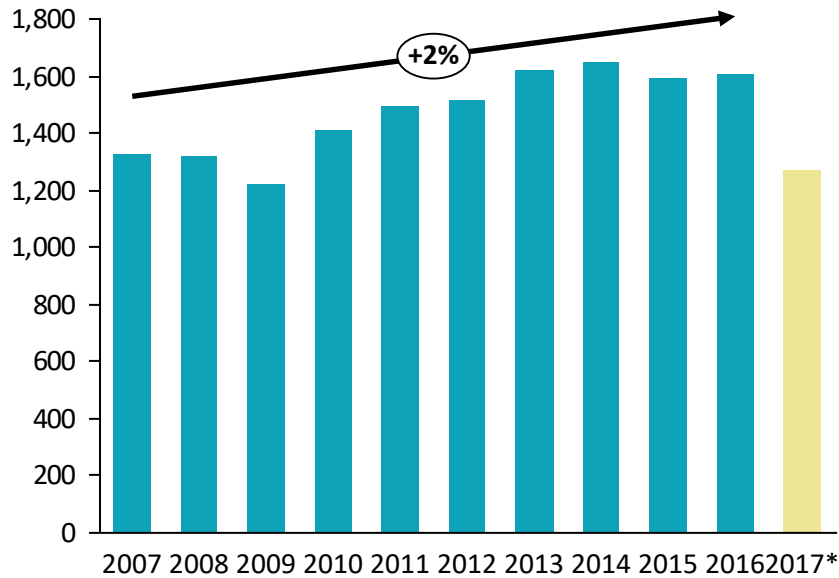


National Steel Policy (NSP) 2017 Highlights

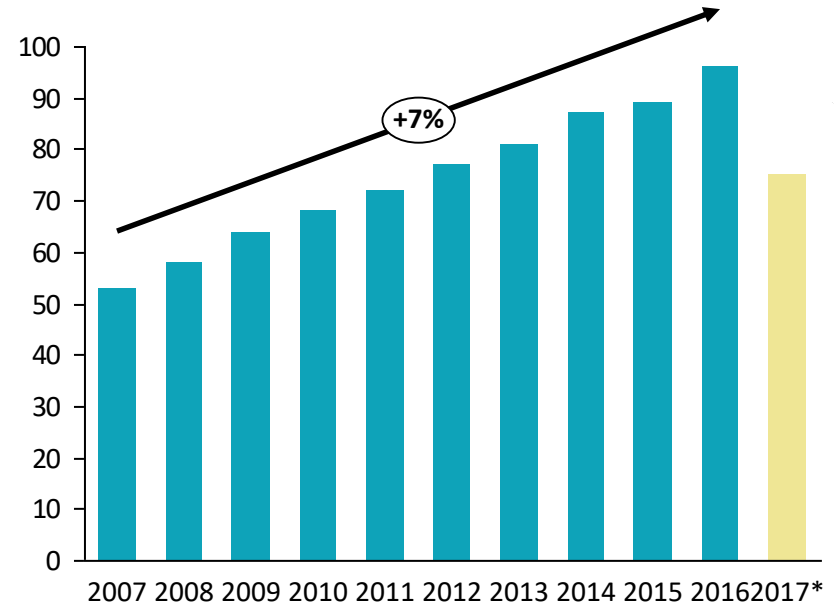
- Reduce dependence on Steel imports and become self sufficient in Steel production
- Increase domestic availability of washed coking coal so as to reduce import dependence on coking coal to 50%
- Policy to increase consumption of Steel in Infrastructure, Automobiles & Housing sector
- Provide policy support & guidance to private manufacturers, MSME Steel producers, CPSEs
- Steel Ministry will facilitate R&D through the establishment of Steel Research and Technology Mission of India (SRTMI)

~1.5% of Manganese Alloy is required to produce each tonne of Steel

World Crude Steel Demand (Mn MT)



India Crude Steel Demand (Mn MT)



Operating Efficiency



Better Product Mix



Strong Customer Relationships



Gaining Market Share Globally and Domestically

Maithan Alloys production has grown at CAGR of 18 % since 2007

*Data till Sept'17
Source: World Steel Association

War Chest of
₹ 250Cr



Cash & Cash
Equivalents of
₹ 190Cr

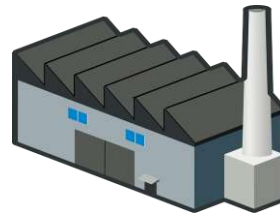


Internal
Accruals



Inorganic Expansion

The Company is looking at
Acquiring Assets and is already
in dialogue with Banks



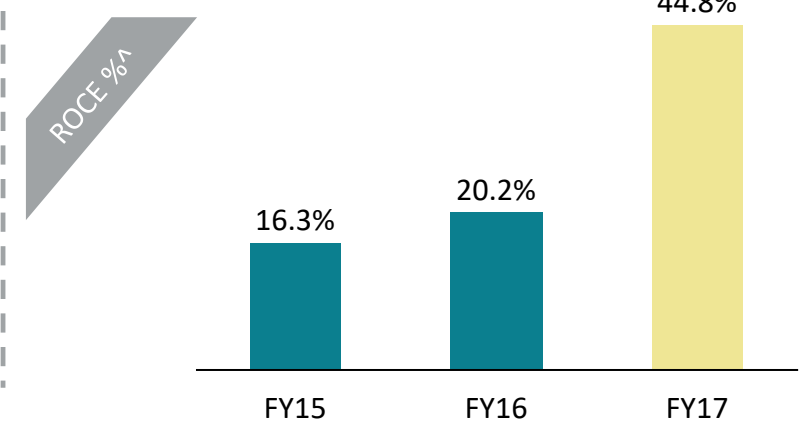
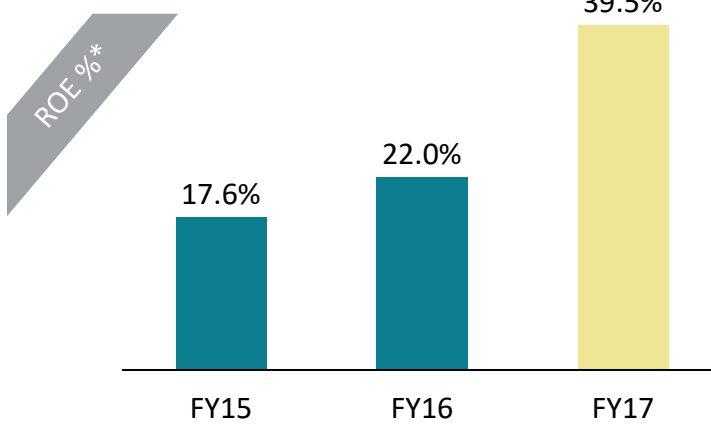
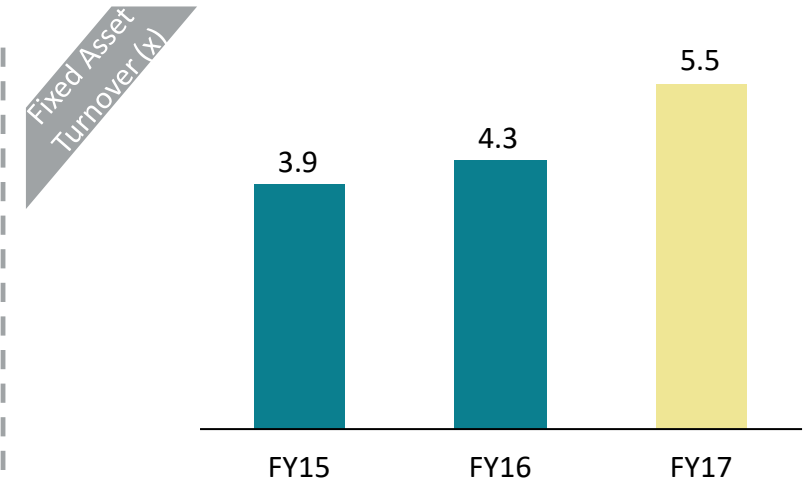
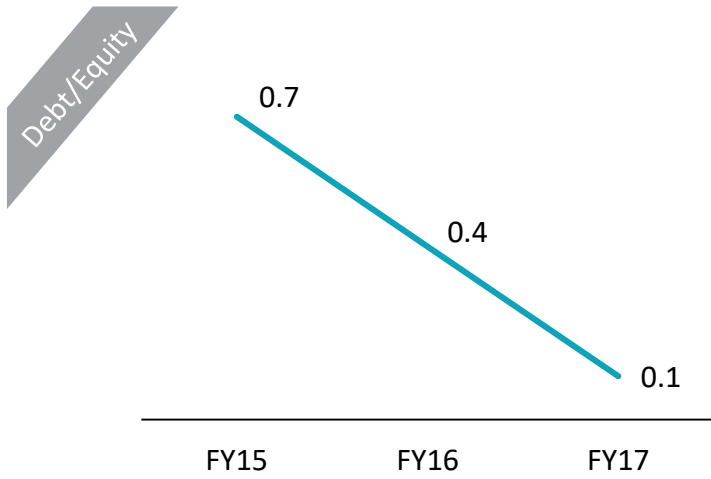
Organic Expansion

Company is planning for
Greenfield Expansion and is
currently evaluating Land for
the same



Financials

Proven Track Record (As per IGAAP)



Higher Return Ratio is because of prudent capital allocation and superlative operating efficiency

*RoE = PAT after Minority Interest / Avg. Shareholders Fund

^ RoCE = EBIT / Avg. Capital Employed

Standalone Profit & Loss (As per IND AS)

Particulars (₹ Crs)	Q2 FY18	Q2 FY17	YoY	H1 FY18	H1 FY17	YoY
Revenue (Net of Excise Duty/ GST)	459	294	56%	889	549	62%
Raw Material	236	144		460	265	
Power	92	85		183	157	
Employee Expenses	11	5		21	11	
Other Expenses	30	40		56	66	
EBITDA	90	19	372%	169	50	235%
EBITDA Margin	19.6%	6.5%		19.0%	9.2%	
Other Income	2	2		4	5	
Depreciation	4	6		8	12	
EBIT	88	15		165	42	
EBIT Margin	19.2%	5.3%		18.5%	7.7%	
Finance costs	0.6	3		1	6	
Exceptional Items- Income/ (Expense)	0	0		0	0	
PBT	87	12		163	37	
Tax	22	3		39	8	
PAT	65	10	571%	124	29	334%
PAT Margin	14.2%	3.3%		14.0%	5.2%	

Consolidated Profit & Loss (As per IGAAP)

Particulars (₹ Crs)	FY17	FY16	YoY
Revenue	1,342	1,151	17%
Raw Material	628	597	
Power	331	315	
Employee Expenses	33	23	
Other Expenses	128	89	
EBITDA*	222	127	78%
EBITDA Margin*	16.6%	11.1%	
Power subsidy (Income)	51	0	
Other Income	21	4	
Depreciation	28	23	
EBIT	265	108	146%
EBIT Margin	19.8%	9.4%	
Finance costs	9	12	
PBT	256	96	
Tax	65	17	
PAT	191	79	143%
PAT Margin	14.3%	6.9%	

Standalone Balance Sheet (As per IND AS)

Particulars (₹ Crs)	Sep-17	Particulars (₹ Crs)	Sept-17
Non-Current Assets	291	Equity	711
Property, plant and equipment	238	Equity share capital	29
Intangible Assets	0.1	Other Equity	682
Financial Assets		Non-current Liabilities	32
i. Investments	25	Financial liabilities	
ii. Loans	28	i. Borrowings	4
Other non-current assets	1	Provisions	2
Current Assets	779	Deferred tax liabilities (net)	26
Inventories	247	Other non-current liabilities	1
Financial assets		Current Liabilities	327
i. Investments	136	Financial liabilities	
ii. Trade receivables	283	i. Borrowings	7
iii. Cash and cash equivalents	54	ii. Trade payables	117
iv. Bank balances other than (iii) above	0.1	iii. Other financial liabilities	37
v. Other financial assets	24	Provisions	1
Current tax assets (net)	0.1	Current tax liabilities (net)	19
Other current assets	35	Other current liabilities	147
Total Assets	1,071	Total Equity and Liabilities	1,071

For further information, please contact:

Company

Maithan Alloys Ltd.

CIN: L27101WB1985PLC039503

Mr. Rajesh K. Shah

rajesh@maithanalloys.com

www.maithanalloys.com

Investor Relations Advisors:

Strategic Growth Advisors Pvt. Ltd.

CIN: U74140MH2010PTC204285

Ms. Neha Shroff/ Mr. Viraj Shah

neha.shroff@sgapl.net / viraj.shah@sgapl.net

+91-7738073466 / +91-9687076999

www.sgapl.net