

November 10, 2022

**BSE Limited**

Phiroze Jeejeebhoy Towers,  
Dalal Street,  
Mumbai- 400 001

Scrip Code- 541019/ 973671

Dear Sir/Madam,

**National Stock Exchange of India Limited**

Exchange Plaza, C-1, Block-G,  
Bandra Kurla Complex, Bandra (East),  
Mumbai- 400 051

Scrip Symbol- HGINFRA

**Sub: Investor Presentation Q2 & H1FY23**

Please find enclosed a copy of Investor Presentation on the unaudited financial results of the Company for the quarter and half year ended September 30, 2022.

The above information is also being uploaded on the Company's website at [www.hginfra.com](http://www.hginfra.com)

This is for your information and records.

Thanking you,

Yours faithfully,

**For H.G. Infra Engineering Limited**

ANKITA MEHRA  
MEHRA

Digitally signed by  
ANKITA MEHRA  
Date: 2022.11.10  
18:41:23 +05'30'

**Ankita Mehra**

Company Secretary & Compliance Officer  
ICSI. M. No-A33288

Encl: as above

**H. G. INFRA ENGINEERING LTD.**



# H.G. Infra Engineering Limited



**Q2 & H1FY23**  
**Investor Presentation**



# Company Overview



## Leading Road/ Highway Construction Company

**19**

Years of execution

**12+**

Active Projects

**9**

HAM Projects



## Strong Growth Trajectory

**27%**

Revenue CAGR (4 years)

**29%**

EBITDA CAGR (4 years)

**42%**

Profit CAGR (4 years)



## Pan India Presence

(Incorporation)

(Today)

**9**

States

**100%**

India

North ~**48%**  
South ~**28%**  
East ~**19%**  
West ~ **5%**



## Robust Business Model

**2,100+**

Fleet of Modern Equipment

**Multiple**

Digital initiatives to enhance processes

# Q2FY23 Financial Highlights



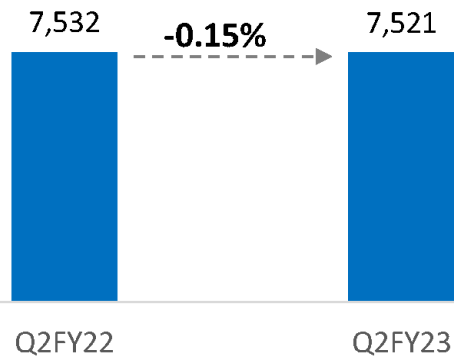


# Consistent Standalone financial performance and growth

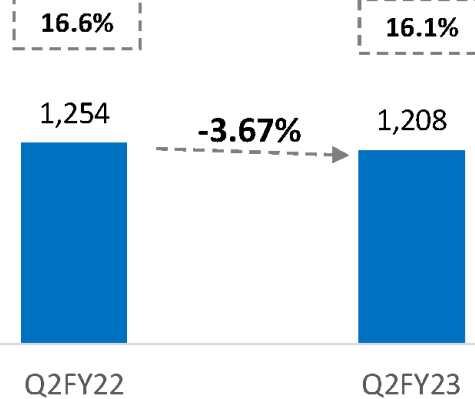


## Quarter Highlights

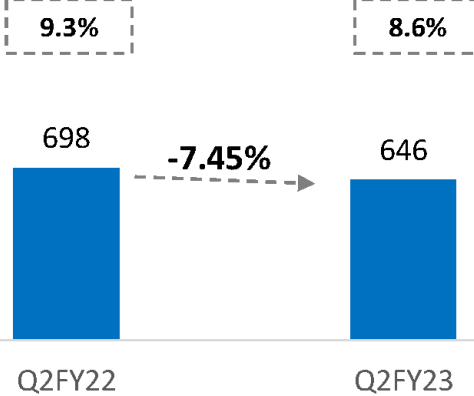
### Revenue



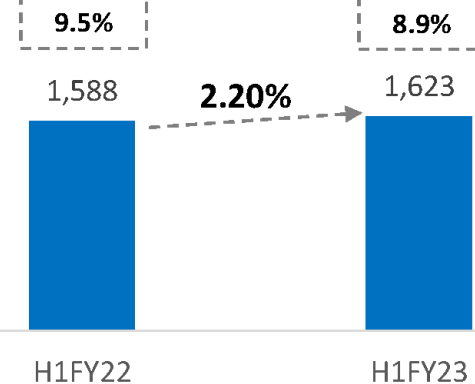
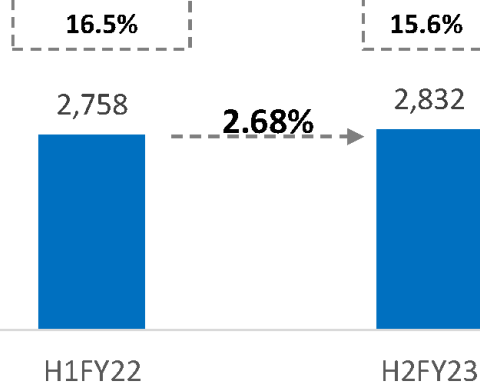
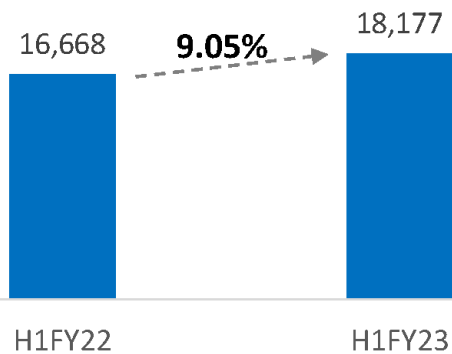
### EBITDA & EBITDA Margin (%)



### PAT & PAT Margin (%)



## Half Yearly Highlights



\*Standalone figures and figures are reported in Mns.

# Standalone Profit & Loss Statement

All figures in INR Million

Particulars	Q2FY23	Q2FY22	YoY	H1FY23	H1FY22	Half Yearly % Change
<b>Revenue from operations</b>	<b>7,521</b>	<b>7,532</b>	<b>-0.15%</b>	<b>18,177</b>	<b>16,668</b>	<b>9.05%</b>
Cost of material consumed	3,888	3,896		9,402	8,463	
Contract and site expenses	1,894	1,985		4,950	4,654	
Employee expenses	412	311		788	621	
Other expenses	119	86		205	172	
Total Operating expenses	6,313	6,278		15,345	13,910	
<b>EBITDA</b>	<b>1,208</b>	<b>1,254</b>	<b>-3.67%</b>	<b>2,832</b>	<b>2,758</b>	<b>2.68%</b>
<b>EBITDA margin</b>	<b>16.1%</b>	<b>16.6%</b>		<b>15.6%</b>	<b>16.5%</b>	
Finance Cost	138	125		282	244	
Depreciation	241	213		443	416	
Other Income	34	15		67	30	
<b>PBT</b>	<b>862</b>	<b>932</b>	<b>-7.51%</b>	<b>2,175</b>	<b>2,129</b>	<b>2.16%</b>
<b>PBT margin</b>	<b>11.5%</b>	<b>12.4%</b>		<b>12.0%</b>	<b>12.8%</b>	
Tax Expenses (Credits)	216	233		552	541	
<b>PAT</b>	<b>646</b>	<b>698</b>	<b>-7.45%</b>	<b>1,623</b>	<b>1,588</b>	<b>2.20%</b>
<b>PAT margin</b>	<b>8.6%</b>	<b>9.3%</b>		<b>8.9%</b>	<b>9.5%</b>	
Other comprehensive income	-5	-1		-9	-2	
<b>Total comprehensive income</b>	<b>642</b>	<b>697</b>		<b>1,614</b>	<b>1,586</b>	



# Consolidated Profit & Loss Statement

All figures in INR Million

Particulars	Q2FY23	Q2FY22	YoY	H1FY23	H1FY22	Half Yearly % Change
<b>Revenue from operations</b>	<b>7,957</b>	<b>7,851</b>	<b>1.35%</b>	<b>19,016</b>	<b>17,284</b>	<b>10.02%</b>
Cost of material consumed	3,888	3,896		9,402	8,463	
Contract and site expenses	1,907	1,989		4,971	4,663	
Employee expenses	417	316		799	630	
Other expenses	134	103		242	203	
Total Operating expenses	6,346	6,304		15,415	13,959	
<b>EBITDA</b>	<b>1,611</b>	<b>1,547</b>	<b>4.14%</b>	<b>3,601</b>	<b>3,325</b>	<b>10.09%</b>
<b>EBITDA margin</b>	<b>20.2%</b>	<b>19.7%</b>		<b>18.9%</b>	<b>19.2%</b>	
Finance Cost	335	278		674	536	
Depreciation	241	213		443	416	
Other Income	41	14		75	28	
Share of Net profit of Asso.	-	-		-	-	
<b>PBT</b>	<b>1,078</b>	<b>1,070</b>	<b>0.75%</b>	<b>2,563</b>	<b>2,402</b>	<b>6.70%</b>
<b>PBT margin</b>	<b>13.5%</b>	<b>13.6%</b>		<b>13.5%</b>	<b>13.9%</b>	
Tax Expenses (Credits)	259	325		649	646	
<b>PAT</b>	<b>819</b>	<b>745</b>	<b>9.93%</b>	<b>1,914</b>	<b>1,755</b>	<b>9.06%</b>
<b>PAT margin</b>	<b>10.3%</b>	<b>9.5%</b>		<b>10.1%</b>	<b>10.2%</b>	
Other comprehensive income	-5	-1		-9	-2	
<b>Total comprehensive income</b>	<b>815</b>	<b>744</b>		<b>1,905</b>	<b>1,753</b>	

# Balance Sheet

All figures in INR Million

Particulars	Consolidated		Standalone	
	Sep'22	Mar'22	Sep'22	Mar'22
Share Capital	652	<b>652</b>	652	652
Reserves	15,548	<b>13,708</b>	14,540	12,992
<b>Shareholders' Funds</b>	<b>16,200</b>	<b>14,360</b>	<b>15,192</b>	<b>13,643</b>
Secured Loans	11,418	<b>9660</b>	1,667	1,598
Other liabilities	331	<b>300</b>	83	95
<b>Total Non-Current Liabilities</b>	<b>11,749</b>	<b>9,961</b>	<b>1,750</b>	<b>1,693</b>
Trade Payables	4,870	<b>4,320</b>	4,868	4,320
Other Current Liabilities	257	<b>158</b>	219	146
Current Tax Liabilities	-	<b>144</b>	-	144
Other Financial Liabilities	326	<b>254</b>	288	199
Contract Liabilities	1,034	<b>1,549</b>	3,473	2,108
Short Term Borrowings*	2,834	<b>2,172</b>	2,255	1,549
<b>Total Current Liabilities</b>	<b>9,322</b>	<b>8,598</b>	<b>11,102</b>	<b>8,466</b>
<b>Total Liabilities</b>	<b>37,271</b>	<b>32,918</b>	<b>28,044</b>	<b>23,802</b>

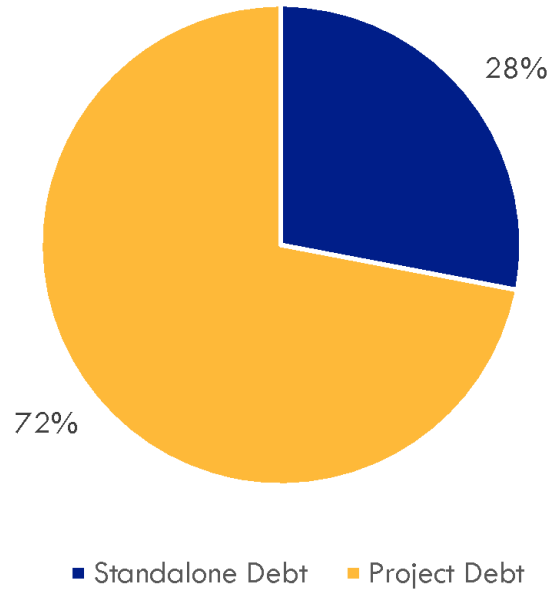
Particulars	Consolidated		Standalone	
	Sep'22	Mar'22	Sep'22	Mar'22
Fixed Assets incl. CWIP	5,478	4,499	5,473	4,494
Other Financial Assets	10,751	9,148	6,519	3,892
Other Non Current Assets	1,385	1,292	445	242
<b>Total Non-Current Assets</b>	<b>17,614</b>	<b>14,939</b>	<b>12,437</b>	<b>8,628</b>
Inventories	2,196	1,836	2,196	1,836
Sundry Debtors	4,788	6,354	5,324	6,953
Cash and Bank	1,753	1,645	1,682	1,551
Other Financial Assets	4,187	3,158	450	341
Contract Assets	4,645	3,587	4,589	3,512
Other Current Assets	2,079	1,390	1,357	972
<b>Total Current Assets</b>	<b>19,647</b>	<b>17,969</b>	<b>15,598</b>	<b>15,164</b>
Assets classified held for sale	10	10	10	10
<b>Total Assets</b>	<b>37,271</b>	<b>32,918</b>	<b>28,044</b>	<b>23,802</b>

\*Includes payables under MSMETrade receivables discounting system (TReDS)- Rs 666.07 Mn for Sept'22)



# Debt Breakup as on Sep'22

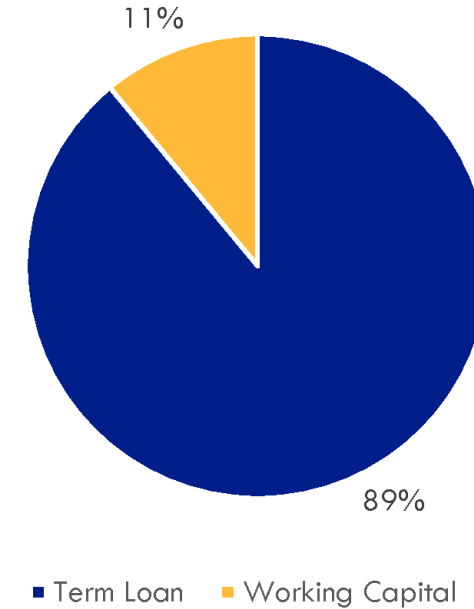
## Consolidated Debt Breakup



Consolidated Debt Break-up	Sep'22 (Rs. Mn)
Standalone debt	3,922
Project debt*	10,331
<b>Total consolidated debt</b>	<b>14,253</b>
<b>Consolidated Cash &amp; Bank</b>	<b>476</b>

\*Net off loan fees (55.13 Mn) amortizable for HAM projects.

## Standalone Debt Breakup



Standalone Debt Break-up	Sep'22 (Rs. Mn)
Term loan + current maturities*	3,498
Working capital	424
<b>Total standalone debt</b>	<b>3,922</b>
<b>Standalone Cash &amp; Bank</b>	<b>405</b>

\*Includes payables under MSME Trade receivables discounting system (TReDS)- Rs 666.07 Mn and NCD 970 Mn for Sept' 22.

# Boosting financial robustness through healthy balance sheet

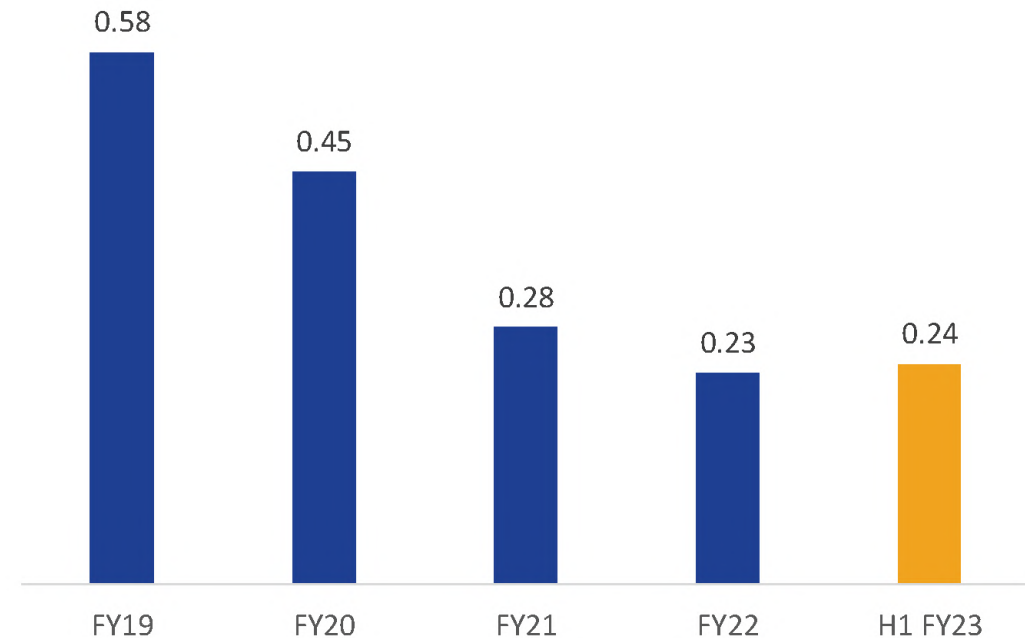
## Net Working Capital (Days)

■ Debtor Days ■ Inventory Days ■ Creditor Days



- ✓ Debtor days = Average Trade Receivables (excl. retention money) / Revenue From Operations
- ✓ Inventory Days = Average Inventory / Cost of Materials
- ✓ Creditors Days = Average Trade Payables / (Cost of Materials + Contract & Site Expenses)
- ✓ Net working capital days = Debtor days + Inventory days – Creditor days

## Debt to Equity (x)



- ✓ Debt to Equity = Total debt / Shareholders Equity



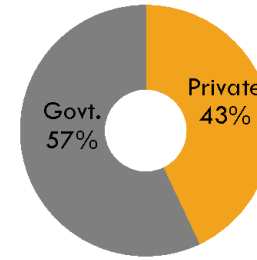
# Q2FY23 Operational Highlights



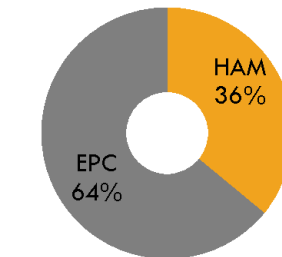
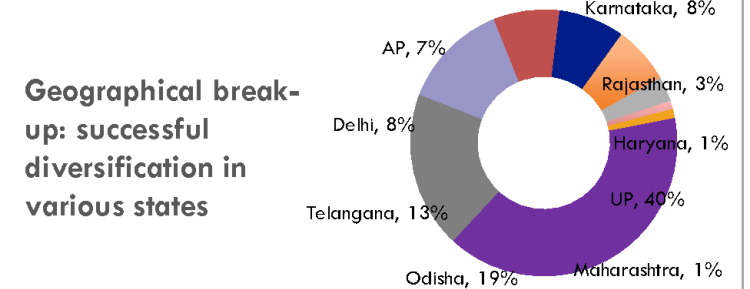
# Well diversified order book as on 30th September 2022



Project	Awarding Authority	Project Status	Completion Progress as on 30th Sept' 22	Unexecuted Value (Rs Mn)
Ganga Expressway	Adani	Under Execution	1.5%	43,707
Raipur-Visakhapatnam OD5	NHAI	Under Execution	8.4%	11,766
UER P1	NHAI	Under Execution	27.4%	9,030
Raipur-Visakhapatnam OD6	NHAI	Under Execution	12%	8,391
Neelmangala-Tumkur	NHAI	Under Execution	0.7%	8,384
Raipur-Visakhapatnam AP P1	NHAI	Under Execution	13%	7,085
Khammam-Devarapalle P1	NHAI	Under Execution	1%	6,057
Khammam-Devarapalle P2	NHAI	Under Execution	0.3%	5,029
Delhi Vadodara Pkg-9	NHAI	Under Execution	81%	2,350
Mancherial - Repallewada	Adani	Under Execution	72%	2,653
Delhi Vadodara Pkg-8	NHAI	Under Execution	92%	660
MoRTH Maharashtra Projects	MoRTH	Under Execution	92%	1,204
Rewari Bypass Pkg-4	NHAI	Under Execution	86%	643
Hapur-Moradabad	IRB - MRM	Under Execution	94%	504
Rajasthan Project (World Bank funded)	PWD	Under Execution	92%	477
Rewari Ateli Mandi	NHAI	Under Execution	97%	138
Narnaul Bypass	NHAI	Under Execution	99%	49
Delhi Vadodara Pkg-4	NHAI	Under Execution	99.7%	28
Others ( NTPC)	NTPC	Under Execution	60%	361
<b>Grand total</b>				<b>1,08,516</b>



**Client type break-up :**  
Optimum mix of prime contracts and private projects



**Project type break-up :**  
foray into HAM to tap the growing opportunity



# Other Projects update during H1FY23

Project Awarded		
Details of LOA issued after 01.04.2022		
S. No.	Project Name	LOA issued on
1	Execution of Civil & Associated works on Engineering Procurement & Construction (EPC) basis of Development of an Access-Controlled Six lane (Expandable to Eight lane) Greenfield 'Ganga Expressway'[Group-II, from Km. 137+600 (Village: Nagla Barah, Distt: Budaun) to Km. 289+300, (Village: Ubairiya Khurd, Distt: Hardoi), Design length=151.700 Km] in the State of Uttar Pradesh on DBFOT (Toll) basis under PPP. ( <b>Ganga Expressway</b> )	06.06.2022
Project Development		
1. Details of Financial closure after 01.04.2022		
S. No.	Project Name	Financial closure declared w.e.f
1	Construction of 4 lane Access Controlled New Greenfield Highway Section of NH-365BG (Khammam-Devarapalle) of length 29.513 km from Somavaram village to Chintagudem village (Design Chainage 33+604 to 63+117) under Inter Corridor Route under Bharatmala Pariyojana on Hybrid Annuity mode in the State of Telangana. (Package-II) <b>KD-II</b>	20.07.2022
2	Development of Six Lane Kaliagura - Baunsagar Section of NH-130-CD Road from km 249+000 to km 293+000 under Raipur-Visakhapatnam Economics Corridor in the state of Odisha on Hybrid Annuity Mode ( <b>Package – OD-5</b> ) (Length 44.000 km)	25.03.2022 , letter issued on 01.04.2022
3	Development of Six Lane Baunsagar-Baraja Section of NH-130-CD Road from km 293+000 to km 338+500 under Raipur - Visakhapatnam Economics Corridor in the state of Odisha on Hybrid Annuity Mode ( <b>Package – OD-6</b> )	06.05.2022
4	Construction of 4 lane Access Controlled New Greenfield Highway Section of NH-365BG (Khammam-Devarapalle) of length 33.604 km from Thallampadu village to Somavaram village (Design Chainage 0+000 to 33+604) under Inter Corridor Route under Bharatmala Pariyojana on Hybrid Annuity mode in the state of Telangana. (Package-I) <b>KD-I</b>	15.09.2022

# Other Projects update during H1FY23 (Continued)

2. Declaration of appointed date after 01.04.2022		
S. No.	Project Name	Appointed date declared w.e.f
1	Development of Six Lane Kaliagura - Baunsagar Section of NH-130-CD Road from km 249+000 to km 293+000 under Raipur-Visakhapatnam Economics Corridor in the state of Odisha on Hybrid Annuity Mode ( <b>Package – OD-5</b> ) (Length 44.000 km)	30.05.2022
2	Development of Six Lane Baunsagar-Baraja Section of NH-130-CD Road from km 293+000 to km 338+500 under Raipur - Visakhapatnam Economics Corridor in the state of Odisha on Hybrid Annuity Mode ( <b>Package – OD-6</b> )	01.06.2022
3	Construction of 4 lane Access Controlled New Greenfield Highway Section of NH-365BG (Khammam-Devarapalle) of length 29.513 km from Somavaram village to Chintagudem village (Design Chainage 33+604 to 63+117) under Inter Corridor Route under Bharatmala Pariyojana on Hybrid Annuity mode in the State of Telangana. (Package-II) <b>KD-II</b>	13.09.2022
4	6-LANING WITH ACCESS CONTROL FROM KM 29.435 TO KM 74.168 OF NEELMANGALA – TUMKUR INCLUDING TUMKUR BYPASS SECTION OF NH-48 (OLD NH-4) IN THE STATE OF KARNATAKA UNDER BHARATMALA PARIYOJNA ON ENGINEERING, PROCUREMENT & CONSTRUCTION(EPC) MODE- <b>TUMKUR</b>	25.08.2022
5	Execution of Civil & Associated works on Engineering Procurement & Construction (EPC) basis of Development of an Access-Controlled Six lane (Expandable to Eight lane) Greenfield 'Ganga Expressway'[Group-II, from Km. 137+600 (Village: Nagla Barah, Distt: Budaun) to Km. 289+300, (Village: Ubariya Khurd, Distt: Hardoi), Design length=151.700 Km] in the State of Uttar Pradesh on DBFOT (Toll) basis under PPP- <b>GANGA EXPRESSWAY</b>	03.11.2022
3. COD/PCOD issued after 01.04.2022		
S. No.	Project Name	COD/PCOD issued declared w.e.f
1	Construction of Eight Lane access Carriageway starting at Haryana-Rajasthan border and ends at Junction with SH44 (Km 78+800 to Km 115+700) section of Delhi – Vadodara Green field Alignment (NH-148N) on EPC Mode under Bharatmala Pariyojana in the State of Rajasthan	COD issued w.e.f. 26.06.2022
2	Development & Up-gradation of Bhawi-Pipar-Khimsar Highway (SH-86C) (Km 0.000 to Km 96.975)	PCOD issued w.e.f 04.04.2022
3	Six laning and strengthening of new NH-248A from existing Km 11+682 (Design Ch. Km 9+282 to existing Km 24+400 (Design Ch. Km 22+000) in the state of Haryana Package-2 under NHDP Phase IV on Hybrid Annuity mode ( <b>Gurgaon Sohna</b> )	COD issued w.e.f. 25.02.2022 vide letter dated 26.09.2022
4	Construction of proposed Narnaul Bypass (design length 24.0 km) and Ateli Mandi to Narnaul Section of NH-11 from km 43.445 to km 56.900 (Design length 14.0km) as an Economic corridor and Feeder Route Package-2 in the state of Haryana on Hybrid Annuity Mode. ( <b>Narnaul Bypass</b> )	COD issued w.e.f. 11.03.2022 vide letter dated 09.09.2022



# Status of new projects

Name of Projects	State	Project Type	BPC (Rs Mn)	LOA Received	Agreement Signed	Status of Land	Appointed Date
Ganga Express Way	Uttar Pradesh	EPC	49,709	06 <sup>th</sup> June 2022	27 <sup>th</sup> June 2022	~92% land is available	Declared on 3 <sup>rd</sup> Nov 2022
Khammam Devarapalle Pkg-1	Telangana	HAM	7,721	15 <sup>th</sup> Sept 2021	29 <sup>th</sup> Aug 2022	~86% land is available	FC declared on 15 <sup>th</sup> September 2022. AD Declared awaited.
Khammam Devarapalle Pkg-2	Telangana	HAM	6,371	15 <sup>th</sup> Sept 2021	25 <sup>th</sup> Feb 2022	~95% land is available	Declared on 13 <sup>th</sup> Sep 2022
Raipur Visakhapatnam OD-5	Odisha	HAM	14,921	25 <sup>th</sup> Oct 2021	14 <sup>th</sup> Dec 2021	~81% land is available	Declared on 30 <sup>th</sup> May 2022
Raipur Visakhapatnam OD-6	Odisha	HAM	11,231	25 <sup>th</sup> Oct 2021	14 <sup>th</sup> Dec 2021	~80% land is available	Declared on 1 <sup>st</sup> June 2022
Neelmangala Tumkar	Karnataka	EPC	8,441	31 <sup>st</sup> Jan 2022	27 <sup>th</sup> May 2022	~90% land is available	Declared on 25 <sup>th</sup> Aug 2022

# An expanding portfolio of HAM projects

All figures in INR Million

Project	Awarding authority	State	Kms Lanes	BPC (Rs. Mn)	Grant Amount (Rs. Mn)	Total Debt (Rs. Mn)	Invested Equity (Rs. Mn)	Debt as on 30 <sup>th</sup> Sept '22 (Rs. Mn)	Physical Progress on 30 <sup>th</sup> Sept' '22 (%)
Gurgaon-Sohna (Rajiv chowk)	NHAI	Haryana	12.7	6,060	2,424	2,879	729	2,729	100%
Rewari Ateli Mandi	NHAI	Haryana	30.4	5,750	2,300	2,270	719	2,070	99%
Narnaul Bypass	NHAI	Haryana	40.8	9,521	3,808	4,060	1,235	3,433	100%
Rewari Bypass Pkg-4	NHAI	Haryana	14.4	5,220	2,088	2,200	557	1,408	80%
Khammam Devarapalle Pkg-1	NHAI	Telangana	33.6	7,721	3,088	3,100	14	-	-
Khammam Devarapalle Pkg-2	NHAI	Telangana	29.5	6,371	2,548	2,560	20	-	-
Raipur Visakhapatnam AP-1	NHAI	Andhra Pradesh	31.8	10,601	4,240	4,520	813	-	12.34%
Raipur Visakhapatnam OD-5	NHAI	Odisha	44.0	14,921*	5,968	6,670	1228	746	8.25%
Raipur Visakhapatnam OD-6	NHAI	Odisha	45.5	11,231*	4,492	5,150	780	-	12.09%

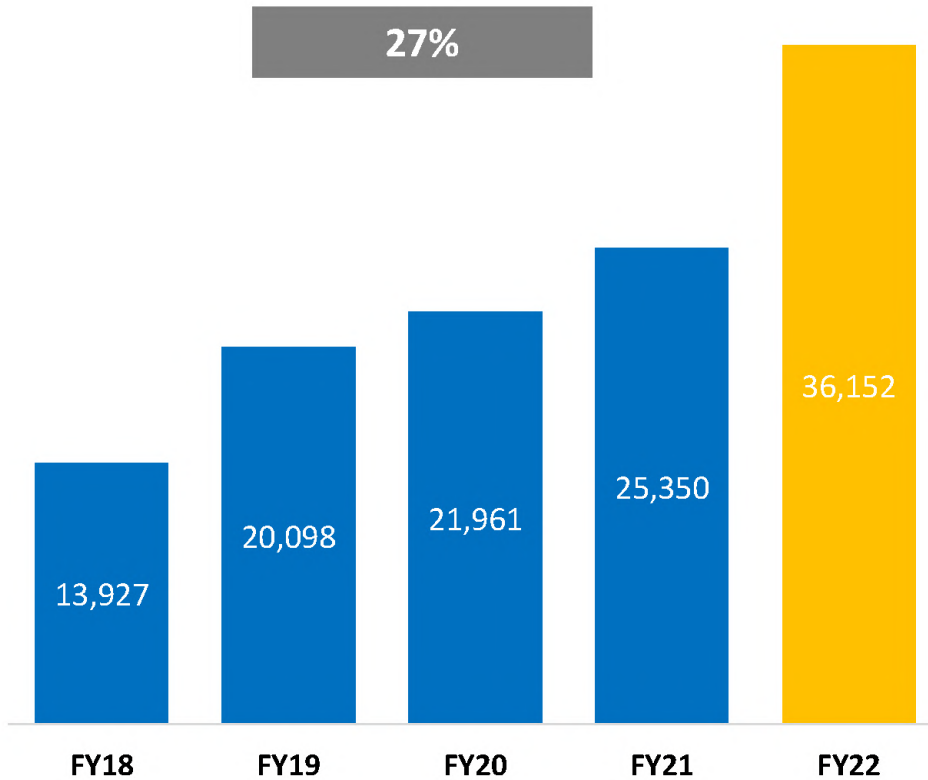
# HG Infra – Journey So Far



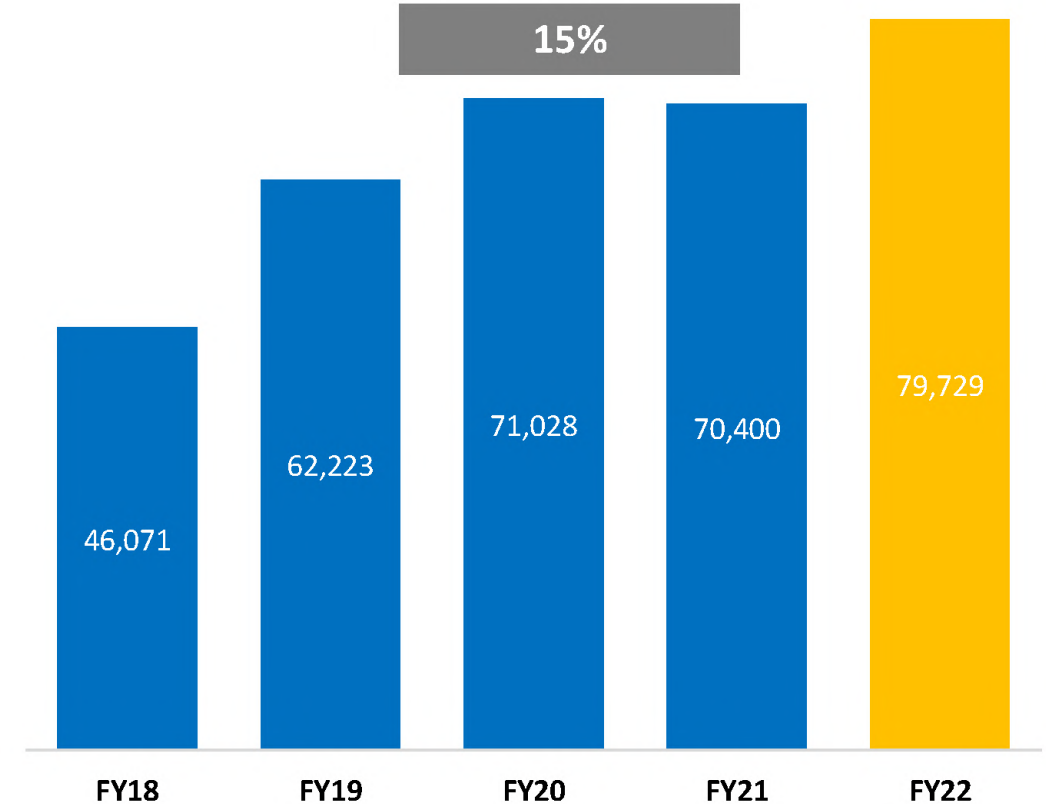


# One of the Fastest growing EPC Companies

Revenue (Rs Mn)



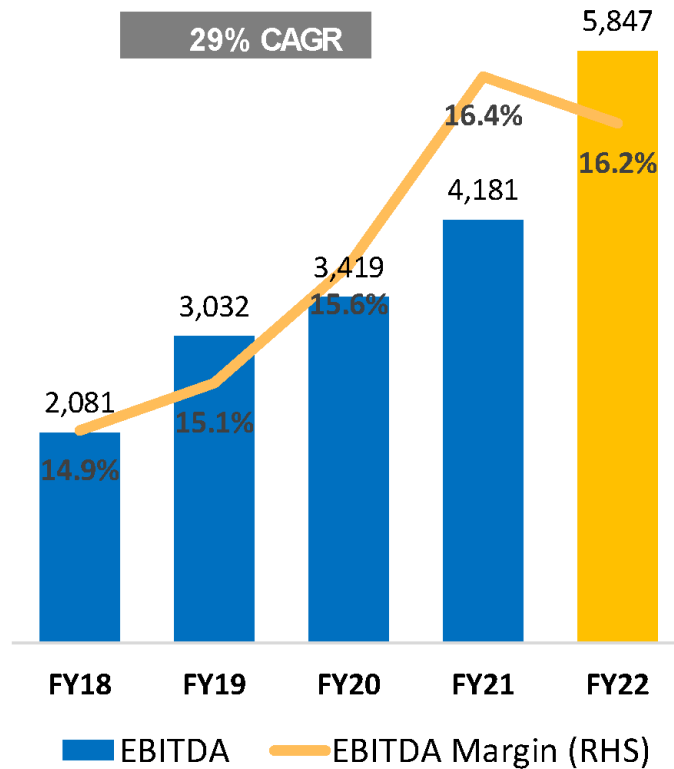
Order Book (Rs Mn)



Timely execution of all projects with no delays in any project

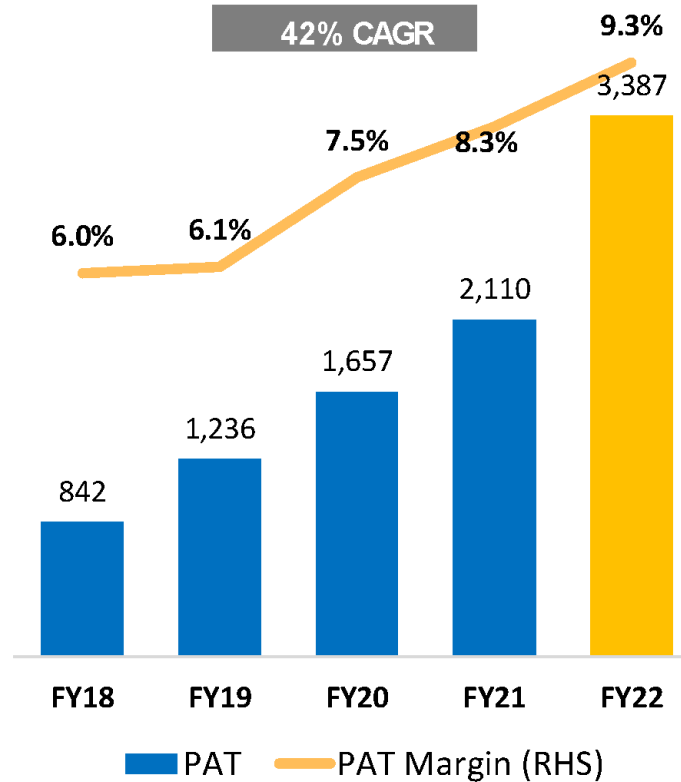
# Profitability Growth Outpacing Revenue Growth

EBITDA (Rs Mn) and EBITDA MARGIN (%)

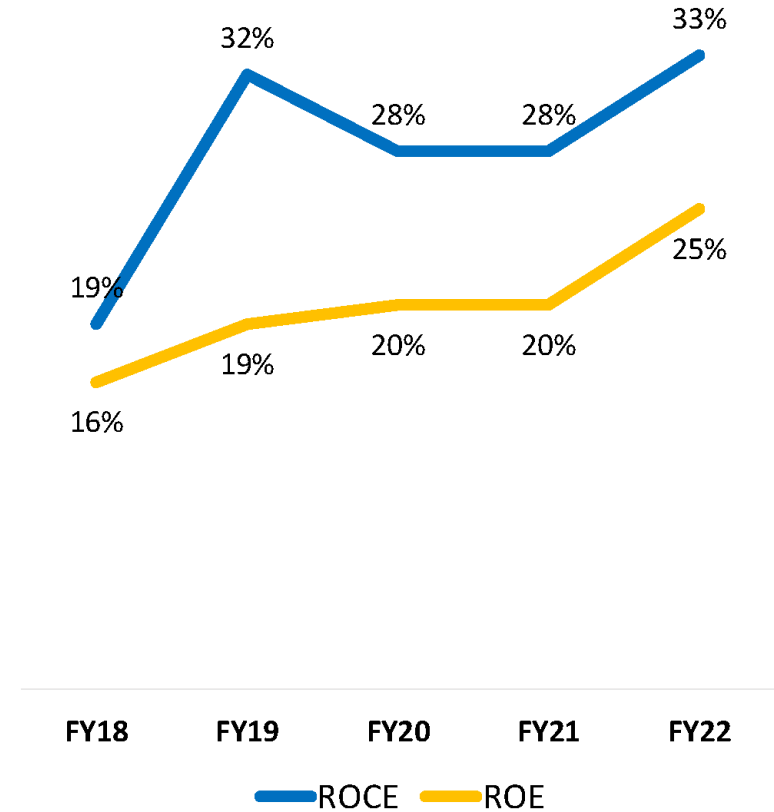


*Standalone financials*

PAT (Rs Mn) & PAT MARGIN (%)



ROCE & ROE (%)

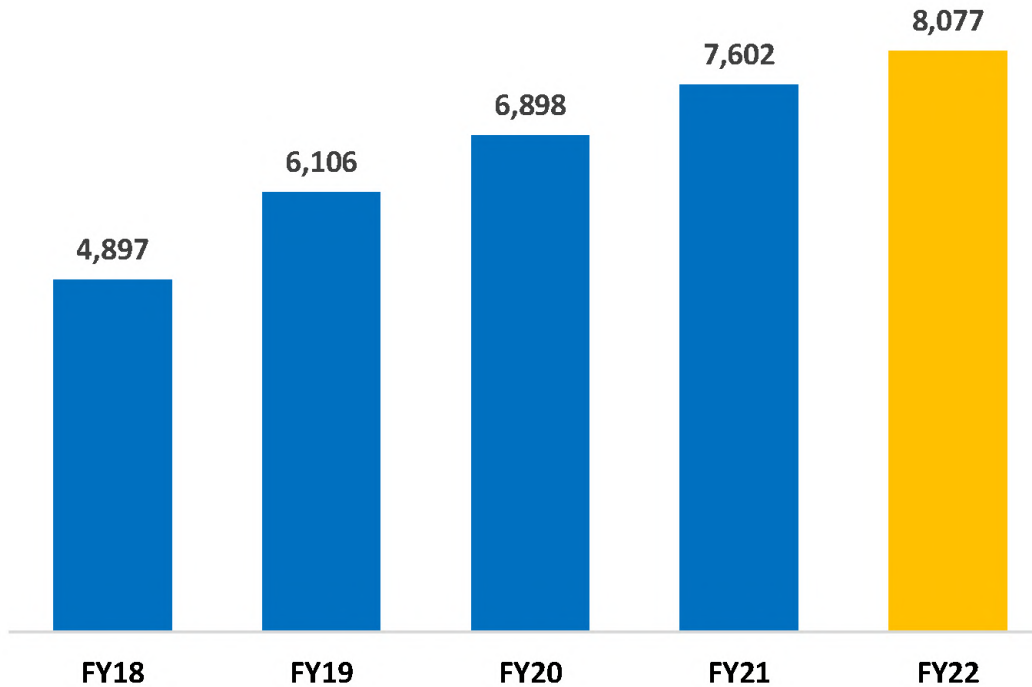


**Strict discipline in selecting and executing orders translating into robust margins and return profile**

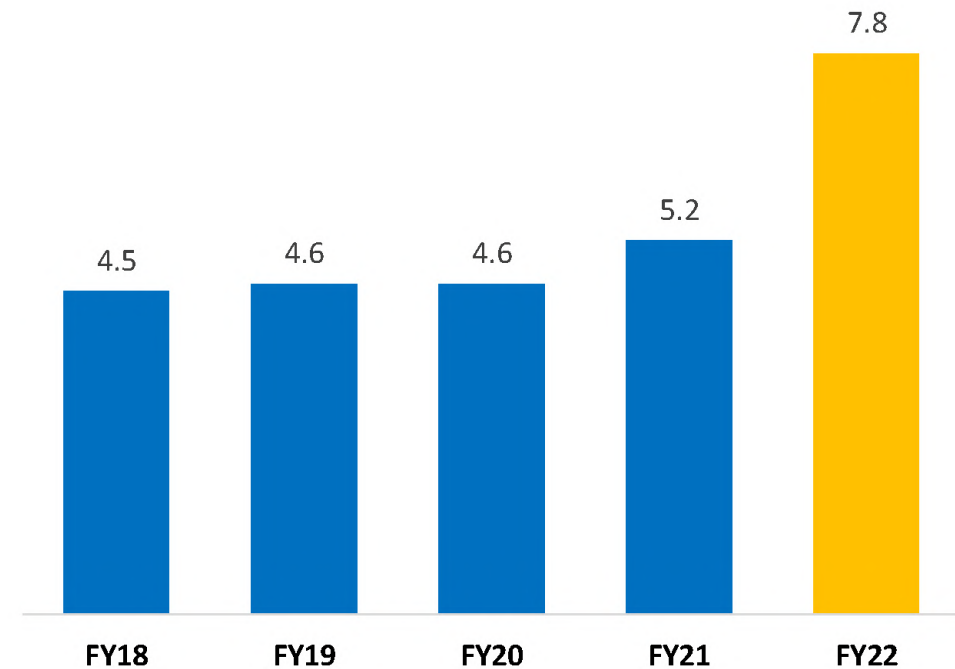
\*ROCE = EBIT/Total Assets – Current Liabilities | ROE= Net Income/ Shareholder's Fund

# Strong Repository of Assets Promoting Efficiencies

Gross Block (Rs Mn)



Fixed Asset Turn Over (X)



Invested ~Rs 679 Mn in plant and machinery in H1FY23

Fleet of modern construction equipment totaling 2,110+ for large scale execution



# Standalone Historical Profit & Loss Statement

All figures in INR Million

Particulars	FY22	FY21	FY20	FY19	FY18
<b>Revenue from operations</b>	<b>36,152</b>	<b>25,350</b>	<b>21,961</b>	<b>20,098</b>	<b>13,927</b>
Cost of material consumed	17,919	11,857	8,926	8,919	5,462
Contract and site expenses	10,763	7,952	8,137	6,665	5,475
Employee expenses	1,279	1,093	1,114	1,191	761
Other expenses	344	267	360	290	148
Total Operating expenses	30,305	21,169	18,538	17,066	11,847
<b>EBITDA</b>	<b>5,847</b>	<b>4,181</b>	<b>3,424</b>	<b>3,032</b>	<b>2,081</b>
<b>EBITDA margin</b>	<b>16.2%</b>	<b>16.4%</b>	<b>15.6%</b>	<b>15.1%</b>	<b>14.9%</b>
Finance Cost	528	596	524	490	401
Depreciation	851	844	756	755	539
Other Income	78	80	137	115	47
<b>PBT</b>	<b>4,546</b>	<b>2,821</b>	<b>2,281</b>	<b>1,902</b>	<b>1,188</b>
<b>PBT margin</b>	<b>12.6%</b>	<b>11.1%</b>	<b>10.4%</b>	<b>9.5%</b>	<b>8.5%</b>
Tax Expenses (Credits)	1,158	711	623	667	345
<b>PAT</b>	<b>3,388</b>	<b>2,110</b>	<b>1,657</b>	<b>1,236</b>	<b>843</b>
<b>PAT margin</b>	<b>9.4%</b>	<b>8.3%</b>	<b>7.5%</b>	<b>6.1%</b>	<b>6.1%</b>
Other comprehensive income	-14	-4	6	-13	-1
<b>Total comprehensive income</b>	<b>3,373</b>	<b>2,106</b>	<b>1,663</b>	<b>1,223</b>	<b>842</b>

# Standalone Historical Balance Sheet

All figures in INR Million

Particulars	FY22	FY21	FY20
Share Capital	652	652	652
Reserves	12,992	9,670	7,564
<b>Shareholders' Funds</b>	<b>13,644</b>	<b>10,322</b>	<b>8,216</b>
Secured Loans	1,598	945	640
Other liabilities	95	864	809
<b>Total Non-Current Liabilities</b>	<b>1,693</b>	<b>1,809</b>	<b>1,449</b>
Trade Payables	4,320	4,146	5,437
Other Current Liabilities	146	131	172
Current Tax Liabilities	144	74	48
Other Financial Liabilities	199	144	1,362
Contract Liabilities	2,108	3,236	2,089
Short Term Borrowings*	1,549	1,945	1,912
<b>Total Current Liabilities</b>	<b>8,466</b>	<b>9,676</b>	<b>11,019</b>
<b>Total Liabilities</b>	<b>23,803</b>	<b>21,807</b>	<b>20,685</b>

Particulars	FY22	FY21	FY20
Fixed Assets incl. CWIP	4,494	4,813	4,870
Other Financial Assets	3,892	2,771	1,138
Other Non Current Assets	242	181	207
<b>Total Non-Current Assets</b>	<b>8,628</b>	<b>7,765</b>	<b>6,215</b>
Inventories	1,836	1,680	1,055
Sundry Debtors	6,953	6,534	8,078
Cash and Bank	1,585	2,584	1,144
Other Financial Assets	307	91	184
Contract Assets	3,512	2,654	3,508
Other Current Assets	972	499	500
<b>Total Current Assets</b>	<b>15,165</b>	<b>14,042</b>	<b>14,470</b>
Assets classified held for sale	10	-	-
<b>Total Assets</b>	<b>23,803</b>	<b>21,807</b>	<b>20,685</b>

# Disclaimer

This presentation and the accompanying slides (the “Presentation”), which have been prepared by HG Infra Engineering Limited (the “Company”), have been prepared solely for information purposes and do not constitute any offer, recommendation or invitation to purchase or subscribe for any securities, and shall not form the basis or be relied on in connection with any contract or binding commitment whatsoever. No offering of securities of the Company will be made except by means of a statutory offering document containing detailed information about the Company.

This Presentation has been prepared by the Company based on information and data which the Company considers reliable, but the Company makes no representation or warranty, express or implied, whatsoever, and no reliance shall be placed on, the truth, accuracy, completeness, fairness and reasonableness of the contents of this Presentation. This Presentation may not be all inclusive and may not contain all of the information that you may consider material. Any liability in respect of the contents of, or any omission from, this Presentation is expressly excluded.

Certain matters discussed in this Presentation may contain statements regarding the Company’s market opportunity and business prospects that are individually and collectively forward-looking statements. Such forward-looking statements are not guarantees of future performance and are subject to known and unknown risks, uncertainties and assumptions that are difficult to predict. These risks and uncertainties include, but are not limited to, the performance of the Indian economy and of the economies of various international markets, the performance of the industry in India and world-wide, competition, the company’s ability to successfully implement its strategy, the Company’s future levels of growth and expansion, technological implementation, changes and advancements, changes in revenue, income or cash flows, the Company’s market preferences and its exposure to market risks, as well as other risks. The Company’s actual results, levels of activity, performance or achievements could differ materially and adversely from results expressed in or implied by this Presentation. The Company assumes no obligation to update any forward-looking information contained in this Presentation. Any forward-looking statements and projections made by third parties included in this Presentation are not adopted by the Company and the Company is not responsible for such third party statements and projections.



# Thank You



## Company Contact:

Rajeev Mishra (CFO)

[rajeev.mishra@hginfra.com](mailto:rajeev.mishra@hginfra.com)

III Floor, Sheel Mohar Plaza, A-1, Tilak  
Marg, C-Scheme,  
Jaipur - 302001

## Investor Relations Contact:

Sana Kapoor

Go India Advisors

[sana@GoIndiaAdvisors.com](mailto:sana@GoIndiaAdvisors.com)

M:+91 81465 50469

Sheetal Khanduja

Go India Advisors

[sheetal@GoIndiaAdvisors.com](mailto:sheetal@GoIndiaAdvisors.com)

M:+91 97693 64166