



# **GTV Engineering Limited**

Head Off. & Works: 216-217-218, New Industrial Area-II, Mandideep-462046 (Bhopal)  
Telephone: 0091-7480-233309,401044.Fax:0091-7480-233068.E-mail: mail@gtv.co.in  
CIN: L31102MP1990PLC006122,Website:www.gtv.co.in

GTV/BSE/20

Date: 12.11.2020

To  
Listing Department  
BSE Limited,  
P.J Towers, Dalal Street  
Mumbai- 400001

**Subject: Outcome of Board Meeting**

Dear Sir,

In terms of Regulation 30 of SEBI (Listing Obligations and Disclosure Requirements) Regulations 2015, we hereby inform you that the Board Meeting held on 12<sup>th</sup> November, 2020 was commenced at 02.10 PM and concluded at 03.30 PM. The Board of Directors in their meeting inter-alia considered and approved the following matters:-

1. To consider and approve the Un-Audited Financial Results for the quarter ended 30<sup>th</sup> September, 2020.
2. To consider and approve the Limited Review Report.
3. To consider the Issue of Duplicate Shares Certificates.

In compliance with Regulation 33 of SEBI (Listing Obligations and Disclosure Requirements) Regulations, 2015, we are enclosing herewith the following:

1. Statement showing the Un-Audited Financial Results for the Quarter Ended 30<sup>th</sup> September, 2020.
2. Statement showing Assets & Liabilities and Cash Flow Statement for the Quarter Ended 30<sup>th</sup> September, 2020.
3. Limited Review Report of the Auditor for the Quarter Ended 30<sup>th</sup> September, 2020.

The necessary arrangements have been made to publish the extracts of the above financial results in the newspaper. Please take the above information on record.


Thanking You,

Yours faithfully,

For GTV Engineering Limited

Ankit Rohit

Company Secretary and Compliance Officer



**GTV ENGINEERING LIMITED**

Regd.Off: 216-217-218, New Industrial Area-II, Mandideep 462046

CIN: L31102MP1990PLC06122, Email-mail@gtv.co.in, Website- www.gtv.co.in

**STATEMENT OF UNAUDITED RESULTS FOR THE QUARTER AND HALF YEAR ENDED SEPTEMBER 30TH, 2020**

(Rs. in lakhs except EPS Data)

PART-1 Particulars	Quarterly			Year to Date figures for Period ended		Yearly
	3 months ended (30/09/2020)	Preceding 3 months ended (30/06/2020)	Corresponding 3 months ended in the previous year (30/09/2019)	Year to Date figures for current Period ended (30/09/2020)	Year to Date figures for the previous year ended (30/09/2019)	Previous accounting year ended (31/03/2020)
	Un-Audited	Un-Audited	Un-Audited	Un-Audited	Un-Audited	Audited
<b>I. Income from Operations</b>						
(a) Net Sales/Income from operations	1325.64	794.99	1129.58	2120.63	2542.34	6445.82
(b) Other Operating Income	0.00	0.00	0.00	0.00	0.00	0.00
<b>Total Income from Operations (Net)</b>	<b>1325.64</b>	<b>794.99</b>	<b>1129.58</b>	<b>2120.63</b>	<b>2542.34</b>	<b>6445.82</b>
<b>II. Other Income</b>	<b>0.67</b>	<b>0.21</b>	<b>0.00</b>	<b>0.88</b>	<b>0.00</b>	<b>146.75</b>
<b>III. Total Income</b>	<b>1326.31</b>	<b>795.20</b>	<b>1129.58</b>	<b>2121.51</b>	<b>2542.34</b>	<b>6592.57</b>
<b>IV. Expenses</b>						
a. Cost of Materials consumed	1117.22	725.34	933.57	1842.56	2245.22	5702.56
b. Purchase of stock-in-trade	0.00	0.00	0.00	0.00	0.00	0.00
c. Changes in inventories of finished good, work-in-progress and stock in trade	(5.87)	(96.89)	(53.30)	(102.76)	(125.44)	(106.04)
d. Employee benefits expenses	44.09	36.86	49.16	80.95	95.39	191.43
e. Finance Cost	3.55	5.33	15.92	8.88	20.26	45.98
f. Depreciation and amortisation expenses	19.85	22.14	18.58	41.99	36.40	95.16
g. Other expenses	137.26	96.96	153.56	234.22	247.71	559.32
<b>Total Expenses</b>	<b>1316.10</b>	<b>789.74</b>	<b>1117.49</b>	<b>2105.84</b>	<b>2519.54</b>	<b>6488.41</b>
<b>V. Profit / (Loss) before exceptional items and tax (III-IV)</b>	<b>10.21</b>	<b>5.46</b>	<b>12.09</b>	<b>15.67</b>	<b>22.80</b>	<b>104.16</b>
<b>VI. Exceptional Items</b>	<b>0.00</b>	<b>0.00</b>	<b>0.00</b>	<b>0.00</b>	<b>0.00</b>	<b>0.00</b>
<b>VII. Profit / (Loss) from before tax (V-VI)</b>	<b>10.21</b>	<b>5.46</b>	<b>12.09</b>	<b>15.67</b>	<b>22.80</b>	<b>104.16</b>
<b>VIII. Tax expense</b>						
a) Current Tax	0.00	0.00	0.00	0.00	0.00	21.89
b) Deferred Tax	0.00	0.00	0.00	0.00	0.00	0.00
<b>IX. Profit for the period for continuing operations (VII-VIII)</b>	<b>10.21</b>	<b>5.46</b>	<b>12.09</b>	<b>15.67</b>	<b>22.80</b>	<b>82.27</b>
<b>X. Profit/Loss for the period for Discontinuing operations</b>	<b>0.00</b>	<b>0.00</b>	<b>0.00</b>	<b>0.00</b>	<b>0.00</b>	<b>0.00</b>
<b>XI. Tax Expenses for Discontinuing Operations</b>	<b>0.00</b>	<b>0.00</b>	<b>0.00</b>	<b>0.00</b>	<b>0.00</b>	<b>0.00</b>
<b>XII. Profit /Loss from Discontinuing Operations after Tax (X-XI)</b>	<b>0.00</b>	<b>0.00</b>	<b>0.00</b>	<b>0.00</b>	<b>0.00</b>	<b>0.00</b>
<b>XIII. Profit/Loss for the period (IX + XII)</b>	<b>10.21</b>	<b>5.46</b>	<b>12.09</b>	<b>15.67</b>	<b>22.80</b>	<b>82.27</b>
<b>XIV. Other Comprehensive Income:</b>	<b>0.00</b>	<b>0.00</b>	<b>0.00</b>	<b>0.00</b>	<b>0.00</b>	<b>0.00</b>
A (i) Item that will not be reclassified to P&L	0.00	0.00	0.00	0.00	0.00	0.00
(ii) Income Tax relating to items that will not be reclassified to P&L	0.00	0.00	0.00	0.00	0.00	0.00
B (i). Item that will reclassified to P&L	0.00	0.00	0.00	0.00	0.00	0.00
(ii) Income Tax relating to items that will be reclassified to P&L	0.00	0.00	0.00	0.00	0.00	0.00
<b>XV. Total comprehensive income for te period (XIII-XIV) (Comprising Profit)</b>	<b>10.21</b>	<b>5.46</b>	<b>12.09</b>	<b>15.67</b>	<b>22.80</b>	<b>82.27</b>
<b>XVI. Paid-up equity share capital (Face Value of the Share Rs. 10/- each)</b>	<b>312.38</b>	<b>312.38</b>	<b>312.38</b>	<b>312.38</b>	<b>312.38</b>	<b>312.38</b>
<b>XIV. Earnings Per Share (Basic &amp; Diluted)</b>	<b>0.33</b>	<b>0.17</b>	<b>0.39</b>	<b>0.50</b>	<b>0.73</b>	<b>2.63</b>
	0.33	0.17	0.39	0.50	0.73	2.63


**Notes:**

- The above results were reviewed by the Audit Committee and approved by the Board at their respective Meeting held on 12.11.2020 and the statutory auditor of the company have also carried out Audit Report of the Unaudited Results for the Quarter Ended on 30.09.2020.
- The Company has adopted Indian Accounting Standards ("IND.AS") notified by the Ministry of Corporate Affairs with effect from 1st April, 2017. Accordingly the financial results for the Quarter Ended 30th September, 2020 are in compliance with IND AS and other accounting principals generally accepted in India and the results for the comparative Quarter Ended 30th September 2019 is also in compliance with the IND AS.
- Previous period figures have been regrouped whenever necessary to confirm to this period classification.

Date: 12.11.2020  
Place: Mandideep

For and on behalf of the Board  
For GTV Engineering Limited

*Mahesh Agrawal*  
Mahesh Agrawal  
Managing Director



**GTV ENGINEERING LIMITED**

(CIN: L31102MP1990PLC006122)

**Statement of Assets and Liabilities as on 30.09.2020**


Standalone / Consolidated Statement of Assets and Liabilities		As at 30 September, 2020 (Un-Audited)	As at 31 March, 2020 (Audited)
Particulars			
<b>A</b>	<b>ASSETS</b>	<b>(Rs. in Lakhs)</b>	<b>(Rs. in Lakhs)</b>
1	<b>Non-current assets</b>		
	(a) Property, Plant & Equipments	1,363.66	1,399.29
	(i) Other Intangible Assets	4.65	4.65
	(b) Goodwill on consolidation *	--	--
	(c) Financial Assets		
	(i) Investments	850.00	850.00
	(ii) Loans & Advances	--	--
	(d) Deferred tax assets (net)	--	--
	(e) Other non-current assets	--	--
	<b>Sub-Total - Non-current assets</b>	<b>2,218.31</b>	<b>2,253.94</b>
2	<b>Current Assets</b>		
	(a) Inventories	1,411.26	1,074.63
	(b) Financial Assets		
	(i) Trade receivables	671.23	1,008.37
	(ii) Cash and cash equivalents	611.40	194.73
	(iii) Short-term loans and advances	267.31	1,253.36
	(c) Other current assets	--	--
	<b>Sub-Total - Current assets</b>	<b>2,961.20</b>	<b>3,531.09</b>
	<b>TOTAL - ASSETS</b>	<b>5,179.51</b>	<b>5,785.03</b>
<b>B</b>	<b>EQUITY AND LIABILITIES</b>		
1	<b>Equity</b>		
	(a) Equity Share Capital	312.38	312.38
	(b) Other Equity (Reserves and Surplus)	2,241.21	2,225.54
	<b>Sub-Total - Equity</b>	<b>2,553.59</b>	<b>2,537.93</b>
2	<b>Non-current liabilities</b>		
	(a) Long-term borrowings	390.71	254.73
	(b) Deferred tax liability (net)	4.88	4.88
	(c) Other long term liabilities	--	--
	(d) Long term provisions	--	--
	<b>Sub-Total - Non-current liabilities</b>	<b>395.59</b>	<b>259.61</b>
3	<b>Current Liabilities</b>		
	(a) Financial Liabilities		
	(i) Short-term borrowings	347.88	234.25
	(ii) Trade payables	465.80	819.01
	(b) Other current liabilities	1,376.81	1,897.31
	(c) Short-term provisions	39.83	36.92
	<b>Sub-Total - Current liabilities</b>	<b>2,230.32</b>	<b>2,987.49</b>
	<b>TOTAL- EQUITY AND LIABILITIES</b>	<b>5,179.51</b>	<b>5,785.03</b>

**Notes:**

- Figures for the previous period's have been regrouped/rearranged wherever considered necessary.
- The above results have been reviewed by audit committee and approved by Board of Directors of company at its meeting held on 12.11.2020.
- The figures of the quarter ended 30th September, 2020 are the balancing figures between figures in respect of the unaudited year to date published figures upto the second quarter ended 30th Sept' 2020 & the Quarter ended 30th June, 2020 of the relevant financial year.


Date: 12th November, 2020

Place: Mandideep



**GTV ENGINEERING LIMITED**  
**Cash Flow Statement for the year ended as on 30th September, 2020**

Particulars	For the period as at		For the year ended	
	30th September 2020		31st March 2020	
<b>A. Cash flow from operating activities</b>		15,66,853		1,04,16,807
Net Profit / (Loss) before extraordinary items and tax				
<i>Adjustments for:</i>				
Depreciation and amortisation	41,99,300		95,82,714	
Deferred Taxes				
Finance costs	8,87,637		45,97,583	
Interest income	-88,229		-1,46,75,251	
		49,98,708		-4,94,954
Operating profit / (loss) before working capital changes		65,65,561		99,21,853
<i>Changes in working capital:</i>				
<i>Adjustments for (increase) / decrease in operating assets:</i>				
Inventories	-3,36,63,031		-7,72,919	
Trade receivables,	3,37,14,285		-3,42,04,348	
Short-term loans and advances	9,86,04,428		-44,62,849	
<i>Adjustments for increase / (decrease) in operating liabilities:</i>				
Trade payables	-3,53,21,135		-6,27,60,370	
Other current liabilities	-5,20,49,925		11,56,16,141	
Short-term provisions	2,91,424		-8,14,713	
Long-term advance from customers	0		0	
		1,15,76,046		1,26,00,943
Cash flow from extraordinary items				
Cash generated from operations				
Net income tax (paid) / refunds		0		-22,85,465
<b>Net cash flow from / (used in) operating activities (A)</b>		<b>1,81,41,607</b>		<b>2,02,37,331</b>
<b>B. Cash flow from investing activities</b>				
Capital expenditure on fixed assets, including capital advances	-6,36,628		-97,56,598	
Interest	88,229		1,46,75,251	
Proceeds from sale of non current investments	0		0	
- Associates	0		0	
Loans realised				
- Subsidiaries			0	
- Associates	1,35,98,420		-3,19,16,931	
		1,30,50,021		-2,69,98,278
Cash flow from extraordinary items		0	0	0
Net income tax (paid) / refunds			0	0
<b>Net cash flow from / (used in) investing activities (B)</b>		<b>1,30,50,021</b>		<b>-2,69,98,278</b>
<b>C. Cash flow from financing activities</b>				
Net increase / (decrease) in working capital borrowings	1,13,63,013		1,07,06,707	
Finance cost	-8,87,637		-45,97,583	
		1,04,75,376		61,09,124
Cash flow from extraordinary items				
<b>Net cash flow from / (used in) financing activities (C)</b>		<b>1,04,75,376</b>		<b>61,09,124</b>
<b>Net increase / (decrease) in Cash and cash equivalents (A+B+C)</b>		<b>4,16,67,005</b>		<b>-6,51,823</b>
Cash and cash equivalents at the beginning of the year		1,94,73,352		2,01,25,175
Effect of exchange differences on restatement of foreign currency Cash and cash equivalents at the end of the year		6,11,40,357		1,94,73,352
<b>Reconciliation of Cash and cash equivalents with the Balance Sheet:</b>				
Cash and cash equivalents as per Balance Sheet		6,11,40,357		1,94,73,352
Less: Bank balances not considered as Cash and cash equivalents as defined in AS				
Net Cash and cash equivalents (as defined in AS 3 Cash Flow Statements) included				
Add: Current investments considered as part of Cash and cash equivalents (as				
<b>Cash and cash equivalents at the end of the year *</b>				
* Comprises:		0		(0)
(a) Cash on hand	2,09,369		3,66,406	
(b) Cheques, drafts on hand				
(c) Balances with banks				
(i) In current accounts	4,00,88,090		56,600	
(ii) In EEFC accounts				
(iii) In Term deposit accounts with banks	2,08,42,897		1,90,50,346	
(iv) In earmarked accounts				
(d) Others				
(e) Current investments considered as part of Cash and cash equivalents (Refer				
		6,11,40,357		1,94,73,352






**LIMITED REVIEW REPORT FOR THE QUARTER ENDED 30<sup>TH</sup> SEPTEMBER, 2020.**

To  
The Board of Directors  
GTV Engineering Limited  
216-217-218, New Industrial Area-II  
Mandideep-462046

We have reviewed the accompanying statement of Unaudited Financial Results of **GTV ENGINEERING LIMITED, BHOPAL** for the Quarter Ended on 30<sup>th</sup> September, 2020. This statement is the responsibility of the Company's Management and has been approved by the Board of Directors. Our responsibility is to issue a report on these financial statements based on our review.

We conducted our review in accordance with the Standard on Review Engagement (SRE) 2400, Engagements to Review Financial Statements issued by the Institute of Chartered Accountants of India. This standard requires that we plan and perform the review to obtain moderate assurance as to whether the financial statements are free of material misstatement. A review is limited primarily to inquiries of company personnel and analytical procedures applied to financial data and thus provide less assurance than an audit. We have not performed an audit and accordingly, we do not express an audit opinion.

Based on our review conducted as above, nothing has come to our attention that causes us to believe that the accompanying statement of unaudited financial results prepared in accordance with applicable accounting standards and other recognized accounting practices and policies has not disclosed the information required to be disclosed in terms of Regulation 33 of the SEBI (Listing Obligations and Disclosure Requirements) Regulations, 2015 including the manner in which it is to be disclosed, or that it contains any material misstatement.



**For PATEL VARMA & ASSOCIATES**  
Chartered Accountants

**NAVANIT VARMA**  
Partner  
M No. 078300

Place: Bhopal  
Date: 12.11.2020