

30.05.2022

To,
The Manager - Listing
National Stock Exchange of India Ltd.
Exchange Plaza, Bandra Kurla Complex
Bandra (East)
Mumbai - 400 051
Tel No. 022-2659 8237 /38
Symbol: DHAMPURSUG

The General Manager – DSC
BSE Limited
Phiroze Jeejeebhoy Towers,
Dalal Street, Fort,
Mumbai: 400001
Tel No. 022-22722039/37/3121
Security Code: 500119

Dear Sir,

Sub: Investor Presentation

Please find attached Investor Presentation for fourth quarter and year ended on 31st March, 2022.

Kindly take the information on record.

Thanking you,

For Dhampur Sugar Mills Limited



Aparna Goel
Company Secretary
M. No. 22787



Dhampur Sugar Mills Limited

Financial Results : Q 4 & FY 22

May 29, 2022

Disclaimer

- This presentation is strictly confidential and may not be copied, published, distributed or transmitted. The information in this presentation is being provided by Dhampur Sugar Mills Limited (also referred to as the 'Company'). By attending the meeting where this presentation is being made or by reading the presentation materials, you agree to be bound by following limitations:
- The information in this presentation has been prepared for use in presentations by the Company for information purposes only and does not constitute, or should be regarded as, or form part of any offer, invitation, inducement or advertisement to sell or issue, or any solicitation or initiation of any offer to purchase or subscribe for, any securities of the Company in any jurisdiction, including the United States and India, nor shall it, or the fact of its distribution form the basis of, or be relied on in connection with, any investment decision or any contract or commitment to purchase or subscribe for any securities of the Company in any jurisdiction, including the United States and India. This presentation does not constitute a recommendation by the Company or any other party to sell or buy any securities of the Company.
- This presentation and its contents are not and should not be construed as a prospectus or an offer document, including as defined under the Companies Act, 2013, to the extent notified and in force) or an offer document under the Securities and Exchange Board of India (Issue of Capital and Disclosure Requirements) Regulations, 2009 as amended.
- This presentation and its contents are strictly confidential to the recipient and should not be further distributed, re-transmitted, published or reproduced, in whole or in part, or disclosed by recipients directly or indirectly to any other person or press, for any purposes. In particular, this presentation is not for publication or distribution or release in any country where such distribution may lead to a breach of any law or regulatory requirement. No person is authorized to give any information or to make any representation not contained in or inconsistent with this presentation or and if given or made, such information or representation must not be relied upon as having been authorized by us. Receipt of this presentation constitutes an express agreement to be bound by such confidentiality and the other terms set out herein. Any failure to comply with this restriction may constitute a violation of applicable securities laws.
- No representation or warranty, express or implied, is made as to, and no reliance should be placed on, the fairness, accuracy, completeness or correctness of the information or opinions contained in this presentation. Neither the Company nor any of its affiliates, advisors or representatives shall have any responsibility or liability whatsoever (for negligence or otherwise) for any loss howsoever arising from any use of this presentation or its contents or otherwise arising in connection with this presentation. The information set out herein may be subject to updating, completion, revision, verification and amendment and such information may change materially. This presentation is based on the economic, regulatory, market and other conditions as in effect on the date hereof. It should be understood that subsequent developments may affect the information contained in this presentation, which neither the Company nor its affiliates, advisors or representatives are under an obligation to update, revise or affirm.
- This presentation contains forward-looking statements based on the currently held beliefs and assumptions of the management of the Company, which are expressed in good faith and, in their opinion, reasonable. Forward-looking statements involve known and unknown risks, uncertainties and other factors, which may cause the actual results, financial condition, performance, or achievements of the Company or industry results, to differ materially from the results, financial condition, performance or achievements expressed or implied by such forward-looking statements. Unless otherwise indicated, the information contained herein is preliminary and indicative and is based on management information, current plans and estimates. Industry and market-related information is obtained or derived from industry publications and other sources and has not been independently verified by us. Given these risks, uncertainties and other factors, recipients of this document are cautioned not to place undue reliance on these forward-looking statements. The Company disclaims any obligation to update these forward-looking statements to reflect future events or developments.
- THIS PRESENTATION IS NOT AN OFFER FOR SALE OF SECURITIES IN INDIA OR ELSEWHERE.

Contents

	Slide No.
Key Milestones	4-5
Demerger Update	6-8
Board of Directors	9
New Brand Launched...'<i>Mishti by Dhampur</i>'	10
Overview-Market Outlook	11-14
Financial Performance	15-40
Core Strengths	41
Way Forward	42

Key Milestones

1933	Sugar mill at Dhampur : 300 TCD
1995	Distillery at Dhampur : 100 KL per day
2004	Dhampur distillery capacity enhanced to 140 KL per day
2006	Raised US\$53.7mn through GDR
2007	Multi-fuel high pressure boiler at Dhampur
	Greenfield sugar unit at Rajpura : 7500TCD
	Co-generation plants - Dhampur : 65MW; Rajpura : 12MW
2008	Dhampur sugar cane crushing capacity enhanced to 15,000 TCD
	Dhampur distillery capacity enhanced to 170 KL per day
2012	Bagasse dryer at Dhampur
2013	Dhampur distillery capacity enhanced to 200 KL per day
2014	Rajpura sugar crushing capacity enhanced to 8500 TCD
	Co-generation plant at Rajpura enhanced to 48MW

Key Milestones

2015	Spent wash fired boiler
2018	Incinerator slop boiler with 11.5 MW turbine (Zero Liquid Discharge Compliant Distillery)
2019	Distillery capacity enhanced to 250 KL per day
2020	Installed CPU for Zero Liquid Discharge
2021	Dhampur 2.0 (Demerger) with effect from Apr 1, 2021
2022	Distillery capacity enhancement to -500 KL (approx.) on B heavy (including 100 KL per day grain based) <i>Under implementation.</i>

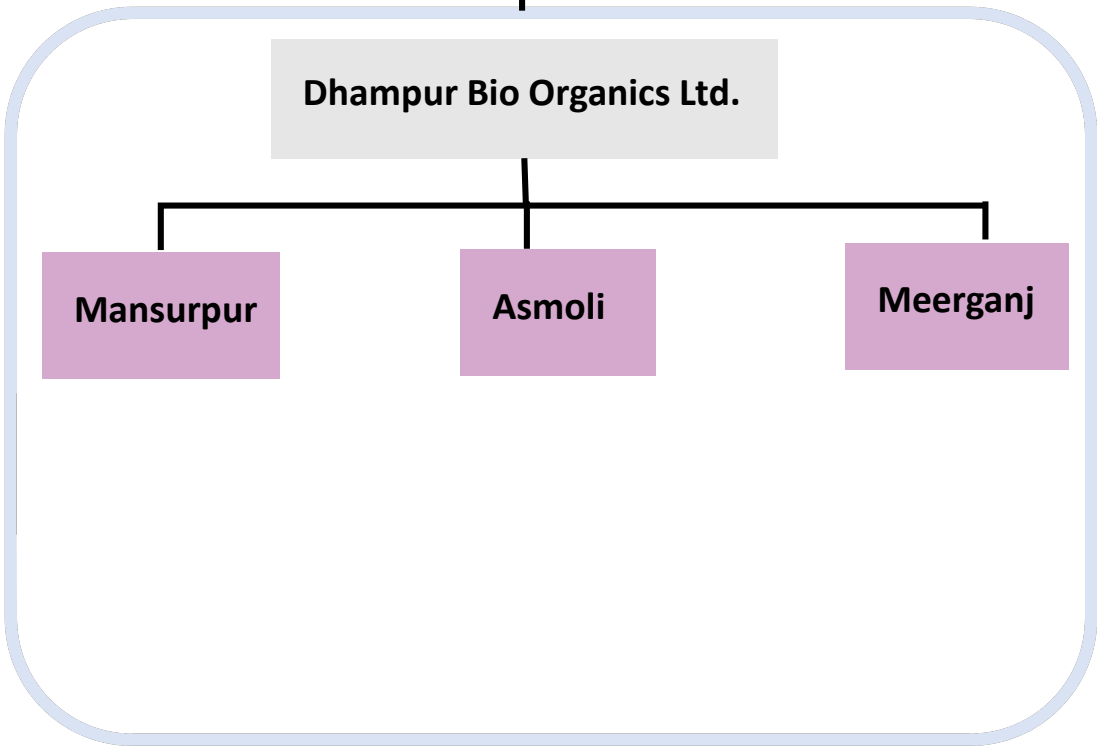
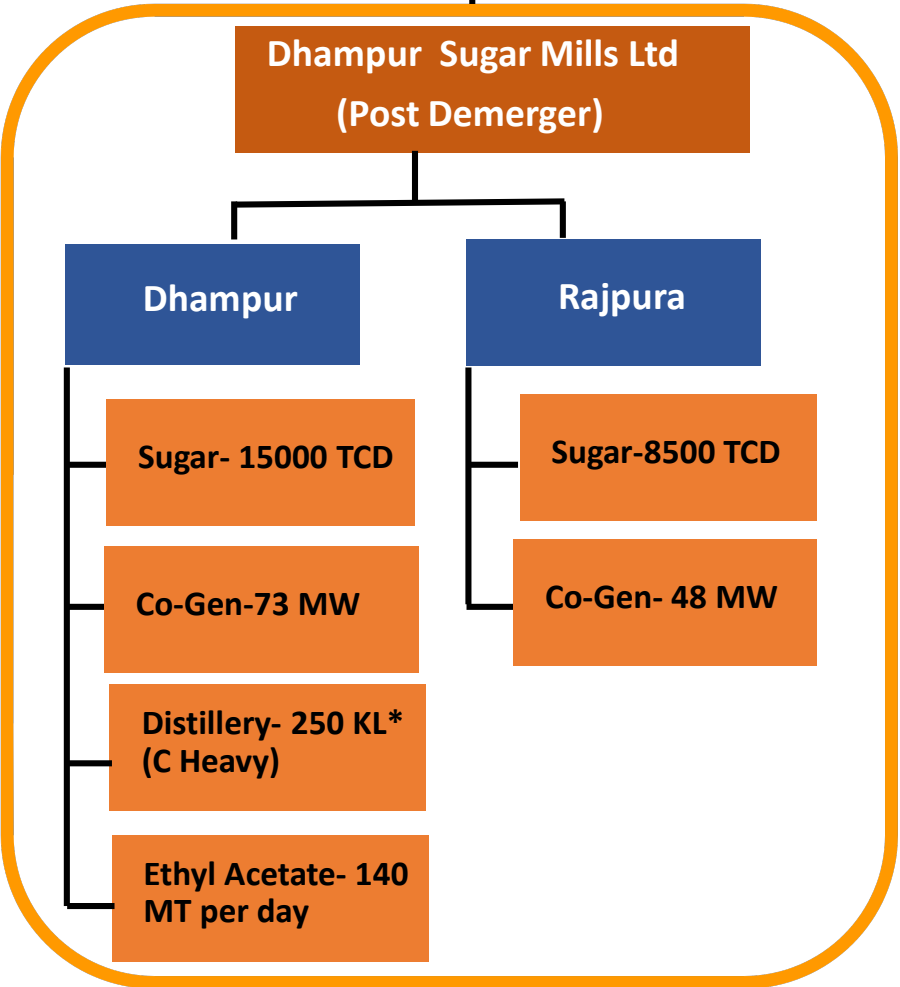
Demerger Update

Demerger : Key Events

7 th June 2021	Board of Directors approved the Scheme of Arrangement
27 th April 2022	NCLT approved the Scheme
1 st April 2021	Appointed date of the Scheme for Demerger
3 rd May 2022	Effective date of Demerger
17 th May 2022	Record date for allotment of shares of Dhampur Bio Organics Ltd

Dhampur Sugar Mills : Post Demerger

Dhampur Sugar Mills Ltd
(Pre Demerger)



- 130 KL per day expansion (Including 100 KL per day grain based) under implementation on C heavy molasses.
- Post expansion capacity : 380 KL per day on C-Heavy molasses /500 KL per day (approx) on B-Heavy molasses/syrup (100 KL on grain).

Board of Directors

Mr. Ashok Kumar Goel, Chairman

Mr. Gaurav Goel, Managing Director

Mr. Mahesh Prasad Mehrotra

Mr. Yashwardhan Poddar

Mr. Anuj Khanna

Mr. Satpal Kumar Arora

Ms. Nandita Chaturvedi

Mr. Akshat Kapoor

Mishti by Dhampur



New Brand 'Mishti by DHAMPUR' launched in 1 Kg and 5 Kg pack

Industry Scenario

Overview-Sugar

- 521 mills operated in the current season as against 506 mills last season
- As on 15th May, 2022, 405 mills closed crushing operations; 116 mills continue to operate
- In season 2020-21, 461 mills closed crushing operations and only 45 mills were operating on the corresponding date
- Opening stock of sugar as on 1st Oct 21 : 82 lakh tons
- Expected total production : 350 lakh tons after diversion of sugar
- Expected consumption : 272 lakh tons during SS 2021-22
- Expected exports in the current season : 90 lakh tons vis-à-vis 71.91 lakh tons in last season.
- Expected closing stock : 68 lakh tons as on 30th Sep 22

Overview-Sugar

- Contracts for export already entered : 85 lakh tons
- Exported till April 2022 : 71 lakh tons
- Export is higher by 64% during last year same period
- Sugar production position (all India) : 15th May 22 :

S.No	State	Net Sugar Production (Without Diversion)		Estimated Sugar Diversion into Ethanol		Sugar Production (After Diversion)	
		SS 2021-22	SS 2020-21	SS 2021-22	SS 2020-21	SS 2021-22	SS 2020-21
1	UP	113.95	115.60	12.50	6.90	101.45	108.70
2	Maharashtra	146.72	113.28	11.29	7.12	135.43	106.16
3	Karnataka	65.89	47.50	7.37	5.02	58.52	42.48
4	Tamil Nadu	8.99	6.53	0.19	0.08	8.80	6.45
5	Gujarat	12.09	10.22	0.14	0.05	11.95	10.17
6	Others	35.26	31.71	2.58	0.90	32.68	30.81
7	Total	382.91	324.83	34.08	20.07	348.83	304.77

Overview-Ethanol

- New Bio Fuel Policy allowing the manufacturing of ethanol from B-heavy molasses as well as from direct sugar cane juice/syrup.
- Basic price of ethanol, derived out of C heavy molasses, increased by ₹0.97/litre to ₹46.66/litre (ex mill) for the supply period from 1st December 2021 to 30th November 2022.
- Basic price of ethanol, derived out of B heavy molasses, increased by ₹1.47/litre to ₹59.08/litre (ex mill) for the supply period from 1st December 2021 to 30th November 2022.
- Basic price of ethanol, derived out of sugar cane juice, increased by ₹0.80/litre to ₹63.45/litre (ex mill) for the supply period from 1st December 2021 to 30th November 2022.

Financial Performance Q4/FY Mar 2022

Financial Performance

Rs. Cr.

Particulars	Q4 FY 22	Q 4 FY 21	FY 22	FY 21
Income from Operations	574.7	649.1	↓ 2208.7	2245.0
EBIDTA	78.4	99.3	↑ 304.9	288.9
PBT	50.4	76.5	↑ 204.5	198.7
PAT	33.0	51.2	↑ 146.9	143.4
Cash Profit	56.3	73.4	↑ 222.3	220.5
EPS (₹/Share)	4.96	7.71	↑ 22.13	21.61

EBITDA increased by 5.5%, PAT increased by 2.4%

Segment Revenue -Overview

Rs. Cr.

Particulars	Q4 FY22	Q4 FY21	% Change	FY22	FY21	% Change
Sugar	407.8	522.3	-21.9%	1451.8	1739.9	-16.6%
Power	94.9	87.4	8.6%	213.0	203.4	4.7%
Ethanol	114.5	100.6	13.8%	427.0	399.9	6.8%
Ethyl Acetate	78.8	54.3	45.1%	277.7	166.2	67.0%
Potable Spirits	77.8	17.5	344.6%	290.7	86.9	234.5%
Others	7.7	7.9	-2.5%	22.9	22.3	2.7%
Total	781.6	789.9	-1.1%	2682.9	2618.6	2.5%

Segment Profitability -Overview

Rs. Cr.

Particulars	Q4 FY22	Q4FY21	% Change	FY22	FY21	% Change
Sugar	14.3	13.9	2.8%	57.4	52.7	8.9%
Power	42.1	38.4	9.6%	82.4	76.6	7.6%
Ethanol	29.3	32.1	-8.7%	131.9	126.2	4.5%
Ethyl Acetate	0.10	15.0	-99.3%	19.6	27.5	-28.7%
Potable Sprits	0.05	-2.1		-0.8	-3.2	75.0%
Others	0.20	0.5	-60.9%	1.2	1.5	-20.0%
Total	86.0	97.9	-12.2%	291.7	281.4	3.7%

Segment Wise Performance

Sugar Segment

Sugar

Financial

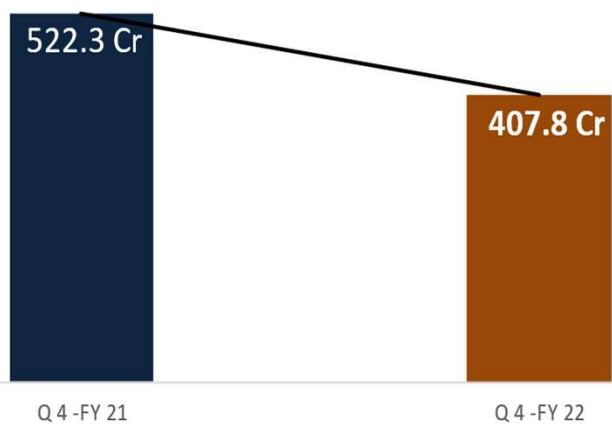
Particulars	Q4 FY22	Q4 FY21	FY22	FY21
Revenue-Rs. Cr.	407.8	522.3	1451.8	1739.9
Revenue % to total revenue	52.2 %	66.1 %	54.1%	66.4%
Profit-Rs. Cr.	14.3	13.9	57.4	52.7
Profit % to total profit	16.6%	14.2%	19.7%	18.7%

Operational

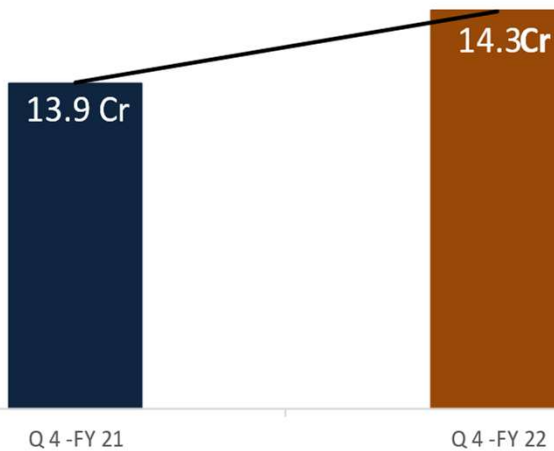
Particulars	Q4 FY22	Q4 FY21	FY22	FY21
Cane Crushed- Lakh tons	17.51	17.28	35.83	38.47
Sugar Production-Lakh tons	1.76	1.85	3.71	4.03
Sugar Sales -Lakh tons	0.77	1.29	3.21	4.50
Realization -₹/kg	34.51	31.48	34.23	32.01

Sugar -Q4 FY22 Vs Q4 FY21

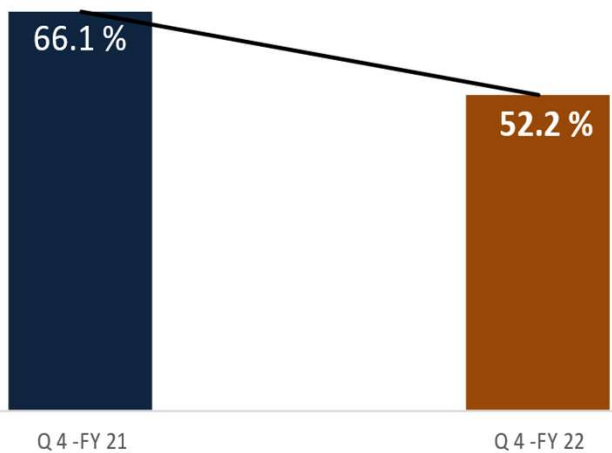
Revenue



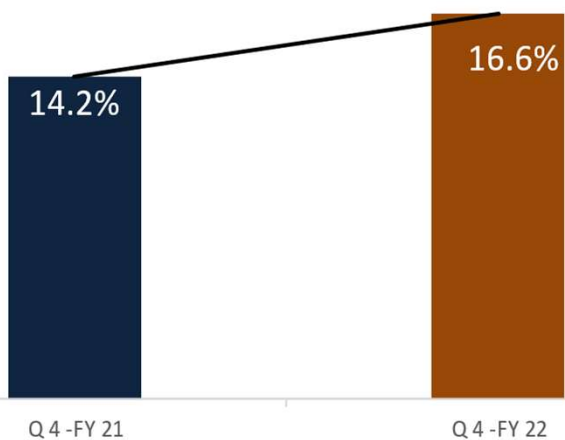
Segment Profit



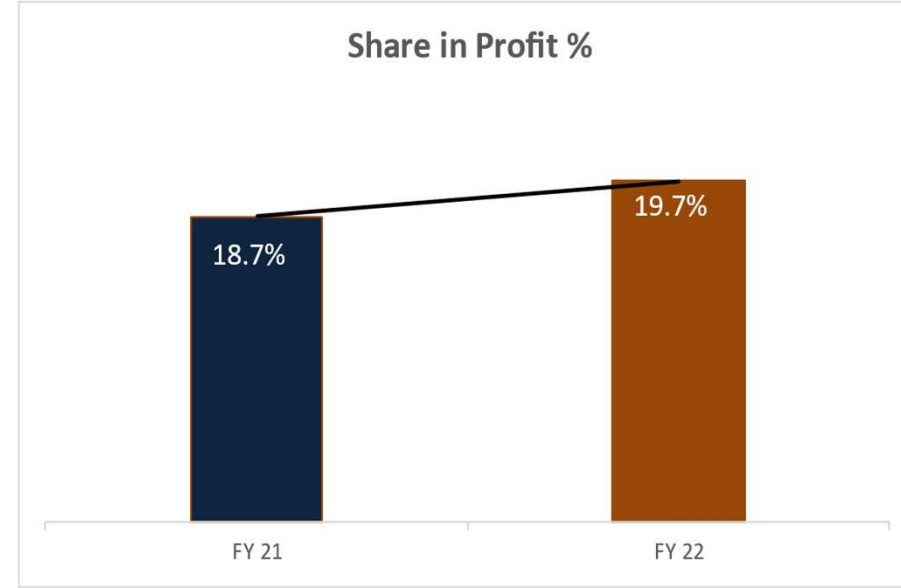
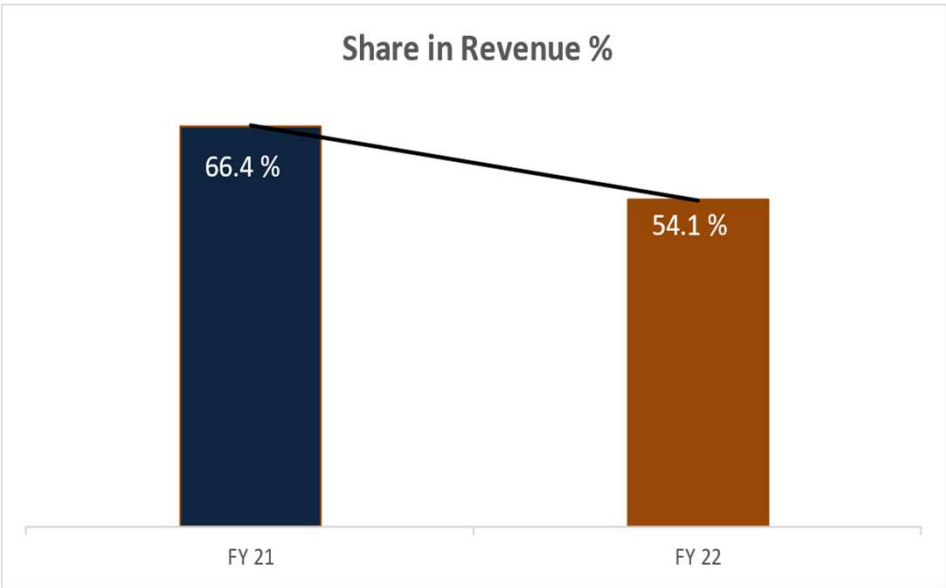
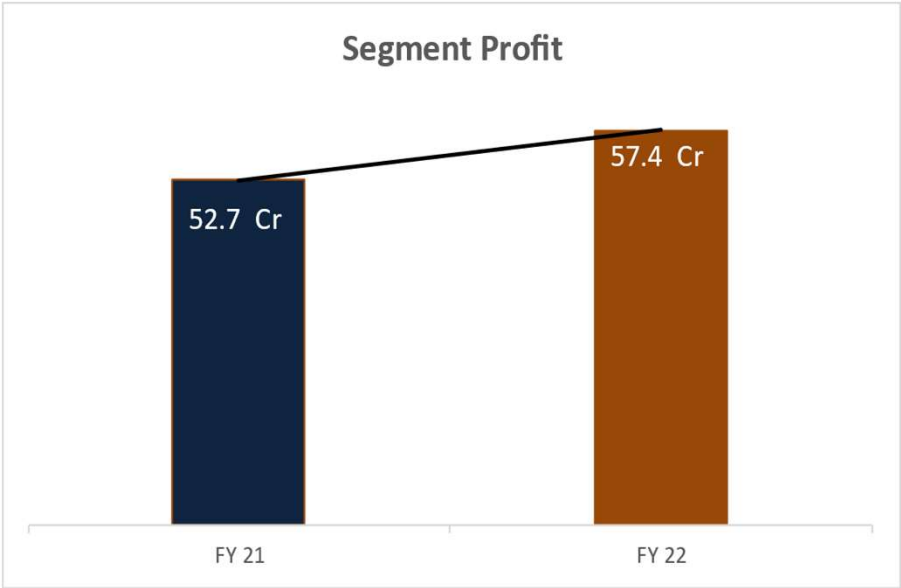
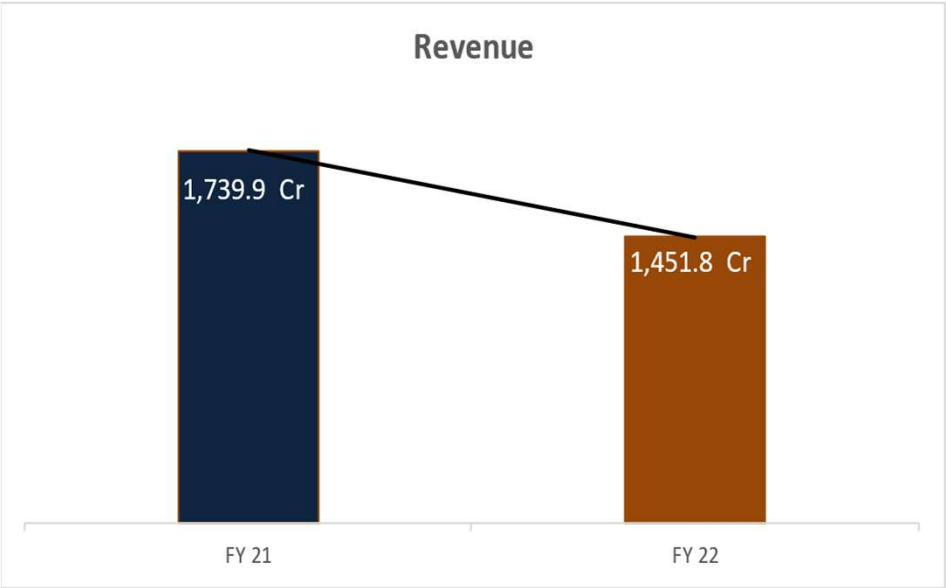
Share in Revenue %



Share in Profit %



Sugar- FY 22 Vs FY 21



Power Segment

Power

Financial

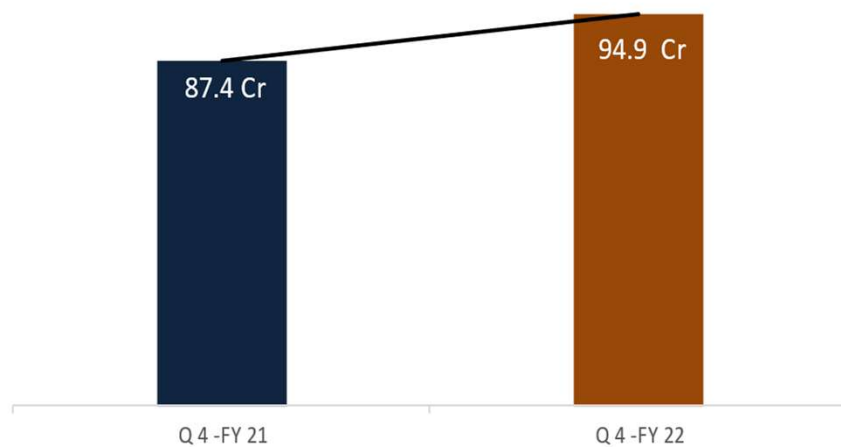
Particulars	Q4 FY22	Q4 FY21	FY22	FY21
Revenue-Rs. Cr.	94.9	87.4	213.0	203.4
Revenue % to total revenue	12.1 %	11.1 %	7.9%	7.8%
Profit-Rs. Cr.	42.1	38.4	82.4	76.6
Profit % to total profit	49.0%	39.3%	28.2%	27.2%

Operational

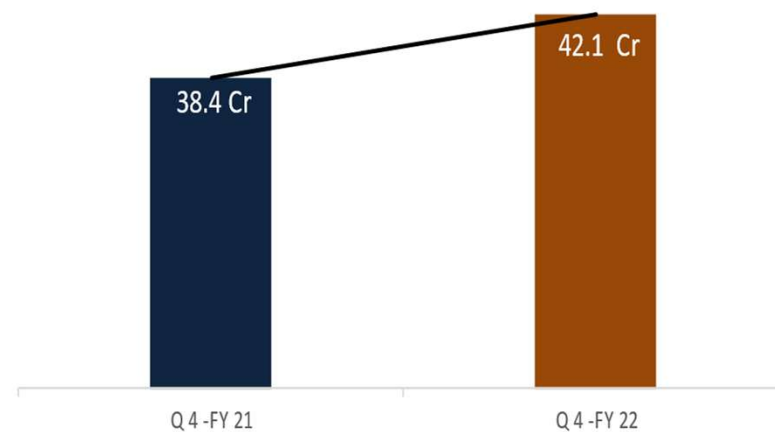
Particulars	Q4 FY22	Q4 FY21	FY22	FY21
Power Generation- Cr. Units	17.72	16.94	40.01	38.17
Power Export- Cr. Units	9.28	8.95	19.53	18.03
Realizations -₹/unit	3.50	3.39	3.46	3.38

Power – Q4 FY22 Vs Q4 FY21

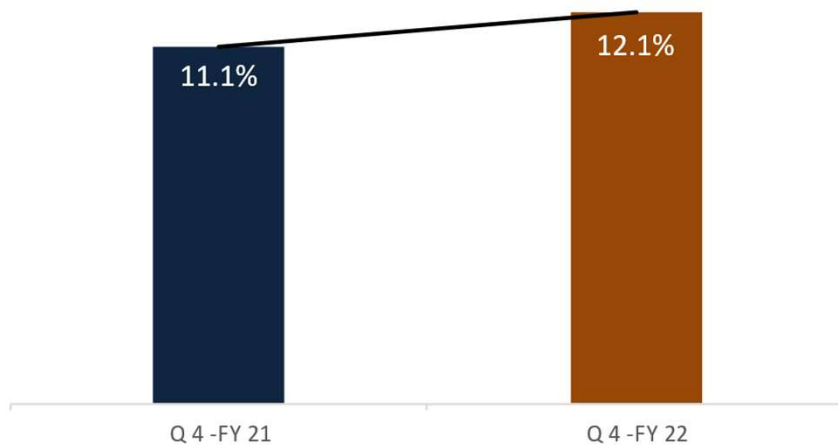
Revenue



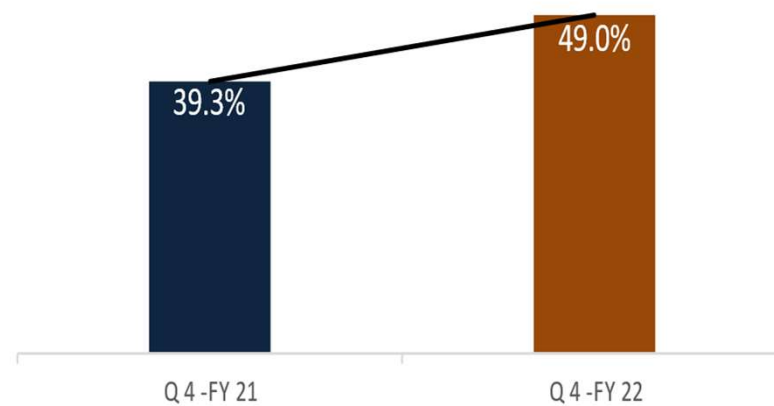
Segment Profit



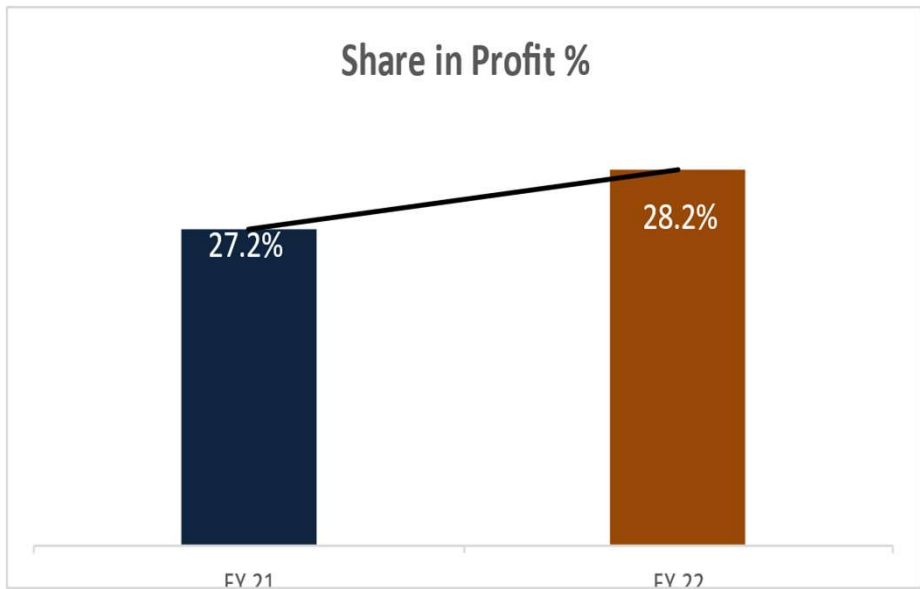
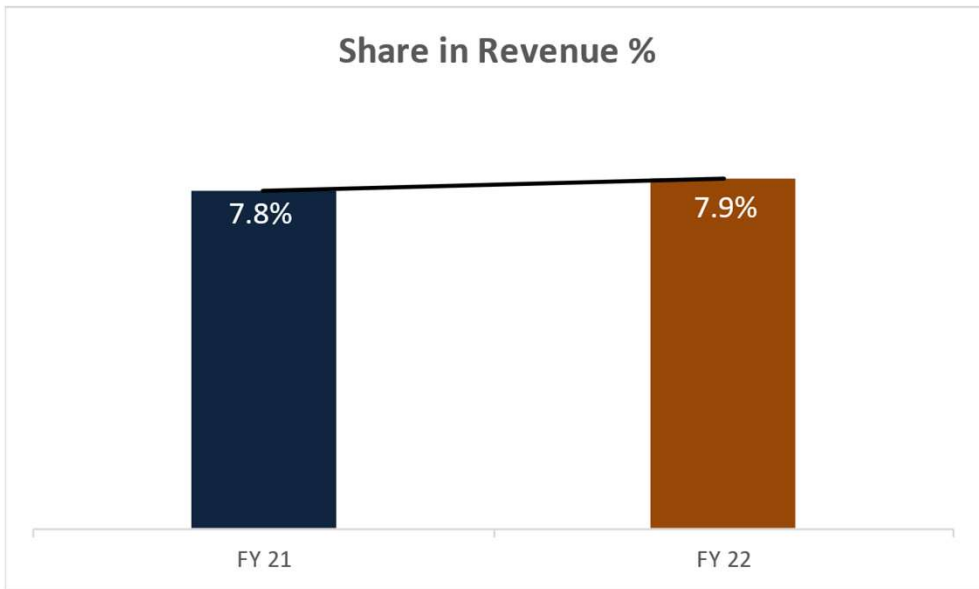
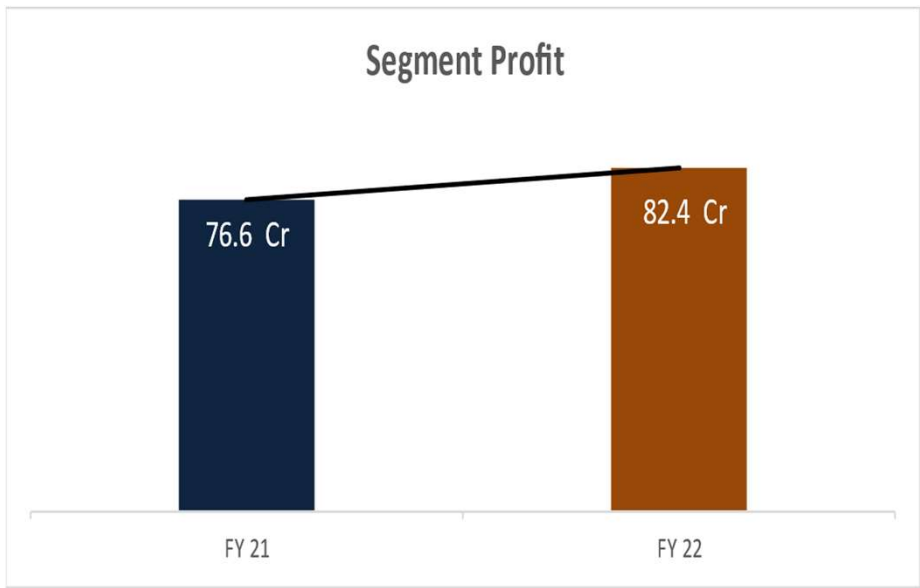
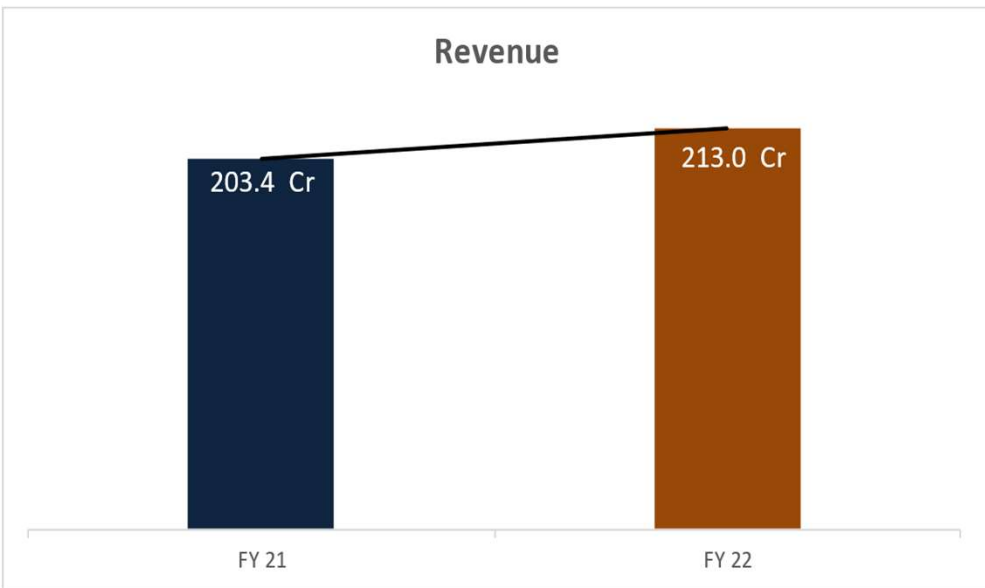
Share in Revenue %



Share in Profit %



Power- FY 22 Vs FY 21



Ethanol Segment

Ethanol

Financial

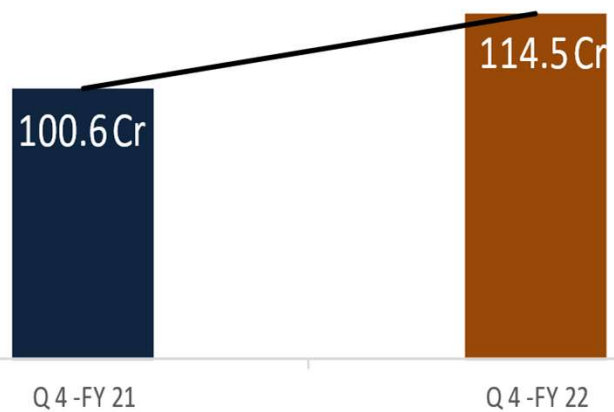
Particulars	Q4 FY22	Q4 FY21	FY22	FY21
Revenue-Rs. Cr.	114.5	100.6	427.0	399.9
Revenue % to total revenue	14.7 %	12.7 %	15.9%	15.3%
Profit-Rs. Cr.	29.3	32.1	131.9	126.2
Profit % to total profit	34.0%	32.8%	45.2%	44.9%

Operational

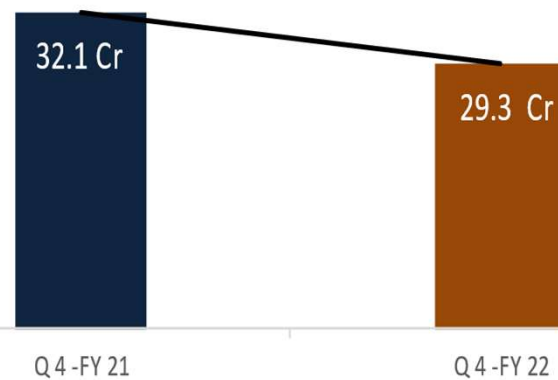
Particulars	Q4 FY22	Q4 FY21	FY22	FY21
RS/ Ethanol Production-Lakh BL	236.48	229.79	804.83	765.30
RS/ Ethanol Sales-Lakh BL	195.05	180.08	737.18	750.99

Ethanol –Q4 FY22 Vs Q4 FY21

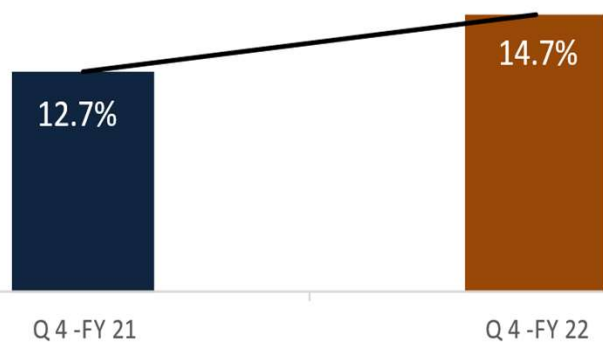
Revenue



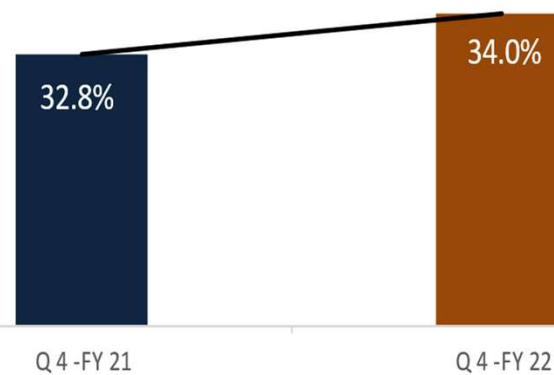
Segment Profit



Share in Revenue %

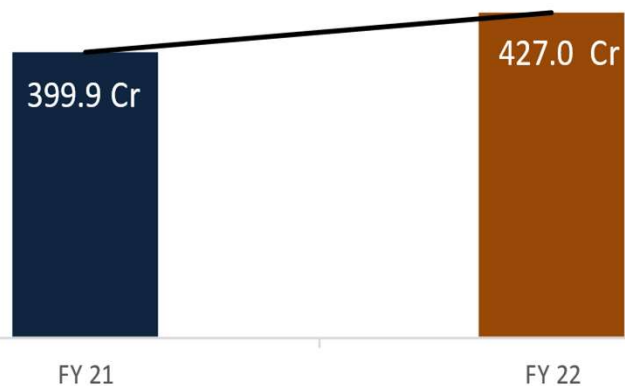


Share in Profit %

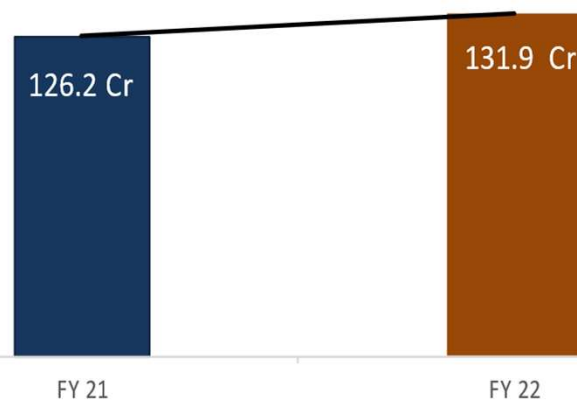


Ethanol - FY 22 Vs FY 21

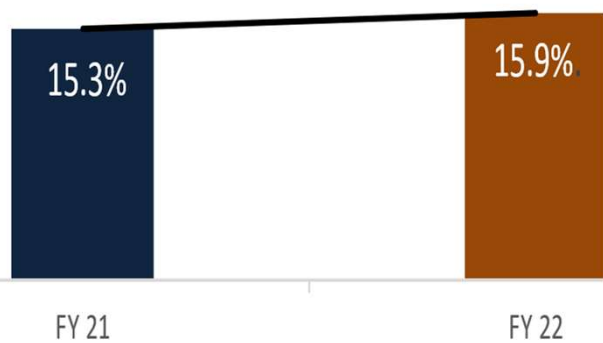
Revenue




Segment Profit



Share in Revenue %



Share in Profit %



Ethanol

- Present capacity : 250 KLPD on 'C' heavy molasses.
- Expansion under implementation : 130 KLPD (including 100 KLPD on grain) on 'C' heavy molasses.
- Post expansion capacity : 500 KLPD (approx.) on 'B' heavy molasses/syrup (including 100 KLPD on grain).
- Ethanol average realisation: ₹ 58.84 per BL in Q4 FY22 vs. ₹ 57.40 per BL in Q4 FY21.
- Sale of ethanol (from syrup) : 61.35 lakh BL in Q4 FY22.

Chemical-Ethyl Acetate Segment

Ethyl Acetate

Financial

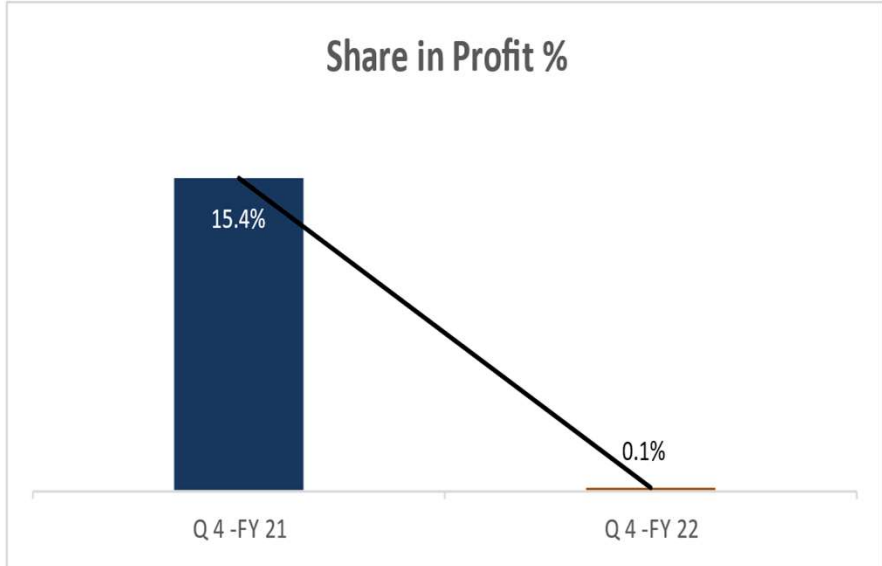
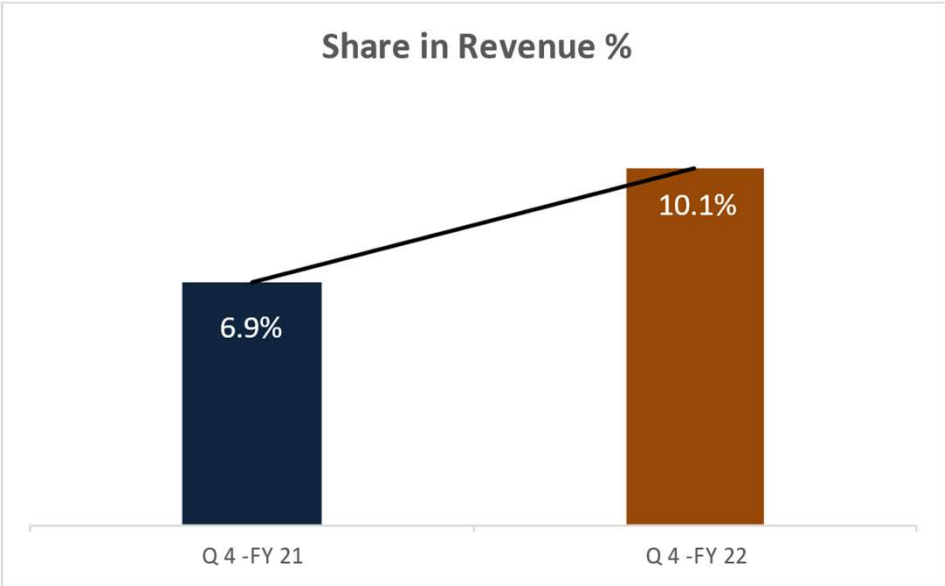
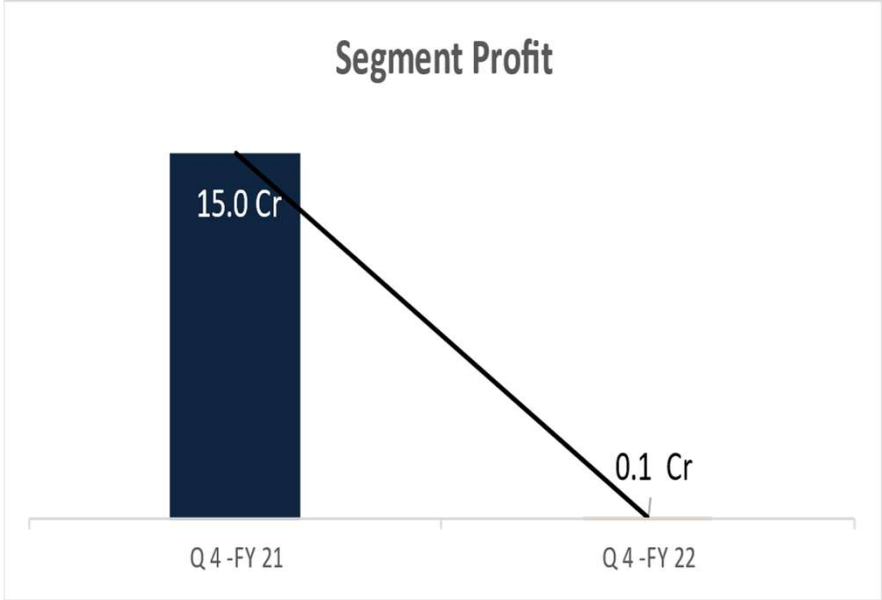
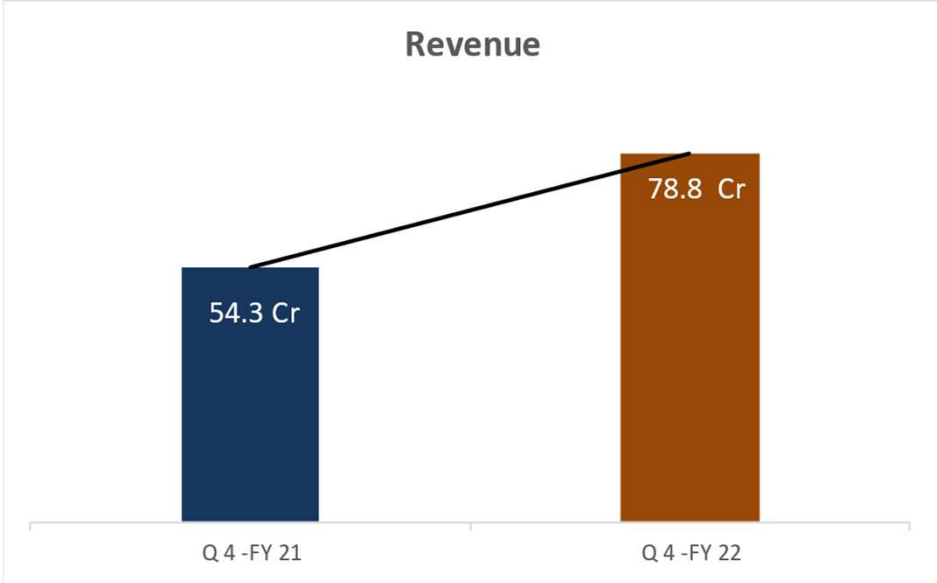
Particulars	Q4 FY22	Q4 FY21	FY22	FY21
Revenue-Rs. Cr.	78.8	54.3	277.7	166.2
Revenue % to total revenue	10.1 %	6.9 %	10.3%	6.3%
Profit-Rs. Cr.	0.1	15.0	19.6	27.5
Profit % to total profit	0.1%	15.4%	6.7%	9.8%

Operational

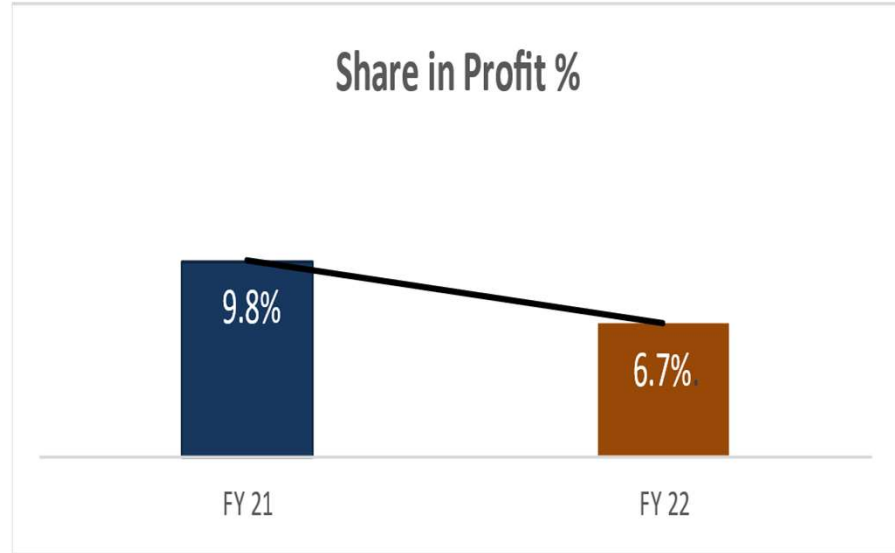
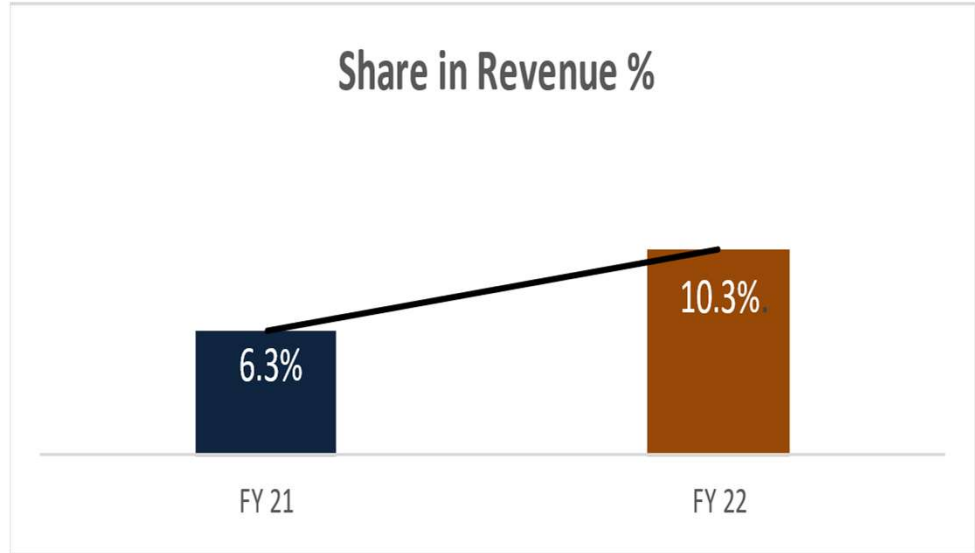
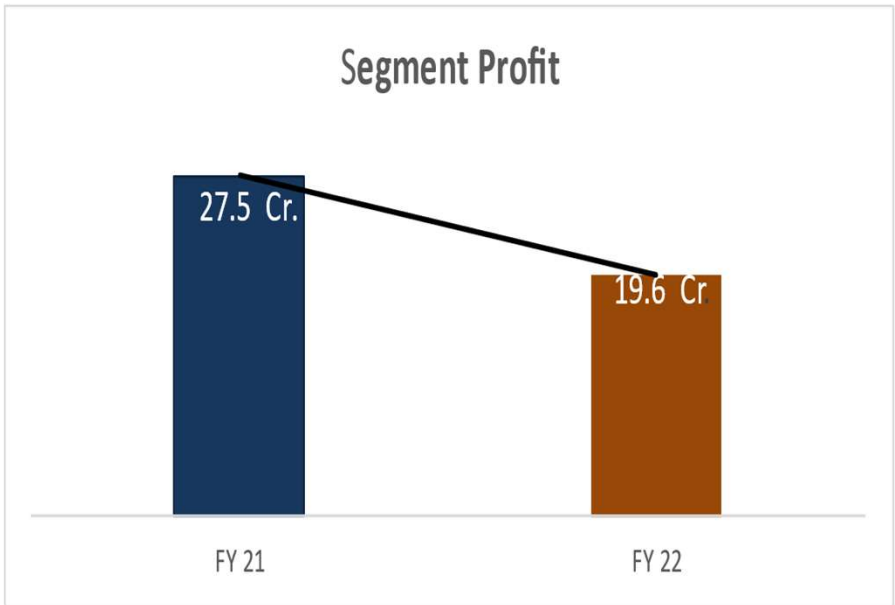
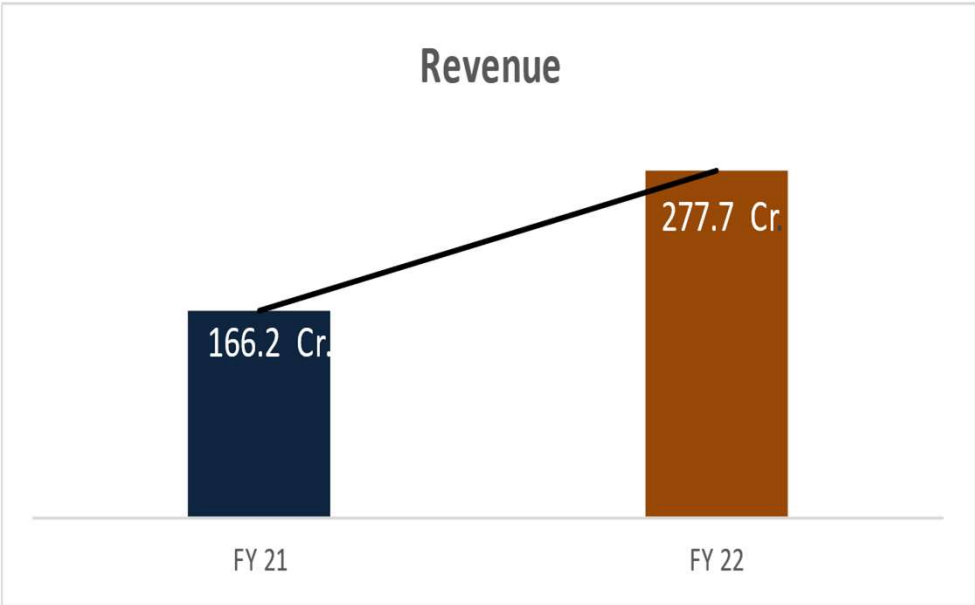
Particulars	Q4 FY22	Q4 FY21	FY22	FY21
Ethyl Acetate Production-Lakh Kg	85.99	64.13	272.74	246.04
Ethyl Acetate Sales-Lakh Kg	80.57	66.26	270.74	252.72

- *Average realisation: ₹ 94.58/Kg in Q4 FY22 vs. ₹ 81.74/kg in Q4 FY21.*
- *Average realisation: ₹ 102.49/Kg in FY22 vs. ₹ 65.53/kg in FY21.*

Ethyl Acetate –Q4 FY22 Vs Q4 FY21



Ethyl Acetate- FY 22 Vs FY 21



Potable Spirits

Potable Spirits

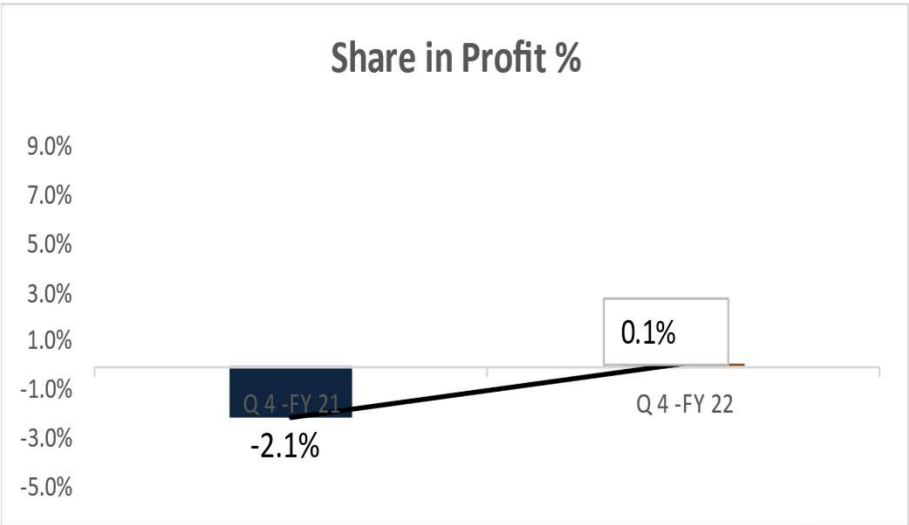
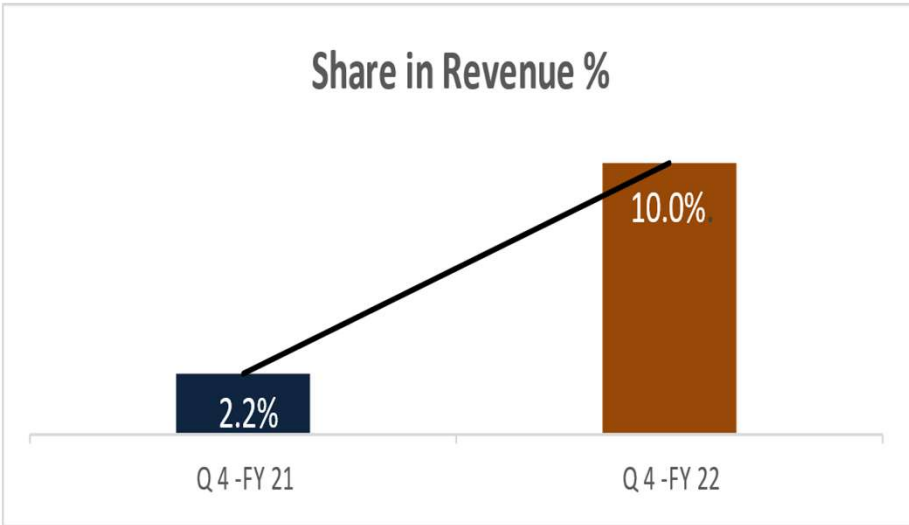
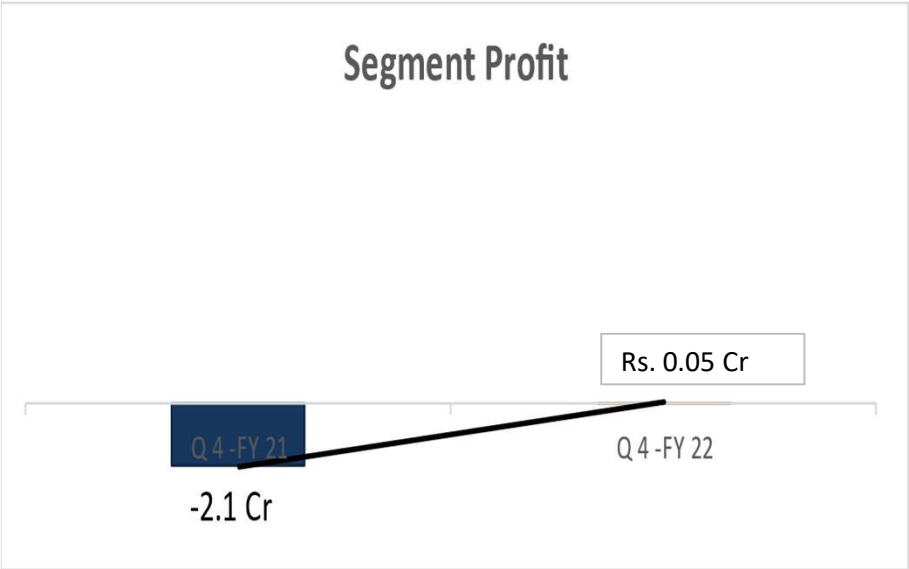
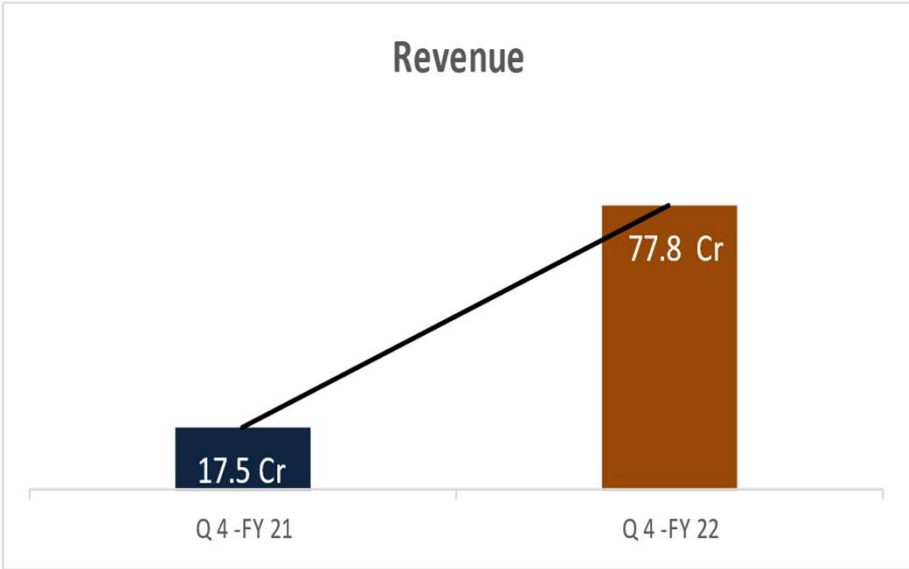
Financial

Particulars	Q4 FY22	Q4 FY21	FY22	FY21
Revenue-Rs. Cr.	77.8	17.5	290.7	86.9
Revenue % to total revenue	10.0 %	2.2 %	10.8%	3.3%
Profit-Rs. Cr.	0.05	-2.1	-0.8	-3.2
Profit % to total profit	0.1%	-2.1%	-0.3%	1.1%

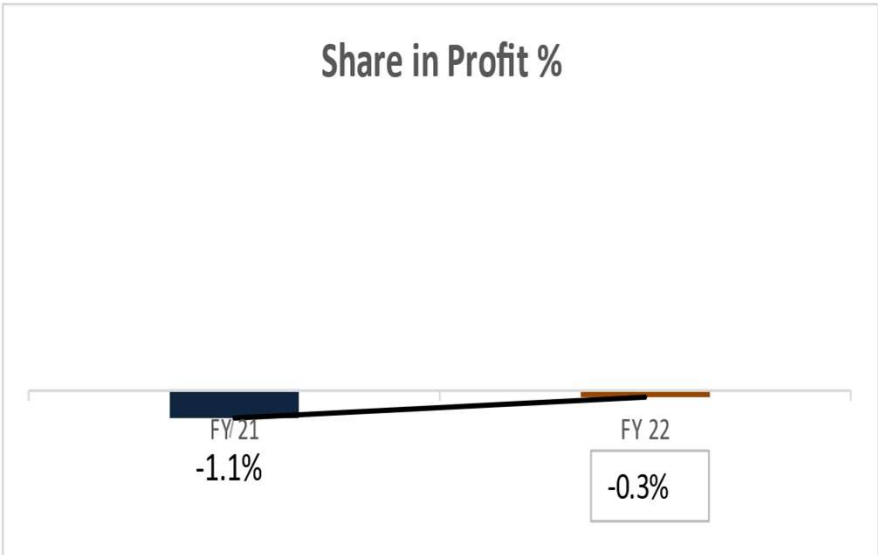
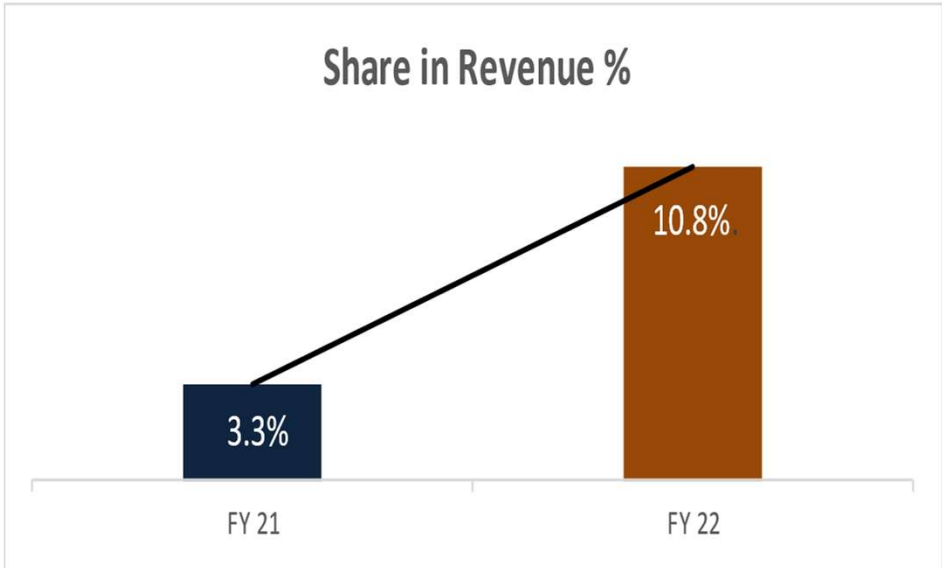
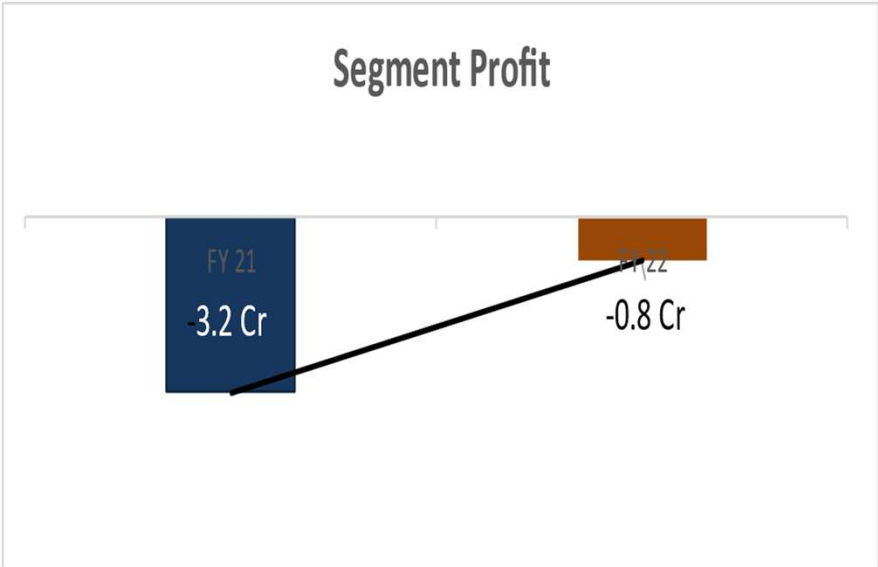
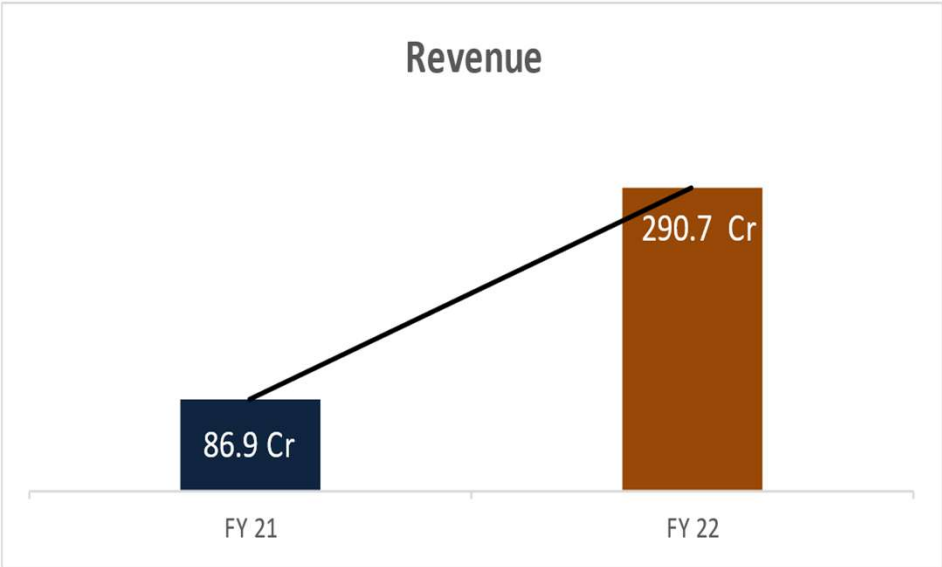
Operational

Particulars	Q4 FY22	Q4 FY21	FY22	FY21
Cases Sold- Nos.	312599	68734	1163015	341317
Cases Sold- Rs. Cr.	8.1	1.8	30.18	8.8

Potable Spirits –Q4 FY22 Vs Q4 FY21



Potable Spirits -FY 22 Vs FY 21



Core Strengths

- Visionary promoters
- Experienced management team
- Integrated business processes
- Strong relationship with 1.50 lakh farmers approx.
- Growth Focus- Ethanol/Chemicals
- Prudent financial management
- Improving operational efficiencies
- Future ready organization

A new brand ...'Misthi by Dhampur'

Legacy for tomorrow

Way forward

- Commissioning of enhanced distillery capacity
- Reduction in manufacturing cost
- Optimization of financing cost
- Skill building and empowerment
- Engagement with community

Thank You