

LUPIN LIMITED

Investor presentation
Q2 FY 2019

Oct 31, 2018

50 YEARS
OF LUPIN



Materials and information provided during this presentation may contain ‘forward-looking statements’. These statements are based on current expectations, forecasts and assumptions that are subject to risks and uncertainties which could cause actual outcomes and results to differ materially from these statements.

Risks and uncertainties include general industry and market conditions, and general domestic and international economic conditions such as interest rate and currency exchange fluctuations. Risks and uncertainties particularly apply with respect to product-related forward-looking statements. Product risks and uncertainties include, but are not limited to, technological advances and patents obtained by competitors. Challenges inherent in new product development, including completion of clinical trials; claims and concerns about product safety and efficacy; obtaining regulatory approvals; domestic and foreign healthcare reforms; trends toward managed care and healthcare cost containment; and governmental laws and regulations affecting domestic and foreign operations.

Also, for products that are approved, there are manufacturing and marketing risks and uncertainties, which include, but are not limited to, inability to build production capacity to meet demand, unavailability of raw materials, and failure to gain market acceptance.

You are cautioned not to place undue reliance on these forward-looking statements, which reflect our opinions only as of the date of this presentation.

The Company disclaims any intention or obligation to update or revise any forward-looking statements whether as a result of new information, future events, or otherwise.

Lupin – Awards and Accolades

50 YEARS OF LUPIN



- **Dr. Desh Bandhu Gupta** inducted into the ‘**Hall of Fame**’, **CNBC-TV18 - India Business Leader Awards 2018**
- **Vinita Gupta** - **Vogue and IBM Business Woman of the Year - 2018**
- **Innovator Award** from **BioNJ, New Jersey - 2018**
- **Walmart Supplier of the Year Award - 2018**
- **India Pharma Bulk Drug Company of the Year - 2018** - Department of Pharmaceuticals, Govt. of India
- **Cardinal Supply Chain Excellence Award - 2018**
- “**BEST Award**” from **ATD – 2018**
- Lupin ranked **No.1 in the Biotech and Pharma**, and **No. 4 amongst large organisations** in the list of top 100 – **Great Place to Work 2017**
- **Dun & Bradstreet Corporate Award** in the Pharmaceutical Sector - 2017
- **Ramesh Swaminathan: Best CFO - Best Inorganic Growth Strategy, 2017** by **BusinessWorld Best CFO Awards**
- **Forbes Global 2000** (The World’s Biggest Public Companies), 2017



INDIA
BUSINESS
LEADER
AWARDS

IBLA



India's Best Companies
To Work For 2017

A STUDY BY
THE ECONOMIC TIMES

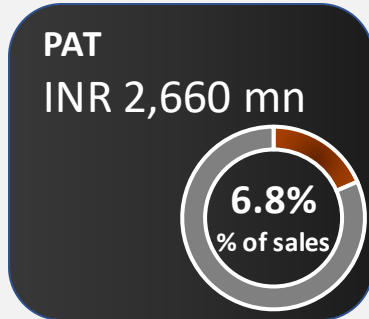
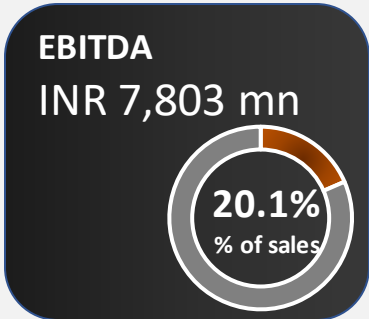
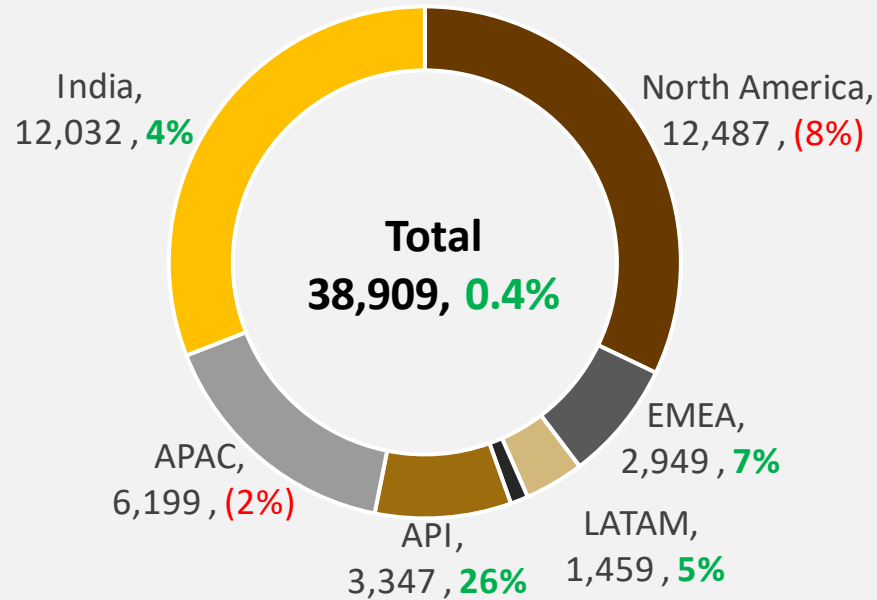
GREAT
PLACE
TO
WORK



Presents
BW BUSINESSWORLD
www.businessworld.in

BEST CFO AWARDS

Sales (INR mn, YoY growth)



Mr. Nilesh.D.Gupta
Managing Director
Lupin Limited

“This quarter we saw promising developments on the specialty front with the Solosec launch in full swing and a positive CHMP opinion for NaMuscla. Aided by forex and markets like the US starting to stabilize, we are now getting back on growth mode. We have made meaningful progress on our cost optimization efforts and these should start playing out from the next fiscal. Our growth will be fueled by new product launches in the near term and meaningful evolution of products in the complex generic, biosimilar and specialty space in the mid to long-term”

Important developments

Regulatory

- Warning Letter resolution on track
- Nagpur, Tarapur and Pithampur (Unit 3) facilities underwent USFDA inspections

Pipeline

- NaMuscla™ received positive CHMP opinion
- Filed 4 ANDA's and received 5 approvals from the USFDA

Commercial

- Solosec™ – Strong momentum on managed care side
- Expanded anti diabetes partnership with Eli Lilly for a once-weekly injection for India
- US Generics and Global head – Generics R&D and Biosimilars appointed

Tracking FY19 priorities: H1FY19 scorecard

50 YEARS OF LUPIN



Generics

- ✓ Gaining market share in the US - Average market share for Lupin products inched up to 32.8% in Q2 FY19¹ (vs 31.3% in Q4 FY18)
- ✓ Maintaining superior growth momentum in India - Expanded anti diabetes partnership with Boehringer Ingelheim and Eli Lilly
- ✓ Cost control - Kicked off Global Transformation Project with top tier consultants in the world
- Final Warning Letter response sent to USFDA – closely tracking the commitments

Complex generics

- ✓ bEtanercept filed in EU and Japan - Partnered with Mylan and Nichi-iko for EU and Japan respectively
- ✓ Tiotropium DPI filed, FTF confirmed and PAI done

Specialty

- ✓ Successfully launched Solosec – sustain investments in sales force/promotions; strong momentum achieved on managed care side
- NaMuscla™ received positive CHMP opinion – on course for EU launch in FY19

H1FY19 financials

- ✓ EBITDA margins: 19.5% (tracking in line with the 18-20% management guidance for FY19)
- ✓ R&D: INR 7.5 bn (tracking in line with the INR 15 -16 bn guidance for FY19)
- ✓ Capex: INR 3.6 bn (vs INR 12 bn guidance for FY19)
- US revenues: US\$ 339 mn (~US\$ 800 mn - FY19 guidance reliant on product launches (gRanexa), flu season, Solosec ramp up)

Our Strategic Vision: Well-Diversified Pharma business

50 YEARS OF LUPIN



Strong Foundation

Amongst the Top 10 generic companies in the World

Complex Generics Focus

Investing heavily in developing high barrier products

Specialty Focus

Committed to building a strong specialty business

Sustain and Grow

- Major revenue contributor currently
- Maximize on capability to maintain leadership in US generics
- Continue growth momentum in India and other emerging markets

Evolve portfolio

- Deliver on key complex generics, esp. Inhalation and Injectables
- Continue filing of P4 and semi-exclusive generics
- Successfully file and partner biosimilars

Build

- Create a meaningful women's health franchise in US
- Neurology / CNS focus in other developed markets

Q2FY19 Financial Results Review

50 YEARS
OF LUPIN



P&L Highlights – Q2 FY19

50 YEARS OF LUPIN



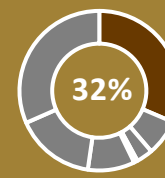
Amount in INR mn	Q2 FY19	% of sales	Q1 FY19	% of sales	QoQ growth	Q2 FY18	% of sales	YoY growth
Net sales	38,909	100.0%	37,746	100.0%	3.1%	38,742	100.0%	0.4%
Other operating income	601		814			778		
Total revenue	39,510		38,560		2.5%	39,520		0.0%
Gross profit <i>(excl. other operating income)</i>	24,981	64.2%	23,304	61.7%	7.2%	25,877	66.8%	(3.5%)
EBITDA	7,803	20.1%	7,112	18.8%	9.7%	9,271	23.9%	(15.8%)
PBT	4,410	11.3%	3,835	10.2%	15.0%	6,070	15.7%	(27.3%)
Net Profit	2,660	6.8%	2,028	5.4%	31.2%	4,550	11.7%	(41.5%)

P&L Highlights – H1 FY19

50 YEARS OF LUPIN



Amount in INR mn	1H FY19	% of sales	1H FY18	% of sales	YoY growth
Net sales	76,655	100.0%	76,810	100.0%	(0.2%)
Other operating income	1,415		1,404		
Total revenue	78,070		78,214		(0.2%)
Gross profit (excl. other operating income)	48,285	63.0%	51,618	67.2%	(6.5%)
EBITDA	14,915	19.5%	17,274	22.5%	(13.7%)
PBT	8,245	10.8%	11,029	14.4%	(25.2%)
Reported Net profit	4,687	6.1%	8,131	10.6%	(42.4%)



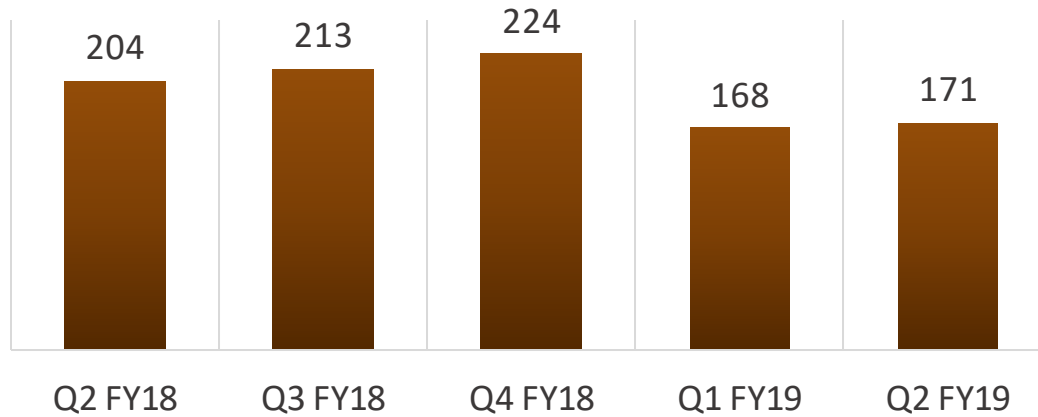
Q2FY19	
YoY	QoQ
↓ 8.3%	↑ 5.3%

50 YEARS OF LUPIN

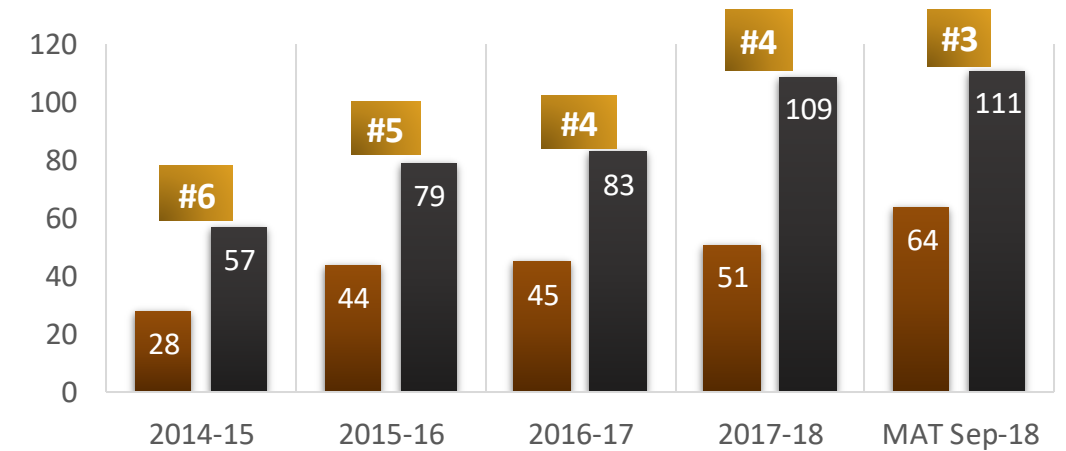


US revenues stabilizing

US quarterly sales (\$ mn)



Lupin consolidating its position in US¹



■ No. of Products (mkt leader) ■ Top 3 by mkt share ■ US pharma ranking by Rx

US portfolio progressing

4

No of filings
(during the quarter)

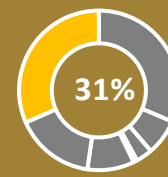
162

Products marketed
(cumulative)

158

Filings pending approval
(cumulative)

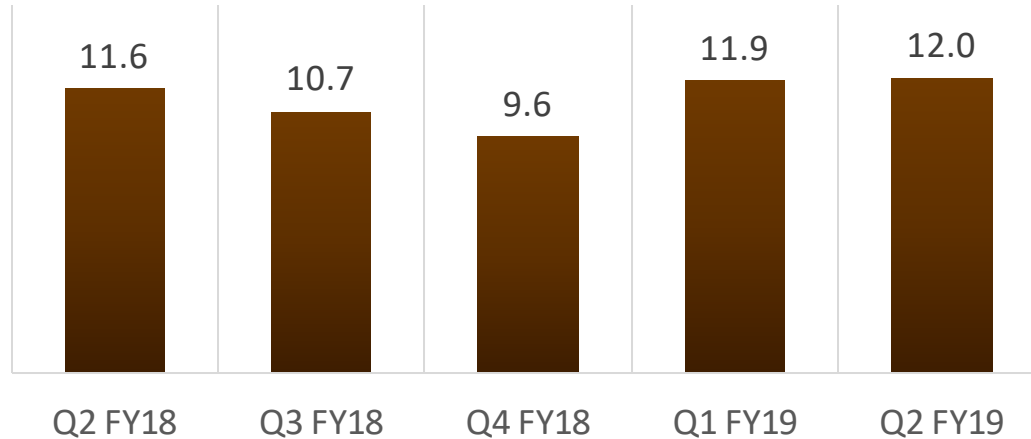
- US business is starting to stabilize, and getting back on growth mode
- Solosec™ – achieved good unrestricted formulary coverage; continuing focus on generating pull through Physicians and Pharmacies
- 39 FTF's incl. 14 exclusive awaiting approval



Q2FY19	
YoY	QoQ
↑ 3.8%	↑ 0.9%

Modest YoY growth on high base

India quarterly Sales (INR bn)



Healthy growth seen across therapy groups

Therapy	Q2 FY19 Growth ¹		Lupin Rank ¹	
	Market	Lupin	MAT Sep-14	MAT Sep-18
Acute	12	11	14	12
Chronic	15	22	5	4
Cardiac	14	21	2	3
Anti-diabetics	15	25	5	3
Respiratory	16	21	6	2

Strong portfolio

7

Brands in top 300 in Q2FY19
(IQVIA Jul-Sep'18)

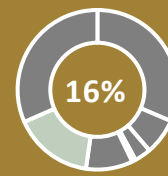
8

SKU's launched
(during the quarter)

84%

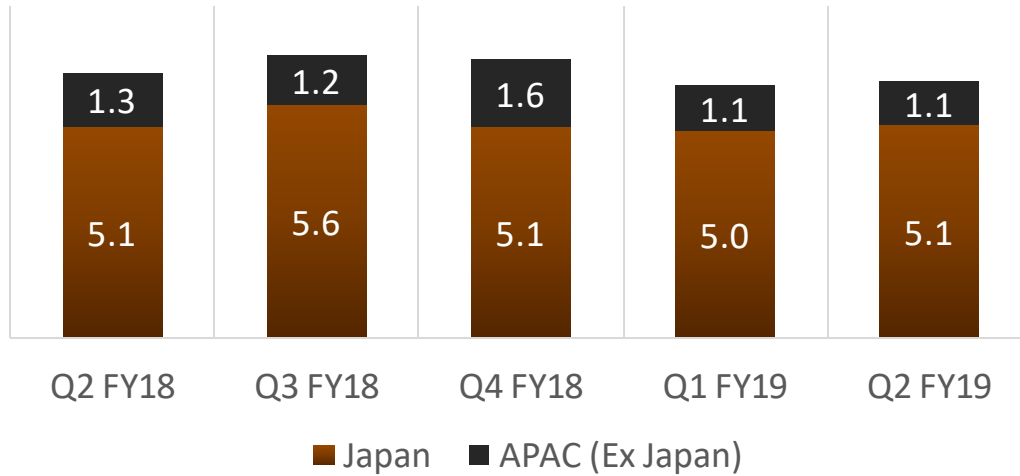
Chronic + Semi Chronic contribution
(IQVIA MAT Jun-18)

- **5th** rank in the IPM¹ (6th in Q2FY18)
- India business maintained outperformance with **14.5% growth in H1FY19** (vs 12.1% for IPM)
- Expanded partnership with Eli Lilly to market a once injection for type 2 diabetes treatment — **Aplevant[®]** (dulaglutide)
- **>6,900** domestic sales force strength



Q2FY19	
YoY	QoQ
↓ 2.5%	↑ 2.0%

APAC sales evolution (INR bn)



Japan business snapshot

6th

Largest generic pharma company in Japan¹

6%

decline in cc revenues
(during the quarter)

18%

Kyowa - non generic revenue contribution³
(during the quarter)

Performance highlights

Japan

- Biennial pricing cuts impacted Japan pharma market growth

Philippines

- Ranked 5th branded Gx player²
- Growth of 10.4%² against industry growth of 10.8%²

Australia

- Moved up to become the 4th largest Gx player¹

Developed

EU5

- Germany: EUR 7.3 mn sales in Q2FY19
- ARV's, Women's Health and CNS are the key focus therapeutic segments
- NaMuscla™ (Mexiletine) received positive CHMP opinion

Emerging markets

South Africa

- 4th largest generics player & #3 generic company by prescriptions
- Q2FY19 revenues grew 5% YoY to ZAR 283 mn
- Market leader in CVS space

Brazil

- BRL 42 mn sales in Q2FY19; up 4% YoY
- Making inroads into niche cosmeceutical segment

Mexico

- MXN 164 mn sales in Q2FY19: up 6% YoY led by steady market share gains
- Grin is #4 ophthalmic player

API + Global Institutional

- Q2FY19 revenues grew 26% YoY
- Leadership in TB institutional business

Manufacturing and R&D – Diverse Global Network

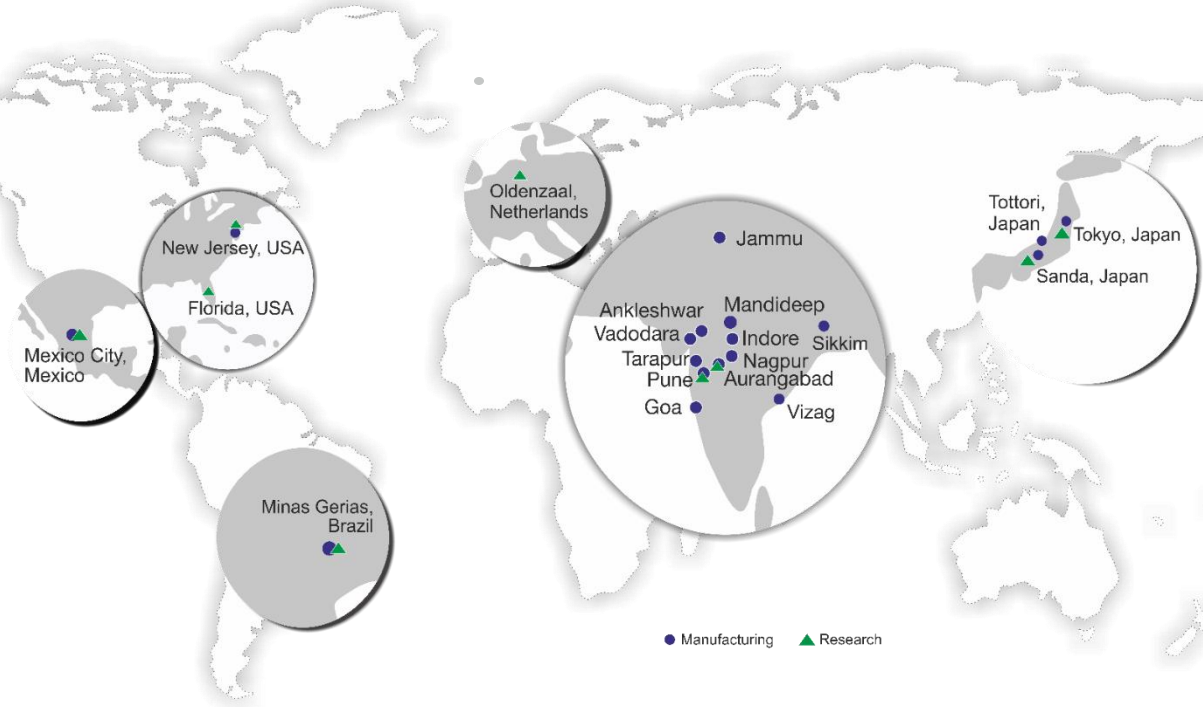
Global Commercial Presence		
100	25	9
Countries where products are sold	Countries with marketing offices	Countries with subsidiaries



18

Manufacturing Sites

- 8 USFDA approved sites
- 12 USFDA inspections in FY18
- Range of capabilities from API to formulations including oral solids, topicals, ophthalmics, injectables



9

R&D Sites

- 405 US ANDAs; 247 approved
- 39 pending US First to Files
- >3,000 patents filed globally
- >1,700 scientists at Global locations

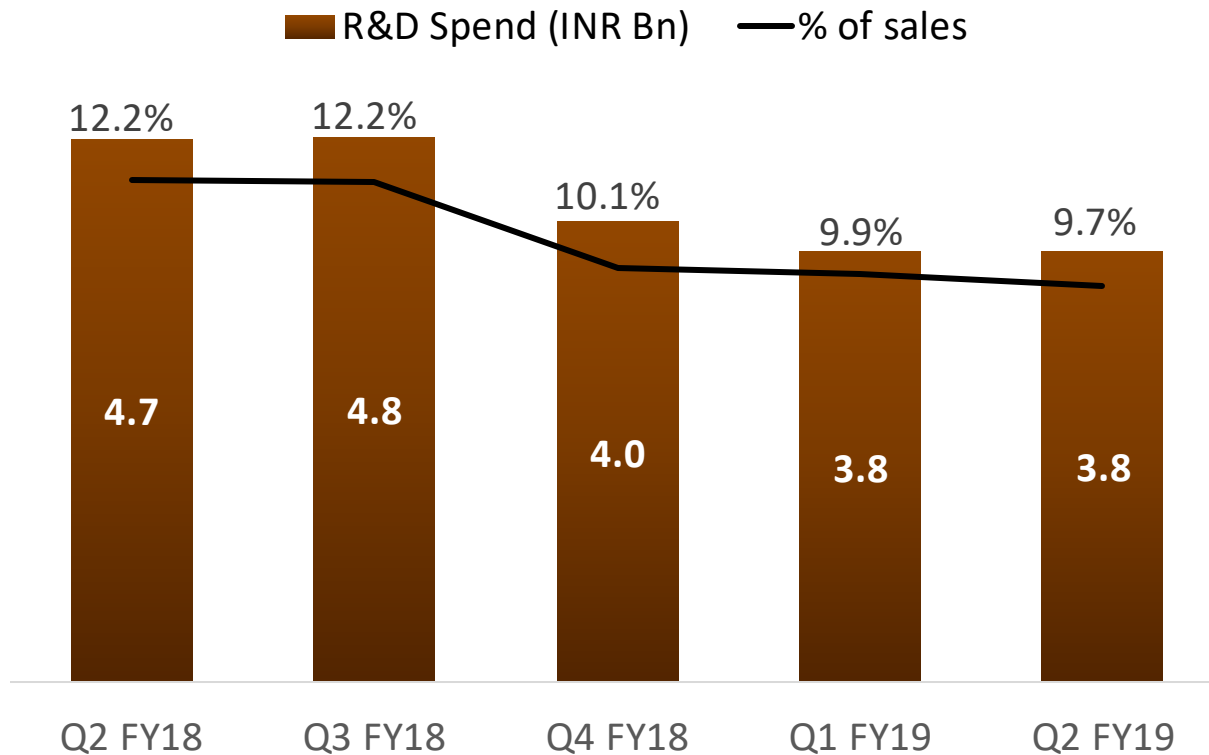
Continued investments in growth initiatives

50 YEARS OF LUPIN



Invested INR 3.8 bn or 9.7% of sales on R&D in Q2FY19 at 9 R&D sites globally

Optimizing R&D spend



US Pipeline

405 cumulative filings

158 pending approval

39 First to files
(14 excl. FTF's)

THANK YOU!

50 YEARS
OF LUPIN

