



Date: November 12, 2020.

To,
The Deputy General Manager,
BSE Limited,
Corporate Relationship Department,
Phiroze Jeejeebhoy Towers,
Dalal Street,
Mumbai - 400 001

Reg: Security Code No. 531888

Sub: Outcome of the Board Meeting held on November 12, 2020.

Dear Sir,

Pursuant to regulation 30 & Regulation 33 of SEBI (Listing Obligation and Disclosure Requirements) Regulation 2015, we wish to inform you that the Board of Directors of the Company at their meeting held today i.e. Thursday, November 12, 2020 interalia, considered and approved the Standalone and Consolidated Un-audited Financial Results for the Quarter and Half year ended September 30, 2020 duly reviewed and recommended by the Audit Committee along with the Limited Review Report received from the Statutory Auditors.

A copy of the said Results together with the Limited Review Report is enclosed herewith.


The Meeting of the Board commenced at 2.00 p.m. and concluded at 3.45 p.m. The results will be published in the newspaper pursuant to Regulation 47(1)(b) of SEBI (LODR) Regulations, 2015 in due course.

Kindly take the same on record and acknowledge.

Thanking You,

Yours Faithfully,

For REXNORD ELECTRONICS AND CONTROLS LIMITED


NAINY KUNAL TANNA
WHOLE TIME DIRECTOR
(DIN: 00351762)

Encl.: as above.



STATEMENT OF STANDALONE UNAUDITED FINANCIAL RESULTS FOR THE QUARTER AND HALF YEAR ENDED 30TH SEPTEMBER 2020

Part - I

(₹ in Lakhs)

(Except per share data)


S. No.	Particulars	Standalone					
		Quarter ended			Half year ended		Year ended
		30-Sep-20	30-Jun-20	30-Sep-19	30-Sep-20	30-Sep-19	31-Mar-20
	Unaudited	Unaudited	Unaudited	Unaudited	Unaudited	Audited	
I	Income from operations	1,506.18	316.48	1,495.97	1,822.66	3,384.08	6,523.31
II	Other income	34.50	19.34	18.02	53.84	37.20	68.56
III	Total Income (I+II)	1,540.68	335.82	1,513.99	1,876.50	3,421.28	6,591.87
IV	Expenses:						
	a) Cost of material consumed	742.63	268.70	1,058.81	1,011.33	1,994.89	3,786.40
	b) Purchase of stock in trade	-	-	-	-	-	110.12
	c) Change in inventories of finished goods, stock in trade and work in progress	250.06	(101.63)	(182.96)	148.43	67.14	101.96
	e) Employee benefits expense	108.66	78.77	131.98	187.43	261.28	536.11
	f) Finance costs	11.53	24.69	54.06	36.22	94.33	157.54
	g) Depreciation and amortisation expense	41.55	41.43	39.79	82.98	79.02	162.42
	h) Other expenses	241.62	90.87	278.38	332.49	614.65	1,206.07
	Total Expenses (IV)	1,396.05	402.83	1,380.06	1,798.88	3,111.31	6,060.62
V	Profit / (Loss) before exceptional items and tax (III-IV)	144.63	(67.01)	133.93	77.62	309.97	531.25
VI	Exceptional Items	-	-	-	-	-	-
VII	Profit / (Loss) before tax (V-VI)	144.63	(67.01)	133.93	77.62	309.97	531.25
VIII	Tax expense:						
	(i) Current tax	20.20	-	25.08	20.20	74.80	132.59
	(ii) Deferred tax	16.23	(16.76)	(7.07)	(0.53)	(7.74)	(8.64)
	Total tax expense (VIII)	36.43	(16.76)	18.01	19.67	67.06	123.95
IX	Profit / (Loss) for the period from continuing operations (VII-VIII)	108.20	(50.25)	115.92	57.95	242.91	407.30
X	Profit / (Loss) from discontinued operations	-	-	-	-	-	-
XI	Tax expense of discontinued operations	-	-	-	-	-	-
XII	Profit / (Loss) from discontinued operations (after tax) (X-XI)	-	-	-	-	-	-
XIII	Profit / (Loss) for the period (IX+XII)	108.20	(50.25)	115.92	57.95	242.91	407.30
XIV	Other comprehensive income						
	(a) Items that will not be reclassified to profit or loss						
	Remeasurement of defined benefit obligations	0.06	0.07	(0.16)	0.13	(0.32)	0.24
	Income tax on above	0.01	0.02	(0.04)	0.03	(0.08)	0.06
	(b) Items that will be reclassified subsequently to profit or loss						
	Effective portion of gain (loss) on cash flow hedges	-	-	-	-	-	2.77
	Income tax on above	-	-	-	-	-	0.70
	Total other comprehensive income	0.05	0.05	(0.12)	0.10	(0.24)	2.25
XV	Total comprehensive income for the period (XIII+XIV) (Comprising profit / (loss) and other comprehensive income for the period)	108.25	(50.20)	115.80	58.05	242.67	409.55
XVI	Earnings per equity share (for continuing operations)						
	Basic and diluted (₹)	0.97	(0.45)	1.04	0.52	2.18	3.65
XVII	Earnings per equity share (for discontinued operations)						
	Basic and diluted (₹)	-	-	-	-	-	-
XVIII	Earnings per equity share (for discontinued and continuing operations)						
	Basic and diluted (₹)	0.97	(0.45)	1.04	0.52	2.18	3.65
XIX	Paid up equity share capital (Face value of each equity share ₹10/-)	1,115.91	1,115.91	1,115.91	1,115.91	1,115.91	1,115.91
XX	Reserves excluding revaluation reserve	-	-	-	-	-	2,800.24



STATEMENT OF STANDALONE ASSETS AND LIABILITIES AS AT 30TH SEPTEMBER 2020

(₹ in Lakhs)

Particulars	Standalone	
	As at 30.09.2020	As at 31.03.2020
	Unaudited	Audited
ASSETS		
Non-current assets		
Property, plant and equipment	1823.06	1904.15
Right-of-use asset	9.94	10.21
Intangible assets	1.68	2.32
Non-current investments	0.00	0.00
Financial assets		
Investments	258.58	256.19
Loans	22.43	17.43
Income tax assets (net)	17.12	3.94
Other non-current assets	343.58	343.58
Total non-current assets	2476.39	2537.82
Current assets		
Inventories	1894.59	2160.87
Financial assets		
Investments	0.00	0.00
Trade receivables	241.07	869.07
Cash and cash equivalents	293.78	131.32
Bank balances other than cash and cash equivalents above	515.00	215.00
Loans	1.47	1.91
Other financial assets	3.63	4.48
Income tax assets	0.00	11.77
Other current assets	213.52	150.01
Total current assets	3163.06	3544.43
TOTAL ASSETS	5639.45	6082.25
EQUITY AND LIABILITIES		
Equity		
Equity share capital	1115.91	1115.91
Other equity	2856.23	2800.25
Total equity	3972.14	3916.16
Liabilities		
Non-current liabilities		
Financial Liabilities		
Borrowings	259.35	291.97
Lease liabilities	10.22	10.34
Other financial liabilities	3.10	3.10
Provisions	26.95	23.97
Deferred tax liabilities (net)	106.22	107.41
Total non-current liabilities	405.84	436.79
Current liabilities		
Financial Liabilities		
Borrowings	166.79	501.89
Trade payables	384.08	954.19
Other financial liabilities	542.42	133.57
Lease liabilities	0.24	0.23
Other current liabilities	157.06	128.54
Provisions	8.84	8.84
Income tax liabilities (net)	2.04	2.04
Total current liabilities	1261.47	1729.30
TOTAL EQUITY AND LIABILITIES	5639.45	6082.25





STATEMENT OF STANDALONE CASH FLOWS FOR THE PERIOD 1 APRIL 2020 TO 30 SEPTEMBER 2020

(₹ in Lakhs)

Particulars	Half year ended 30th Sep 2020 Unaudited	Half year ended 30th Sep 2019 Unaudited	
A) CASH FLOWS FROM OPERATING ACTIVITIES			
Profit before exceptional items and tax	77.62	309.97	
Adjustments for			
Depreciation and amortization	82.98	79.02	
Allowance for doubtful debt/loans provided/written back (net)	0.00	0.00	
(Profit)/loss on sale/discarding of fixed assets (net)	0.00	0.32	
Unrealised exchange (gain)/ loss	(7.06)	22.40	
Net (gain)/loss on investments	(2.39)	0.52	
Interest income	(13.30)	(10.35)	
Dividend income	0.00	0.00	
Interest and other borrowing costs	36.22	69.59	
Operating profit before working capital changes	174.07	471.47	
Adjustments for:			
Trade receivables	628.00	35.55	
Other receivables	(64.65)	(129.29)	
Inventories	266.28	(598.65)	
Trade payables	(570.11)	40.16	
Other payables	439.12	42.97	
Cash generated from operations	872.71	(137.79)	
Direct taxes paid	(21.60)	(82.02)	
Cash flow before extraordinary items	851.11	(219.81)	
Extraordinary items	0.00	0.00	
NET CASH FROM/(USED IN) OPERATING ACTIVITIES		851.11	(219.81)
B) CASH FLOWS FROM INVESTING ACTIVITIES			
Proceeds from sale of tangible assets	0.00	0.15	
Purchase of tangible assets	(0.99)	(270.59)	
Proceeds from sale of intangible assets	0.00	0.00	
Purchase of intangible assets	0.00	(0.55)	
Proceeds from sale of investments	0.00	0.00	
Purchase of investments	0.00	0.00	
Loan given to subsidiary	(5.00)	(50.00)	
(Increase)/ decrease in deposits	0.27	0.00	
(Increase)/ decrease in bank fixed deposits	(300.00)	(80.00)	
Interest income	12.83	13.15	
Dividend income	0.00	0.00	
NET CASH FROM/(USED IN) INVESTING ACTIVITIES		(292.88)	(387.84)
C) CASH FLOW FROM FINANCING ACTIVITIES			
Proceeds from long term borrowings	0.00	10.77	
Repayment of long term borrowings	(23.62)	(24.03)	
Proceeds from short term borrowings	418.44	1591.66	
Repayment of short term borrowings	(752.40)	(993.76)	
Repayment of lease liability	(0.11)	(0.10)	
Change in working capital borrowings from banks	0.00	0.00	
Interest and other borrowing costs	(38.08)	(66.06)	
Dividend paid	0.00	0.00	
NET CASH FROM/(USED IN) FINANCING ACTIVITIES		(395.77)	518.48
NET INCREASE IN CASH AND CASH EQUIVALENTS (A+B+C)		162.46	(89.17)
OPENING BALANCE OF CASH AND CASH EQUIVALENTS		131.32	152.57
CLOSING BALANCE OF CASH AND CASH EQUIVALENTS		293.78	63.40




Notes:

- 1 The above results were reviewed by the Audit Committee and were thereafter approved by the Board of Directors at its meeting held on 12th November 2020.
- 2 In accordance with the requirements of Regulation 33 of the SEBI (Listing and Other Disclosure Requirements) Regulations, 2015 (as amended), the Statutory Auditors have carried out limited review of the above financial results. There are no qualifications in the limited review report issued for the above period.
- 3 The Company's business activity during the year falls within a single business segment i.e. manufacture of "Instrument Cooling Fans / Motors" and therefore, segment reporting in terms of Ind AS 108 : Operating Segments is not applicable.
- 4 Manufacturing facilities of the Company at Village Kaman Taluka Vasai in Maharashtra were closed since 21st March 2020 following the lockdown due to outbreak of Covid 19 pandemic. The Company gradually restarted the operations in the second week of May 2020 with the required precautions. Based on the immediate assessment of Covid 19 on the operations of the Company and ongoing discussions with customers, vendors and service providers, the Company is positive of serving customers orders and obtaining regular supply of raw materials and logistics services after resumption of operations. In assessing the recoverability of trade receivables, the Company has considered subsequent recoveries, past trends and credit risk profile of the customers based on the micro economic forecasts and internal & external information available upto the date of these results. In assessing the recoverability of inventories, the Company has considered, the latest selling price, customers orders in hand and margins. Based on the above assessment, the Company is of the view that carrying amounts of trade receivables and inventories are expected to be realisable. The impact of Covid-19 may be different from that estimated as at the date of approval of these standalone financial results and the Company will continue to closely monitor the developments.
- 5 The figures for the previous periods have been re-grouped/reclassified wherever necessary, to confirm to current periods classification.

Place : Mumbai
Date : 12/11/2020

For and on behalf of the Board
REXNORD ELECTRONICS AND CONTROLS LIMITED

NAINY K. TANNA
WHOLETIME DIRECTOR
DIN : 00351762





RAKESH SONI & CO.
CHARTERED ACCOUNTANTS

Office : 003, Dev Darshan Tower, Indira Complex, 60 Feet Road, Bhayandar (West), Maharashtra - 401 101.
Tel.: 022-2814 4804 / 98206 73833 • Email : rakeshsoniandcompany@rediffmail.com

Independent Auditor's Limited Review Report

To
The Board of Directors
Rexnord Electronics and Controls Limited
92-D Government Industrial Estate
Charkop, Kandivali (W)
Mumbai 400 067

We have reviewed the accompanying statement of unaudited standalone financial results of REXNORD ELECTRONICS AND CONTROLS LIMITED ("Company") for the quarter and half year ended 30th September 2020 ("the Statement"), being submitted by the Company pursuant to the requirement of Regulation 33 of the SEBI (Listing Obligations and Disclosure Requirements) Regulations, 2015, as amended ("Listing Regulations").

This Statement, which is the responsibility of the Company's Management and approved by the Board of Directors, has been prepared in accordance with the recognition and measurement principles laid down in Indian Accounting Standard 34 "Interim Financial Reporting" (Ind AS 34), prescribed under Section 133 of the Companies Act, 2013 as amended, read with relevant rules issued thereunder and other accounting principles generally accepted in India and in compliance with Regulation 33 of the Listing Regulations. Our responsibility is to issue a report on the Statement based on our review.

We conducted our review of the Statement in accordance with the Standard on Review Engagements (SRE) 2410, "Review of Interim Financial Information Performed by the Independent Auditor of the Entity" issued by the Institute of Chartered Accountants of India. This standard requires that we plan and perform the review to obtain moderate assurance as to whether the Statement is free of material misstatement. A review of interim financial information consists of making inquiries, primarily of persons responsible for financial and accounting matters, and applying analytical and other review procedures. A review is substantially less in scope than an audit conducted in accordance with Standards on Auditing and consequently does not enable us to obtain assurance that we would become aware of all significant matters that might be identified in an audit. Accordingly, we do not express an audit opinion.



Based on our review conducted as above, nothing has come to our attention that causes us to believe that the Statement prepared in accordance with the applicable Indian Accounting Standards i.e. Ind AS prescribed under section 133 of the Companies Act, 2013, as amended, read with relevant rules issued there under and other recognised accounting practices and policies generally accepted in India, has not disclosed the information required to be disclosed in terms of Regulation 33 of the Listing Regulations including the manner in which it is to be disclosed, or that it contains any material misstatement.

Place: Mumbai
Dated: 12th November, 2020



For Rakesh Soni & Co.
Chartered Accountants
(Firm Registration No. 114625W)

A handwritten signature in black ink, appearing to read "R. K. Soni".

R. K. Soni
Partner

Membership No. 047151
UDIN:20047151AAAACC2388



STATEMENT OF CONSOLIDATED UNAUDITED FINANCIAL RESULTS FOR THE QUARTER AND HALF YEAR ENDED 30TH SEPTEMBER 2020

Part - I

(₹ in Lakhs)

(Except per share data)

S. No.	Particulars	Consolidated					
		Quarter ended			Half year ended		Year ended
		30-Sep-20	30-Jun-20	30-Sep-19	30-Sep-20	30-Sep-19	31-Mar-20
	Unaudited	Unaudited	Unaudited	Unaudited	Unaudited	Audited	
I	Income from operations	1,506.18	316.48	1,495.97	1,822.66	3,384.08	6,523.98
II	Other income	34.43	19.34	15.01	53.77	31.75	55.91
III	Total Income (I+II)	1,540.61	335.82	1,510.98	1,876.43	3,415.83	6,579.89
IV	Expenses:						
	a) Cost of material consumed	742.63	268.70	1,058.81	1,011.33	1,994.89	3,786.90
	b) Purchase of stock in trade	-	-	-	-	-	110.12
	c) Change in inventories of finished goods, stock in trade and work in progress	250.06	(101.63)	(182.96)	148.43	67.14	101.96
	e) Employee benefits expense	109.64	79.99	132.70	189.63	262.00	539.34
	f) Finance costs	11.52	24.70	54.06	36.22	94.33	157.55
	g) Depreciation and amortisation expense	42.37	42.18	40.06	84.55	79.46	164.04
	h) Other expenses	247.36	94.94	294.58	342.30	631.20	1,244.58
	Total Expenses (IV)	1,403.58	408.88	1,397.25	1,812.46	3,129.02	6,104.49
V	Profit / (Loss) before exceptional items and tax (III-IV)	137.03	(73.06)	113.73	63.97	286.81	475.40
VI	Exceptional Items	-	-	-	-	-	-
VII	Profit / (Loss) before tax (V-VI)	137.03	(73.06)	113.73	63.97	286.81	475.40
VIII	Tax expense:						
	(i) Current tax	20.20	-	25.08	20.20	74.80	132.59
	(ii) Deferred tax	16.23	(16.76)	(7.07)	(0.53)	(7.74)	(8.64)
	Total tax expense (VIII)	36.43	(16.76)	18.01	19.67	67.06	123.95
IX	Profit / (Loss) for the period from continuing operations (VII-VIII)	100.60	(56.30)	95.72	44.30	219.75	351.45
X	Profit / (Loss) from discontinued operations	-	-	-	-	-	-
XI	Tax expense of discontinued operations	-	-	-	-	-	-
XII	Profit / (Loss) from discontinued operations (after tax) (X-XI)	-	-	-	-	-	-
XIII	Profit / (Loss) for the period (IX+XII)	100.60	(56.30)	95.72	44.30	219.75	351.45
XIV	Other comprehensive income						
	(a) Items that will not be reclassified to profit or loss						
	Remeasurement of defined benefit obligations	0.06	0.07	(0.16)	0.13	(0.32)	0.24
	Income tax on above	0.01	0.02	(0.04)	0.03	(0.08)	0.06
	(b) Items that will be reclassified subsequently to profit or loss						
	Effective portion of gain (loss) on cash flow hedges	-	-	-	-	-	2.77
	Income tax on above	-	-	-	-	-	0.70
	Total other comprehensive income	0.05	0.05	(0.12)	0.10	(0.24)	2.25
XV	Total comprehensive income for the period (XIII+XIV) (Comprising profit / (loss) and other comprehensive income for the period)	100.65	(56.25)	95.60	44.40	219.51	353.70
	Net Profit attributable to:						
	a) Owners of the Company	100.60	(56.30)	95.72	44.30	219.75	351.45
	b) Non Controlling Interest	-	-	-	-	-	-
	Other Comprehensive Income attributable to:						
	a) Owners of the Company	0.05	0.05	(0.12)	0.10	(0.24)	2.25
	b) Non Controlling Interest	-	-	-	-	-	-
	Total Comprehensive Income attributable to:	100.65	(56.25)	95.60	44.40	219.51	353.70
	a) Owners of the Company	100.65	(56.25)	95.60	44.40	219.51	353.70
	b) Non Controlling Interest	-	-	-	-	-	-
XVI	Earnings per equity share (for continuing operations)						
	Basic and diluted (₹)	0.90	(0.50)	0.86	0.40	1.97	3.15
XVII	Earnings per equity share (for discontinued operations)						
	Basic and diluted (₹)	-	-	-	-	-	-
XVIII	Earnings per equity share (for discontinued and continuing operations)						
	Basic and diluted (₹)	0.90	(0.50)	0.86	0.40	1.97	3.15
XIX	Paid up equity share capital (Face value of each equity share ₹10/-)	1,115.91	1,115.91	1,115.91	1,115.91	1,115.91	1,115.91
XX	Reserves excluding revaluation reserve						2,739.63



STATEMENT OF CONSOLIDATED ASSETS AND LIABILITIES AS AT 30TH SEPTEMBER 2020

(₹ in Lakhs)

Particulars	Consolidated	
	As at 30.09.2020	As at 31.03.2020
	Unaudited	Audited
ASSETS		
Non-current assets		
Property, plant and equipment	1948.02	2026.90
Right-of-use asset	9.94	10.21
Intangible assets	1.68	2.32
Non-current investments	0.00	0.00
Financial assets		
Investments	58.58	56.19
Loans	17.43	17.43
Income tax assets (net)	17.11	3.94
Other non-current assets	343.58	343.58
Total non-current assets	2396.34	2460.57
Current assets		
Inventories	1894.59	2160.87
Financial assets		
Investments	0.00	0.00
Trade receivables	241.07	869.07
Cash and cash equivalents	295.76	146.99
Bank balances other than cash and cash equivalents above	515.00	215.00
Loans	1.47	1.91
Other financial assets	3.57	4.48
Income tax assets	0.00	11.77
Other current assets	218.85	153.07
Total current assets	3170.31	3563.16
TOTAL ASSETS	5566.65	6023.73
EQUITY AND LIABILITIES		
Equity		
Equity share capital	1115.91	1115.91
Other equity	2781.97	2739.64
Total equity	3897.88	3855.55
Liabilities		
Non-current liabilities		
Financial Liabilities		
Borrowings	259.35	291.97
Lease liabilities	10.22	10.34
Other financial liabilities	3.10	3.10
Provisions	26.95	23.97
Deferred tax liabilities (net)	106.22	107.41
Total non-current liabilities	405.84	436.79
Current liabilities		
Financial Liabilities		
Borrowings	166.79	501.89
Trade payables	385.45	955.32
Other financial liabilities	542.52	134.16
Lease liabilities	0.24	0.23
Other current liabilities	157.05	128.91
Provisions	8.84	8.84
Income tax liabilities (net)	2.04	2.04
Total current liabilities	1262.93	1731.39
TOTAL EQUITY AND LIABILITIES	5566.65	6023.73



STATEMENT OF CONSOLIDATED CASH FLOWS FOR THE PERIOD 1 APRIL 2020 TO 30 SEPTEMBER 2020

(₹ in Lakhs)

Particulars	Half year ended 30th Sep 2020 Unaudited	Half year ended 30th Sep 2019 Unaudited	
A) CASH FLOWS FROM OPERATING ACTIVITIES			
Profit before exceptional items and tax	63.97	286.81	
Adjustments for:			
Depreciation and amortization	84.55	79.46	
Allowance for doubtful debt/loans provided/written back (net)	0.00	0.00	
(Profit)/loss on sale/discarding of fixed assets (net)	0.00	0.32	
Unrealised exchange (gain)/ loss	(7.06)	22.40	
Net (gain)/loss on investments	(2.39)	0.52	
Interest income	(13.23)	(4.90)	
Dividend income	0.00	0.00	
Interest and other borrowing costs	36.23	69.59	
Operating profit before working capital changes	162.07	454.20	
Adjustments for:			
Trade receivables	628.00	35.55	
Other receivables	(66.87)	(132.31)	
Inventories	266.28	(598.65)	
Trade payables	(569.86)	40.78	
Other payables	438.26	44.84	
Cash generated from operations	857.88	(155.59)	
Direct taxes paid	(21.60)	(82.02)	
Cash flow before extraordinary items	836.28	(237.61)	
Extraordinary items	0.00	0.00	
NET CASH FROM/(USED IN) OPERATING ACTIVITIES	836.28	(237.61)	
B) CASH FLOWS FROM INVESTING ACTIVITIES			
Proceeds from sale of tangible assets	0.00	0.15	
Purchase of tangible assets	(4.77)	(295.64)	
Proceeds from sale of intangible assets	0.00	0.00	
Purchase of intangible assets	0.00	(0.55)	
Proceeds from sale of investments	0.00	0.00	
Purchase of investments	0.00	0.00	
(Increase)/ decrease in deposits	0.27	0.00	
(Increase)/ decrease in bank fixed deposits	(300.00)	(80.00)	
Interest income	12.77	5.19	
Dividend income	0.00	0.00	
NET CASH FROM/(USED IN) INVESTING ACTIVITIES	(291.73)	(370.85)	
C) CASH FLOW FROM FINANCING ACTIVITIES			
Proceeds from long term borrowings	0.00	10.77	
Repayment of long term borrowings	(23.62)	(24.13)	
Proceeds from short term borrowings	418.44	1591.66	
Repayment of short term borrowings	(752.40)	(993.76)	
Repayment of lease liability	(0.11)	0.00	
Change in working capital borrowings from banks	0.00	0.00	
Interest and other borrowing costs	(38.09)	(66.06)	
Dividend paid	0.00	0.00	
NET CASH FROM/ (USED IN) FINANCING ACTIVITIES	(395.78)	518.48	
NET INCREASE IN CASH AND CASH EQUIVALENTS (A+B+C)	148.77	(89.98)	
OPENING BALANCE OF CASH AND CASH EQUIVALENTS	146.99	162.09	
CLOSING BALANCE OF CASH AND CASH EQUIVALENTS	295.76	72.11	






Notes:

- 1 The above results were reviewed by the Audit Committee and were thereafter approved by the Board of Directors at its meeting held on 12th November 2020.
- 2 In accordance with the requirements of Regulation 33 of the SEBI (Listing and Other Disclosure Requirements) Regulations, 2015 (as amended), the Statutory Auditors have carried out limited review of the Group's financial results for the quarter and half year ended September 30, 2020. There are no qualifications in the limited review report issued for the above period.
- 3 The Group's business activity during the year falls within a single business segment i.e. manufacture of "Instrument Cooling Fans / Motors" and therefore, segment reporting in terms of Ind AS 108 - Operating Segments is not applicable.
- 4 Manufacturing facilities of the Holding Company at Village Kaman Taluka Vasai in Maharashtra were closed since 21st March 2020 following the lockdown due to outbreak of Covid 19 pandemic. The holding Company gradually restarted the activities in the second week of May 2020 with the required precautions. Based on the immediate assessment of Covid 19 on the operations of the Holding Company and ongoing discussions with customers, vendors and service providers, the Holding Company is positive of serving customers orders and obtaining regular supply of raw materials and logistics services after resumption of operations. In assessing the recoverability of trade receivables, the Holding Company has considered subsequent recoveries, past trends and credit risk profile of the customers based on the micro economic forecasts and internal & external information available upto the date of these results. In assessing the recoverability of inventories, the Holding Company has considered, the latest selling price, customers orders in hand and margins. Based on the above assessment, the Holding Company is of the view that carrying amounts of trade receivables and inventories are expected to be realisable. The impact of Covid-19 may be different from that estimated as at the date of approval of these standalone financial results and the Holding Company will continue to closely monitor the developments.
- 5 The consolidated financial results of Rexnord Electronics and Controls Limited have been prepared in accordance with Ind AS 110 - 'Consolidated Financial Statements'. Financial results of the wholly owned subsidiary company, Rexnord Enterprise Private Limited (together referred to as the Group), have been consolidated with the Parent.
- 6 The figures for the previous periods have been regrouped/reclassified wherever necessary, to confirm to current periods classification.

Place : Mumbai
Date : 12/11/2020

For and on behalf of the Board
REXNORD ELECTRONICS AND CONTROLS LIMITED


NAINY K. TANNA
WHOLETIME DIRECTOR
DIN : 00351762





RAKESH SONI & CO.
CHARTERED ACCOUNTANTS

Office : 003, Dev Darshan Tower, Indira Complex, 60 Feet Road, Bhayandar (West), Maharashtra - 401 101.
Tel.: 022-2814 4804 / 98206 73833 • Email : rakeshsoniandcompany@rediffmail.com

Independent Auditor's Limited Review Report

To
The Board of Directors
Rexnord Electronics and Controls Limited
92-D Government Industrial Estate
Charkop, Kandivali (W)
Mumbai 400 067

We have reviewed the accompanying Statement of unaudited consolidated financial results of REXNORD ELECTRONICS AND CONTROLS LIMITED ("the Parent") and its subsidiary (the Parent and its subsidiary together referred to as "the Group") for the quarter and half year ended 30th September 2020 ("the Statement"), being submitted by the Parent pursuant to the requirement of Regulation 33 of the SEBI (Listing Obligations and Disclosure Requirements) Regulations, 2015, as amended ("Listing Regulations").

This Statement, which is the responsibility of the Parent's Management and approved by the Parent's Board of Directors, has been prepared in accordance with the recognition and measurement principles laid down in Indian Accounting Standard 34 "Interim Financial Reporting" ("Ind AS 34"), prescribed under Section 133 of the Companies Act, 2013 as amended, read with relevant rules issued thereunder and other accounting principles generally accepted in India and in compliance with Regulation 33 of the Listing Regulations. Our responsibility is to express a conclusion on the Statement based on our review.

We conducted our review of the Statement in accordance with the Standard on Review Engagement (SRE) 2410, "Review of Interim Financial Information Performed by the Independent Auditor of the Entity" issued by the Institute of Chartered Accountants of India. This standard requires that we plan and perform the review to obtain moderate assurance as to whether the Statement is free of material misstatement. A review of interim financial information consists of making inquiries, primarily of persons responsible for financial and accounting matters, and applying analytical and other review procedures. A review is substantially less in scope than an audit conducted in accordance with Standards on Auditing and consequently does not enable us to obtain assurance that we would become aware of all significant matters that might be identified in an audit. Accordingly, we do not express an audit opinion.

We also performed procedures in accordance with the Circular issued by the SEBI under Regulation 33(8) of the Listing Regulations, to the extent applicable.

The Statement includes the results of the following entities:

Parent:
Rexnord Electronics and Controls Limited

Subsidiary:
Rexnord Enterprise Private Limited



Based on our review conducted and procedure performed as above, nothing has come to our attention that causes us to believe that the Statement prepared in accordance with the applicable Indian Accounting Standards i.e. Ind AS prescribed under section 133 of the Companies Act, 2013, as amended, read with relevant rules issued thereunder and other accounting principles generally accepted in India, has not disclosed the information required to be disclosed in terms of Regulation 33 of the Listing Regulations including the manner in which it is to be disclosed, or that it contains any material misstatement.

For Rakesh Soni & Co.
Chartered Accountants
(Firm Registration No. 114625W)



A handwritten signature in black ink, appearing to be "R. K. Soni".

R. K. Soni
Partner

Membership No. 047151
UDIN:20047151AAAACD6966

Place: Mumbai
Dated: 12th November, 2020