

February 13, 2019

BSE Limited
1st Floor, New Trading Ring,
Rotunda Building, P J Towers,
Dalal Street, Fort, Mumbai – 400 001
022 - 2272 3121, 2037, 2041,
3719, 2039, 2272 2061
corp.relations@bseindia.com

National Stock Exchange of India Ltd.
Exchange Plaza, 5th Floor,
Plot no. C/1, G Block
Bandra-Kurla Complex, Bandra(E),
Mumbai-400051
022 -2659 8237, 8238, 8347, 8348
cmlist@nse.co.in

Security Code No.: 532508

Security Code No. : JSL

Sub.: Intimation pursuant to Regulation 30 of SEBI (Listing Obligations and Disclosure Requirements) Regulations, 2015 – updated Investors' presentation.

Dear Sir,

Pursuant to Regulation 30 of the Securities and Exchange Board of India (Listing Obligations and Disclosure Requirements) Regulations, 2015, we are enclosing herewith the updated Investors' presentation of Jindal Stainless Limited ("the Company"). The same is also being uploaded on the website of the Company – www.jslstainless.com.

Please take the above information on record.

Thanking you,

Yours Faithfully,
For **Jindal Stainless Limited**



Navneet Raghuvanshi
Company Secretary



Encl.: a.a.

Jindal Stainless Ltd.

CIN: L26922HR1980PLC010901

Corporate Office: Jindal Centre, 12 Bhikaji Cama Place, New Delhi - 110066, India

Registered Office: O.P. Jindal Marg, Hisar - 125005 (Haryana) India

T: +91 11 26188345, 41462000, 61462000 **F:** +91 11 41659169 **E:** info@jindalstainless.com

Website: www.jindalstainless.com



JSL 
JINDAL STAINLESS

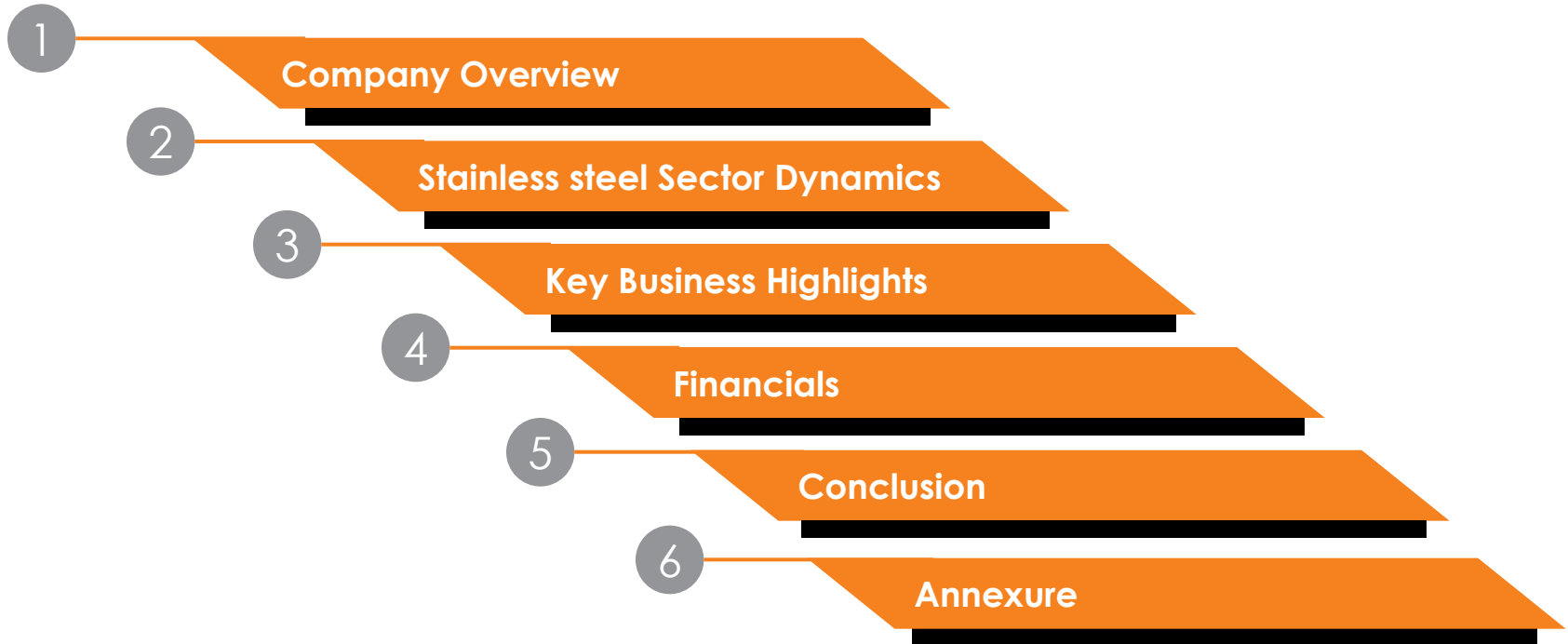
Corporate Presentation

JINDAL STAINLESS LIMITED

Disclaimer

This presentation and the accompanying slides (the "Presentation"), which has been prepared by Jindal Stainless Limited (the "Company"), has been prepared purely for information purposes only and is not, and is not intended to be, an offer, or solicitation of offer, or invitation or recommendation or advise to buy or sell or deal with any securities of the Company, and shall not constitute an offer, solicitation or invitation or recommendation or advise to buy or sell or deal with any securities of the Company in any jurisdiction in which such offer, solicitation or invitation or recommendation or advise is unlawful or in contravention of applicable laws. No part, or all, of this Presentation shall be used or form the basis of, or be relied on or referred to in connection with, any contract or investment decision in relation to any securities of the Company. This Presentation is strictly informative and relating to the financial conditions, internal functioning, day to day operations, future events and projections etc. of the Company and this presentation shall not be used or relied upon or referred to in whole or in part, for any purpose whatsoever. The information in this Presentation is being provided by the Company and is subject to change without any notice or liability. This Presentation has been prepared by the Company based on information and data which the Company considers reliable, but the Company makes no representation or warranty, express or implied, whatsoever, and no reliance shall be placed on, the truth, accuracy, completeness, veracity, fairness, integrity, sufficiency and reasonableness of the contents of this Presentation. This Presentation may not be all inclusive and exhaustive and may not contain all of the information that you may consider material. Any liability in respect of the contents of, or any omission from, this Presentation is expressly excluded. This Presentation contains statements about future events and expectations that are forward-looking statements. These statements typically contain words such as "expects" and "anticipates" and words of similar import. Any statement in this Presentation that is not a statement of historical fact is a forward-looking statement that involves known and unknown risks, uncertainties, contingencies and other factors which may cause our actual results, performance or achievements to be materially different from any future results, performance or achievements expressed or implied by such forward-looking statements. None of the future projections, expectations, estimates or prospects in this Presentation should be taken as forecasts or promises nor should they be taken as implying any indication, assurance or guarantee that the assumptions on which such future projections, expectations, estimates or prospects have been prepared are correct or exhaustive or, in the case of the assumptions, fully stated in the Presentation. The Company assumes no obligations or responsibility to update the forward-looking statements contained herein to reflect actual results, changes in assumptions or changes in factors affecting these statements. You unconditionally and irrevocable acknowledge and undertake that you will be solely responsible for your own assessment of the market, the market position, the business and financial condition of the Company and that you will conduct your own analysis and be solely responsible for forming your own view of the potential future performance of the business of the Company. All the risks, liabilities or consequences arising out of or consequent to the use of or reliance on or reference to this Presentation and/or acting on the basis of the analysis/views formed by you, shall be solely borne by you. This Presentation speaks as of the date mentioned herein. Neither the delivery of this Presentation nor any further discussions of the Company with any of the recipients shall, under any circumstances, create any implication that there has been no change in the affairs of the Company since that date.

Content

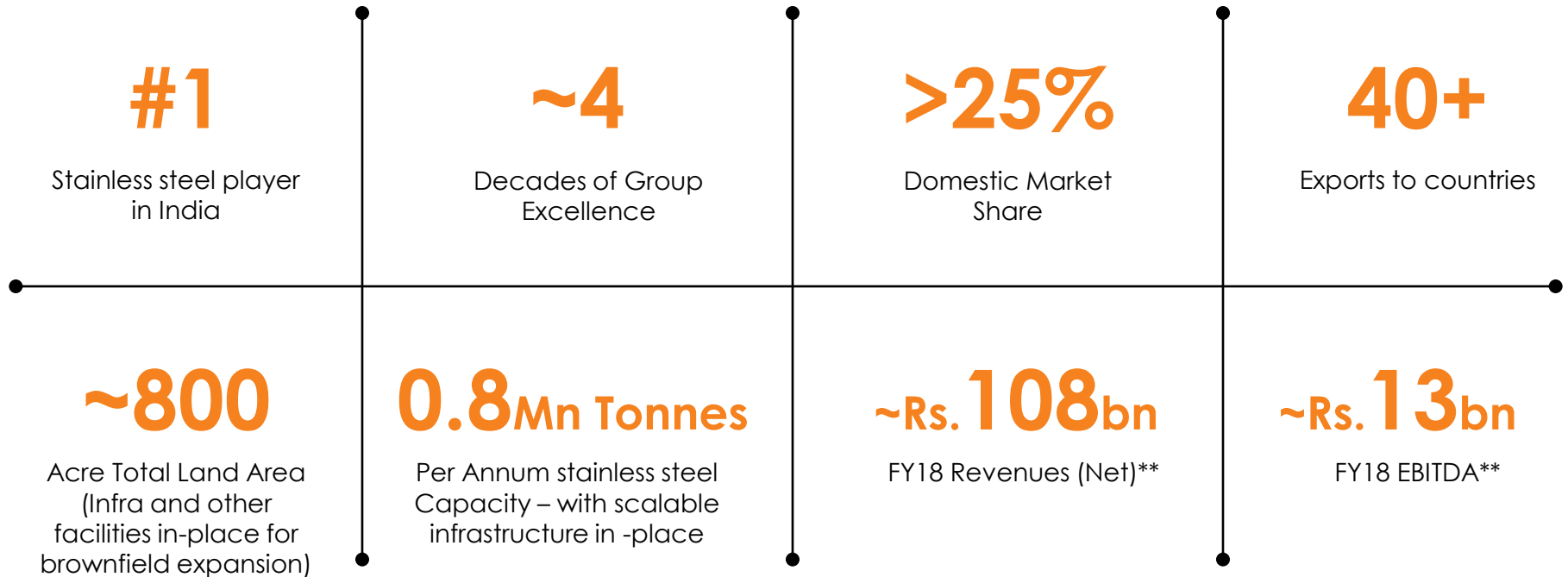


Company Overview



Snapshot

Jindal Stainless – Pioneers of the stainless steel industry in India




Note: **Standalone financials

Company Overview

- ◆ Largest integrated stainless steel Company in India with manufacturing facilities located at Jajpur, Odisha
- ◆ Robust logistics infrastructure, including in-house railway sidings, with close proximity to ports provide strong support to overall operations
 - ‘State-of-the-Art’ machinery and engineering from the best of European suppliers, capable of producing globally competitive stainless steel products
- ◆ Well established distribution network with service center access in both Domestic and overseas market to optimize customer service and deliveries

Product Basket

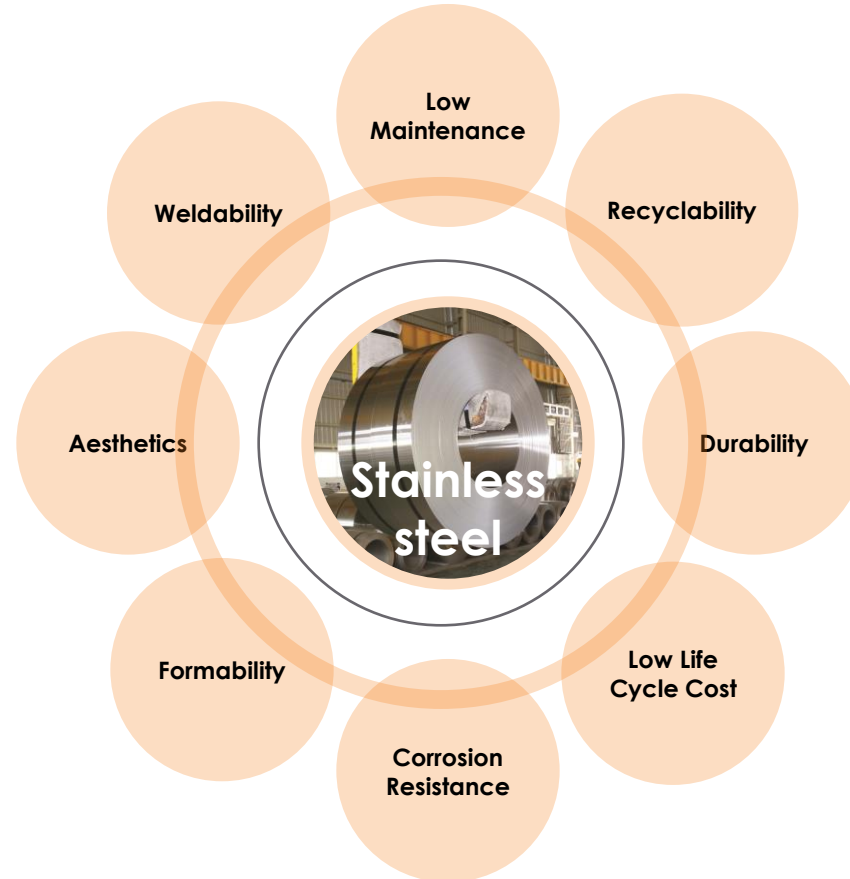


Integrated Facilities	Unit	Capacity	Equipment Suppliers
Ferro Alloys	MMTPA	250,000	SMS Siemag, Germany
Captive Power Plant	MW	264	BEHL, India
Steel Melting Shop (SMS)	MMTPA	800,000	SMS Siemag, Germany
Cold Rolled Annealed Pickle (CRAP)	MMTPA	450,000	Andritz, Austria

Stainless steel Sector Dynamics



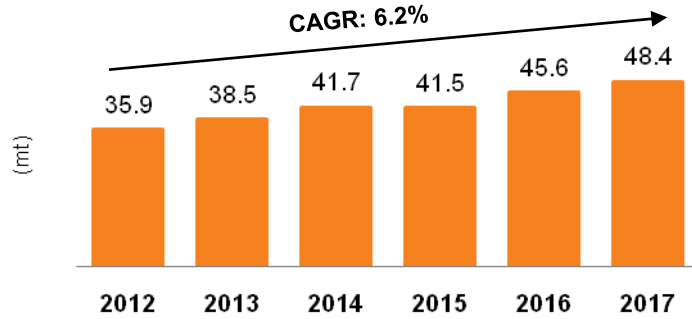
Stainless 'Value-Added' Steel



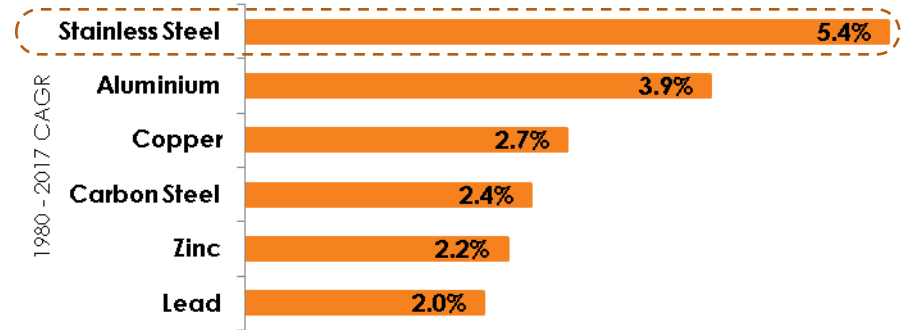
Stainless steel - The "Green wonder Metal"

Favourable sector dynamics...

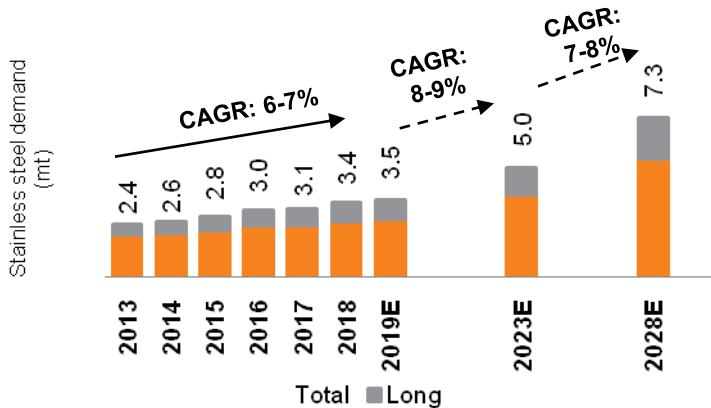
Healthy growth in global stainless steel demand...



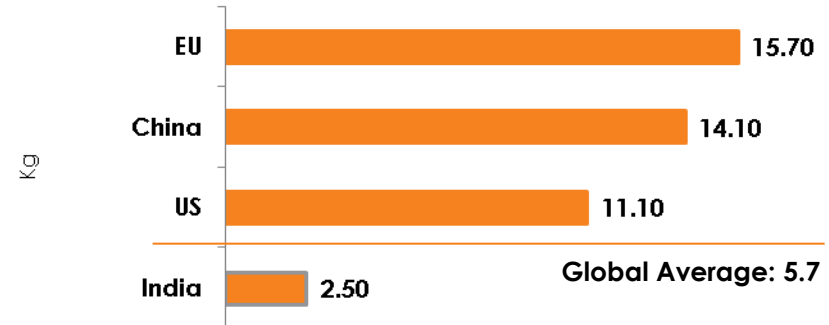
...with stainless steel as the fastest growing metal



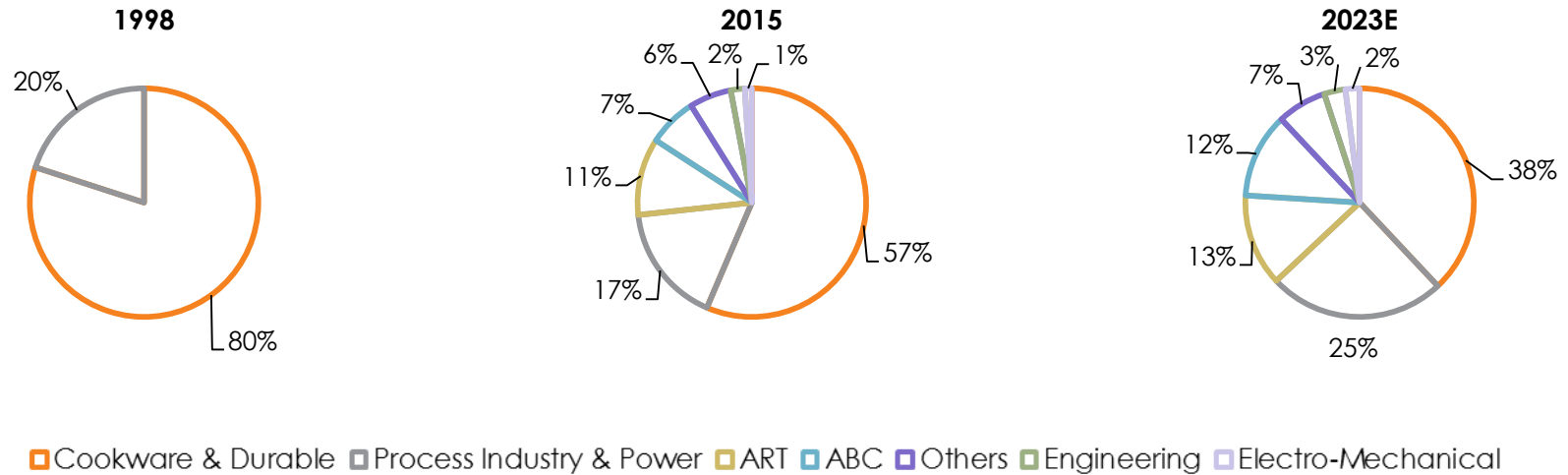
India continues to be the second largest consumer with consistent growth over the years...



...with strong growth potential in per capita consumption



Consumption Pattern diversifying across categories



Over the past 2 decades, stainless steel consumption in India has diversified to new value-added categories of ABC, ART and Process industries from the most primary usage in Cookware/Durables

Stainless steel Product Applications



Jindal Stainless caters to a wide range of products...

Architecture Building Construction (ABC)

Decorative and color coated stainless steel

Decorative Panels Street furniture


Home furniture Escalators, elevators

Sculptures & designer items Claddings

Commercial Complexes Railings

Stainless steel roofing sheets Gates

Railway station upgradation



Automobile Railway Transport (ART)

Bus bodies

Exhaust systems, auto chassis, trims,
suspension parts, fuel tanks, catalytic
convertors

Railway wagons and coaches

Metro coaches



Process & Engineering

Nuclear grade stainless steel for fuel containment and waste handling

Super critical boilers in power plants

Water treatment and drinking water supply

Desalination applications

Chemicals, petro-chemical & fertilizer plants



Consumer Durables


Washing Machine

Microwave

Refrigerator

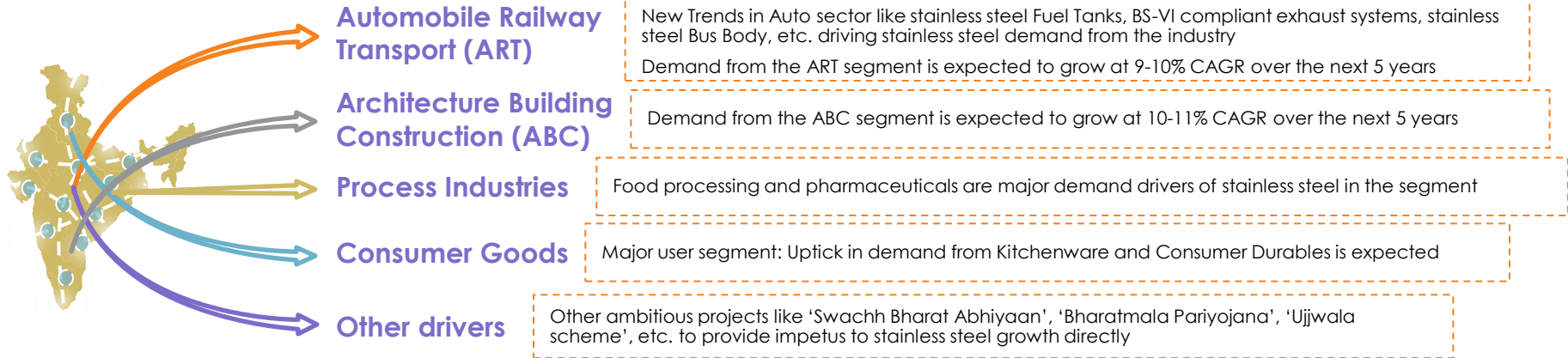
Utensils

Components thereof



Macro factors driving domestic stainless steel Consumption Trends

Emerging Trends expected to drive stainless steel usage



Supportive Govt. initiatives to drive stainless steel usage further...



NewAge Applications



Stainless steel emerging as a perfect metal for BS-VI compliant exhaust system



Successfully developed stainless steel fuel tanks for commercial vehicles



Stainless steel body coaches and wagons

Innovative solutions driving usage in newer applications

Key Business Highlights



Integrated operations with huge opportunity to drive operating Leverage



High quality infrastructure and facilities in place – 0.8 million tonne capacity with scalable infrastructure

Low capex to support growth over the next few years

Structural initiatives – leading to sustainable turnaround



Lowered logistics cost

- Railway sidings within the plant led to multifold benefits
 - Reduced freight costs & less dependency on cartelized local transporters
 - Improved WC cycle by reducing lead time for RM & FG movement



Diversification and reliable sourcing of Raw Materials

- Expanded resources of Chrome ore
 - Rational pricing mechanism from OMC
 - Captive mines



Innovation-led operational efficiency

- Increased usage of liquid Ferro Chrome and partial substitution of expensive propane with coke oven gas led to significant savings in operational costs
- Recovery of key metals like Nickel and Chromium from the waste produced in the manufacturing process



Improved balance sheet position

- Asset Monetization Plan assisted in unlocking value
 - Deleveraging of the balance sheet and equity infusion helped lower interest burden and serviceability



Created a customer-oriented culture

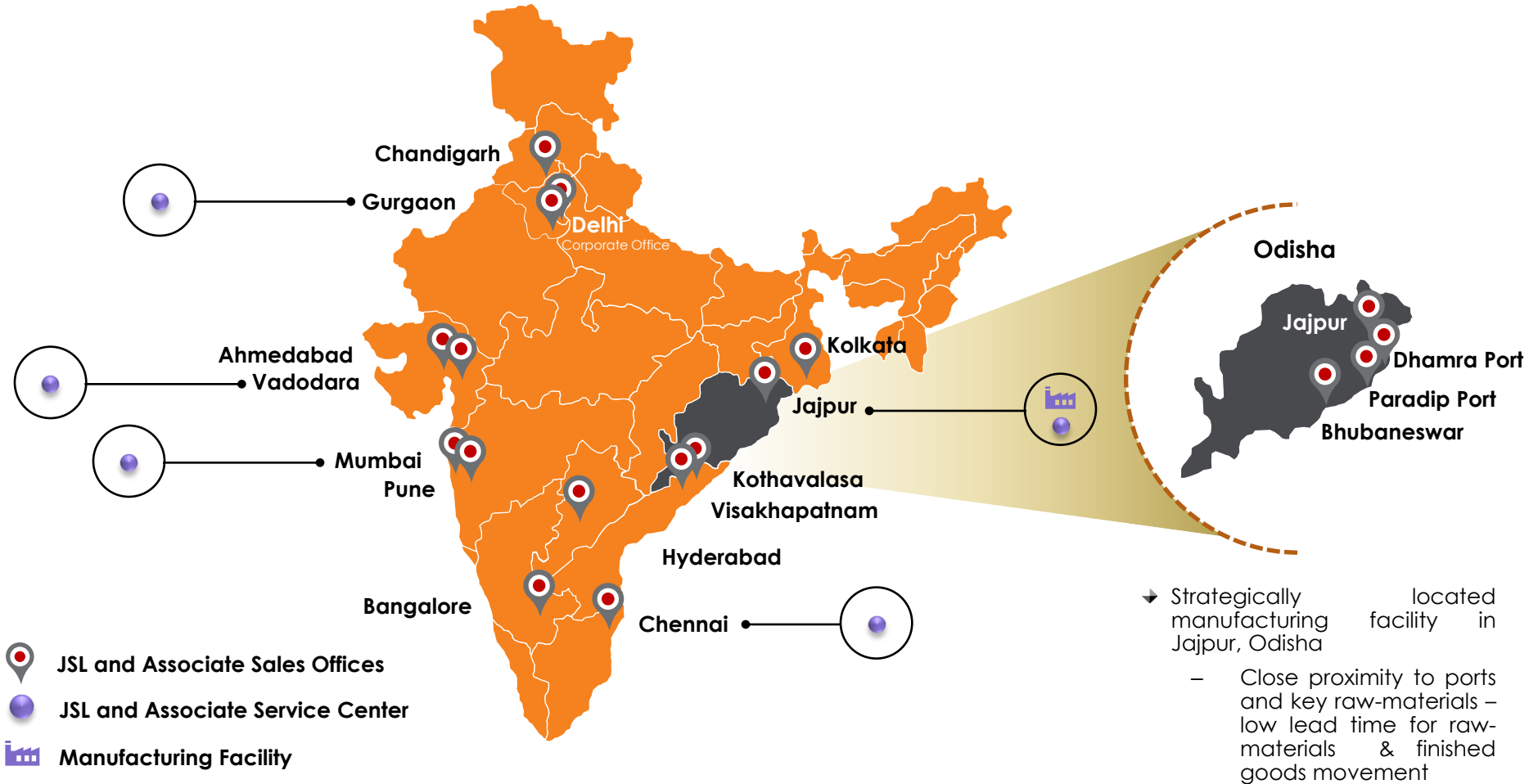
- Expanded distribution network through service centers
- Delivering Just In Time (JIT) services for client stickiness & strengthening relationship
 - Clear edge over imports



Optimal utilization of assets




- Better asset sweating resulted in higher operating leverage
- Created multiple demand drivers by developing the stainless steel ecosystem in the region

JSL – Domestic Footprint



JSL – Global Footprint



-  JSL and Associate Sales Offices
-  JSL and Associate Service Center
-  Manufacturing Facility

Key Growth Drivers

Structural growth of stainless steel demand in India

- One of the fastest growing value-added metal
- Various Government initiatives to further drive stainless steel demand

Wide range of product applications and new segment penetration

- Increasing premiumization trend and demand shift towards ABC & ART segments
- To leverage presence across verticals to deliver above industry average growth rates

Huge operating leverage

- ~800 acre land – high quality infrastructure in place to support growth with relatively lower capex

Robust Domestic and Global distribution network

- Wide presence across globe through effective distribution network
- Focus on customer engagement to continuously assist healthy demand

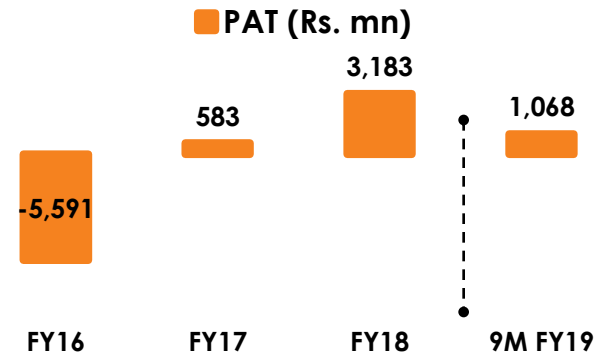
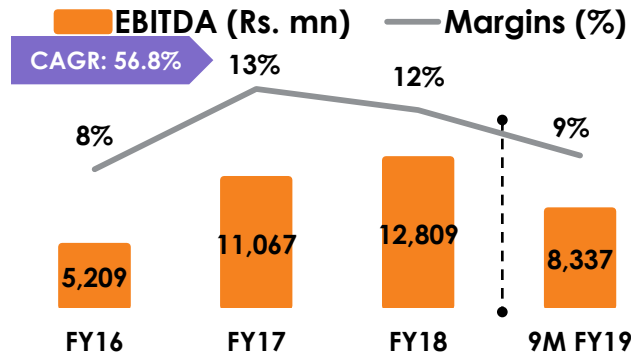
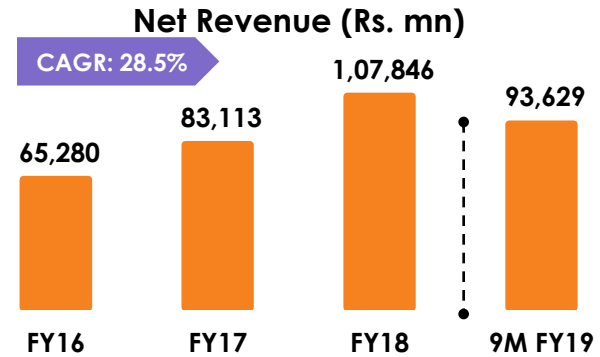
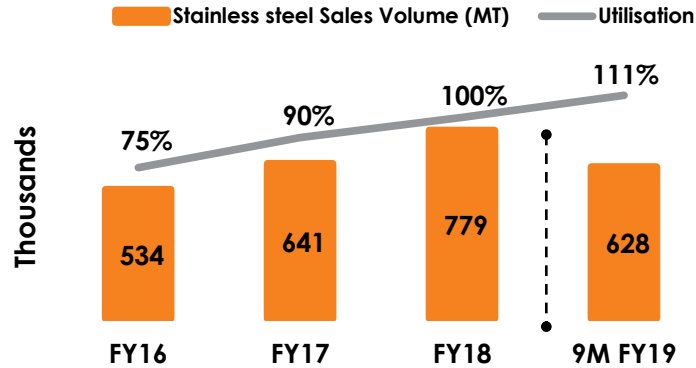
Strong management expertise

- 4 decades of experience in stainless steel industry to ensure dominant market presence

Financial and Operational overview

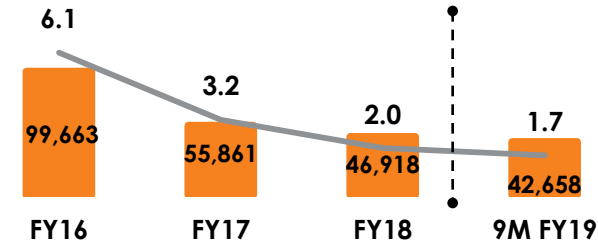


Turnaround in Performance

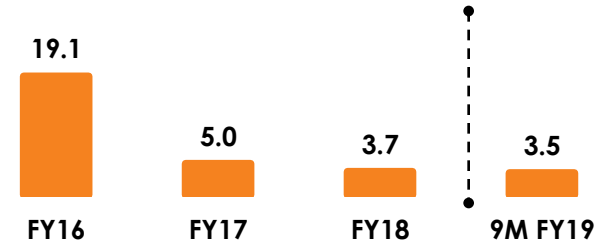


Focus on strengthening the Balance Sheet

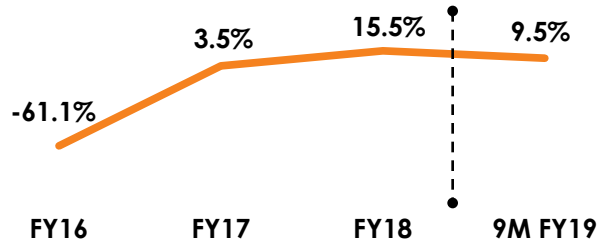
Net Debt (Rs. mn) — Net Debt/Equity Ratio



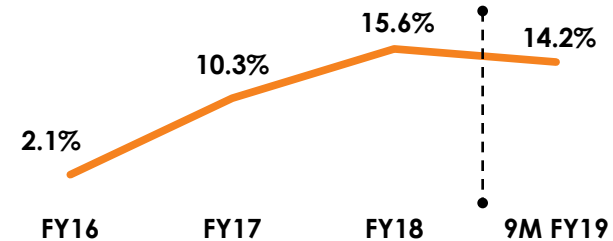
Net Debt/EBITDA



ROE (%)



ROCE (%)



- Successful implementation of Asset Monetization Plan (AMP) helped in substantial debt reduction
- Uptick in profitability to further drive deleveraging and improve return ratios going forward

1) 9MFY19 figures, based on TTM. 2) Net Debt includes short-term & long term debt less cash & investments 3) ROE(%) is calculated as PAT/Avg. Networth 4) ROCE(%) is calculated as EBIT/Avg. Capital employed
Note: Standalone Financials

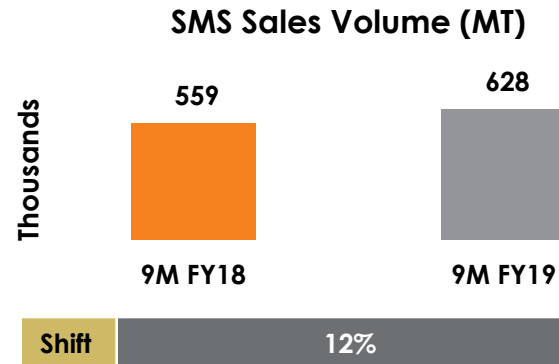
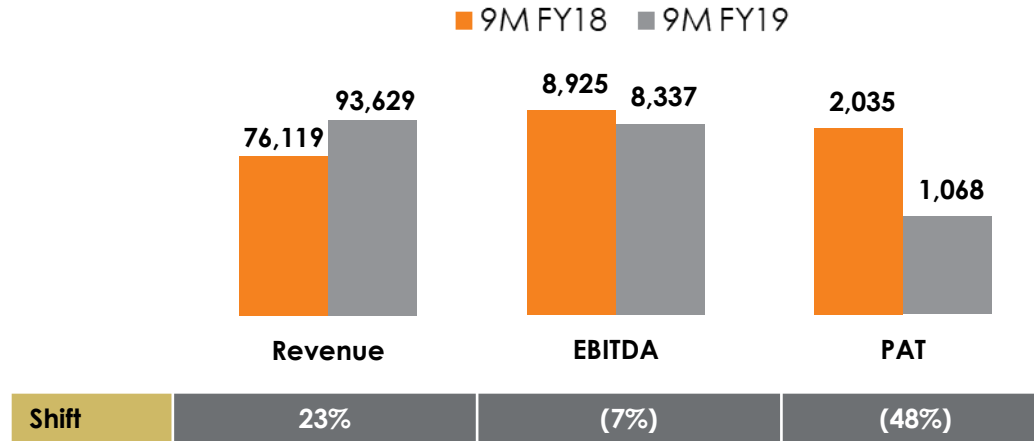
Comfortable Debt Position

Description - Borrowings	As on March 2017	As on March 2018	As on Dec. 2018
Long term debt	34,050	24,568	21,223
Inter corporate loan from related party	4,850	9,000	9,000
OCRPS*	-	6,065	6,565
Total Long term debt	38,900	39,633	36,787
Short term borrowing (less than 12 months)	17,381	7,655	6,006
Total Debt	56,281	47,288	42,793
Cash & Investments	420	371	135
Net Debt	55,861	46,918	42,658
Long Term Debt Breakup:			
-INR Debt	29,023	32,484	31,685
-Foreign Currency Debt	9,877	7,149	5,103

Note : *Optionally Convertible Redeemable Preference Shares
Standalone financials; All figures in Rs. million unless stated otherwise

- Healthy Cash generation to comfortably support debt repayment
- Focus on further improving debt position going forward

Key Financials Highlights – 9M FY2019



Note: Standalone financials; All figures in Rs. million unless stated otherwise

Conclusion



Leadership Play

Leadership position in the fast growing Value-Added stainless steel sector – clear proxy to the sector

Integrated operations with state-of-art facilities

Fast deleveraging to significantly strengthen balance sheet

Huge operating leverage - low incremental capex to drive future growth

Wide spread distribution network and established supply chain

Shifting from turnaround to growth mode



Focus on expanding Brand and Market presence

- Investing in various Branding & marketing initiatives to enhance overall market potential by:
 - Creating awareness of hygiene and health benefits of stainless steel
 - Increase usage of stainless steel in Home and Public Spaces



Home Smart Home Campaign



Stainless steel Doors



Stainless steel Water Tank



Stainless steel Modular Kitchen



Road Shows



Safe Storage



Food friendly Stainless Steel Utensils



Switch to Stainless Steel for a Healthy & Hygienic Life

Health first



Switch to Stainless Steel for a Healthy & Hygienic Life

Brand JSL – To be top of mind

Other Campaigns & Exhibitions

Annexure





Iberjindal S.L.

P. T. Jindal Stainless Indonesia



- Stainless steel Service Center
- Offers customized to the doorsteps of customers in Spain

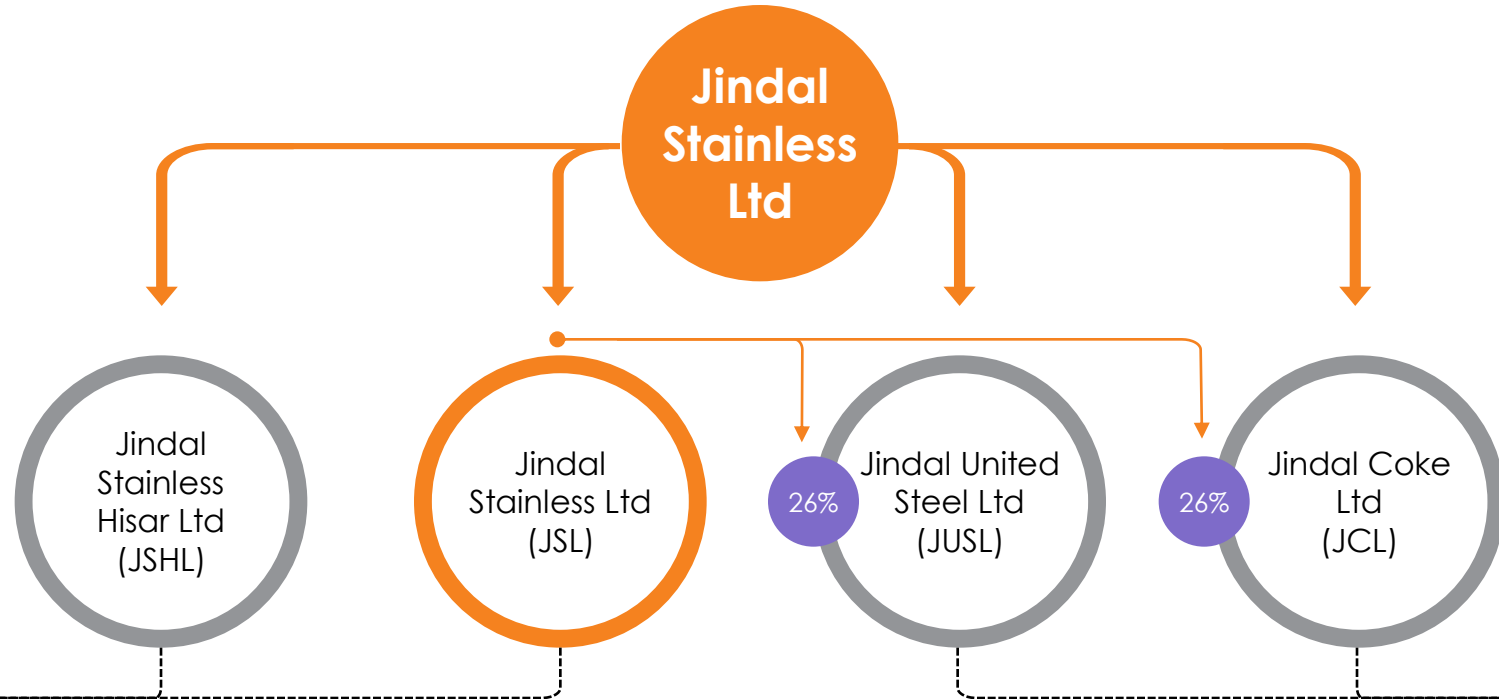


- Manufacturing Unit – 150,000 MTPA CR capacity
- Key producer of stainless steel in South East Asian market



Global Outreach

Asset Monetization Plan (AMP)



Listed Entities

Unlisted Entities

- Integrated SS Facility – 8,00,000 MTPA
- Ferro Chrome – 40,000 MTPA

- Steel Melting – 800,000 MTPA
- Cold Rolling Mill A. CRAP* - 4,50,000 MTPA
- Ferro Alloys – 2,50,000 MTPA
- Power Plant – 264 MW

- Hot strip Mill – 16,00,000 MTPA

- Coke Oven – 4,30,000 MTPA

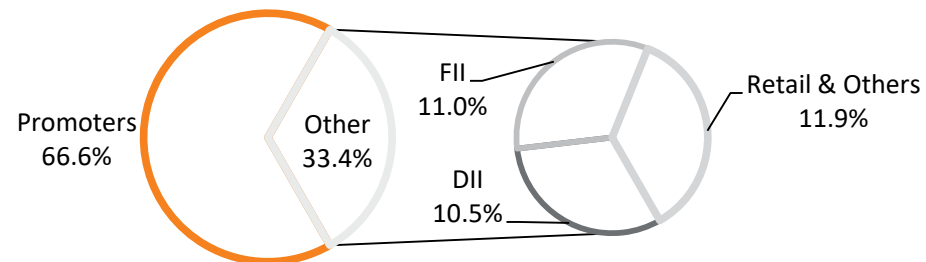
*Cold Rolled Annealing Pickling

Key Market Statistics

Key Market Statistics	As on Dec 31, 2018
BSE/NSE Ticker	JSL/ 532508
Industry	Stainless steel
Closing Market Price (Rs.)	34.2
Market Cap (Rs. mn)	16,389
Number of outstanding shares (mn)	479.2
Face Value (Rs.)	2.00
52-week High / Low (Rs.)	122.4/31.7

Note: Prices considered from NSE

Floating Stock (%)



Contact Us

About Us:

Jindal Stainless Ltd. (JSL) is amongst the leading stainless steel manufacturing companies in the world and India's largest stainless steel manufacturer. The Company operates an integrated stainless steel plant at Jajpur, Odisha. The complex has a total stainless steel capacity of 0.8 million tonnes per annum.

JSL has the 'State-of-the-Art' machinery and engineering from the best of European suppliers, capable of producing globally competitive stainless steel products. The Company has a well-established distribution network with service centers in both domestic and an overseas market to serve its customers.

A leader and a name synonymous with 'Enterprise', 'Excellence' and 'Success', Company's ethos mirrors most characteristics similar to the metal it produces; akin to stainless steel JSL is innovative and versatile in its thought process; strong and unrelenting in its operations. JSL's growth over the last 4 decades has been backed by the excellence of its people, value driven business operations, customer centricity, adoption of one of the best safety practices in the stainless steel industry and a commitment for social responsibility.

Goutam Chakraborty / Shreya Sharma

Jindal Stainless Ltd

Tel: +91 11 2618 8345

Email:

goutam.chakraborty@jindalstainless.com

shreya.sharma@jindalstainless.com

Anoop Poojari / Devrishi Singh

Citigate Dewe Rogerson

Tel: +91 22 6645 1211 / 1222

Email: anoop@cdr-india.com

devrishi@cdr-india.com

Thank You

