



UTTAM SUGAR MILLS LIMITED

Corporate Office : A-2E, III Floor, CMA Tower, Sector-24, NOIDA-201 301 Uttar Pradesh, India
Telephone : 0120-4525000 E-mail : uttamsugarnoida@uttamsugar.com

Dated : 14th August, 2023

**National Stock Exchange of India Ltd.
Listing Department**
"Exchange Plaza", Bandra-Kurla Complex,
Bandra (E), Mumbai - 400 051

**B.S.E. Limited
Listing Department**
P.J. Tower,
Dalal Street,
Mumbai - 400 001
Ref. - Scrip Code - 532729

Ref. :- Symbol - UTTAMSUGAR



Sub: Results Presentation

Please find attached herewith Results Presentation in relation to the Unaudited Financial Results of the Company for the Quarter ended 30th June, 2023, declared on 11th August, 2023.


You are requested to take the above information on your records.

Thanking you.

Yours faithfully,
For Uttam Sugar Mills Ltd.



(Rajesh Garg)
Company Secretary & Compliance Officer

 ENCL. :- As Above



UTTAM SUGAR MILLS LIMITED

**INVESTORS
PRESENTATION
Q1 FY24**

SAFE HARBOUR STATEMENT

This Presentation and the accompanying slides (the “Presentation”), have been prepared solely for information purposes and do not constitute any offer, recommendation or invitation to purchase or subscribe for any securities, and shall not form the basis or be relied on in connection with any contract or binding commitment whatsoever. No offering of securities of the Company will be made except by means of a statutory offering document containing detailed information about the Company.

This Presentation has been prepared by the Company based on information and data which the Company considers reliable, but the Company makes no representation or warranty, express or implied, whatsoever, and no reliance shall be placed on, the truth, accuracy, completeness, fairness and reasonableness of the contents of this Presentation. This Presentation may not be all inclusive and may not contain all of the information that you may consider material. Any liability in respect of the contents of, or any omission from this Presentation is expressly excluded.

This Presentation may contain certain forward-looking statements concerning the Company’s future business prospects and business profitability, which are subject to a number of risks and uncertainties and the actual results could materially differ from those in such forward-looking statements. The risks and uncertainties relating to these statements include, but are not limited to, risks and uncertainties regarding fluctuations in earnings, our ability to manage growth, competition (both domestic and international), economic growth in India and abroad, ability to attract and retain highly skilled professionals, time and cost over runs on contracts, our ability to manage our international operations, government policies and actions regulations, interest and other fiscal costs generally prevailing in the economy. The Company does not undertake to make any announcement in case any of these forward-looking statements become materially incorrect in future or update any forward-looking statements made from time to time by or on behalf of the Company.

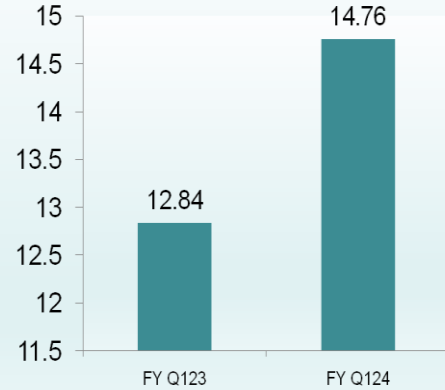
OUR CAPACITIES

Capacity	Libberheri	Barkatpur	Shermau	Khaikheri	Total
Sugarcane crushing (TCD)	6250*	7000*	6000	4500*	23750
Distillery Capacity (KLPD)	50	150*	0	0	200
Power Capacity (MW)	29	53	25	15	122

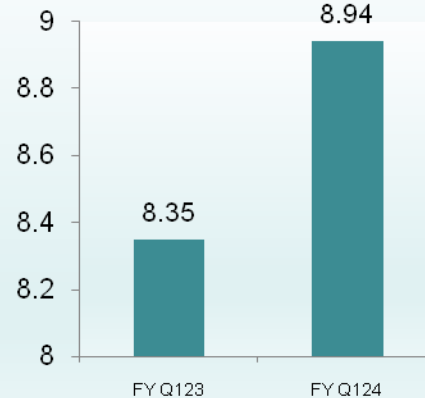
- Capacity expansion with energy efficiency at Libberheri Unit to 7000 TCD, Barkatpur unit to 8500 TCD and Khaikheri unit to 5000 TCD are in process. Enhancement in Distillery capacity by 100 KLPD at Barkatpur Unit is also in process.
- All the expansion projects are going as per the schedule and expected to be completed before the coming Sugar Season 2023-24.
- In case of Ethanol from BHy/syrup, capacity be higher by 25% as against CHy.

Q1 FY24 HIGHLIGHTS WITH Q1 FY23

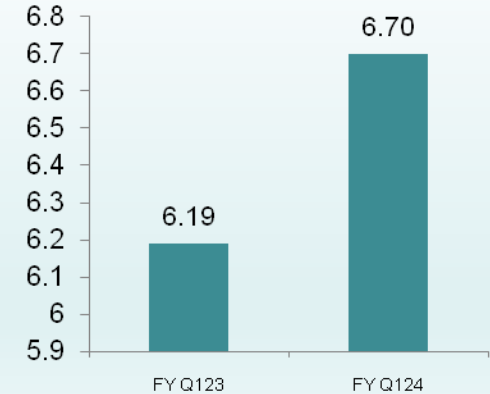
EBITDA MARGIN
(In Percentage %)



PBT Margin
(In percentage %)



PAT Margin
(In Percentage %)



Profit and Loss Highlights

(Rs. in Cr.)

Particulars	Q1 FY24	Q1 FY23	FY23
Total Revenue	461.77	607.04	2067.68
EBITDA	68.19	77.70	253.62
Depreciation	9.37	8.92	36.26
EBIT	58.82	68.78	217.36
INTEREST	17.51	18.08	52.40
PBT	41.31	50.70	164.96
PAT	30.97	37.60	123.62
EPS	8.12	9.86	32.41

OPERATIONAL HIGHLIGHTS

Sugar Division

Particulars	Q1 FY24	Q1 FY23	FY23
Sugar Production (Lakh Qtls)	9.68	9.88	44.99
Sugar Sales -Domestic (Lakh Qtls)	9.12	8.38	30.59
Sugar Sales -Export (Lakh Qtls)	0.01	5.43	14.92
Total Sugar Sales (Lakh Qtls)	9.13	13.81	45.51
Net Ex-works Sugar Realisation (Rs. per Qtls)	3737	3479	3592
Sugar Inventory (Lakh Qtls)	21.88	17.92	21.33
Valuation rate (Rs. per Qtls)	3137	3244	3162

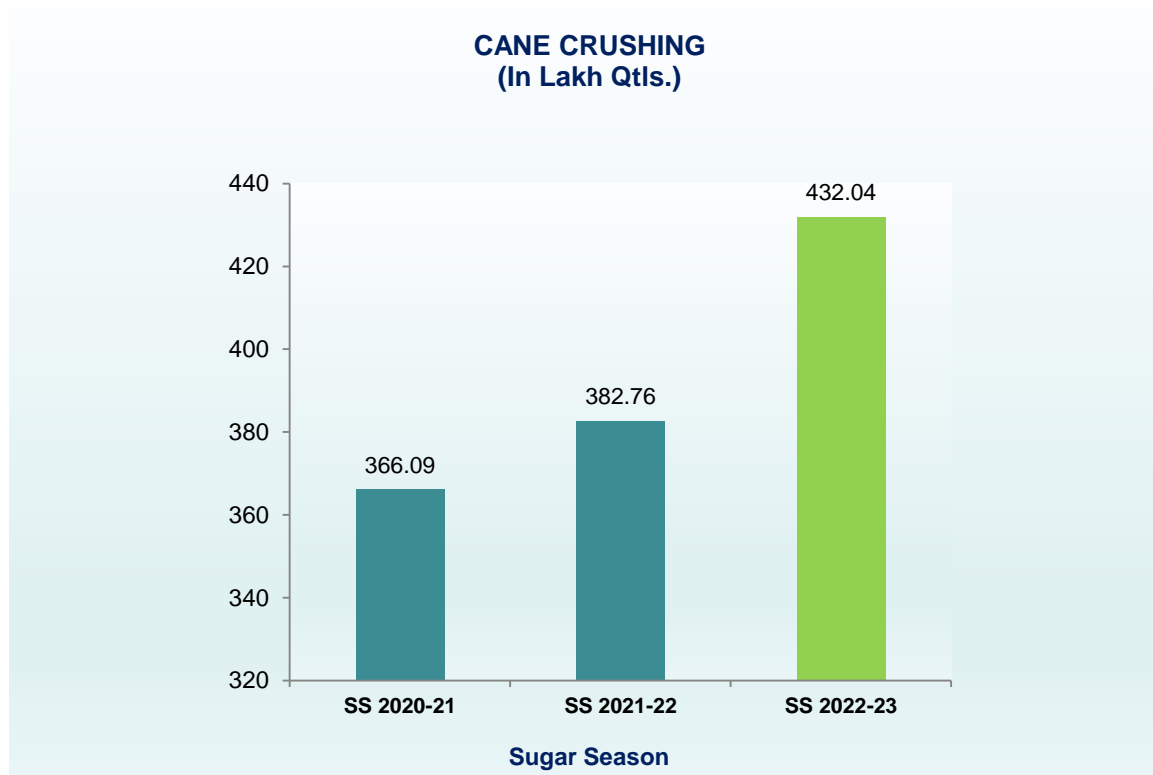
Power Division

Particulars	Q1 FY24	Q1 FY23	FY23
Power Export (KWH in Lakhs)	271.27	306.80	1504.02

Ethanol Division and others

Particulars	Q1 FY24	Q1 FY23	FY23
Distillery Production (BL in Lakhs)	169.71	167.10	550.43
Distillery Sale (BL in Lakhs)	163.96	162.20	545.20
Distillery Realisation (Rs. per Ltr)	56.96	56.74	55.67
Co2 Production (KG in Lakhs)	20.83	20.33	51.29
Potash Production (KG in Lakhs)	7.30	1.35	61.91

Cane Crushing data



PRODUCT RANGE IN BRANDED/SPECIALITY DIVISION

- 1Kg Packaging
- 2Kg Packaging
- 5Kg Packaging
- Pharma Sugar
- Liquid Sugar
- Natural Brown
- Bura
- Superfine
- Icing
- Demerara
- Sachet (White & Brown)
- Cube (White & Brown)
- Candy



Uttam Sugar Mills Ltd.



THANK YOU

Corp office: A-2E, 3rd Floor, C.M.A. Tower, Sector – 24, Noida – 201 301 (U.P.)

Tel. : 0120 –4525000, E-mail: uttam.secretarial@uttamsugar.com
