



Date: 01st September, 2023

To,
BSE Limited
1st Floor, P. J. Towers,
Dalal Street, Fort,
Mumbai – 400001.
Scrip Code:523425

Sub.: 33rd Annual Report for the Financial year 2022-2023
Ref : Sunraj Diamond Exports Limited
Scrip Code : 523425
Script Symbol: SUNRAJDI

Dear Sir/Madam,

Pursuant to Regulation 34 of the SEBI (Listing Obligations and Disclosure Requirements) Regulations, 2015, we enclose herewith the 33rd Annual Report of Acrow India Limited ("the Company") for the Financial Year 2022-2023.

Kindly take the same on record.

Thanking You.

For **Sunraj Diamond Exports Limited**

Anshul Garg
Company Secretary

SUNRAJ DIAMOND EXPORTS LTD.
CIN No. : L36912MH1990PLC057803

Regd. Office: 616 Prasad Chambers, Tata Road 2, Roxy Cinema, Opera House, Girgaon, Mumbai - 400004.
Tel: 022-23610069/23638559, Email: info@sunrajdiamonds.com Website: www.sunrajdiamonds.com

SUNRAJ DIAMOND EXPORTS LTD



33rd ANNUAL REPORT

2022 - 2023

SUNRAJ DIAMOND EXPORTS LTD

BOARD OF DIRECTORS

Sunny S. Gandhi : Wholetime Director
Shruti Gandhi : Director
Pravin Shah : Independent Director
Shivil Kapoor : Independent Director

CHIEF FINANCIAL OFFICER

Prakash Indulal Mehta

COMPANY SECRETARY & COMPLIANCE OFFICER

Anshul Garg

BANKERS

HDFC Bank
State Bank of India
Bank of Baroda
IndusInd Bank Ltd.

STATUTORY AUDITOR

M/s. Govind Prasad & Co, Chartered Accountants

REGISTRARS AND SHARE TRANSFER AGENTS

Adroit Corporate Services Pvt. Ltd.
18-20, Jaferbhoy Ind. Estate, 1st Floor, Makwana Road,
Marol Naka, Andheri (East), Mumbai-400059.
E-mail: support@adroitcorporate.com

REGISTERED OFFICE

616 Prasad Chambers, 6th Floor
Plot CS 1487 Tata Road, 2, Roxy Cinema,
Opera House, Girgaon, Mumbai-400 004.

**NOTICE FOR ANNUAL GENERAL MEETING
SUNRAJ DIAMOND EXPORTS LIMITED**

(CIN: L36912MH1990PLC057803)

Registered Office: 616, 6th Floor, Prasad Chambers, Plot CS 1487, Tata Road No. 2, Near Roxy Cinema, Opera House, Girgaon, Mumbai- 400004.

NOTICE

NOTICE is hereby given that the 33rd Annual General Meeting of the Members of **SUNRAJ DIAMOND EXPORTS LIMITED** will be held through Video conferencing (VC) or Other Audio Visual Means (OAVM) on Tuesday, 26th day of September, 2023 at 11.30 a.m. to transact the following businesses:

I. Ordinary Business:

1. To receive, consider and adopt the Audited Financial Statements (Standalone and Consolidated) i.e. Balance Sheet as at 31st March, 2023, the Statement of Profit and Loss Account and the Cash Flow statement for the financial year ended on 31st March, 2023 and the reports of the Director's and Auditor's thereon.
2. To appoint a Director in place of Mr. Sunny Gandhi (DIN: 00695322), who retires by rotation and being eligible, offers herself for re-appointment.

II. Special Business:

3. To re-appoint Mr. Pravin Dahyabhai Shah (DIN: 08000282) as an Independent Director of the Company and to consider and pass the following resolution as a Special Resolution:
“RESOLVED THAT that pursuant to the provisions of Sections 149, 152 and other applicable provisions, if any, of the Act and the Companies (Appointment and Qualifications of Directors) Rules, 2014, read with Schedule IV to the Act, as amended from time to time, and upon the recommendation of the Nomination and Remuneration Committee and Board of Directors of the Company, the shareholders of the company be and hereby approve the re-appointment of Mr. Pravin Dahyabhai Shah (DIN: 08000282), who meets the criteria of being Independent Director as provided in Section 149(6) of the Act and Regulation 16(1)(b) of SEBI (Listing Obligations and Disclosure Requirements) Regulations, 2015 and who has submitted a declaration to that effect, and who is eligible for re-appointment as an Independent Director of the Company, not liable to retire by rotation, for a term of five years ending on 25th September, 2028.

SUNRAJ DIAMOND EXPORTS LTD.

RESOLVED FURTHER THAT the Board of Directors of the Company and Mr. Anshul Garg, Company Secretary, be and are hereby severally authorized to do all such acts, deeds, matters and things as it may, in its absolute discretion deem necessary, proper, expedient or incidental thereto for the purpose of giving effect to this resolution.”

For and on behalf of the Board of Directors

Sd/-

ANSHUL GARG

Company Secretary

(Membership No. A43709)

Registered Office

616, 6th Floor, Prasad Chambers, Plot CS 1487,
Tata Road No. 2, Near Roxy Cinema,
Opera House, Girgaon, Mumbai-400004.
Date: 11th August, 2023.

NOTES

1. In view of the massive outbreak of the COVID-19 pandemic, social distancing is a norm to be followed and pursuant to the Circular No. 14/2020 dated April 08, 2020, Circular No.17/2020 dated April 13, 2020 issued by the Ministry of Corporate Affairs followed by Circular No. 20/2020 dated May 05, 2020 and Circular No. 02/2021 dated January 13, 2021 and all other relevant circulars issued from time to time, physical attendance of the Members to the AGM venue is not required and general meeting be held through video conferencing (VC) or other audio visual means (OAVM). Hence, Members can attend and participate in the ensuing AGM through VC/OAVM.
2. Pursuant to the Circular No. 14/2020 dated April 08, 2020, issued by the Ministry of Corporate Affairs, the facility to appoint proxy to attend and cast vote for the members is not available for this AGM. However, the Body Corporate are entitled to appoint authorised representatives to attend the AGM through VC/OAVM and participate there at and cast their votes through e-voting.
3. The Members can join the AGM in the VC/OAVM mode 15 minutes before and after the scheduled time of the commencement of the Meeting by following the procedure mentioned in the Notice. The facility of participation at the AGM through VC/OAVM will be made available for 1000 members on first come first served basis. This will not include large Shareholders (Shareholders holding 2% or more shareholding), Promoters, Institutional Investors, Directors, Key Managerial Personnel, the Chairpersons of the Audit Committee, Nomination and Remuneration Committee and Stakeholders Relationship Committee, Auditors etc. who are allowed to attend the AGM without restriction on account of first come first served basis.
4. The attendance of the Members attending the AGM through VC/OAVM will be counted for the purpose of reckoning the quorum under Section 103 of the Companies Act, 2013.
5. Pursuant to the provisions of Section 108 of the Companies Act, 2013 read with Rule 20 of the Companies (Management and Administration) Rules, 2014 (as amended) and Regulation 44 of SEBI (Listing Obligations & Disclosure Requirements) Regulations 2015 (as amended), and the Circulars issued by the Ministry of Corporate Affairs dated April 08, 2020, April 13, 2020 and May 05, 2020 the Company is providing facility of remote e-Voting to its Members in respect of the business to be transacted at the AGM. For this purpose, the Company has entered into an agreement with National Securities Depository Limited (NSDL) for facilitating voting through electronic means, as the authorized agency. The facility of casting votes by a member using remote e-Voting system as well as venue voting on the date of the AGM will be provided by NSDL.
6. In line with the Ministry of Corporate Affairs (MCA) Circular No. 17/2020 dated April 13, 2020, the Notice calling the AGM has been uploaded on the website of the Company at www.sunrajdiamonds.com. The Notice can also be accessed from the websites of the

SUNRAJ DIAMOND EXPORTS LTD.

Stock Exchanges i.e. BSE Limited and the AGM Notice is also available on the website of NSDL (agency for providing the Remote e-Voting facility) i.e. www.evoting.nsdl.com.

7. AGM has been convened through VC/OAVM in compliance with applicable provisions of the Companies Act, 2013 read with MCA Circular No. 14/2020 dated April 08, 2020 and MCA Circular No. 17/2020 dated April 13, 2020, MCA Circular No. 20/2020 dated May 05, 2020 and MCA Circular No. 2/2021 dated January 13, 2021.
8. Explanatory Statement pursuant to Section 102 of the Companies Act, 2013 is annexed herein below.
9. We urge members to support our commitment to environmental protection by choosing to receive the Company's communication through email. Members holding shares in demat mode, who have not registered their email addresses are requested to register their email addresses with their respective DP, and members holding shares in physical mode are requested to update their email addresses with the Company's RTA, Adroit Corporate Services Private Limited (support@adroitcorporate.com)

THE INSTRUCTIONS FOR MEMBERS FOR REMOTE E-VOTING AND JOINING GENERAL MEETING ARE AS UNDER:-

The remote e-voting period begins on Friday, 22nd September, 2023 at 09:00 A.M. and ends on Monday, 25th September, 2023 at 5:00 P.M. The remote e-voting module shall be disabled by NSDL for voting thereafter. The Members, whose names appear in the Register of Members / Beneficial Owners as on the record date (cut-off date) i.e. Friday, 15th September, 2023, may cast their vote electronically. The voting right of shareholders shall be in proportion to their share in the paid-up equity share capital of the Company as on the cut-off date, being Friday, 15th September, 2023.

How do I vote electronically using NSDL e-Voting system?





The way to vote electronically on NSDL e-Voting system consists of "Two Steps" which are mentioned below:

Step 1: Access to NSDL e-Voting system

A) Login method for e-Voting and joining virtual meeting for Individual shareholders holding securities in demat mode

In terms of SEBI circular dated December 9, 2020 on e-Voting facility provided by Listed Companies, Individual shareholders holding securities in demat mode are allowed to vote through their demat account maintained with Depositories and Depository Participants. Shareholders are advised to update their mobile number and email Id in their demat accounts in order to access e-Voting facility.

Login method for Individual shareholders holding securities in demat mode is given below:

Type of shareholders	Login Method
<p>Individual Shareholders holding securities in demat mode with NSDL.</p>	<ol style="list-style-type: none"> Existing IDEAS user can visit the e-Services website of NSDL Viz. https://eservices.nsdl.com either on a Personal Computer or on a mobile. On the e-Services home page click on the “Beneficial Owner” icon under “Login” which is available under ‘IDEAS’ section, this will prompt you to enter your existing User ID and Password. After successful authentication, you will be able to see e-Voting services under Value added services. Click on “Access to e-Voting” under e-Voting services and you will be able to see e-Voting page. Click on company name or e-Voting service provider i.e. NSDL and you will be re-directed to e-Voting website of NSDL for casting your vote during the remote e-Voting period or joining virtual meeting & voting during the meeting. If you are not registered for IDEAS e-Services, option to register is available at https://eservices.nsdl.com. Select “Register Online for IDEAS Portal” or click at https://eservices.nsdl.com/SecureWeb/IdeasDirectReg.jsp Visit the e-Voting website of NSDL. Open web browser by typing the following URL: https://www.evoting.nsdl.com/ either on a Personal Computer or on a mobile. Once the home page of e-Voting system is launched, click on the icon “Login” which is available under ‘Shareholder/Member’ section. A new screen will open. You will have to enter your User ID (i.e. your sixteen digitdemat account number hold with NSDL), Password/OTP and a Verification Code as shown on the screen. After successful authentication, you will be redirected to NSDL Depository site wherein you can see e-Voting page. Click on company name or e-Voting service provider i.e. NSDL and you will be redirected to e-Voting website of NSDL for casting your vote during the remote e-Voting period or joining virtual meeting & voting during the meeting. Shareholders/Members can also download NSDL Mobile App “NSDL Speede” facility by scanning the QR code mentioned below for seamless voting experience. <p style="text-align: center;">NSDL Mobile App is available on</p> <div style="display: flex; justify-content: center; align-items: center; gap: 20px;"> <div style="text-align: center;">  App Store </div> <div style="text-align: center;">  Google Play </div> </div> <div style="display: flex; justify-content: center; align-items: center; gap: 20px; margin-top: 10px;">   </div>

SUNRAJ DIAMOND EXPORTS LTD.

<p>I n d i v i d u a l S h a r e h o l d e r s h o l d i n g s e c u r i t i e s i n d e m a t m o d e w i t h C D S L</p>	<ol style="list-style-type: none">1. Users who have opted for CDSL Easi / Easiest facility, can login through their existing user id and password. Option will be made available to reach e-Voting page without any further authentication. The users to login Easi /Easiest are requested to visit CDSL website www.cdslindia.com and click on login icon & New System Myeasi Tab and then user your existing my easi username & password.2. After successful login the Easi / Easiest user will be able to see the e-Voting option for eligible companies where the evoting is in progress as per the information provided by company. On clicking the evoting option, the user will be able to see e-Voting page of the e-Voting service provider for casting your vote during the remote e-Voting period or joining virtual meeting & voting during the meeting. Additionally, there is also links provided to access the system of all e-Voting Service Providers, so that the user can visit the e-Voting service providers' website directly.3. If the user is not registered for Easi/Easiest, option to register is available at CDSL website www.cdslindia.com and click on login & New System Myeasi Tab and then click on registration option.4. Alternatively, the user can directly access e-Voting page by providing Demat Account Number and PAN No. from a e-Voting link available on www.cdslindia.com home page. The system will authenticate the user by sending OTP on registered Mobile & Email as recorded in the Demat Account. After successful authentication, user will be able to see the e-Voting option where the evoting is in progress and also able to directly access the system of all e-Voting Service Providers.
<p>I n d i v i d u a l S h a r e h o l d e r s (h o l d i n g s e c u r i t i e s i n d e m a t m o d e) l o g i n t h r o u g h t h e i r d e p o s i t o r y p a r t i c i p a n t s</p>	<p>You can also login using the login credentials of your demat account through your Depository Participant registered with NSDL/CDSL for e-Voting facility. Upon logging in, you will be able to see e-Voting option. Click on e-Voting option, you will be redirected to NSDL/CDSL Depository site after successful authentication, wherein you can see e-Voting feature. Click on company name or e-Voting service provider i.e. NSDL and you will be redirected to e-Voting website of NSDL for casting your vote during the remote e-Voting period or joining virtual meeting & voting during the meeting.</p>

Important note: Members who are unable to retrieve User ID/ Password are advised to use Forget User ID and Forget Password option available at abovementioned website.

Helpdesk for Individual Shareholders holding securities in demat mode for any technical issues related to login through Depository i.e. NSDL and CDSL.

Login type	Helpdesk details
Individual Shareholders holding securities in demat mode with NSDL	Members facing any technical issue in login can contact NSDL helpdesk by sending a request at evoting@nsdl.co.in or call at 022 - 4886 7000 and 022 - 2499 7000
Individual Shareholders holding securities in demat mode with CDSL	Members facing any technical issue in login can contact CDSL helpdesk by sending a request at helpdesk.evoting@cdslindia.com or contact at toll free no. 1800 22 55 33

B) Login Method for e-Voting and joining virtual meeting for shareholders other than Individual shareholders holding securities in demat mode and shareholders holding securities in physical mode.

How to Log-in to NSDL e-Voting website?

1. Visit the e-Voting website of NSDL. Open web browser by typing the following URL: <https://www.evoting.nsdl.com/> either on a Personal Computer or on a mobile.
2. Once the home page of e-Voting system is launched, click on the icon "Login" which is available under 'Shareholder/Member' section.
3. A new screen will open. You will have to enter your User ID, your Password/OTP and a Verification Code as shown on the screen.

Alternatively, if you are registered for NSDL eservices i.e. IDEAS, you can log-in at <https://eservices.nsdl.com/> with your existing IDEAS login. Once you log-in to NSDL eservices after using your log-in credentials, click on e-Voting and you can proceed to Step 2 i.e. Cast your vote electronically.

4. Your User ID details are given below :

Manner of holding shares i.e. Demat (NSDL or CDSL) or Physical	Your User ID is:
a) For Members who hold shares in demat account with NSDL.	8 Character DP ID followed by 8 Digit Client ID For example if your DP ID is IN300*** and Client ID is 12***** then your user ID is IN300***12*****.

SUNRAJ DIAMOND EXPORTS LTD.

b) For Members who hold shares in demat account with CDSL.	16 Digit Beneficiary ID For example if your Beneficiary ID is 12***** then your user ID is 12*****
c) For Members holding shares in Physical Form.	EVEN Number followed by Folio Number registered with the company For example if folio number is 001*** and EVEN is 101456 then user ID is 101456001***

5. Password details for shareholders other than Individual shareholders are given below:
- If you are already registered for e-Voting, then you can use your existing password to login and cast your vote.
 - If you are using NSDL e-Voting system for the first time, you will need to retrieve the 'initial password' which was communicated to you. Once you retrieve your 'initial password', you need to enter the 'initial password' and the system will force you to change your password.
 - How to retrieve your 'initial password'?
 - If your email ID is registered in your demat account or with the company, your 'initial password' is communicated to you on your email ID. Trace the email sent to you from NSDL from your mailbox. Open the email and open the attachment i.e. a .pdf file. Open the .pdf file. The password to open the .pdf file is your 8 digit client ID for NSDL account, last 8 digits of client ID for CDSL account or folio number for shares held in physical form. The .pdf file contains your 'User ID' and your 'initial password'.
 - If your email ID is not registered, please follow steps mentioned below in **process for those shareholders whose email ids are not registered.**
6. If you are unable to retrieve or have not received the "Initial password" or have forgotten your password:
- Click on "**Forgot User Details/Password?**"(If you are holding shares in your demat account with NSDL or CDSL) option available on www.evoting.nsdl.com.
 - Physical User Reset Password?** (If you are holding shares in physical mode) option available on www.evoting.nsdl.com.
 - If you are still unable to get the password by aforesaid two options, you can send a request at evoting@nsdl.co.in mentioning your demat account number/ folio number, your PAN, your name and your registered address etc.
 - Members can also use the OTP (One Time Password) based login for casting the votes on the e-Voting system of NSDL.

7. After entering your password, tick on Agree to “Terms and Conditions” by selecting on the check box.
8. Now, you will have to click on “Login” button.
9. After you click on the “Login” button, Home page of e-Voting will open.

Step 2: Cast your vote electronically and join General Meeting on NSDL e-Voting system.

How to cast your vote electronically and join General Meeting on NSDL e-Voting system?

1. After successful login at Step 1, you will be able to see all the companies “EVEN” in which you are holding shares and whose voting cycle and General Meeting is in active status.
2. Select “EVEN” of company for which you wish to cast your vote during the remote e-Voting period and casting your vote during the General Meeting. For joining virtual meeting, you need to click on “VC/OAVM” link placed under “Join Meeting”.
3. Now you are ready for e-Voting as the Voting page opens.
4. Cast your vote by selecting appropriate options i.e. assent or dissent, verify/modify the number of shares for which you wish to cast your vote and click on “Submit” and also “Confirm” when prompted.
5. Upon confirmation, the message “Vote cast successfully” will be displayed.
6. You can also take the printout of the votes cast by you by clicking on the print option on the confirmation page.
7. Once you confirm your vote on the resolution, you will not be allowed to modify your vote.

General Guidelines for shareholders

1. Institutional shareholders (i.e. other than individuals, HUF, NRI etc.) are required to send scanned copy (PDF/JPG Format) of the relevant Board Resolution/ Authority letter etc. with attested specimen signature of the duly authorized signatory(ies) who are authorized to vote, to the Scrutinizer by e-mail to kiran@cskdco.com with a copy marked to evoting@nsdl.co.in. Institutional shareholders (i.e. other than individuals, HUF, NRI etc.) can also upload their Board Resolution / Power of Attorney / Authority Letter etc. by clicking on “Upload Board Resolution / Authority Letter” displayed under “e-Voting” tab in their login.
2. It is strongly recommended not to share your password with any other person and take utmost care to keep your password confidential. Login to the e-voting website will be disabled upon five unsuccessful attempts to key in the correct password. In such an event, you will need to go through the “[Forgot User Details/Password?](#)” or “[Physical User Reset Password?](#)” option available on www.evoting.nsdl.com to reset the password.

SUNRAJ DIAMOND EXPORTS LTD.

3. In case of any queries, you may refer the Frequently Asked Questions (FAQs) for Shareholders and e-voting user manual for Shareholders available at the download section of www.evoting.nsdl.com or call on.: 022 - 4886 7000 and 022 - 2499 7000 or send a request to (Name of NSDL Official) at evoting@nsdl.co.in

Process for those shareholders whose email ids are not registered with the depositories for procuring user id and password and registration of e mail ids for e-voting for the resolutions set out in this notice:

1. In case shares are held in physical mode please provide Folio No., Name of shareholder, scanned copy of the share certificate (front and back), PAN (self-attested scanned copy of PAN card), AADHAR (self-attested scanned copy of Aadhaar Card) by email to info@sunrajdiamonds.com
2. In case shares are held in demat mode, please provide DPID-CLID (16 digit DPID + CLID or 16 digit beneficiary ID), Name, client master or copy of Consolidated Account statement, PAN (self-attested scanned copy of PAN card), AADHAR (self-attested scanned copy of Aadhaar Card) to info@sunrajdiamonds.com. If you are an Individual shareholders holding securities in demat mode, you are requested to refer to the login method explained at **step 1 (A)** i.e. **Login method for e-Voting and joining virtual meeting for Individual shareholders holding securities in demat mode.**
3. Alternatively shareholder/members may send a request to evoting@nsdl.co.in for procuring user id and password for e-voting by providing above mentioned documents.
4. In terms of SEBI circular dated December 9, 2020 on e-Voting facility provided by Listed Companies, Individual shareholders holding securities in demat mode are allowed to vote through their demat account maintained with Depositories and Depository Participants. Shareholders are required to update their mobile number and email ID correctly in their demat account in order to access e-Voting facility.

THE INSTRUCTIONS FOR MEMBERS FOR e-VOTING ON THE DAY OF THE AGM ARE AS UNDER:-

1. The procedure for e-Voting on the day of the AGM is same as the instructions mentioned above for remote e-voting.
2. Only those Members/ shareholders, who will be present in the AGM through VC/ OAVM facility and have not casted their vote on the Resolutions through remote e-Voting and are otherwise not barred from doing so, shall be eligible to vote through e-Voting system in the AGM.
3. Members who have voted through Remote e-Voting will be eligible to attend the AGM. However, they will not be eligible to vote at the AGM.
4. The details of the person who may be contacted for any grievances connected with the facility for e-Voting on the day of the AGM shall be the same person mentioned for Remote e-voting.

INSTRUCTIONS FOR MEMBERS FOR ATTENDING THE AGM THROUGH VC/OAVM ARE AS UNDER:

1. Members will be provided with a facility to attend the AGM through VC/OAVM through the NSDL e-Voting system. Members may access by following the steps mentioned above for **Access to NSDL e-Voting system**. After successful login, you can see link of “VC/OAVM” placed under “**Join meeting**” menu against company name. You are requested to click on VC/OAVM link placed under Join Meeting menu. The link for VC/OAVM will be available in Shareholder/Member login where the EVEN of Company will be displayed. Please note that the members who do not have the User ID and Password for e-Voting or have forgotten the User ID and Password may retrieve the same by following the remote e-Voting instructions mentioned in the notice to avoid last minute rush.
2. Members are encouraged to join the Meeting through Laptops for better experience.
3. Further Members will be required to allow Camera and use Internet with a good speed to avoid any disturbance during the meeting.
4. Please note that Participants Connecting from Mobile Devices or Tablets or through Laptop connecting via Mobile Hotspot may experience Audio/Video loss due to Fluctuation in their respective network. It is therefore recommended to use Stable Wi-Fi or LAN Connection to mitigate any kind of aforesaid glitches.
5. Members who would like to express their views/have questions may send their questions in advance mentioning their name demat account number/folio number, email id, mobile number at info@sunrajdiamonds.com. The same will be replied by the company suitably.
6. Members who have any queries or any questions can email to the Company on info@sunrajdiamonds.com.

For and on behalf of the Board of Directors
Sd/-

ANSHUL GARG
Company Secretary
(Membership No. A43709)

Registered Office

616, 6th Floor, Prasad Chambers, Plot CS 1487,
Tata Road No. 2, Near Roxy Cinema,
Opera House, Girgaon, Mumbai-400004.
Date: 11th August, 2023.

SUNRAJ DIAMOND EXPORTS LTD.

EXPLANATORY STATEMENT PURSUANT TO SECTION 102 OF THE COMPANIES ACT, 2013.

Item No. 3

The Board of Directors of the Company, upon the recommendation of the Nomination and Remuneration Committee in their meeting held on 11th August, 2023 recommended the re-appointment of Mr. Pravin Dahyabhai Shah as an Independent Director of the Company for a period of five years ending on 25th September, 2028.

In the opinion of the Board, Mr. Pravin Dahyabhai Shah fulfils the conditions specified in the Companies Act, 2013 and SEBI Listing Regulations for re-appointment as an Independent Director and is independent of the management of the Company.

The Company has received a declaration from Mr. Pravin Dahyabhai Shah to the effect that he meets the criteria of independence as provided in Section 149(6) of the Act and Regulation 16(1)(b) of the SEBI(Listing Obligations and Disclosure Requirements) Regulations, 2015 ("SEBI Listing Regulations"), eligible to be re-appointed as Independent Director in the ensuing AGM.

Mr. Pravin Dahyabhai Shah has more than 40 years of experience in the field of Finance. Details of Mr. Pravin Dahyabhai Shah have been given in **Annexure-I** to this Notice.

In compliance with the provisions of Section 149 read with Schedule IV of the Act, the re-appointment of Mr. Pravin Dahyabhai Shah as an Independent Director is now being placed before the Members for their approval. Keeping in view the experience and expertise of Mr. Shah, the Board of Directors considers it desirable that the Company should avail of his services and accordingly recommends the Resolution set out in Item No. 3 for the approval of the Members.

Except Mr. Pravin Dahyabhai Shah and his relatives, none of the Directors and Key Managerial Personnel of the Company and their respective relatives is, in any way, concerned or interested, in the Resolution set out at Item No. 3 of this Notice.

For and on behalf of the Board of Directors
Sd/-

ANSHUL GARG

Company Secretary

(Membership No. A43709)

Registered Office

616, 6th Floor, Prasad Chambers, Plot CS 1487,
Tata Road No. 2, Near Roxy Cinema,
Opera House, Girgaon, Mumbai-400004.
Date: 11th August, 2023.

ANNEXURE - I

**Details of Directors seeking Re-appointment at the Annual General Meeting.
(Pursuant to the SEBI Listing Regulations and Secretarial Standard-2 on "General Meetings")**

1.	Name of Director	Mr. Sunny Sunil Gandhi	Mr. Pravin Dahyabhai Shah
2.	Director Identification Number (DIN)	00695322	08000282
3.	Date of Birth	25/12/1982	01/04/1950
4.	Date of Appointment	01/10/2006	14/12/2017
5.	Brief Resume of Director	Mr. Sunny Gandhi has completed his B.Com. and has obtained training in manufacturing and assortment of rough and polished diamonds.	More than 40 years of experience in Finance
6.	Nature of Expertise in specific functional areas	Business Development, Business Operations, Finance & Management.	S.S.C
7.	Disclosure of Relationships between director inter-se	Director is husband of Mrs. Shruti Sunny Gandhi	Nil
8.	Directorship in Other Companies	Sunraj Investment And Finance Private Limited	Nil
9.	Committee position held in other companies	Nil	Nil
10.	Shareholding in the Company (No. of shares)	16,00,000	Nil

SUNRAJ DIAMOND EXPORTS LTD.

DIRECTORS' REPORT

To,
The Members,
Your Directors have pleasure in presenting the 33rd Annual Report and Audited Statement of Accounts of your Company for the year ended 31st March, 2023.

FINANCIAL RESULTS:

The salient features of the Company's working for the year under review are as under:

(Rs. in hundreds)

Particulars	Standalone		Consolidated
	Year Ended 31.03.2023	Year Ended 31.03.2022	Year Ended 31.03.2023
Sales and other Income	2,66,749.80	4,84,271.71	2,09,179.80
Profit /(Loss) before Interest and Depreciation	96,011.83	48,004.97	36,715.28
Less: Interest Expenses	794.32	16,613.29	794.32
Profit/(Loss) before Depreciation	95,217.51	31,391.69	35,920.95
Less: Depreciation	2,313.43	584.53	2,313.43
Profit/(Loss) Before Taxation	92,904.08	30,807.16	33,607.52
Less: Provision for Taxation (net)	208.07	NIL	208.07
Less/Add: Deferred Tax	(271.27)	1,398.86	(271.27)
Profit/(Loss) for the year	92,967.28	29,408.30	33,670.72
Add: Reserves & Surplus brought forward from Previous year	(3,92,852.54)	(422,260.84)	(457,888.37)
Balance carried to Balance sheet	<u>(2,99,885.26)</u>	<u>(392,852.54)</u>	<u>(424,217.65)</u>

Operations

Your Company has recorded a turnover of Rs. 1,36,899.87/- (Amount in Hundreds) during the year under review as opposed to Rs. 4,38,225.12 (Amount in Hundreds) in the previous year, a decrease of 68.76% as compared to previous year.

Dividend

With a view to conserving the resources of your Company, your Directors have decided not to recommend Dividend for the year.

Material Changes and Commitment Affecting Financial Position of the Company

There are no material changes and commitments affecting the financial position of the Company which has occurred between the end of the financial year of the Company i.e. 31st March 2023, and the date of the Director's report.

Directorate

In accordance with the Companies Act, 2013 and the Articles of Association of your Company, Mr. Sunny Gandhi (DIN: 00695322) retires by rotation and is eligible for re-appointment.

The Board recommends the re-appointment of Mr. Pravin Dahyabhai Shah as an Independent Director of the Company for a further period of 5 years.

Brief profiles of the Director seeking re-appointment are annexed to the Notice in Annexure-I.

Board Evaluation

The Board has carried out an annual performance evaluation of the Directors individually including Independent Directors, Board as a whole and of its various committees on parameters such as skills, knowledge, participation in meetings, contribution towards Corporate Governance practices, compliance with code of ethics etc.

Independent Directors have carried out performance evaluation of non-independent Directors, Chairman of the Board and Board as a whole with respect to knowledge to perform the role, time and level of participation, performance of duties and level of oversight and professional conduct and independence.

The Directors expressed their satisfaction with the evaluation process.

Meetings

During the year Six (6) Board Meetings were convened and held. The details thereof are given in the Corporate Governance Report. The intervening gap between the meetings was within the period prescribed under the Companies Act, 2013 and Regulation 17 of SEBI (Listing Obligations and Disclosure Requirements) Regulations, 2015.

Key Managerial Personnel

Pursuant to the provisions of Section 203 of the Companies Act, 2013 Mr. Sunny Gandhi, Wholetime Director; Mr. Prakash Indulal Mehta, Chief Financial Officer and Mr. Anshul Garg, Company Secretary are the Key Managerial Personnel of the Company.

Declaration by Independent Directors

Necessary declarations have been obtained from all the Independent Directors under Section 149 (6) of the Companies Act, 2013 and Regulations 16(1) (b) of Securities and Exchange Board of India (Listing Obligations and Disclosure Requirements) Regulations, 2015.

SUNRAJ DIAMOND EXPORTS LTD.

Subsidiary, Joint Venture or Associate Companies

Your Company has a wholly owned foreign subsidiary Company in Dubai at the Dubai Multi Commodities Centre (DMCC), UAE in the name of SUNRAJ DIAMONDS DMCC.

Pursuant to Section 129(3) of the Companies Act, 2013 read with Rule 5 of the Companies (Accounts) Rules, 2014, the statement containing salient features of the Financial statements of the Company's Subsidiaries (in Form AOC-1)- **Annexure-A to this report** is forming part of the Consolidated Financial Statement.

Pursuant to Section 136 of the Companies Act, 2013 the Company is exempted from attaching to its Annual Report of the Subsidiary Company viz. SUNRAJ DIAMONDS DMCC as the same is listed on the website of the company.

The financial statement of the subsidiary Company is kept open for inspection for the shareholders at the Registered Office of the Company. The Company shall provide the copy of the financial statement of its subsidiary company to the shareholders upon their request free of cost.

During the financial year ended 31st March, 2023, the Company has not entered into any related party transactions ("RPT") requiring the approval of the Board of Directors pursuant to Section 188(1) of the Companies Act, 2013.

Further, no RPT, exceeding the applicable threshold prescribed pursuant to Rule 15(3) (a) of the Companies (Meetings of Board and its Powers) Rules, 2014, requiring member's approval was entered into by the Company during the financial year 2022-23.

There being no related party transaction requiring the approval pursuant to Section 188 of the Companies Act, 2013, the disclosure in **Form AOC 2** is not required to be annexed to this report.

Particulars of Loans, Guarantees or Investments

There were no loans, guarantees or investments made by the Company under Section 186 of the Companies Act, 2013, during the year under review and hence the said provision is not applicable.

ANNUAL RETURN

In accordance with the provisions of the Companies Act, 2013, the annual return in the prescribed format (Form MGT-7) is listed at the website of the Company www.sunrajdiamonds.com.

Business Risk Management

The Company manages and monitors principal risks and uncertainties that can impact ability of the Company to achieve its targets/ objectives. Timely reports are placed before the board for considering various risks involved in the Company business/operations. The

Board evaluates these reports and necessary/corrective actions are then implemented.

A brief report on risk evaluation and management is provided under Management's Discussion and Analysis Report forming part of this Annual Report as **Annexure-B**.

Internal Financial Controls

The Company has in place, adequate systems and procedures, commensurate with size of the Company, for implementation of internal financial control across the organization which enables the Company to ensure that these controls are operating effectively.

Conservation of Energy, Technology Absorption and Foreign Exchange Earning and Outgo

Conservation of energy is of utmost significance to the Company. Operations of the Company are not energy intensive. However, every effort is made to ensure optimum use of energy by using energy- efficient computers, processes and other office equipment. Constant efforts are made through regular/ preventive maintenance and upkeep of existing electrical equipment to minimize breakdowns and loss of energy.

The Company is continuously making efforts for induction of innovative technologies and techniques required for the business activities.

Particulars with regards to foreign exchange expenditure and earning are given in Notes No. 26 of the notes to the accounts.

Corporate Social Responsibility (CSR)

The Company has not developed and implemented any Corporate Social Responsibility initiatives as the provisions of Section 135 of the Companies Act, 2013 are not applicable to the Company.

Director's Responsibility Statement

Pursuant to Section 134(3) (c) of the Companies Act, 2013 the Board of Directors of the Company confirms that-

- a)** In the preparation of the annual accounts for the year ended 31st March, 2023, the applicable accounting standards read with requirements set out under Schedule III to the Act, have been followed and there are no material departures from the same.
- b)** The Directors have selected such accounting policies and applied them consistently and made judgments and estimates that are reasonable and prudent so as to give a true and fair view of the state of affairs of the Company as at 31st March, 2023 and of the profit of the Company for the year ended on that date.
- c)** The Directors have taken proper and sufficient care for the maintenance of adequate accounting records in accordance with the provisions of the Act for safeguarding the assets of the Company and for preventing and detecting fraud and other irregularities.

SUNRAJ DIAMOND EXPORTS LTD.

- d) The Directors have prepared the annual accounts on a 'going concern' basis.
- e) Internal financial controls laid down in the Company were adequate and operating effectively.
- f) The Directors have devised proper systems to ensure compliance with the provisions of all applicable laws and that such system are adequate and operating effectively.

Share Registrar & Transfer Agent

The Company's Registrar & Transfer Agents for shares is Adroit Corporate Services Pvt. Ltd (ACSPL). ACSPL is a SEBI registered Registrar & Transfer Agent. The contact details of ACSPL are mentioned in the Report on Corporate Governance. Investors are requested to address their queries, if any to ACSPL; however, in case of difficulties, as always, they are welcome to contact the Company's Compliance Officer, the contact particulars of which are contained in the Report on Corporate Governance.

Deposit

Your Company has not accepted any deposit from the public during the year within the meaning of Section 73 to 76 of the Companies Act, 2013 read with Companies (Acceptance of Deposits) Rules, 2014.

Particulars of Employees

The Company does not have any employee covered under the provisions of Rule 5 (2) of The Companies (Appointment and Remuneration of Managerial Personnel) Rules, 2014, and therefore, this information has not been furnished as part of this Report.

The prescribed particulars of employees required under Rule 5(1) of the Companies (Appointment and Remuneration of Managerial Personnel) Rules, 2014 is attached as **Annexure-C** and forms a part of this Report of the Directors.

Vigil Mechanism

The Company has a Vigil Mechanism and Whistle-Blower Policy to deal with instances of fraud and mis-management, if any, and conducting business with integrity, including in accordance with all applicable laws and regulations.

Auditors

The Board of Directors informs that M/s. Govind Prasad and Co., Chartered Accountants having Firm Registration No 114360W will act as the Statutory Auditor of the Company for the FY 2023-2024.

Auditors' Report

The Auditors' Report to the shareholders does contain reservation, qualification and adverse remark as under:

Sr No	Qualifications made by Auditor	Explanations by the Board
1.	The Company has not made the provision of employee cost with reference to the retirement benefits of the employees.	The Opinion of the Auditor is Self-explanatory and Company is in process of complying the same and necessary compliance will be done in due course.

Secretarial Audit

Pursuant to the provisions of Section 204 of the Companies Act, 2013 and the Companies (Appointment and Remuneration of Managerial Personnel) Rule, 2014 the Company has appointed M/s. Kiran Doshi & Co., Company Secretary in Practice (Peer Reviewed Firm **1977/2022**) to undertake the Secretarial Audit of the Company. The Secretarial Audit Report in the prescribed Form No. MR-3 is annexed herewith as **Annexure-D**.

QUALIFICATION IN SECRETARIAL AUDIT REPORT AND EXPLANATIONS BY THE BOARD:

Qualifications made by Secretarial Auditor	Explanations by the Board
a. The Company failed to file the Audited Consolidated Financial Results along with the Audit Report and Statement on Impact of Audit Qualifications for Financial Year ended 31st March, 2022 within 60 days from the end of Financial Year.	Company filed the Audited Consolidated Financial Results along with the Audit Report and Statement on Impact of Audit Qualifications for Financial Year ended 31st March, 2022 on 30th July, 2022.
b. The Company failed to file intimation under Regulation 30 of SEBI LODR with regards to appointment of Mr. Prakash Mehta as the Chief Financial Officer of the Company and the same was filed with a delay of 48 days.	Company complied with the regulation with a delay of 48 days.

General

Your Directors state that no disclosure or reporting is required in respect of the following items as there were no transactions on these items during the year under review:

- a) Issue of equity shares with differential rights as to dividend, voting or otherwise.
- b) Issue of shares (including sweat equity shares) to employees of the Company under any scheme.
- c) The Whole-time Director of the Company receive any remuneration or commission from any of its subsidiaries.
- d) No significant or material orders were passed by the Regulators or Courts or Tribunals which impact the going concern status and Company's operations in future.

SUNRAJ DIAMOND EXPORTS LTD.

- e) During the year under review, there were no cases filed or reported pursuant to the Sexual Harassment of Women at Workplace (Prevention, Prohibition and Redressal) Act, 2013.

Penalties

- a) Due to Covid-19 there was a delay in conducting the Annual General Meeting for the year ended 31st March, 2020 for which the company had approached the Regional Director Western Region, Mumbai for compounding the said offence. The Company received an order for compounding the said offence on 25th April, 2023 and the stipulated compounding fees had been paid.
- b) Bombay Stock Exchange (BSE) has levied a fine for non-compliance of Regulation 33 of SEBI LODR Regulations. The Company had made a request to BSE for adjusting the same with an advance (waived amount already paid) of the Company available with BSE.

Acknowledgement

The Directors wish to take this opportunity to express their sincere thanks to the Company's Bankers for their valuable support and the Shareholders for their unflinching confidence in the Company.

Corporate Governance:

Pursuant to Regulation 15(2) of SEBI LODR Regulations, the compliance with the corporate governance provisions is not applicable to the Company. However to provide our shareholders with a comprehensive and detailed information, a report on Corporate Governance forms part of this Annual Report. The Auditors' Certificate on compliance with Corporate Governance requirements by the Company is attached to the Report on Corporate Governance.

For and on behalf of the Board of Directors

Sd/-

Sd/-

SUNNY GANDHI

SHRUTI GANDHI

Wholetime Director

Director

DIN: 00695322

DIN: 06947535

Place: Mumbai

Dated: 11th August, 2023

ANNEXURE A TO DIRECTOR'S REPORT**Form AOC-1**

(Pursuant to first proviso to sub-section (3) of section 129 read with rule 5 of Companies (Accounts) Rules, 2014)

Statement containing salient features of the financial statement of subsidiaries/ associate companies/joint ventures

Part "A": Subsidiaries

(Information in respect of each subsidiary to be presented with amounts in Rs.)

Sl. No.	Particulars	Details
1	Name of the subsidiary	Sunraj Diamond DMCC
2	Reporting period for the subsidiary concerned, if different from the holding company's reporting period	April - March
3	Reporting currency and Exchange rate as on the last date of the relevant Financial year in the case of foreign subsidiaries	(USD) 82.21
4	Share capital	1,08,960
5	Reserves & surplus	(1,87,802)
6	Total assets	3,435
7	Total Liabilities	3,435
8	Investments	0
9	Turnover	0
10	Profit before taxation	(2,100)
11	Provision for taxation	0
12	Profit after taxation	(2,100)
13	Proposed Dividend	0
14	% of shareholding	100.00%

Notes: The following information shall be furnished at the end of the statement:

1. Names of subsidiaries which are yet to commence operations
2. Names of subsidiaries which have been liquidated or sold during the year.

SUNRAJ DIAMOND EXPORTS LTD.

Part “B”: Associates and Joint Ventures

Statement pursuant to Section 129 (3) of the Companies Act, 2013 related to Associate Companies and Joint Ventures

Name of associates/Joint Ventures	-
Latest audited Balance Sheet Date	-
Shares of Associate/Joint Ventures held by the company on the year end	-
No.	-
Amount of Investment in Associates/Joint Venture	-
Extend of Holding%	-
Description of how there is significant influence	-
Reason why the associate/joint venture is not consolidated	-
Net worth attributable to shareholding as per latest audited Balance Sheet	-
Profit/Loss for the year	-
Considered in Consolidation	-
Not Considered in Consolidation	-

1. Names of associates or joint ventures which are yet to commence operations.
2. Names of associates or joint ventures which have been liquidated or sold during the year.

For and on behalf of the Board of Directors

Sd/-

SUNNY GANDHI

Wholetime Director

DIN: 00695322

Sd/-

SHRUTI GANDHI

Director

DIN: 06947535

Place: Mumbai

Dated: 11thAugust, 2023

MANAGEMENT DISCUSSION AND ANALYSIS

A) Industry Structure and Development:

The industry during the year 2022 – 2023 saw a volatile period. The prices of Raw Materials and Finished products saw a steady decline during the FY. Key markets of the US, Europe and the Far East saw a decline in demand, which was the major cause of the price corrections. Manufacturing activity has been subdued and mass layoffs in the cutting industry hints at difficult periods ahead. We foresee a year of sluggishness with weak to low demand for Diamonds.

B) Opportunities and Threats

The continuing war in Russia has affected a steady flow of Raw Materials to the Industry. Russia being one of the largest suppliers of Raw Materials has seen declining stocks being sold as the increasing sanctions have reduced the volume of raw materials from the mining company. Payments to Russia have been affected due to these sanctions. This has created a scarcity of good quality raw materials and the demand for Russia rough diamonds remains high in the smaller sized goods. Your company continues to maximize this opportunity for selling smaller sizes of rough diamonds.

The small and medium cutters were heavily reliant on the Russian raw materials. Without adequate supply, the revival of the SME sector will continue to be a hugely critical area as they look for alternate sources of raw material. Global markets like the US, China and Europe which were the traditional heavyweights of the industry are facing a severe cost of living crisis with Inflation being a major reason why luxury goods would not be on the priority list of purchases. This would ultimately put downward pressure on the Diamond Industry.

C) Segment-wise Performance

The Company currently has only one business segment viz. trading in cut and polished diamonds and hence product-wise performance is not provided.

D) Outlook

The Indian Diamond Industry is now dealing with the continued existence of Lab Grown CVD Diamonds. Together with this the scarcity of Russian raw materials will also be a very big issue in the coming months. The sudden fall in demand from the US, China and Europe will take its toll on the industry and a period of recession is expected in the current FY. This will continue to be a short-term challenge for the trade. We expect 2023 – 2024 to be a difficult year for the trade, bringing a lower business volume.

SUNRAJ DIAMOND EXPORTS LTD.

E) Risk and Concerns

The Company identifies liquidity issues, sluggish sales due to the weak demand from major markets of the world.

F) Internal Control Systems and their Adequacy

The Company has a satisfactory internal control system, the adequacy of which has been mentioned in the Auditors' Report.

G) Human Resources

There has been no material development on the Human Resource / Industrial relations front during the year.

ANNEXURE-C

DETAILS PERTAINING TO REMUNERATION AS REQUIRED UNDER SECTION 197(12) OF THE COMPANIES ACT, 2013 READ WITH RULE 5 OF THE COMPANIES (APPOINTMENT AND REMUNERATION OF MANAGERIAL PERSONNEL) AMENDMENT RULES, 2016

I. Details of Remuneration of employees as per Rule 5(1) of the Companies (Appointment and Remuneration of Managerial Personnel) Amendment Rules, 2016.

The percentage increase in remuneration of each Director, Chief Executive Officer and Chief Financial Officer during the financial year 2022-23, ratio of the remuneration of each Director to the median remuneration of the employees of the Company for the financial year 2022-23 are as under:

Sr. No.	Name of Director/KMP and Designation	Remuneration of Director/ KMP for financial year 2022-2023	% increase in Remuneration in the financial year 2022-2023
1	Mr. Sunny Gandhi (Whole Time Director)	Nil	Nil
2	Mr. Prakash Indulal Mehta	Nil	Nil

- (ii) The median remuneration of employees of the Company during the financial year 2022-23 was Rs. 2,99,000/-
- (iii) In the financial year 2022-23, there was a decrease of 0.43% in the median remuneration of employees.
- (iv) There were 5 permanent employees on the rolls of Company as on 31st March, 2023.
- (v) Average percentage increase made in the salaries of employees other than the managerial personnel in the financial year 2022-23 is 19.26%
- (vi) The key parameters for the variable component of remuneration availed by the Directors:
There is no variable component of remuneration availed by the Directors.
- (vii) It is hereby affirmed that no remuneration was paid to the Whole Time Director of the Company for the year ended 31st March, 2023.

SUNRAJ DIAMOND EXPORTS LTD.

II. Details of Remuneration of Top 10 Employees as per Rule 5(2) and 5(3) of the Companies (Appointment and Remuneration of Managerial Personnel) Rules, 2014 and amendments thereof.

Sr No	Employee Name	Designation	Educa-tion	Age	Experi-ence (In Years)	Date of Joining	Gross Remunera-tion p.a. (Paid in Rs)	Previous Employ-ment
1	Ms. Yogita Pednekar	Accountant	B.com	45	14	20/07/2009	5,04,000	NIL
2	Mr. Bhavya Doshi	Accountant	B.com	28	4	02/01/2020	4,80,000	NIL
3	Mr. Anshul Garg	Compliance Officer	C.S.	35	5	01/05/2019	2,99,000	NIL
4	Mr. Subhash Malekar	Administrative Staff	SSC	49	14	16/06/2009	2,52,000	NIL
5	Mr. Tushar Ghedad	Administrative Staff	HSC	34	12	01/04/2011	2,40,000	NIL

Form No. MR-3

SECRETARIAL AUDIT REPORT FOR THE FINANCIAL YEAR ENDED 31st MARCH, 2023

[Pursuant to section 204(1) of the Companies Act, 2013 and Rule No.9 of the Companies (Appointment and Remuneration of Managerial Personnel, Rules 2014)]

To,
The Members,
Sunraj Diamond Exports Limited
616, 6th Floor, Prasad Chambers,
Plot Cs 1487, Tata Road No. 2,
Near Roxy Cinema, Opera House,
Girgaon, Mumbai- 400004.

We have conducted the Secretarial Audit of the compliance of applicable statutory provisions and the adherence to good corporate practices by Sunraj Diamond Exports Limited (CIN:L36912MH1990PLC057803) (hereinafter called the Company). Secretarial Audit was conducted in a manner that provided us a reasonable basis for evaluating the corporate conducts / statutory compliances and expressing our opinion thereon.

Based on our verification of the Company's books, papers, minute books, forms and returns filed and other records maintained by the Company and also the information provided by the Company, its officers, agents and authorized representatives during the conduct of Secretarial Audit, we hereby report that in my opinion, the Company has, during the audit period comprising the Company's financial year ended on 31st March, 2023 generally complied with the statutory provisions listed hereunder and also that the Company has proper Board processes and compliance mechanism in place to the extent, in the manner and subject to the reporting made hereinafter:

We have examined the books, papers, minute books, forms and returns filed and other records maintained by Sunraj Diamond Exports Limited for the Company's financial year ended on 31st March, 2023 according to the provisions of:

- (i)** The Companies Act, 2013 (the Act) and the rules made thereunder;
- (ii)** The Securities Contracts (Regulation) Act, 1956 ('SCRA') and the rules made thereunder;
- (iii)** The Depositories Act, 1996 and the Regulations and Bye-laws framed thereunder;
- (iv)** The following Regulations and Guidelines prescribed under the Securities and Exchange Board of India Act, 1992 ('SEBI ACT'):-
 - (a)** The Securities and Exchange Board of India (Substantial Acquisition of Shares and Takeovers) Regulations, 2011;
 - (b)** The Securities and Exchange Board of India (Prohibition of Insider Trading) Regulations, 2015;

SUNRAJ DIAMOND EXPORTS LTD.

- (c) The Securities and Exchange Board of India (Issue of Capital and Disclosure Requirements) Regulations, 2018 - **Not Applicable during the Audit Period;**
- (d) The Securities and Exchange Board of India (Listing Obligations and Disclosure Requirements) Regulations, 2015;
- (e) The Securities and Exchange Board of India(Share Based Employee Benefits and Sweat Equity) Regulations, 2021- **Not Applicable to the Company during the Audit Period;**
- (f) The Securities and Exchange Board of India (Issue and Listing of Non-Convertible Securities) Regulations, 2021 - **Not Applicable to the Company during the Audit Period;**
- (g) The Securities and Exchange Board of India (Registrars to an Issue and Share Transfer Agents) Regulations, 1993 regarding the Companies Act and dealing with client;
- (h) The Securities and Exchange Board of India (Delisting of Equity Shares) Regulations, 2021 - **Not Applicable to the Company during the Audit Period;**
- (i) The Securities and Exchange Board of India (Buyback of Securities)Regulations, 2018 - **Not Applicable to the Company during the Audit Period;**

As per information provided by the management, there are no other laws specifically applicable to the Company.

We have also examined compliance with the applicable clauses of the following:

- i) Secretarial Standards issued by The Institute of Company Secretaries of India.
- ii) SEBI (Listing Obligations and Disclosure Requirements) Regulations, 2015

During the period under review and as per the explanations and clarifications given to us and the representations made by the Management, the Company has generally complied with the provisions of the Act, Rules, Regulations, Guidelines, Standards, etc. mentioned above subject to the following qualifications:

- a. *The Company failed to file the Audited Consolidated Financial Results along with the Audit Report and Statement on Impact of Audit Qualifications for Financial Year ended 31st March, 2022 within 60 days from the end of Financial Year.*
- b. *The Company failed to file intimation under Regulation 30 of SEBI LODR with regards to appointment of Mr. Prakash Mehta as the Chief Financial Officer of the Company and the same was filed with a delay of 48 days.*

We Further Report that during the year under review

The Board of Directors of the Company is duly constituted with proper balance of Executive Directors, Non-Executive Directors and Independent Directors and Woman Director.

Adequate notice is given to all directors to schedule the Board Meetings, agenda and detailed notes on agenda were sent at least seven days in advance, and where the same were given

at shorter notice than seven days, prior consent thereof were obtained and a system exists for seeking and obtaining further information and clarifications on the agenda items before the meeting and for meaningful participation at the meeting.

Decisions at the Board Meetings were taken unanimously.

We further report that the systems and processes in the Company are adequate to commensurate with the size and operations of the Company to monitor and ensure compliance with applicable laws, rules, regulations and guidelines.

We further report that during the audit period, the Company has not undertaken any event/action having a major bearing on the Company's affairs in pursuance of the above referred laws, rules, regulations, guidelines, standards, etc. except the following as detailed hereunder:

- (i) Mr. Sunny Gandhi was re-appointed as Whole-Time Director - Executive Director of the Company w.e.f. 01st October, 2022.
- (ii) The Company had approached Regional Director, Western Region, Mumbai Bench for compounding of offence u/s 441 r/w 96 of the Companies Act, 2013 for delay in holding 30th Annual General Meeting of the Company and has received the compounding order on 25th April, 2023.
- (iii) Bombay Stock Exchange (BSE) has levied a fine of Rs.2,71,400/- for non-compliance of Regulation 33 of SEBI LODR Regulations (delay in filing Audited Consolidated Financial Results for year ended 31st March, 2022). The Company has made a request to BSE for adjusting the said penalty amount against the other payables by BSE and Company is yet to receive reply from BSE.

FOR KIRAN DOSHI & CO

Company Secretaries

Sd/-

KIRAN P. DOSHI

(Proprietor)

CP. No. : 9890 ACS No.: 23985

Peer Reviewed Firm: 1977/2022

UDIN No.: A023985E000415310

Place: Mumbai

Date: 29th May, 2023.

Note: This report is to be read with our letter of even date which is annexed to this report as Annexure - 1 and forms an integral part of this report.

SUNRAJ DIAMOND EXPORTS LTD.

Annexure I

- To**
The Members,
Sunraj Diamond Exports Limited
616, 6th Floor, Prasad Chambers,
Plot Cs 1487, Tata Road No. 2,
Near Roxy Cinema, Opera House,
Girgaon, Mumbai- 400004.
1. Our report of even date is to be read along with this letter. Maintenance of secretarial record is the responsibility of the management of the company. Our responsibility is to express an opinion on these secretarial records based on our audit.
 2. We have followed the audit practices and processes as were appropriate to obtain reasonable assurance about the correctness of the contents of the Secretarial records. The verification was done on test basis to ensure that correct facts are reflected in secretarial records. We believe that the processes and practices, we followed provide a reasonable basis for our opinion.
 3. We have not verified the correctness and appropriateness of financial records and Books of Accounts of the company.
 4. Where ever required, we have obtained the Management representation about the compliance of laws, rules and regulations and happening of events etc.
 5. The compliance of the provisions of Corporate and other applicable laws, rules, regulations, standards is the responsibility of management. Our examination was limited to the verification of procedures on test basis.
 6. The Secretarial Audit report is neither an assurance as to the future viability of the company nor of the efficacy or effectiveness with which the management has conducted the affairs of the company.

FOR **KIRAN DOSHI & CO.**

Company Secretaries

Sd/-

KIRAN P. DOSHI

(Proprietor)

CP. No.: 9890 ACS No.: 23985

Peer Reviewed Firm: 1977/2022

UDIN No.: A023985E000415310

Place: Mumbai

Date: 29th May, 2023

REPORT ON CORPORATE GOVERNANCE

A report for the financial year ended 31st March, 2023 on the compliance by the Company with the Corporate Governance requirements under the Securities and Exchange Board of India (Listing Obligations and Disclosure Requirements) Regulations, 2015 (hereinafter referred to as 'Listing Regulations'), is furnished below.

1. Company's Philosophy on code of Corporate Governance:

The Company believes that to be an effective business entity the organization has to recognize its responsibilities to the stakeholders and should be guided by the principles of just and efficient governance for mutual benefit. The Company's corporate philosophy imbibes the ideal of this principle and accordingly has endeavored to carry out all its operations in a transparent and fair manner.

The Company has adopted a Code of Conduct as required under SEBI (Listing Obligations and Disclosure Requirements) Regulations, 2015. The Directors have confirmed compliance with the code of conduct for the year ended 31st March, 2023.

In compliance with Regulation 26 of SEBI (Listing Obligations and Disclosure Requirements) Regulations, 2015, all members of the Board of Directors and Senior Management Personnel have affirmed compliance with the code of conduct of Board of Directors and Senior Management.

The relevant standards of Corporate Governance have been fully complied with by the Company.

2. Board of Directors:

Composition and size of the Board

The present strength of the Board is 4 out of which 1 is Non-executive Directors and 1 is Executive Director, and 2 are Independent Directors.

The size and composition of the Board conforms to the requirements of Section 149 of the Companies, Act, 2013. The provisions of Regulations 17 of SEBI (Listing Obligations and Disclosures Requirements), Regulations, 2015 ("LODR") do not apply to the Company.

The Independent Non-Executive Directors of the Company do not have any other material or pecuniary relationship or transactions with the Company, its promoters, or its management, which in the judgment of the Board may affect independence of judgment of the Directors. Non-Executive Directors are not paid any remuneration.

Mr. Sunny Gandhi, Whole time Director is the husband of Mrs. Shruti Gandhi, Director.

In the financial year 2022-2023, the Board met Six times. The Board Meetings were held on (1) 30th May, 2022 (2) 30th July, 2022, (3) 12th August, 2022, (4) 22nd August, 2022, (5) 11th November, 2022, (6) 09th February, 2023.

SUNRAJ DIAMOND EXPORTS LTD.

The composition of Board of Directors and their attendance at the Board Meetings during the year and at the last Annual General Meeting as also number of other directorship, committee memberships and chairmanships held by them, are given below:

Name of the Directors	Status i.e. Executive, Non-Executive and Independent	Shares Held	Members of Boards of Other Companies	Total Number of Committee Membership held		Number of Board Meeting held during the year		Whether attended last Annual General Meeting
				As Chair-man	As Mem-ber	Held	At- tended	
Mr. Sunny Gandhi	Promoter ED	16,00,000	Sunraj Investments & Finance Pvt.Ltd.	Nil	2	6	6	Yes
Mr. Pravin Shah	Independent Director	Nil	Nil	Nil	3	6	6	No
Mrs. Shruti Gandhi	Women Director NED	Nil	Nil	1	1	6	6	Yes
Mr. Shivil Kapoor	Independent Director	Nil	Nil	2	Nil	6	6	No

As provided under Regulation 25/26 of the SEBI Listing Regulations, none of the Independent Directors on Board acts as an Independent Director in more than seven listed entities, none of the Wholetime /Executive Directors on Board acts as Independent Director in more than three listed entities, none of the Directors are members in more than ten committees or acts as Chairman of more than five such committees.

Meeting of Independent Directors

The Independent Directors met once during the Financial Year 2022-23, without the presence of Executive Directors or Management Representatives. The issues and concerns, if any, of the meeting were then discussed with the Chairman

3. Audit Committee:

The present composition of the Audit Committee is as under:

Member	Position	No. of meetings held	No. of Meetings attended
Mr. Shivil Kapoor	Chairman	5	5
Mr. Pravin Shah	Member	5	5
Mr. Sunny Gandhi	Member	5	5

The above composition duly meets the requirements as per Section 177 of the Companies Act, 2013. The provisions of Regulation 18 of the SEBI (Listing Obligations and Disclosure Requirements) Regulations, 2015 do not apply to the Company. The Audit Committee

acts as a link between the management, external and internal Auditors and the Board of Directors.

The functions of the Audit Committee are as per Company Law. These include review of accounting and financial policies and procedure, review of financial reporting system, internal control procedures and risk management policies.

The Audit Committee met five times during the financial year 2022-23, on the following dates namely, (1) 30th May, 2022, (2) 30th July, 2022, (3) 12th August, 2022, (4) 11th November, 2022 (5) 09th February, 2023 and the frequency was as prescribed under applicable regulatory requirements and the gap between two Committee Meetings was not more than one hundred and twenty days.

4. Nomination and Remuneration Committee:

In compliance with the provisions of Section 178 of the Companies Act, 2013, the Board of Directors of the Company have constituted the “Nomination and Remuneration Committee.” The provisions of Regulation 19 of the SEBI (Listing Obligations and Disclosure Requirements) Regulations, 2015 do not apply to the Company.

The Nomination and Remuneration Committee acts in accordance with the prescribed provisions of Section 178 of the Companies Act, 2013. The terms of reference of the Nomination and Remuneration Committee as approved by the Board of Directors are briefly set out below:

- To identify persons who are qualified to become directors and who may be appointed in senior management in accordance with the criteria laid down, recommended to the Board for their appointment and removal;
- To formulate the criteria for determining qualifications, positive attributes and independence of a director and recommend to the Board a policy, relating to the remuneration for the directors, key managerial personnel and other employees;
- To formulate criteria for evaluation of Independent Directors and the Board and to carry out evaluation of every director’s performance; and
- To devise a policy on Board diversity.

During the year under review the following Directors were the Members of the Nomination and Remuneration Committee.

Member	Position	No. of Meetings held	No. of Meetings attended
Shivil Kapoor	Chairman	2	2
Pravin Shah	Member	2	2
Shruti Gandhi	Member	2	2

The Company also has a Nomination and Remuneration Policy.

SUNRAJ DIAMOND EXPORTS LTD.

The Company has also devised a familiarization program for the Independent Directors to help them understand the Company, its management, roles and responsibilities in the Company, operations of the Company etc.

The Nomination and Remuneration Committee met twice during the financial year 2022-23, on 22nd August, 2022 & 09th February, 2023.

The details of remuneration paid to Directors/ Executive Directors for the financial year ended 31st March, 2023 are set out below:

Wholetime/ Executive Directors

Name	Salary
Mr. Sunny Gandhi	NIL
Total	NIL

The Company has not issued any stock options.

5. Stakeholders Relationship Committee.

The Stakeholder's Relationship Committee has been constituted to consider and resolve the grievances of the security holders of the Company including complaints related to transfer of shares, non-receipt of annual report etc.

During the year under review the following Directors were the Members of the Stakeholders Relationship Committee.

Member	Position	No. of Meetings held	No. of Meetings attended
Shruti Gandhi	Chairperson	4	4
Pravin Shah	Member	4	4
Sunny Gandhi	Member	4	4

Stakeholders Relationship Committee met four times during the financial year 2022-23, on the following dates namely, (1) 30th May, 2022, (2) 12th August, 2022, (3) 11th November, 2022, (4) 09th February, 2023 and the frequency was as prescribed under applicable regulatory requirements and the gap between two Committee Meetings was not more than one hundred and twenty days.

During the financial year, no complaints were received from the shareholders of the Company.

The Particulars of Investors, grievances received and redressed during the year are furnished below:

Sr. NO.	Nature of Complaints	No. of Complaints		
		Received	Resolved	Pending as on 31/03/2023
1)	Non receipt of Annual Report	NIL	NIL	NIL
2)	Complaints relating to Dematerialization of Shares	NIL	NIL	NIL
3)	Non - receipt of Shares certificates After transfer / duplicate / Name correction	NIL	NIL	NIL
4)	Others	NIL	NIL	NIL
	TOTAL	NIL	NIL	NIL

6. General Body Meetings

The details of Annual General Meetings held during last three years are as under:-

Financial Year	Day and Date	Location	Time
2021-2022	Friday, 30 th September, 2022	Video Conferencing/ Audio Visual Means	11:30 a.m.
2020-2021	Thursday, 30 th September, 2021	Video Conferencing/ Audio Visual Means	11:30 a.m.
2019-2020	Wednesday, 05 th May, 2021	Video Conferencing/ Audio Visual Means	11:00 a.m.

Business

During last year, there was no business, which had to be conducted through a postal ballot. At present, the Company does not have any resolution to be decided by the members by postal ballot.

SPECIAL RESOLUTIONS PASSED:

1. In 2019 - 2020 AGM: No Special Resolution passed
2. In 2020 - 2021 AGM: No Special Resolution passed
3. In 2021 - 2022 AGM: Special Resolution was passed for re-appointment of Mr. Sunny Gandhi as a Whole-time Director for a term of 3 years commencing from 01st October, 2022 was passed at the AGM held on 30th September, 2022.

7. Disclosures

1. Related Party Transactions

There are related party transactions i.e. transactions of the Company with its Promoters, Directors or Management, their associate companies or relatives, not conflicting with Company's interest, the details of which have been shown in Note

No. 28 of Financial Statements, Notes forming part of the Accounts for the year ended 31st March, 2023.

The Company has not entered into any transaction of material nature with the promoters, directors or the management, their subsidiaries or relatives, etc. that may have potential conflict with the interests of the Company at large. The register of contracts containing transactions, in which directors are interested, is placed before the board regularly.

2. Code of Conduct

The Board of Directors of the Company has laid down Codes of Conduct for Directors, Senior Management & Employees.

All Board Members and Senior Management personnel have affirmed compliance with the Code of conduct for the year under review. A Declaration signed by CFO /Director to this effect is annexed to this report.

3. CEO/CFO Certification

As required under Regulation 17(8), of the SEBI (Listing Obligations and Disclosure Requirements) Regulations, 2015 the CFO has given a certificate to the Board in the prescribed format for the year ended 31st March, 2023.

4. Risk Management

The Audit Committee and the Board periodically discuss the significant business risks identified by the Management and review the measures taken for their mitigation.

5. Statutory Compliance, Penalties and strictures

The Company has complied with all the requirements of regulatory authorities on matters relating to capital markets and no penalties/ structures have been imposed on the Company by the Stock Exchange or SEBI except as below:

- a. For the Financial Year March 2014 under Regulation 34 of Securities and Exchange Board of India (Listing Obligations and Disclosure Requirements) Regulations, 2015, the penalty amount of Rs. 12,980 of which 12,360 is paid & a nominal amount of Rs. 620 remains unpaid.
- b. For the Financial Year March 2022 under Regulation 33 of Securities and Exchange Board of India (Listing Obligations and Disclosure Requirements) Regulations, 2015, there was a delay in submission of consolidated accounts & penalty of Rs. 2,71,400 was levied as on 15th July 2022, the same remains unpaid as the Company has requested the BSE to adjust the penalty amount with an advance (waived amount already paid) of the Company available with BSE.

- c. For Quarter ended 31st December, 2018 under Regulation 6 (1) of Securities and Exchange Board of India (Listing Obligations and Disclosure Requirements) Regulations, 2015, the penalty amount levied is Rs. 1,08,560 which remains unpaid.
- d. For Quarter ended 30th June, 2019 under Regulation 6 (1) of Securities and Exchange Board of India (Listing Obligations and Disclosure Requirements) Regulations, 2015, the penalty amount levied is Rs. 42,480 which remains unpaid.
- e. Due to Covid-19 there was a delay in conducting the Annual General Meeting for the year ended 31st March, 2020 for which the company had approached the Regional Director Western Region, Mumbai for compounding the said offence. Regional Director, Western Region, Mumbai levied an aggregate compounding fee of Rs. 3,70,000/- on the Company and 07 (Seven) applicant directors/officers of the Company which has been duly paid.

The Company received an order for compounding the said offence on 25th April, 2023 and the stipulated compounding fees had been paid.

6. Whistle Blower Policy

The Company encourages and opens door policy where employees have access to the Head of the Business/Function. In terms of Sunraj Diamond Exports Limited's Code of Conduct, any instance of non-adherence to the code of any other observed/unethical behavior is to be brought to the attention of the immediate reporting authority, who is required to report the same to the appropriate person.

7. Means of Communication

The Company files its financial results with the Stock Exchanges immediately after its approval by the Board. The Company is displaying the financial results on website. The Company has not sent the half yearly report to the Shareholders. No presentations were made to the institutional investors or analysts during the year under review.

8. General Shareholder Information

a.	AGM Day, Date, Time Venue	Tuesday, 26 th September, 2023, at 11.30 a.m. Video Conferencing (VC) / Other Audio Visual Means (OAVM)
b.	Financial Calendar	The Board of Directors of the Company approves the unaudited results for each quarter within such number of days as may prescribed under the Listing Regulations from time to time except in few cases.
c.	Book Closure Period	16 th September, 2023 - 26 th September, 2023

SUNRAJ DIAMOND EXPORTS LTD.

f) **Listing on stock Exchanges at:**

The Equity Shares of the Company are listed at the BSE Limited, Phiroze Jeejeebhoy Tower, Dalal Street, Mumbai 400 001.

g) **Stock/Company/Security/Common Code:**

BSE Limited

Code: 523425

h) **Demat ISIN No. for Depositories:** INE459D01014

i) **Market Price Data:**

High/Low of the Company's Shares traded in the BSE Limited, during the financial year 2022 - 2023 is furnished below:

Month & year	Company's Share Price	
	High	Low
April 2022	8.00	5.94
May 2022	8.46	7.00
June 2022	8.20	7.03
July 2022	7.74	7.00
August 2022	7.32	5.15
September 2022	7.47	6.50
October 2022	8.56	6.00
November 2022	7.70	6.05
December 2022	8.09	5.70
January 2023	8.28	6.45
February 2023	8.27	5.88
March 2023	6.98	5.61

j) **Registrar and Transfer Agents**

In compliance with the SEBI Directive for all listed Companies to have a common agency to handle physical and electronic share registry work the Company has appointed M/s. Adroit Corporate Services Private Limited as the Registrar and Transfer Agents. Accordingly all documents, transfer deeds, demat requests and other communications in relation thereto should be addressed to the R & T at its offices 18-20, Jaferbhoy Ind. Estate, 1st Floor, Makwana Road, Marol Naka, Andheri - (East), Mumbai - 400059.

Share transfers are registered and returned within a period of 15 days from the date of receipt, if the documents are clear in all respects. Officers of the Registrars and Transfer Agents have been authorized to approve transfers in addition to the officers of the Company.

Shareholding Pattern of the Company as on 31st March, 2023.

Sr. No.	Holders	No. of Shares Held	% of Total
A	Promoters Holding	19,87,721	37.29
B	Non-Institutional Investors	0	0.00
a	Bodies Corporate	27,602	0.52
b	Indian Public	31,62,480	59.33
c	NRI's	12,652	0.24
d	Others	1,39,945	2.62
	Total	53,30,400	100.00

Broad Shareholding Distribution as on 31st March, 2023.

No. of Shares	No of Holders	%to total	No. of Share	% to total
1 to 500	8514	94.34	1216167	22.81
501 to 1000	291	3.22	236896	4.44
1001 to 2000	110	1.22	164493	3.09
2001 to 3000	31	0.34	77605	1.46
3001 to 4000	13	0.14	48723	0.91
4001 to 5000	21	0.23	93587	1.76
5001 To 10000	19	0.21	127392	2.39
10001 and above	26	0.29	3365537	63.14
	9025	100	5330400	100

Dematerialization of Shares & Liquidity

As on 31st March, 2023, 80.40% of the Company's total shares representing 42,85,800 equity shares were held in dematerialized form.

SUNRAJ DIAMOND EXPORTS LTD.

Investor's Correspondence:

All inquiries, clarifications and correspondence should be addressed to the Compliance Officer at the following address:

Compliance Officer: Mr. Anshul Garg
616, 6th Floor, Prasad Chambers, Plot CS 1487,
Tata Road No. 2, Near Roxy Cinema, Opera House,
Girgaon, Mumbai - 400004.

8. COMPLIANCE OF NON-MANDATORY REQUIREMENTS

1) Chairman of the Board

The Company does not have a permanent Chairman. At every Board Meeting, a Director is elected as Chairman to preside over the meeting. Hence, there is no separate office in the Company for the post of Chairman.

2) Shareholders Rights

Half yearly results including summary of the significant events are not being sent to Shareholders of the Company.

3) Postal Ballot

No resolutions are being proposed to be passed by Postal Ballot

4) Audit Qualification.

Audit Qualifications as detailed in Statutory Auditor's Report are self-explanatory.

Sd/-

SUNNY GANDHI

Wholetime Director

DIN: 00695322

Sd/-

SHRUTI GANDHI

Director

DIN: 06947535

Place: Mumbai

Date: 11thAugust, 2023

Declaration on Code of Conduct

The Declaration for Code of Conduct in compliance with Regulation 26 and Schedule V of SEBI (Listing Obligations and Disclosure Requirements) regulations, 2015 is given below.

To,

The Members of

Sunraj Diamond Exports Limited

I, Mr. Sunny Gandhi, Wholetime Director of the Company, hereby confirm that, all Board Members and Senior Management of the Company have affirmed compliance with the Code of Conduct and Ethics for Directors and Senior Management of the Company in respect of the financial year 2022-2023.

For and on behalf of the Board of Directors

Sd/-

Sunny Gandhi

Wholetime Director

DIN: 00695322

Place: Mumbai

Date: 11thAugust, 2023

SUNRAJ DIAMOND EXPORTS LTD.

AUDITOR'S CERTIFICATE ON COMPLIANCE WITH THE CONDITIONS OF CORPORATE GOVERNANCE UNDER CLAUSE 49 OF THE LISTING AGREEMENT

To,

The Members of

SUNRAJ DIAMOND EXPORTS LIMITED.

We have examined the conditions of Corporate Governance by Sunraj Diamond Exports Limited for the year ended 31st March, 2023 as stipulated in Clause 49 of the Listing Agreement of the Company with the relevant Stock Exchange.

The compliance of the conditions of Corporate Governance is the responsibility of the management. Our examination was limited to a review of the procedure and implementation thereof adopted by the Company for ensuring the compliance of the conditions of Corporate Governance. It is neither an audit nor an expression of the opinion on the financial statements of the Company.

In our opinion and to the best of our information and according to the explanations given to us, we certify that the composition of the Board of Directors is duly constituted as stipulated in the abovementioned Listing Agreement.

We further state that such compliance is neither an assurance as to the future viability of the Company nor the efficiency or effectiveness with which the management has conducted the affairs of the Company.

For Govind Prasad & Co
Chartered Accountants
FRN NO: 114360W

Sd/-
Govind Prasad
Partner
Membership No.: 047948
UDIN: 23047948BGTRKU4869

Place: Mumbai

Date: 11thAugust, 2023.

Independent Auditor's Report

To the members of

Sunraj Diamond Exports Limited

I. Report on the audit of the standalone financial statements

1. Qualified Opinion

We have audited the accompanying Standalone Financial Statements of **Sunraj Diamond Exports Limited** ("the Company"), which comprise the Balance Sheet as at March 31, 2023, the Statement of Profit and Loss (including Other Comprehensive Income), the Statement of Changes in Equity and the Statement of Cash Flows for the year ended on that date, and notes to financial statement, including a summary of the significant accounting policies and other explanatory information (hereinafter referred to as "the Standalone Financial Statements").

In our opinion and to the best of our information and according to the explanations given to us, except for the effects of matters described in the *basis for qualified opinion* section of our report, the aforesaid Standalone Financial Statements give the information required by the Companies Act, 2013 ("the Act") in the manner so required and give a true and fair view in conformity with the Indian Accounting Standards prescribed under section 133 of the Act read with the Companies (Indian Accounting Standards) Rules, 2015, as amended, ("Ind AS") and other accounting principles generally accepted in India, of the state of affairs of the Company as at March 31, 2023, **the Profit** and total comprehensive income, changes in equity and its cash flows for the year ended on that date

2. Basis for Qualified Opinion

As per the note no. 31: Employee Benefits, the company has not made the provision of employee cost with reference to the retirement benefits of the employees. We conducted our audit of the Standalone Financial Statements in accordance with the Standards on Auditing (SAs) specified under section 143(10) of the Act (SAs). Our responsibilities under those Standards are further described in the Auditor's Responsibilities for the Audit of the Standalone Financial Statements section of our report. We are independent of the Company in accordance with the Code of Ethics issued by the Institute of Chartered Accountants of India (ICAI) together with the independence requirements that are relevant to our audit of the financial statements under the provisions of the Act and the Rules made thereunder, and we have fulfilled our other ethical responsibilities in accordance with these requirements and the ICAI's Code of Ethics. We believe that the audit evidence we have obtained is sufficient and appropriate to provide a basis for our audit opinion on the Standalone Financial Statements.

3. Key Audit Matters

Key audit matters are those matters that, in our professional judgment, were of most significance in our audit of the Standalone Financial Statements of the current period. These matters were addressed in the context of our audit of the Standalone Financial Statements as a whole, and in forming our opinion thereon, and we do not provide a separate opinion on these matters. We have not determined any key audit matters which needs specific mention.

4. Information Other than the Standalone Financial Statements and Auditor's Report Thereon

The Company's Board of Directors is responsible for the preparation of the other information. The other information comprises the information included in the Management Discussion and Analysis, Board's Report including Annexures to Board's Report, Business Responsibility Report, Corporate Governance and Shareholder's Information, but does not include the Standalone Financial Statements and our auditor's report thereon. Our opinion on the standalone financial statements does not cover the other information and we do not express any form of assurance conclusion thereon

In connection with our audit of the financial statements, our responsibility is to read the other information and, in doing so, consider whether the other information is materially inconsistent with the standalone Financial Statements or our knowledge obtained during the course of our audit or otherwise appears to be materially misstated. If, based on the work we have performed, we conclude that there is a material misstatement of this other information; we are required to report that fact. We have nothing to report in this regard.

5. Management's Responsibility for the Standalone Financial Statements

The Company's Board of Directors is responsible for the matters stated in section 134(5) of the Act with respect to the preparation of these Standalone Financial Statements that give a true and fair view of the financial position, financial performance, total comprehensive income, changes in equity and cash flows of the Company in accordance with the Ind AS and other accounting principles generally accepted in India. This responsibility also includes maintenance of adequate accounting records in accordance with the provisions of the Act for safeguarding the assets of the Company and for preventing and detecting frauds and other irregularities; selection and application of appropriate accounting policies; making judgments and estimates that are reasonable and prudent; and design, implementation and maintenance of adequate internal financial controls, that were operating effectively for ensuring the accuracy and completeness of the accounting records, relevant to the preparation and presentation of the standalone financial statements that give a true and fair view and are free from material misstatement, whether due to fraud or error.

In preparing the Standalone Financial Statements, management is responsible for assessing the Company's ability to continue as a going concern, disclosing, as applicable,

matters related to going concern and using the going concern basis of accounting unless management either intends to liquidate the Company or to cease operations, or has no realistic alternative but to do so. The Board of Directors are responsible for overseeing the Company's financial reporting process.

6. Auditor's Responsibilities for the Audit of the Standalone Financial Statements

Our objectives are to obtain reasonable assurance about whether the Standalone Financial Statements as a whole are free from material misstatement, whether due to fraud or error, and to issue an auditor's report that includes our opinion. Reasonable assurance is a high level of assurance, but is not a guarantee that an audit conducted in accordance with SAs will always detect a material misstatement when it exists. Misstatements can arise from fraud or error and are considered material if, individually or in the aggregate, they could reasonably be expected to influence the economic decisions of users taken on the basis of these Standalone Financial Statements.

As part of an audit in accordance with SAs, we exercise professional judgment and maintain professional skepticism throughout the audit. We also:

- i) Identify and assess the risks of material misstatement of the standalone financial statements, whether due to fraud or error, design and perform audit procedures responsive to those risks, and obtain audit evidence that is sufficient and appropriate to provide a basis for our opinion. The risk of not detecting a material misstatement resulting from fraud is higher than for one resulting from error, as fraud may involve collusion, forgery, intentional omissions, misrepresentations, or the override of internal control.
- ii) Obtain an understanding of internal financial controls relevant to the audit in order to design audit procedures that are appropriate in the circumstances. Under section 143(3)(i) of the Act, we are also responsible for expressing our opinion on whether the Company has adequate internal financial controls with reference to financial statements in place and the operating effectiveness of such controls
- iii) Evaluate the appropriateness of accounting policies used and the reasonableness of accounting estimates and related disclosures made by management
- iv) Conclude on the appropriateness of management's use of the going concern basis of accounting and, based on the audit evidence obtained, whether a material uncertainty exists related to events or conditions that may cast significant doubt on the Company's ability to continue as a going concern. If we conclude that a material uncertainty exists, we are required to draw attention in our auditor's report to the related disclosures in the Standalone Financial Statements or, if such disclosures are inadequate, to modify our opinion. Our conclusions are based on the audit evidence obtained up to the date of our auditor's report. However, future events or conditions may cause the Company to cease to continue as a going concern

SUNRAJ DIAMOND EXPORTS LTD.

- v) Evaluate the overall presentation, structure and content of the Standalone Financial Statements, including the disclosures, and whether the Standalone Financial Statements represent the underlying transactions and events in a manner that achieves fair presentation

Materiality is the magnitude of misstatements in the Standalone Financial Statements that, individually or in aggregate, makes it probable that the economic decisions of a reasonably knowledgeable user of the Standalone Financial Statements may be influenced. We consider quantitative materiality and qualitative factors in

- i) Planning the scope of our audit work and in evaluating the results of our work; and
- ii) To evaluate the effect of any identified misstatements in the Standalone Financial Statements.

We communicate with those charged with governance regarding, among other matters, the planned scope and timing of the audit and significant audit findings, including any significant deficiencies in internal control that we identify during our audit.

We also provide those charged with governance with a statement that we have complied with relevant ethical requirements regarding independence, and to communicate with them all relationships and other matters that may reasonably be thought to bear on our independence, and where applicable, related safeguards.

From the matters communicated with those charged with governance, we determine those matters that were of most significance in the audit of the Standalone Financial Statements of the current period and are therefore the key audit matters. We describe these matters in our auditor's report unless law or regulation precludes public disclosure about the matter or when, in extremely rare circumstances, we determine that a matter should not be communicated in our report because the adverse consequences of doing so would reasonably be expected to outweigh the public interest benefits of such communication

II. Report on Other Legal and Regulatory Requirements

- 1. As required by Section 143(3) of the Act, based on our audit we report that:
 - A. We have sought and obtained all the information and explanations which to the best of our knowledge and belief were necessary for the purposes of our audit
 - B. In our opinion, proper books of account as required by law have been kept by the Company so far as it appears from our examination of those books.
 - C. The Balance Sheet, the Statement of Profit and Loss including Other Comprehensive Income, Statement of Changes in Equity and the Statement of Cash Flow dealt with by this Report are in agreement with the relevant books of account
 - D. In our opinion, the aforesaid standalone financial statements comply with the Ind

AS specified under Section 133 of the Act, read with Rule 7 of the Companies (Accounts) Rules, 2014

- E. On the basis of the written representations received from the directors as on March 31, 2023 taken on record by the Board of Directors, none of the directors is disqualified as on March 31, 2023 from being appointed as a director in terms of Section 164 (2) of the Act.
- F. With respect to the adequacy of the internal financial controls with reference to financial statements of the Company and the operating effectiveness of such controls, refer to our separate Report in “Annexure B”. Our report expresses an unmodified opinion on the adequacy and operating effectiveness of the Company’s internal financial controls with reference to financial statements.
- G. With respect to the other matters to be included in the Auditor’s Report in accordance with the requirements of section 197(16) of the Act, as amended: In our opinion and to the best of our information and according to the explanations given to us, the remuneration paid by the Company to its directors during the year is in accordance with the provisions of section 197 of the Act.
- H. With respect to the other matters to be included in the Auditor’s Report in accordance with Rule 11 of the Companies (Audit and Auditors) Rules, 2014, as amended in our opinion and to the best of our information and according to the explanations given to us:
- i) The Company does not have pending litigations having impact on its financial position in its Standalone Financial Statements
 - ii) The Company does not have any material foreseeable losses, if any, on long-term contracts including derivative contracts
 - iii) The company has delayed in transferring of dividend to Investor Education Protection Fund as under:

Financial Year	Amount	Due date of payment	Date of payment
2012-13	6,67,157	19 th October, 2021	30 th June 2022

2. As required by the Companies (Auditor’s Report) Order, 2020 (“the Order”) issued by the Central Government in terms of Section 143(11) of the Act, we give in “Annexure A” a statement on the matters specified in paragraphs 3 and 4 of the Order.

For Govind Prasad and Co.
Chartered Accountants
FRN: 114360W
Sd/-
CA Govind Prasad
Partner

Place : Mumbai
Date : 29th May 2023

M. No.: 047948
UDIN: 23047948BGTRIF5299

ANNEXURE 'A' TO THE AUDITORS' REPORT

The Annexure referred to in our report to the members of Sunraj Diamond Exports Limited for the year ended 31st March, 2023.

On the basis of the information and explanation given to us during the course of our audit, we report that:

1. Property, Plant and Equipment:

The company has maintained proper records showing full particulars, including quantitative details and situation of its Property, Plant and Equipment.

The Company is maintaining proper records showing full particulars of intangible assets.

As explained to us, Property, Plant and Equipment have been physically verified by the management at reasonable intervals; no material discrepancies were noticed on such verification.

The Company is not having any immovable property hence the clause related to Title deed is not applicable.

The Company has not revalued its Property, Plant and Equipment (Including right of Use assets) or intangible assets or both during the year.

No proceedings have been initiated or are pending against the Company for holding any Benami Property under the Benami Transactions (Prohibition) Act 1988 (45 of 1988) and rules made thereunder.

2. Inventory:

As explained to us, inventories have been physically verified during the year by the management at reasonable intervals. No material discrepancy of 10% or more in the aggregate for each class of inventory was noticed on physical verification of stocks by the management as compared to book records.

During any point of time of the year, the company has not been sanctioned any working capital limits from banks or financial institutions on the basis of security of current assets.

3. Loans, Guarantee and Advances given:

The company has not granted loans secured or unsecured to companies, firms, Limited Liability Partnerships or other parties covered in the register maintained under section 189 of the Companies Act, 2013

4. Loans, Guarantee and Advances to Director of Company:

During the year the company has not provided any loans, guarantees, advances and securities to the director of the company and the company is compliant provisions of section 185 and 186 of the Companies Act, 2013.

5. Deposits:

The Company has not accepted any deposits from the public and hence the directives issued by the Reserve Bank of India and the provisions of Sections 73 to 76 or any other relevant provisions of the Act and the Companies (Acceptance of Deposit) Rules, 2015 with regard to the deposits accepted from the public are not applicable.

6. Maintenance of costing records:

As per information & explanation given by the management, maintenance of cost records has not been specified by the Central Government under sub-section (1) of section 148 of the Companies Act, 2013.

7. Deposit of statutory liabilities:

- The company is irregular in depositing undisputed statutory dues including provident fund, Employee's state insurance, income-tax, sales-tax, goods and service tax, duty of customs, duty of excise, value added tax, cess and any other statutory dues to the appropriate authorities.
- Dues of income tax or sales tax or service tax or duty of customs or duty of excise or value added tax or goods and service tax have been deposited on time there is no dispute pending on the part of company, except for the dispute mentioned below.

Statute of under which dispute is pending	Financial Year	Amount	Authority before which pending
Income Tax Act 1961	2012-13	60,24,929	Commissioner of Income Tax (Appeals)
Income Tax Act 1961	2013-14	76,73,080	Commissioner of Income Tax (Appeals)

8. Surrendered or disclosed as income in the tax assessments:

The Company does not have any transactions to be recorded in the books of account that has been surrendered or disclosed as income during the year in the tax assessments under the Income Tax Act, 1961 (43 of 1961).

9. Default in repayment of borrowings:

- a) In our opinion and according to the information and explanations given by the management, we are of the opinion that, the Company has not defaulted in repayment of loans or other borrowings or in the payment of Interest thereon to any lender.
- b) The company is not declared willful defaulter by any bank or financial institution or other lender

SUNRAJ DIAMOND EXPORTS LTD.

- c) The term loans were applied for the purpose for which the loans were obtained
- d) No funds raised on short term basis have been utilized for Long Term Purpose.
- e) The company has not taken any funds from any entity or person on account of or to meet the obligations of its subsidiaries, associates or joint ventures.
- f) The company has not raised loans during the year on the pledge of securities held in its subsidiaries, joint ventures or associate companies

10. Funds raised and utilisation:

Based on our audit procedures and according to the information given by the management, the company has not raised any money by way of initial public offer or further public offer (including debt instruments) or taken any term loan during the year.

The company has not made any preferential allotment or private placement of shares or fully or partly convertible debentures during the year under review.

11. Fraud and whistle-blower complaints:

According to the information and explanations given to us, we report that no fraud by the company or any fraud on the Company by its officers or employees has been noticed or reported during the year.

No Report under Sub section 12 of Section 143 of the Companies Act has been filed by the Auditors in the form ADT-4 as prescribed under Rule 13 of the Companies (Audit and Auditors) Rules, 2014 with the Central Government.

No Whistle-blower complaints have been received during the year by the Company.

12. Nidhi Company:

The company is not a Nidhi Company. Therefore, clause (xii) of the order is not applicable to the company.

13. Related Party Transactions:

According to the information and explanations given to us, all transactions with the related parties are in compliance with sections 177 and 188 of Companies Act, 2013 wherever applicable and the details have been disclosed in the Financial Statements etc. as required by the applicable accounting standards.

14. Internal Audit:

The company does not have internal audit system and the same clause is not commented.

15. Non Cash Transactions:

The company has not entered into non-cash transactions with directors or persons connected with him.

16. Registration under RBI act:

The company is not required to be registered under section 45-IA of the Reserve Bank of India Act, 1934.

The Company has not conducted any Non-Banking Financial or Housing Finance activities hence the said clause is not applicable

The Company is not a Core Investment Company as defined in the regulations made by Reserve Bank of India. Hence clause "C" and clause "D" are not applicable

17. Cash Losses:

The company has not incurred cash losses in the current financial year as well as in immediately preceding financial year.

18. Resignation of Statutory Auditors:

There has been no instance of any resignation of the statutory auditors occurred during the year.

19. Material uncertainty on meeting liabilities:

On the basis of financial Ratios, Aging and expected dates of Realisation of financial assets and payment of financial liabilities, other Information accompanying the financial statements, In our opinion, No material uncertainty exists as on the date of the audit report and that company is capable of meeting its liabilities existing at the date of balance sheet as and when they fall due within a period of 1 year from the balance sheet date

20. Transfer to fund specified under Schedule VII of Companies Act, 2013

The same is not applicable to the company

21. Qualifications or adverse auditor remark in other group companies

This Clause is not applicable to the company

For Govind Prasad and Co.
Chartered Accountants
FRN: 114360W
Sd/-

CA Govind Prasad
Partner

M. No.: 047948

UDIN: 23047948BGTRIF5299

Place : Mumbai
Date : 29th May 2023

SUNRAJ DIAMOND EXPORTS LTD.

ANNEXURE - B TO THE AUDITORS' REPORT

Report on the Internal Financial Controls under Clause (i) of Sub-section 3 of Section 143 of the Companies Act, 2013 ("the Act")

We have audited the internal financial controls over financial reporting of **Sunraj Diamond Exports Limited** ("The Company") as of 31 March 2023 in conjunction with our audit of the financial statements of the Company for the year ended on that date.

Management's Responsibility for Internal Financial Controls

The Company's management is responsible for establishing and maintaining internal financial controls based on the internal control over financial reporting criteria established by the Company considering the essential components of internal control stated in the Guidance Note on Audit of Internal Financial Controls over Financial Reporting issued by the Institute of Chartered Accountants of India ('ICAI'). These responsibilities include the design, implementation and maintenance of adequate internal financial controls that were operating effectively for ensuring the orderly and efficient conduct of its business, including adherence to company's policies, the safeguarding of its assets, the prevention and detection of frauds and errors, the accuracy and completeness of the accounting records, and the timely preparation of reliable financial information, as required under the Companies Act, 2013.

Auditors' Responsibility

Our responsibility is to express an opinion on the Company's internal financial controls over financial reporting based on our audit. We conducted our audit in accordance with the Guidance Note on Audit of Internal Financial Controls over Financial Reporting (the "Guidance Note") and the Standards on Auditing, issued by ICAI and deemed to be prescribed under section 143(10) of the Companies Act, 2013, to the extent applicable to an audit of internal financial controls, both applicable to an audit of Internal Financial Controls and, both issued by the Institute of Chartered Accountants of India. Those Standards and the Guidance Note require that we comply with ethical requirements and plan and perform the audit to obtain reasonable assurance about whether adequate internal financial controls over financial reporting was established and maintained and if such controls operated effectively in all material respects.

Our audit involves performing procedures to obtain audit evidence about the adequacy of the internal financial controls system over financial reporting and their operating effectiveness. Our audit of internal financial controls over financial reporting included obtaining an understanding of internal financial controls over financial reporting, assessing the risk that a material weakness exists, and testing and evaluating the design and operating effectiveness of internal control based on the assessed risk. The procedures selected depend on the auditor's judgment, including the assessment of the risks of material misstatement of the financial statements, whether due to fraud or error.

We believe that the audit evidence we have obtained is sufficient and appropriate to provide a basis for our audit opinion on the Company's internal financial controls system over financial reporting.

Meaning of Internal Financial Controls over Financial Reporting

A company's internal financial control over financial reporting is a process designed to provide reasonable assurance regarding the reliability of financial reporting and the preparation of financial statements for external purposes in accordance with generally accepted accounting principles. A company's internal financial control over financial reporting includes those policies and procedures that (1) pertain to the maintenance of records that, in reasonable detail, accurately and fairly reflect the transactions and dispositions of the assets of the company; (2) provide reasonable assurance that transactions are recorded as necessary to permit preparation of financial statements in accordance with generally accepted accounting principles, and that receipts and expenditures of the company are being made only in accordance with authorisations of management and directors of the company; and (3) provide reasonable assurance regarding prevention or timely detection of unauthorised acquisition, use, or disposition of the company's assets that could have a material effect on the financial statements.

Inherent Limitations of Internal Financial Controls over Financial Reporting

Because of the inherent limitations of internal financial controls over financial reporting, including the possibility of collusion or improper management override of controls, material misstatements due to error or fraud may occur and not be detected. Also, projections of any evaluation of the internal financial controls over financial reporting to future periods are subject to the risk that the internal financial control over financial reporting may become inadequate because of changes in conditions, or that the degree of compliance with the policies or procedures may deteriorate.

Opinion

In our opinion, the Company has, in all material respects, an adequate internal financial controls system over financial reporting and such internal financial controls over financial reporting were operating effectively as at 31 March 2023, based on the internal control over financial reporting criteria established by the Company considering the essential components of internal control stated in the Guidance Note on Audit of Internal Financial Controls Over Financial Reporting issued by the Institute of Chartered Accountants of India.

For Govind Prasad and Co.
Chartered Accountants
FRN: 114360W
Sd/-

CA Govind Prasad
Partner

Place : Mumbai
Date : 29th May 2023

M. No.: 047948
UDIN: 23047948BGTRIF5299

SUNRAJ DIAMOND EXPORTS LTD.

BALANCE SHEET AS AT 31ST MARCH 2023

(Rs. In hundred)

PARTICULARS	NOTES	As at 31st March 2023	As at 31st March 2022
ASSETS			
Non-current Assets			
Property, Plant and Equipments	2	11,795.04	5,643.02
Intangible Assets	3	1,766.32	2,782.90
Financial Assets			
Investments	4	59,671.00	59,671.00
Other Financial Assets	5	2,175.00	2,175.00
Deferred Tax Assets (Net)	6	3,777.22	3,506.13
		79,184.58	73,778.05
Current Assets			
Inventories		1,122,058.89	596,691.25
Financial Assets			
Trade Receivables	7	889,196.42	1,139,960.89
Cash and Cash Equivalents	8A	48,316.01	24,006.86
Other Balance with Banks	8B	-	6,671.57
Loans	9	3,010.00	2,940.00
Other Current Assets	10	24,930.34	23,971.44
		2,087,511.66	1,794,242.01
		2,166,696.24	1,868,020.06
TOTAL ASSETS			
EQUITY & LIABILITIES			
EQUITY			
Equity Share Capital	11A	533,040.00	533,040.00
Other Equity	11B	(299,885.26)	(392,852.54)
		233,154.74	140,187.46
LIABILITIES			
NON-CURRENT LIABILITIES			
Financial Liabilities			
Borrowings	12	2.70	475.23
		2.70	475.23
CURRENT LIABILITIES			
Financial Liabilities			
Borrowings	13	1,647,900.69	1,694,749.91
Trade Payables	14	283,826.58	24,568.44
Other Financial Liabilities	15	1,489.50	7,916.77
Other Current Liabilities	16	322.04	122.25
		1,933,538.80	1,727,357.36
		2,166,696.24	1,868,020.06
TOTAL EQUITY AND LIABILITIES			
Significant Accounting Policies and key accounting estimates and judgements	1		
Notes are an integral part of the financial statements			

As per our report of even date attached
For Govind Prasad and Co.
Chartered Accountants
(Firm Reg. No. : 114360W)

Sd/-
Govind Prasad
Partner
Membership No-047948
UDIN: 23047948BGTRIF5299

Date : 29.05.2023
Place: Mumbai

For and on behalf of the Board of Directors of
Sunraj Diamond Exports Limited

Sd/-
Sunny Gandhi
(Whole-Time Director)
DIN-00695322
Sd/-
Anshul Garg
(Company Secretary)
Date : 29.05.2023
Place: Mumbai

Sd/-
Shivil Kapoor
(Independent Director)
DIN-08616488
Sd/-
Prakash Mehta
(Chief Financial Officer)

STATEMENT OF PROFIT AND LOSS FOR THE YEAR ENDED 31ST MARCH 2023
(Rs. In hundred)

PARTICULARS	NOTES	Year Ended 31st March 2023	Year Ended 31st March 2022
INCOME FROM OPERATIONS			
Income from operations	17	136,889.87	438,225.12
Other Income	18	129,859.93	46,046.59
TOTAL INCOME (I)		266,749.80	484,271.71
EXPENSES			
Cost of Traded Goods	19	645,012.03	955,124.83
Change in Inventories of Finished Goods & Raw Material	20	(525,367.63)	(563,321.29)
Employee Benefit Expenses	21	19,113.51	15,948.73
Finance Cost	22	794.32	16,613.29
Depreciation and Amortisation Expense	23	2,313.43	584.53
Other Expenses	24	31,980.06	28,514.47
TOTAL (II)		173,845.72	453,464.55
PROFIT/(LOSS) BEFORE TAX		92,904.08	30,807.16
Tax Expenses	25		
Current Tax		-	-
Deferred Tax		(271.27)	1,398.86
Tax in respect of earlier years		208.07	-
		(63.20)	1,398.86
PROFIT/(LOSS) AFTER TAX		92,967.28	29,408.30
OTHER COMPREHENSIVE INCOME (OCI)			
Items that will not be reclassified to Statement of Profit and Loss		-	-
Items that will be reclassified to Statement of Profit and Loss		-	-
TOTAL OTHER COMPREHENSIVE INCOME		-	-
TOTAL COMPREHENSIVE INCOME FOR THE YEAR		92,967.28	29,408.30
Earnings per equity share (Face value of 10 each)	39		
1) Basic (in Rs.)		1.74	0.55
2) Diluted (in Rs.)		1.74	0.55
Significant Accounting Policies and key accounting estimates and judgements	1		
Notes are an integral part of the financial statements			
As per our report of even date attached For Govind Prasad and Co. Chartered Accountants (Firm Reg. No. : 114360W) Sd/- Govind Prasad Partner Membership No-047948 UDIN: 23047948BGTRIF5299		For and on behalf of the Board of Directors of Sunraj Diamond Exports Limited	
		Sd/- Sunny Gandhi (Whole-Time Director) DIN-00695322	Sd/- Shivil Kapoor (Independent Director) DIN-08616488
		Sd/- Anshul Garg (Company Secretary) Date : 29.05.2023 Place: Mumbai	Sd/- Prakash Mehta (Chief Financial Officer)
Date : 29.05.2023 Place: Mumbai			

SUNRAJ DIAMOND EXPORTS LTD.

CASH FLOW STATEMENT FOR THE YEAR ENDED 31ST MARCH, 2023

(Rs. In hundred)

PARTICULARS	As at 31st March 2023	As at 31st March 2022
A. CASH FLOW FROM OPERATING ACTIVITIES		
Profit Before tax	92,904.08	30,807.16
Adjustment for :		
Depreciation and Amortisation & Exceptional items	2,313.43	584.53
Loss on sale of asset	733.19	-
Exchange rate difference	(89,428.90)	(38,967.40)
Interest Received	(0.34)	(4.59)
Finance Costs	794.32	16,613.29
Operating Profit before Working Capital Changes	7,315.78	9,032.98
Adjustment for :		
(Increase) / Decrease in Trade Receivables	340,193.38	441,095.26
(Increase) / Decrease in Financial Assets	(70.00)	(247.00)
(Increase) / Decrease in Inventories	(525,367.63)	(563,321.29)
(Increase) / Decrease in Other assets	5,712.66	1,587.74
Increase / (Decrease) in Trade and other payables	253,030.66	(142,918.31)
Cash generated from Operations activities	80,814.84	(254,770.63)
Direct Taxes Paid (Net of Refund)	(208.07)	(200.17)
Net Cash from Operating Activities (A)	80,606.76	(254,970.80)
B CASH FLOW FROM INVESTING ACTIVITIES		
Purchases of Property, Plant and equipment	(8,261.87)	(3,818.22)
Interest Received	0.34	4.59
Sale of Property, Plant and equipment	80.00	-
Net Cash used in Investing Activities (B)	(8,181.53)	(3,813.63)
C CASH FLOW FROM FINANCING ACTIVITIES		
Borrowings (net of borrowings repaid)	(47,321.75)	293,998.57
Finance Cost	(794.32)	(16,613.29)
Net Cash used in Financing Activities (C)	(48,116.08)	277,385.28
NET INCREASE/(DECREASE) IN CASH & EQUIVALENTS	24,309.15	18,600.85
Cash & Cash Equivalents at the beginning of the year	24,006.86	5,406.02
Cash & Cash Equivalents at the end of the year	48,316.01	24,006.86
(a) The above Cash Flow Statement has been prepared under the "Indirect Method" as set out in the Indian Accounting Standard (Ind-As-7)- Statement of Cash Flow		
(b) PARTICULAR	As at 31st MARCH,2023	As at 31st March,2022
Cash and Cash Equivalents comprises of		
Balance with Banks:		
-Current Accounts	44,616.90	22,042.79
-FDRs	-	500.00
Cash on hand	3,699.11	1,464.06
Cash and Cash Equivalent in Cash Flow Statement	48,316.01	24,006.86

As per our report of even date attached
For Govind Prasad and Co.
Chartered Accountants
(Firm Reg. No. : 114360W)

Sd/-
Govind Prasad
Partner
Membership No-047948
UDIN: 23047948BGTRIF5299

Date : 29.05.2023
Place: Mumbai

For and on behalf of the Board of Directors of
Sunraj Diamond Exports Limited

Sd/-
Sunny Gandhi
(Whole-Time Director)
DIN-00695322

Sd/-
Anshul Garg
(Company Secretary)
Date : 29.05.2023
Place: Mumbai

Sd/-
Shivil Kapoor
(Independent Director)
DIN-08616488

Sd/-
Prakash Mehta
(Chief Financial Officer)

Statement of changes in equity for the year ended 31st March 2023

A : EQUITY SHARE CAPITAL (Rs. In hundred)

PARTICULARS	As at 31st March 2023	As at 31st March 2022
Balance at the beginning of the Reporting period	533,040	533,040
Changes in Equity Share capital during the year	-	-
Balance at the end of the reporting period	533,040	533,040

B : OTHER EQUITY (Rs. In hundred)

OTHER EQUITY	Reserves & Surplus			Total
	Capital Reserve	General Reserve	Retained Earning	
Balance as at 01st April 2021 (A)	5,980.00	5,697.18	(433,938.02)	(422,260.84)
Addition during the year:				
Profit/(Loss) for the period	-	-	29,408.30	29,408.30
Items of OCI for the year, net of tax-	-	-	-	-
Total Comprehensive Income for the period ended 31st March 2022(B)	-	-	29,408.30	29,408.30
Reductions during the year	-	-	-	-
Total (C)	-	-	-	-
Balance as at 31st March 2022 (D)=(A+B+C)	5,980.00	5,697.18	(404,529.72)	(392,852.54)
Addition during the year:				
Profit/(Loss) for the period	-	-	92,967.28	92,967.28
Items of OCI for the year, net of tax-	-	-	-	-
Total Comprehensive Income for the period ended 31/03/2023 (E)	-	-	92,967.28	92,967.28
Reductions during the year	-	-	-	-
Total (F)	-	-	-	-
Balance as at 31st March 2023 (G)=(D+E+F)	5,980.00	5,697.18	(311,562.44)	(299,885.26)

As per our report of even date attached
For Govind Prasad and Co.
Chartered Accountants
(Firm Reg. No. : 114360W)

Sd/-
Govind Prasad
Partner
Membership No-047948
UDIN: 23047948BGTRIF5299

Date : 29.05.2023
Place: Mumbai

For and on behalf of the Board of Directors of
Sunraj Diamond Exports Limited

Sd/-
Sunny Gandhi
(Whole-Time Director)
DIN-00695322

Sd/-
Anshul Garg
(Company Secretary)
Date : 29.05.2023
Place: Mumbai

Sd/-
Shivil Kapoor
(Independent Director)
DIN-08616488

Sd/-
Prakash Mehta
(Chief Financial Officer)

SUNRAJ DIAMOND EXPORTS LTD.

NOTES TO THE FINANCIAL STATEMENTS FOR THE YEAR ENDED 31st MARCH, 2023

COMPANY OVERVIEW

Sunraj Diamonds exports limited is a public limited company has been incorporated under the provisions of the Companies Act, 1956. Its shares are listed in BSE Stock Exchange. The Company is engaged in the business of manufacturing, trading and exporting of gold jewellery, cut and polished diamond and silver items.

NOTE 1 SIGNIFICANT ACCOUNTING POLICIES

Basis of preparation

a. Statement of compliance with Ind AS

These financial statements are prepared in accordance with Indian Accounting Standards (Ind AS) as per the Companies (Indian Accounting Standards) Rules, 2015 and Companies (Indian Accounting Standards) (Amendment) Rules, 2016 notified under Section 133 of Companies Act, 2013 (the 'Act') and other relevant provisions of the Act.

b. Functional and presentation currency

These financial statements are presented in Indian Rupees (INR), which is the functional and reporting currency. Recognition and Measurement of foreign transaction have been disclosed in note 3(t.) below.

c. Basis of Measurement

The company financial statements have been prepared on the historical cost basis.

d. Use of Estimates and Judgements

The preparation of these financial statements in conformity with the recognition and measurement principles of Ind AS requires the management of the Company to make estimates and assumptions that affect the reported balances of assets and liabilities, disclosures relating to contingent liabilities as at the date of the financial statements and the reported amounts of income and expense for the periods presented.

Estimates and underlying assumptions are reviewed on an ongoing basis. Revisions to accounting estimates are recognised in the period in which the estimates are revised and future periods are affected.

Key sources of estimation of uncertainty at the date of the financial statements, which may cause a material adjustment to the carrying amounts of assets and liabilities within the next financial year, is in respect of impairment of investments, useful lives of property, plant and equipment, valuation of deferred tax assets.

i) Impairment of investments

The company reviews its carrying value of investments carried at amortised cost annually, or more frequently when there is indication for impairment. If the recoverable amount is less than its carrying amount, the impairment loss is accounted for.

ii) Useful lives of property, plant and equipment

The company reviews the useful life of property, plant and equipment at the end of each reporting period. This reassessment may result in change in depreciation expense in future periods.

iii) Valuation of deferred tax assets

The company reviews the carrying amount of deferred tax assets at the end of each reporting period.

e. Measurement of Fair Values

The company has established control framework with respect to the measurement of fair values. The company regularly reviews significant unobservable inputs and valuation adjustments. If third party information, such as broker quotes or pricing services, is used to measure fair values, then the company assesses the evidence obtained from the third parties to support the conclusion that these valuations meet the requirements of Ind AS, including the level in fair value hierarchy in which the valuations should be classified.

Significant valuation issues are reported to the Company's Board of Directors.

Fair values are categorised into different levels in a fair value hierarchy based on the inputs used in the valuation techniques as follows:

Level 1 - quoted (unadjusted) market prices in active markets for identical assets or liabilities.

Level 2 - inputs other than quoted prices included in Level 1 that are observable for the asset or liability, either directly (i.e as prices) or indirectly (i.e derived from prices).

Level 3 - inputs for the asset or liability that are not based on observable market data (unobservable inputs).

When measuring the fair value of an asset or a liability, the company uses observable market data as far as possible. If the inputs used to measure the fair value of an asset or a liability fall into different levels of the fair value hierarchy, then the fair value measurement is categorised in its entirety in the same level of the fair value hierarchy as the lowest level input that is significant to the entire measurement.

The company recognises transfers between levels of the fair value hierarchy at the end of the reporting period during which the change has occurred.

SUNRAJ DIAMOND EXPORTS LTD.

f. Revenue Recognition:

Revenue from contracts with customer

Revenue from contracts with customers is recognized on transfer of control of promised goods or services to a customer at an amount that reflects the consideration to which the Company is expected to be entitled to in exchange for those goods or services.

Revenue towards satisfaction of a performance obligation is measured at the amount of transaction price (net of variable consideration) allocated to that performance obligation. The transaction price of goods sold and services rendered is net of variable consideration on account of various discounts and schemes offered by the Company as part of the contract. This variable consideration is estimated based on the expected value of outflow. Revenue (net of variable consideration) is recognized only to the extent that it is highly probable that the amount will not be subject to significant reversal when uncertainty relating to its recognition is resolved.

i) Sale of products

Revenue from sale of products is recognized when the control on the goods have been transferred to the customer. The performance obligation in case of sale of product is satisfied at a point in time i.e., when the material is shipped to the customer or on delivery to the customer, as may be specified in the contract.

ii) Interest Income

Interest income on deposits, securities and loans is recognised at the agreed rate on time proportionate basis.

iii) Dividend income:

Dividend income on investments is recognised as and when received.

g. Earning per Share :

Basic earnings per share is calculated by dividing the net profit after tax for the year attributable to equity shareholders of the Company by the weighted average number of equity shares outstanding during the year. Diluted earnings per share is calculated by dividing net profit attributable to equity shareholders (after adjustment for diluted earnings) by average number of weighted equity shares outstanding during the year plus potential equity shares.

h. Provisions, Contingent Liabilities and Contingent Assets :

Provisions involving a substantial degree of estimation in measurement are recognized when there is a present obligation as a result of past events and it is probable that there will be an outflow of resources. Contingent liabilities are not recognized but are disclosed in the accounts by way of a note. Contingent assets are neither recognized nor disclosed in the financial statements.

i. Cash and cash equivalents

Cash and cash equivalents include cash and cheques in hand, bank balances, demand deposits with banks and other short term highly liquid investments that are readily convertible to know amounts of cash and which are subject to an insignificant risk of changes in value where original maturity is three months or less.

j. Cash Flow Statement

Cash flows are reported using the indirect method whereby the profit before tax is adjusted for the effect of the transactions of a non cash nature, any deferrals or accruals of past and future operating cash receipts or payments and items of income or expenses associated with investing or financing cash flows. The cash flows from operating, investing and financing activities of the Company are segregated.

k. Property, Plant And Equipment

i) Recognition and Measurement

Items of property, plant and equipment are measured at cost, which includes capitalised borrowing costs, less accumulated depreciation, and accumulated impairment losses, if any, except freehold land which is carried at historical cost.

Cost of an item of property, plant and equipment comprises its purchase price, including import duties and non-refundable purchase taxes, after deducting trade discounts and rebates, any directly attributable cost of bringing the item to its working condition for its intended use and estimated costs of dismantling and removing the item and restoring the site on which it is located.

The cost of a self-constructed item of property, plant and equipment comprises the cost of materials and direct labor, any other costs directly attributable to bringing the item to working condition for its intended use, and estimated costs of dismantling and removing the item and restoring the site on which it is located.

When significant parts of plant and equipment are required to be replaced at intervals, the Company depreciates them separately based on their specific useful lives. Likewise, when a major inspection is performed, its cost is recognised in the carrying amount of the plant and equipment as a replacement if the recognition criteria are satisfied. All other repair and maintenance costs are recognised in the statement of profit and loss as incurred.

Useful lives have been determined in accordance with Schedule II to the Companies Act, 2013. The residual values are not more than 5% of the original cost of the asset.

Capital Work-in-progress includes cost of assets at sites and constructions expenditure.

SUNRAJ DIAMOND EXPORTS LTD.

Gains and losses on disposal of an item of property, plant and equipment are determined by comparing the proceeds from disposal with the carrying amount of property, plant and equipment, and are recognized net within other income/other expenses in statement of profit and loss.

ii) Subsequent Expenditure

Subsequent expenditure is capitalised only if it is probable that the future economic benefits associated with the expenditure will flow to the Company.

iii) Depreciation/Amortisation

Depreciation is calculated on cost of items of property, plant and equipment (other than freehold land and properties under construction) less their estimated residual values over their estimated useful lives using the straight-line method and is generally recognised in the statement of profit and loss. Amortization on leasehold land is provided over the period of lease.

Depreciation method, useful lives and residual values are reviewed at each financial year-end and adjusted if appropriate. Based on technical evaluation and consequent advice, the management believes that its estimates of useful lives best represent the period over which management expects to use these assets.

Depreciation is not recorded on capital work-in-progress until construction and installation are complete and the asset is ready for its intended use.

Depreciation on additions (disposals) is provided on a pro-rata basis i.e. from (up to) the date on which asset is ready for use (disposed of).

v) Derecognition

An item of property, plant and equipment and any significant part initially recognised is derecognised upon disposal or when no future economic benefits are expected from its use or disposal. Any gain or loss arising on derecognition of the asset (calculated as the difference between the net disposal proceeds and the carrying amount of the asset) is included in the statement of profit and loss, when the asset is derecognised.

l. Recognition of Dividend Income, Interest Income

Dividend on financial instruments is recognized as and when realized. Interest is recognized on accrual basis.

m. Income Tax

Income tax comprises current and deferred tax. It is recognised in profit or loss except to the extent that it relates to a business combination or to an item recognised directly in equity or in other comprehensive income.

i) Current Tax

Current tax comprises the expected tax payable or receivable on the taxable income or loss for the year and any adjustment to the tax payable or receivable in respect of previous years. The amount of current tax reflects the best estimate of the tax amount expected to be paid or received after considering the uncertainty, if any, related to income taxes. It is measured using tax rates (and tax laws) enacted or substantively enacted by the reporting date.

Current tax assets and current tax liabilities are offset only if there is a legally enforceable right to set off the recognised amounts, and it is intended to realise the asset and settle the liability on a net basis or simultaneously.

ii) Deferred Tax

Deferred tax is recognised in respect of temporary differences between the carrying amounts of assets and liabilities for financial reporting purposes and the corresponding amounts used for taxation purposes. Deferred tax is also recognised in respect of carried forward tax losses and tax credits.

Deferred tax assets are recognised to the extent that it is probable that future taxable profits will be available against which they can be used. The existence of unused tax losses is strong evidence that future taxable profit may not be available. Therefore, in case of a history of recent losses, the Company recognises a deferred tax asset only to the extent that it has sufficient taxable temporary differences or there is convincing other evidence that sufficient taxable profit will be available against which such deferred tax asset can be realised.

Deferred tax assets unrecognised or recognised, are reviewed at each reporting date and are recognised/ reduced to the extent that it is probable/ no longer probable respectively that the related tax benefit will be realised.

Deferred tax is measured at the tax rates that are expected to apply to the period when the asset is realised or the liability is settled, based on the laws that have been enacted or substantively enacted by the reporting date.

The measurement of deferred tax reflects the tax consequences that would follow from the manner in which the Company expects, at the reporting date, to recover or settle the carrying amount of its assets and liabilities.

Deferred tax assets and liabilities are offset only if there is a legally enforceable right to offset current tax liabilities and assets, and they relate to income taxes levied by the same tax authority on the same taxable entity, or on different taxable entities, but they intend to settle current tax liabilities and assets on net basis or their tax assets and liabilities will be realised simultaneously.

SUNRAJ DIAMOND EXPORTS LTD.

n. Intangible assets

Intangible assets acquired are measured on initial recognition at cost. Following initial recognition, intangible assets are carried at cost less any accumulated amortisation and accumulated impairment losses.

The useful lives of intangible assets are assessed as either finite or indefinite. The Company currently does not have any intangible assets with indefinite useful life. Intangible assets are amortised over the useful economic life and assessed for impairment whenever there is an indication that the intangible asset may be impaired. The amortisation period and the amortisation method for an intangible asset are reviewed at least at the end of each reporting period. Changes in the expected useful life or the expected pattern of consumption of future economic benefits embodied in the asset are considered to modify the amortisation period or method, as appropriate, and are treated as changes in accounting estimates. The amortisation expense on intangible assets is recognised in the statement of profit and loss unless such expenditure forms part of carrying value of another asset.

Gains or losses arising from derecognition of an intangible asset are measured as the difference between the net disposal proceeds and the carrying amount of the asset and are recognised in the statement of profit and loss when the asset is derecognised.

o. Inventories

Inventories are valued at the lower of cost and net realisable value except scrap and by products which are valued at net realisable value. Costs incurred in bringing the inventory to its present location and condition are accounted for as follows:

- i)** Raw materials: cost includes cost of purchase and other costs incurred in bringing the inventories to their present location and condition. Cost is determined on weighted average basis.
- ii)** Finished goods and work in progress: cost includes cost of direct materials and labour and a proportion of manufacturing overheads based on the normal operating capacity, but excluding borrowing costs. Cost is determined on weighted average basis.

p. Financial instruments

A financial instrument is any contract that gives rise to a financial asset of one entity and a financial liability or equity instrument of another entity.

1 Financial assets

i) Classification

- A financial asset is measured at amortized cost if it meets both of the following conditions and is not designated as at Fair Value through Profit and Loss Account (FVTPL):

- the asset is held within a business model whose objective is to hold assets to collect contractual cash flows; and
- the contractual terms of a financial asset give rise on specified dates to cash flows that are solely payments of principal and interest on the principal amount outstanding.
- A debt investment is measured at Fair Value through other comprehensive income (FVOCI) if it meets both of the following conditions and is not designated as at FVTPL:
 - the asset is held within a business model whose objective is achieved by both collecting contractual cash flows and selling financial assets; and
 - the contractual terms of the financial asset give rise on specified dates to cash flows that are solely payments of principal and interest on the principal amount outstanding.
- Financial assets are not reclassified subsequent to their initial recognition except if and in the period the Company changes its business model for managing financial assets.

ii) Measurement

At initial recognition, the Company measures a financial asset when it becomes a party to the contractual provisions of the instruments and measures at its fair value except trade receivables which are initially measured at transaction price. Transaction costs are incremental costs that are directly attributable to the acquisition of the financial asset. Transaction costs of financial assets carried at fair value through profit or loss are expensed in profit or loss. A regular way purchase and sale of financial assets are accounted for at trade date.

iii) Subsequent Measurement and Gains and Losses

Financial assets at FVTPL :- These assets are subsequently measured at fair value. Net gains including any interest or dividend income, are recognized in profit or loss.

Financial assets at amortized cost :-These assets are subsequently measured at amortized cost using the effective interest method. The amortized cost is reduced by impairment losses. Interest income, foreign exchange gains and losses and impairment are recognized in profit or loss. Any gain or loss on de-recognition is recognized in profit or loss.

iv) Derecognition

The Company derecognises a financial asset when the contractual rights to the cash flows from the financial asset expire, or it transfers the rights to receive the contractual cash flows in a transaction in which substantially all of the risks and rewards of ownership of the financial asset are transferred or in which the Company neither transfers nor retains substantially all of the risks and rewards of ownership and does not retain control of the financial asset.

If the Company enters into transactions whereby it transfers assets recognised on its balance sheet, but retains either all or substantially all of the risks and rewards of the transferred assets, the transferred assets are not derecognised.

2 Financial Liabilities

i) Classification, Subsequent Measurement and Gains and Losses

Financial liabilities are classified as measured at amortized cost or FVTPL. A financial liability is classified as at FVTPL if it is classified as held- for-trading, or it is a derivative or it is designated as such on initial recognition. Financial liabilities at FVTPL are measured at fair value and net gains and losses, including any interest expense, are recognized in profit or loss. Other financial liabilities are subsequently measured at amortized cost using the effective interest method. Interest expense and foreign exchange gains and losses are recognized in profit or loss. Any gain or loss on derecognition is also recognized in profit or loss.

ii) Derecognition

The Company derecognizes a financial liability when its contractual obligations are discharged or cancelled, or expire. The Company also derecognises a financial liability when its terms are modified and the cash flows under the modified terms are substantially different. In this case, a new financial liability based on the modified terms is recognised at fair value. The difference between the carrying amount of the financial liability extinguished and the new financial liability with modified terms is recognised in the profit or loss.

iii) Offsetting

Financial assets and financial liabilities are off set and the net amount presented in the Balance Sheet when, and only when, the Company currently has a legally enforceable right to set off the amounts and it intends either to settle them on a net basis or to realise the asset and settle the liability simultaneously.

q. Impairment**i) Impairment of financial assets**

In accordance with Ind AS 109, the Company applies expected credit loss (ECL) model for measurement and recognition of impairment loss on the financial assets that are debt instruments, and are measured at amortised cost e.g., loans, debt securities, deposits and trade receivables or any contractual right to receive cash or another financial asset that result from transactions that are within the scope of Ind AS 18.

The Company follows 'simplified approach' for recognition of impairment loss allowance on trade receivables. The application of simplified approach does not require the Company to track changes in credit risk. Rather, it recognises impairment loss allowance based on lifetime ECLs at each reporting date, right from its initial recognition

For recognition of impairment loss on other financial assets and risk exposure, the Company determines that whether there has been a significant increase in the credit risk since initial recognition. If credit risk has not increased significantly, 12-month ECL is used to provide for impairment loss. However, if credit risk has increased significantly, lifetime ECL is used. If, in a subsequent period, credit quality of the instrument improves such that there is no longer a significant increase in credit risk since initial recognition, the Company reverts to recognising impairment loss allowance based on 12-month ECL.

Lifetime ECL are the expected credit losses resulting from all possible default events over the expected life of a financial instrument. The 12-month ECL is a portion of the lifetime ECL which results from default events that are possible within 12 months after the reporting date.

ECL is the difference between all contractual cash flows that are due to the Company in accordance with the contract and all the cash flows that the entity expects to receive (i.e., all cash shortfalls), discounted at the original EIR.

ECL impairment loss allowance (or reversal) recognized during the period is recognized as income/ expense in the statement of profit and loss. This amount is reflected under the head 'other expenses' in the statement of profit and loss. The balance sheet presentation for various financial instruments is described below:

- Financial assets measured as at amortised cost: ECL is presented as an allowance, i.e., as an integral part of the measurement of those assets in the balance sheet. the allowance reduces the net carrying amount. Until the asset meets write-off criteria, the Company does not reduce impairment allowance from the gross carrying amount

SUNRAJ DIAMOND EXPORTS LTD.

- Debt instruments measured at FVTPL: Since financial assets are already reflected at fair value, impairment allowance is not further reduced from its value. The change in fair value is taken to the statement of Profit and Loss.
- Debt instruments measured at FVTOCI: Since financial assets are already reflected at fair value, impairment allowance is not further reduced from its value. Rather, ECL amount is presented as 'accumulated impairment amount' in the OCI.

For assessing increase in credit risk and impairment loss, the Company combines financial instruments on the basis of shared credit risk characteristics with the objective of facilitating an analysis that is designed to enable significant increases in credit risk to be identified on a timely basis.

ii) Impairment of Non-Financial Assets

The Company's non-financial assets are reviewed at each reporting date to determine whether there is any indication of impairment. If any such indication exists, then the asset's recoverable amount is estimated.

An impairment loss is recognised if the carrying amount of an asset exceeds its estimated recoverable amount. Impairment losses are recognised in the Statement of Profit and Loss.

In respect of assets for which impairment loss has been recognised in prior periods, the Company reviews at each reporting date whether there is any indication that the loss has decreased or no longer exists. An impairment loss is reversed if there has been a change in the estimates used to determine the recoverable amount. Such a reversal is made only to the extent that the asset's carrying amount does not exceed the carrying amount that would have been determined, net of depreciation or amortisation, if no impairment loss had been recognised.

r. **Employee Benefits**

i) Short Term Employee Benefits

Short-term employee benefit obligations are measured on an undiscounted basis and are expensed as the related service is provided.

ii) Long term Employee Benefits:

Provident Fund and Superannuation Contribution are accrued each year in terms of contracts with the employees. Provision for Gratuity is determined and accrued on the basis of actuarial valuation. Leave encashment benefit to employees has been provided on an estimated basis.

s. Borrowing Costs

Borrowing costs directly attributable to the acquisition, construction or production of an asset that necessarily takes a substantial period of time to get ready for its intended use or sale are capitalised as part of the cost of the asset. All other borrowing costs are expensed in the period in which they occur. Borrowing costs consist of interest and other costs that an entity incurs in connection with the borrowing of funds. Borrowing cost also includes exchange differences to the extent regarded as an adjustment to the borrowing costs.

t. Foreign currency transactions and foreign operations

Functional and presentation currency

The financial statements are presented in Indian rupee (INR), which is Company's functional and presentation currency.

Initial Recognition

On initial recognition, transactions in foreign currencies entered into by the Company are recorded in the functional currency (i.e. Indian Rupees), by applying to the foreign currency amount, the spot exchange rate prevailing on the date of the transaction. Exchange differences arising on foreign exchange transactions settled during the year are recognized in the Statement of Profit and Loss.

Transactions and balances

Transactions in foreign currencies are recognised at the prevailing exchange rates on the transaction dates. Realized gains and losses on settlement of foreign currency transactions are recognised in the Statement of Profit and Loss.

Monetary foreign currency assets and liabilities at the year-end are translated at the year-end exchange rates and the resultant exchange differences are recognised in the Statement of Profit and Loss.

Non-monetary items that are measured in terms of historical cost in a foreign currency are translated using the exchange rates at the dates of the initial transactions. Non-monetary items measured at fair value in a foreign currency are translated using the exchange rates at the date when the fair value is determined.

SUNRAJ DIAMOND EXPORTS LTD.

Notes forming part of the financial statements for the year ended 31st March 2023

NOTE 2 : PROPERTY, PLANT AND EQUIPMENT

(Rs. in Hundred)

Description	Computer	Furniture	Office Equipment	Vehicles	Total
Cost as at April 1, 2022	4,292.39	9,507.26	9,524.20	65,082.41	88,406.26
Additions	-	1,000.00	7,261.87	-	8,261.87
Disposals	2,143.77	8,739.09	4,790.21	-	15,673.07
Acquisitions through business combinations	-	-	-	-	-
Amount of Change Due to revaluation	-	-	-	-	-
Cost as at March 31, 2023	2,148.62	1,768.17	11,995.86	65,082.41	80,995.06
Accumulated depreciation as at April 1, 2022	3,806.02	8,785.98	8,342.94	61,828.30	82,763.24
Depreciation for the period	120.76	85.23	1,126.40	-	1,332.39
Disposals	1,970.91	8,296.09	4,628.61	-	14,895.61
Acquisitions through business combinations	-	-	-	-	-
Amount of Change Due to revaluation	-	-	-	-	-
Accumulated depreciation as at March 31, 2023	1,955.87	575.12	4,840.73	61,828.30	69,200.02
Net carrying amount as at March 31, 2023	192.75	1,193.05	7,155.13	3,254.11	11,795.04

Description	Computer	Furniture	Office Equipment	Vehicles	Total
Cost as at April 1, 2021	3,911.03	9,507.26	9,007.34	65,082.41	87,508.04
Additions	381.36	-	516.86	-	898.22
Disposals	-	-	-	-	-
Acquisitions through business combinations	-	-	-	-	-
Amount of Change Due to revaluation	-	-	-	-	-
Cost as at March 31, 2022	4,292.39	9,507.26	9,524.20	65,082.41	88,406.26
Accumulated depreciation as at April 1, 2021	3,715.45	8,724.50	8,228.08	61,828.30	82,496.33
Depreciation for the period	90.57	61.48	114.86	-	266.91
Disposals	-	-	-	-	-
Acquisitions through business combinations	-	-	-	-	-
Amount of Change Due to revaluation	-	-	-	-	-
Accumulated depreciation as at March 31, 2022	3,806.02	8,785.98	8,342.94	61,828.30	82,763.24
Net carrying amount as at March 31, 2022	486.37	721.28	1,181.26	3,254.11	5,643.02

Notes forming part of the financial statements for the year ended 31st March 2023

NOTE 3 : INTANGIBLE ASSETS

(Rs. in Hundred)

Description	Computer Software
Cost as at April 1,2022	3,993.85
Additions	-
Disposals	710.85
Acquisitions through business combinations	-
Amount of Change Due to revaluation	-
Cost as at March 31 ,2023	3,283.00
Accumulated depreciation as at April 1, 2021	1,210.95
Depreciation for the period	981.04
Disposals	675.31
Acquisitions through business combinations	-
Amount of Change Due to revaluation	-
Accumulated depreciation as at March 31, 2023	1,516.68
Net carrying amount as at March 31, 2023	1,766.32

Description	Computer Software
Cost as at April 1,2021	1,073.85
Additions	2,920
Disposals	-
Acquisitions through business combinations	-
Amount of Change Due to revaluation	-
Cost as at March 31 ,2022	3,993.85
Accumulated depreciation as at April 1, 2021	893.33
Depreciation for the period	317.62
Disposals	-
Acquisitions through business combinations	-
Amount of Change Due to revaluation	-
Accumulated depreciation as at March 31, 2022	1,210.95
Net carrying amount as at March 31, 2022	2,782.90

SUNRAJ DIAMOND EXPORTS LTD.

Notes forming part of the financial statements for the year ended 31st March 2023

(Rs. In hundred)

PARTICULARS	As at 31st March 2023	As at 31st March 2022
NOTE 4 : NON CURRENT INVESTMENTS		
Non Current Investments		
Investments in Equity Instruments at Cost		
Unquoted Equity Shares		
<u>Investment in Subsidiary</u>		
(100% Investments in Share Capital of Sunraj Diamond DMCC)	59,521.00	59,521.00
<u>Investment in other company</u>		
150 equity shares of Rander Peoples' Co-op. Bank Limited of Rs 100 each fully paid (31st March,2020 - 150 shares)	150.00	150.00
Total Investments in Unquoted Equity Shares	59,671.00	59,671.00
Aggregate amount of Unquoted Investments -At Cost	59,671.00	59,671.00
Aggregate provision for diminution in value of investments	-	-
 NOTE 5 : OTHER FINANCIAL ASSETS		
Security Deposits	2,175.00	2,175.00
TOTAL Rs.	2,175.00	2,175.00
 NOTE 6 : DEFERRED TAX ASSETS		
Deferred Tax Assets		
Property, plant and equipment - difference between value of assets as per book base and tax base	3,777.22	3,506.13
Total Deferred Tax Assets	3,777.22	3,506.13
 NOTE 7 : TRADE RECEIVABLES *		
(i) Disputed Trade receivables – considered good		
(ii) Disputed Trade Receivables – considered doubtful		
(iii) Undisputed Trade Receivables considered good		
Less than 6 months	15,882.30	249,949.80
6 months to 1 year	-	-
1 to 2 years	-	-
2 to 3 years	-	-
More than 3 years	873,314.12	890,011.09
(iv) Undisputed Trade Receivables considered doubtful	-	-
	889,196.42	1,139,960.89
Less: Allowances for unsecured doubtful debts	-	-
TOTAL Rs.	889,196.42	1,139,960.89

Notes forming part of the financial statements for the year ended 31st March 2023

(Rs. In hundred)

PARTICULARS	As at 31st March 2023	As at 31st March 2022
-------------	-----------------------------	-----------------------------

Note 7.1 The Company's management is of the opinion that Trade Receivables from foreign customers are considered the same as good and receivable and this amount is realizable, hence no adjustments have been made in the financial statements because the management is confident of recovery of these receivables.

* Refer note 27 - Financial instruments, fair values and risk measurement

NOTE 8 : CASH AND BANK BALANCES *

(A) Cash and Cash Equivalents

(a) Balances with Banks		
(i) Current Accounts	44,616.90	22,042.79
(ii) FDRs	-	500.00
(b) Cash on hand	3,699.11	1,464.06
TOTAL Rs.	48,316.01	24,006.86

(B) Other Balances with Banks

Unclaimed Dividend Accounts	-	6,671.57
TOTAL Rs.	-	6,671.57

* Refer note 27 - Financial instruments, fair values and risk measurement

NOTE 9 : Loans*

Loans to Employees	3,010.00	2,940.00
TOTAL Rs.	3,010.00	2,940.00

* Refer note 27 - Financial instruments, fair values and risk measurement

NOTE 10 : OTHER CURRENT ASSETS

Prepaid Expenses	1,718.67	1,503.62
Balance with Statutory Authorities	23,211.68	22,397.02
Other assets	-	70.80
TOTAL Rs.	24,930.34	23,971.44

SUNRAJ DIAMOND EXPORTS LTD.

Notes forming part of the financial statements for the year ended 31st March 2023

(Rs. In hundred)

PARTICULARS	As at 31st March 2023	As at 31st March 2022
-------------	-----------------------------	-----------------------------

NOTE 11A : EQUITY SHARE CAPITAL

Authorised

80,00,000 (P.Y. 80,00,00) Equity Shares of Rs. 10 each	800,000	800,000
	800,000	800,000

Issued, Subscribed and Fully Paid up Capital

53,30,400 (P.Y. 53,30,400) Equity Shares of Rs. 10 each fully paid	533,040	533,040
	533,040	533,040

a) Reconciliation of shares outstanding at the beginning and at the end of the year

PARTICULARS	As at 31st March 2023		As at 31st March 2022	
	No. of Shares	(Rs. In hundred)	No. of Shares	(Rs. In hundred)
At the beginning of the year	5,330,400	533,040	5,330,400	533,040
Add: Issued during the year	-	-	-	-
At the end of the year	5,330,400	533,040	5,330,400	533,040

b) Terms/rights attached to equity shares

The Company has only one class of equity shares having a par value of Rs. 10/- per share. Each Equity Shareholder is entitled to one vote per share. In the event of liquidation of the Company, the equity shareholders will be entitled to receive remaining assets of the company, after distribution of all preferential amounts. The distribution will be in proportion to the number of equity shares held by the shareholders.

c) Details of Shareholders holding more than 5% equity shares in the Company

Name of the Shareholders	As at 31st March 2023		As at 31st March 2022	
	No. of Shares	% held	Equity Shares	% held
Equity Shares				
Sunny Sunil Gandhi	1,387,721	26.03%	1,387,721	26.03%
Gunvanti Chandrakant Gandhi	375,000	7.04%	375,000	7.04%

Promoters shareholding for the year ended 31st March 2023

Name of the promoter	Shares held by promoters at the end of the year	% Change during the year	No of Shares	% of total shares
1) Sunny Sunil Gandhi	1,387,721	-	1,387,721	26.03%
2) Sunil Chandrakant Gandhi	115,000	-	115,000	2.16%
3) Sean Sunil Gandhi	110,000	-	110,000	2.06%
4) Gunvanti Chandrakant Gandhi	375,000	-	375,000	7.04%

Promoters shareholding for the year ended 31st March 2022

Name of the promoter	Shares held by promoters at the end of the year	% Change during the year	No of Shares	% of total shares
1) Sunny Sunil Gandhi	1,387,721	1.26%	1,387,721	26.03%
2) Sunil Chandrakant Gandhi	115,000	-	115,000	2.16%
3) Sean Sunil Gandhi	110,000	0.11%	110,000	2.06%
4) Gunvanti Chandrakant Gandhi	375,000	-	375,000	7.04%

Notes forming part of the financial statements for the year ended 31st March 2023

(Rs. In hundred)

PARTICULARS	As at			As at
	31st March 2023			31st March 2022
NOTE 11B : OTHER EQUITY				
OTHER EQUITY	Reservs & Surplus			Total
	Capital Reserve	General Reserve	Retained Earning	
Balance as at April 01, 2021 (A)	5,980.00	5,697.18	(433,938.02)	(422,260.84)
Addition during the year:				
Profit for the period	-	-	29,408.30	29,408.30
Items of OCI for the year, net of tax-	-	-	-	-
Total Comprehensive Income for the period ended 31/03/2022 (B)	-	-	29,408.30	29,408.30
Reductions during the year	-	-	-	-
Total (C)	-	-	-	-
Balance as at 31st March 2022 (D)=(A+B+C)	5,980.00	5,697.18	(404,529.72)	(392,852.54)
Addition during the year:				
Profit for the period	-	-	92,967.28	92,967.28
Items of OCI for the year, net of tax-	-	-	-	-
Total Comprehensive Income for the period ended 31/03/2023 (E)	-	-	92,967.28	92,967.28
Reductions during the year	-	-	-	-
Total (F)	-	-	-	-
Balance as at 31st March 2023 (G)=(D+E+F)	5,980.00	5,697.18	(311,562.44)	(299,885.26)

NOTE 12 : NON CURRENT BORROWINGS *

Secured Loan

From Banks	2.70	475.23
(Secured against Car)		
TOTAL Rs.	2.70	475.23

NOTE 13 : CURRENT BORROWINGS *

A: Current maturities of long term borrowings

* Refer note 27 - Financial instruments, fair values and risk measurement

435.27	3,620.47
--------	----------

Note:

13.1 Vehicle Loan, balance outstanding amounting to Rs. 0.43 Lacs (P.Y. Rs. 4.09 Lacs) is secured by Hire Purchase agreement for vehicles and repayable in 38 monthly installments. Last installment due in April, 2023.

13.2 Installments falling due in respect of all the above Loans up to 31/03/2024 have been grouped under "Current maturities of long-term debt".

13.3 The Company has not defaulted in the repayment of loans & interest in current and previous year.

SUNRAJ DIAMOND EXPORTS LTD.

Notes forming part of the financial statements for the year ended 31st March 2023

(Rs. In hundred)

PARTICULARS	As at 31st March 2023	As at 31st March 2022
B: Unsecured Loan		
From Directors	1,647,465.42	1,691,129.44
Inter Corporate Loans	-	-
TOTAL Rs.	<u>1,647,900.69</u>	<u>1,694,749.91</u>

NOTE 14 : TRADE PAYABLES *

(i) MSME- Disputable (Refer Note 27)	-	-
(ii) Trade Payable for Goods Others- Disputable	-	-
(iii) Undisputed dues – MSME	-	-
(iv) Undisputed dues – Others		
Less than 1year	279,698.23	4,424.73
1-2years	39.00	59.00
2-3years	59.00	3,830.20
More than 3 years	4,030.35	16,254.51
TOTAL Rs.	<u>283,826.58</u>	<u>24,568.44</u>

* Refer note 27 - Financial instruments, fair values and risk measurement

NOTE 15 : OTHER FINANCIAL LIABILITIES

Provision for Employee Benefits	1,430.00	1,190.00
Unclaimed Dividend*	-	6,671.57
Provision for expenses	59.50	55.20
Security Deposit	-	-
TOTAL Rs.	<u>1,489.50</u>	<u>7,916.77</u>

* There is an amount due and outstanding to be transferred to the Investor Education and Protection Fund as on 31st March 2022 for the Financial year 2012-13 of Rs. RS.6,67,157.

NOTE 16 : OTHER CURRENT LIABILITIES

Statutory liabilities	322.04	122.25
TOTAL Rs.	<u>322.04</u>	<u>122.25</u>

Notes forming part of the financial statements for the year ended 31st March 2023

(Rs. In hundred)

PARTICULARS	Year ended 31st March 2023	Year ended 31st March 2022
NOTE 17 : INCOME FROM OPERATIONS		
Sale of Products	136,889.87	438,225.12
Sale of services	-	-
TOTAL Rs.	<u>136,889.87</u>	<u>438,225.12</u>
NOTE 18 : OTHER INCOME		
Net Gain on Foreign Exchange Fluctuation	89,428.90	38,967.40
Discount Received	350.64	51.30
Other Income	13,883.18	7,023.30
Interest on IT Refund	149.83	-
Income Received from Commission	26,780.23	-
Interest on FD	0.34	4.59
Loss on sale of scrap	(733.19)	-
TOTAL Rs.	<u>129,859.93</u>	<u>46,046.59</u>
NOTE 19 : COST OF TRADED GOODS		
Purchase of Stock in Trade	645,012.03	955,124.83
TOTAL Rs.	<u>645,012.03</u>	<u>955,124.83</u>
NOTE 20 : CHANGES IN INVENTORIES OF FINISHED GOODS & RAW MATERIAL		
Inventories at the end of the year		
Finished Goods	1,122,058.89	596,691.25
Raw Material	-	-
	<u>1,122,058.89</u>	<u>596,691.25</u>
Inventories at the beginning of the year		
Finished Goods	596,691.25	33,369.96
Raw Material	-	-
Changes In Inventories of Finished Goods & Raw Material	<u>(525,367.63)</u>	<u>(563,321.29)</u>
NOTE 21 : EMPLOYEE BENEFIT EXPENSES		
Salaries, wages and bonus	18,980.00	15,873.00
Staff Welfare Expenses	133.51	75.73
TOTAL Rs.	<u>19,113.51</u>	<u>15,948.73</u>
NOTE 22 : FINANCE COSTS		
Interest Expenses	193.79	15,817.60
Other Finance cost	600.54	795.68
TOTAL Rs.	<u>794.32</u>	<u>16,613.29</u>

SUNRAJ DIAMOND EXPORTS LTD.

Notes forming part of the financial statements for the year ended 31st March 2023

(Rs. In hundred)

PARTICULARS	As at 31st March 2023	As at 31st March 2022
NOTE 23 : DEPRECIATION AND AMORTISATION EXPENSE		
Depreciation on Property, Plant & Equipments	2,313.43	584.53
TOTAL Rs.	2,313.43	584.53

NOTE 24 : OTHER EXPENSES

Audit Fees	1,250.00	1,250.00
Commission	48.00	-
Labour Charges	3,828.98	46.04
Selling and Distribution Cost	283.57	-
Exchange gain difference	-	-
Legal & Professional Fees	12,345.08	5,085.23
Conveyance Expenses	176.69	320.86
Rent Charges	4,680.00	4,500.00
Repair and Maintenance	476.33	1,226.00
Telephone Expenses	195.21	147.48
Insurance Expense		324.82
Interest on Late payment	108.00	5.00
Penalties		9,075.85
Other Expenses	8,588.20	6,533.19
TOTAL Rs.	31,980.06	28,514.47

Payment to Auditors

Audit Fee	1,250.00	2,150.00
TOTAL Rs.	1,250.00	2,150.00

NOTE 25 : INCOME TAX EXPENSES

Tax Expense recognised in the Statement of Profit & Loss

Current Tax

Current tax on taxable income for the year	-	-
Adjustments for the current tax of prior periods	2.08	-
Total Current Tax Expenses	2.08	-

Deferred Tax

Deferred Tax Charge/(credit)	(271.27)	(271.27)
Total Deferred Tax Expenses	(271.27)	(271.27)
Total Income Tax Expenses	(269.19)	(271.27)

Notes forming part of the financial statements for the year ended 31st March 2023

NOTE 26 : FINANCIAL INSTRUMENTS FAIR VALUE AND RISK MEASUREMENTS

A. Financial instruments by category and their fair value (Rs. In hundred)

As at 31st March 2023	Carrying amount				Fair value			
	FVTPL	FVTOCI	Amotised Cost	Total	Level 1 Quoted price in active markets	Level 2 Significant observable - inputs	Level 3 Significant unobservable - inputs	Total
Financial assets								
Other Financial Assets	-	-	2,175.00	2,175.00	-	-	-	-
- Non current	-	-	889,196.42	889,196.42	-	-	-	-
Trade receivables	-	-	48,316.01	48,316.01	-	-	-	-
Cash and cash equivalents	-	-	-	-	-	-	-	-
Other Balance with Banks	-	-	3,010.00	3,010.00	-	-	-	-
Loans-Current	-	-	-	-	-	-	-	-
Total financial assets	-	-	942,697.43	942,697.43	-	-	-	-
Financial liabilities								
Borrowings	-	-	2.70	2.70	-	-	-	-
- Non Current	-	-	-	-	-	-	-	-
- Current	-	-	1,647,900.69	1,647,900.69	-	-	-	-
Other financial liabilities	-	-	1,489.50	1,489.50	-	-	-	-
- Current	-	-	283,826.58	283,826.58	-	-	-	-
Trade Payable	-	-	-	-	-	-	-	-
Total financial liabilities	-	-	1,933,219.46	1,933,219.46	-	-	-	-
As at 31 March 2022								
Financial assets								
Other Financial Assets	-	-	2,175.00	2,175.00	-	-	-	-
- Non current	-	-	1,139,960.89	1,139,960.89	-	-	-	-
Trade receivables	-	-	24,006.86	24,006.86	-	-	-	-
Cash and cash equivalents	-	-	6,671.57	6,671.57	-	-	-	-
Other Balance with Banks	-	-	2,940.00	2,940.00	-	-	-	-
Loans-Current	-	-	-	-	-	-	-	-
Total financial assets	-	-	1,175,754.32	1,175,754.32	-	-	-	-
Financial liabilities								
Borrowings	-	-	475.23	475.23	-	-	-	-
- Non Current	-	-	-	-	-	-	-	-
- Current	-	-	1,694,749.91	1,694,749.91	-	-	-	-
Other financial liabilities	-	-	7,916.77	7,916.77	-	-	-	-
- Current	-	-	24,568.44	24,568.44	-	-	-	-
Trade Payable	-	-	-	-	-	-	-	-
Total financial liabilities	-	-	1,727,710.35	1,727,710.35	-	-	-	-

SUNRAJ DIAMOND EXPORTS LTD.

The carrying amount of financial assets and financial liabilities measured at amortised cost in the financial statements are a reasonable approximation of their fair values since the Company does not anticipate that the carrying amounts would be significantly different from the values that would eventually be received or settled.

Types of inputs for determining fair value are as under:

Level 1: This level of hierarchy includes financial assets that are measured by reference to quoted prices (unadjusted) in active markets for identical assets or liabilities. This category consists of investment in quoted equity shares, and mutual fund investments. The mutual funds are valued using the closing NAV.

Level 2: The fair value of financial instruments that are not traded in an active market (for example, over-the counter derivatives) is determined using valuation techniques which maximise the use of observable market data and rely as little as possible on entity-specific estimates. If all significant inputs required to fair value an instrument are observable, the instrument is included in level 2.

Level 3: If one or more of the significant inputs is not based on observable market data, the instrument is included in level 3. This is the case for unlisted equity securities included in level 3.

i) Transfers between Levels 1 and 2

There have been no transfers between Level 1 and Level 2 during the reporting periods.

ii) Transfer out of Level 3

There were no movement in level 3 in either directions during the financial year ending on 31 March 2023 and 31 March 2022.

B. Financial risk management

The Company's financial liabilities comprise mainly of borrowings, trade payables and other payables. The Company's financial assets comprise mainly of cash and cash equivalents, other balances with banks, loans, trade receivables and other receivables.

The Company is exposed to Market risk, Credit risk and Liquidity risk. The Board of Directors ('Board') oversee the management of these financial risks through its Risk Management Committee. The Risk Management Policy of the Company formulated by the Board, states the Company's approach to address uncertainties in its endeavor to achieve its stated and implicit objectives. It prescribes the roles and responsibilities of the Company's management, the structure for managing risks and the framework for risk management. The framework seeks to identify, assess and mitigate financial risks in order to minimize potential adverse effects on the Company's financial performance.

The following disclosures summarize the Company's exposure to financial risks. Quantitative sensitivity analysis have been provided to reflect the impact of reasonably possible changes in market rates on the financial results, cash flows and financial position of the Company.

1) Market Risk

Market risk is the risk that the fair value of future cash flows of a financial instrument will fluctuate because of changes in market prices. Market risk comprises three types of risks: interest rate risk, currency risk and other price risk. Financial instruments affected by market risk includes borrowings, trade payables, trade receivables, loans and derivative financial instruments.

a) Interest Rate Risk

Interest rate risk is the risk that the fair value or future cash flows of a financial instrument will fluctuate because of changes in market interest rates. Since the Company has insignificant interest bearing borrowings, the exposure to risk of changes in market interest rates is minimal. The Company has not used any interest rate derivatives.

b) Foreign Currency Risk

Foreign currency risk is the risk that the fair value or future cash flows of an exposure will fluctuate due to changes in foreign exchange rates. The Company operates, in addition to domestic markets, significantly in international markets through its sales and services in overseas in US\$ and is therefore exposed to foreign exchange risk arising from foreign currency transactions, primarily with respect to the US\$. The Company does not enter into any derivative instruments for trading or speculative purposes.

Details of unhedged foreign currency exposure

(a) Particulars of unhedged foreign currency exposure as at the reporting date are as follows:

Unhedged Exposures	Foreign Currency Denomination	As at March 31, 2023		As at March 31, 2022	
		Amount in Foreign Currency	(Rs. In hundred)	Amount in Foreign Currency	(Rs. In hundred)
Trade Receivable	USD	1,062,208	625,870.26	1,503,767	1,139,960.89
Trade Payable	USD	351,686	290,708.31	20,568	15,591.98

(b) Foreign Currency Risk Sensitivity

The Company is mainly exposed to changes in USD. The below table demonstrates the sensitivity to a 5% increase or decrease in the USD against INR, with all other variables held constant. The sensitivity analysis is prepared on the net unhedged exposure of the Company as at the reporting date. 5% represents management’s assessment of reasonably possible change in foreign exchange rate.

A change in Foreign currency would have following Impact on profit before tax

(Amount in Lacs)

	As at March 31, 2023		As at March 31, 2022	
	5% Increase	5% Decrease	5% Increase	5% Decrease
USD	16.76%	-16.76%	56.22%	-56.22%

C) Other Price Risk

Other price risk is the risk that the fair value of a financial instrument will fluctuate due to changes in market traded price. Other price risk arises from financial assets such as investments in equity instruments. The Company’s has no investments in quoted equity instruments, therefore the Company has no Other Price risk.

2) Credit Risk

Credit risk is the risk of financial loss to the Company if a customer or counterparty to a financial instrument fails to meet its contractual obligations resulting in a financial loss to the Company.

SUNRAJ DIAMOND EXPORTS LTD.

To manage this, the Company periodically assesses financial reliability of customers and other counter parties, taking into account the financial condition, current economic trends, and analysis of historical bad debts and ageing of financial assets. Individual risk limits are set and periodically reviewed on the basis of such information. The Company considers Credit risk arises primarily from financial assets such as trade receivables, other balances with banks, and loans.

Credit risk arising from other balances with banks is limited and there is no collateral held against these because the counterparties are banks and recognised financial institutions with high credit ratings assigned by the credit rating agencies.

Financial assets are written off when there is no reasonable expectations of recovery, such as a debtor failing to engage in a repayment plan with the Company. Where receivables have been written off, the Company continues to engage in enforcement activity to attempt to recover the receivable due. Where recoveries are made, these are recognized as income in the statement of profit and loss.

The Company measures the expected credit loss of trade receivables based on historical trend, industry practices and the business environment in which the entity operates. Loss rates are based on actual credit loss experience and past trends. Based on the historical data, loss on collection of receivable is not material hence no provision considered.

Ageing of Account receivables

(Rs. In Hundred)

Particulars	As at March 31, 2023	As at March 31, 2022
(i) Disputed Trade receivables – considered good		
(ii) Disputed Trade Receivables – considered doubtful		
(iii) Undisputed Trade Receivables considered good		
Less than 6 months	15,882.30	249,949.80
6 months to 1 year	-	-
1 to 2 years	-	-
2 to 3 years	-	-
More than 3 years	873,314.12	890,011.09
(iv) Undisputed Trade Receivables considered doubtful	-	-
Total	889,196.42	1,139,960.89

Financial Assets are considered to be of good quality and there is no significant increase in credit risk.

3) Liquidity Risk

Liquidity risk is the risk that the company will encounter in meeting the obligations associated with its financial liabilities that are settled by delivering cash or another financial asset. The approach of the company to manage liquidity is to ensure, as far as possible, that these will have sufficient liquidity to meet their respective liabilities when they are due, under both normal and stressed conditions, without incurring unacceptable losses or risk damage to their reputation. The company assessed the concentration of risk with respect to refinancing its debt and concluded it to be low.

The table below summarises the maturity profile of the company's financial liabilities based on contractual undiscounted payments.

(Rs. In Hundred)

As on 31st March 2023	Less than 1 year	Between 1 to 5 Years	Beyond 5 years	Total
Borrowings				
- Non current	-	2.70		2.70
- Current	1,647,900.69	-	-	1,647,900.69
Trade payables	279,698.23	4,128.35	-	283,826.58
Other financial liabilities	-	-	-	-
- Current	1,489.50	-	-	1,489.50
Total	1,929,088.41	4,131.05	-	1,933,219.46

(Rs. In Hundred)

As on 31st March 2022	Less than 1 year	Between 1 to 5 Years	Beyond 5 years	Total
Borrowings				
- Non current	-	475.23	-	475.23
- Current	1,694,749.91	-	-	1,694,749.91
Trade payables	4,424.73	20,143.71	-	24,568.44
Other financial liabilities				
- Current	7,916.77	-	-	7,916.77
Total	1,707,091.40	20,618.94	-	1,727,710.35

NOTE 26A : CAPITAL MANAGEMENT

For the purpose of the Company's capital management, capital includes issued capital and all other equity reserves attributable to the equity shareholders of the Company. The primary objective of the Company when managing capital is to safeguard its ability to continue as a going concern and to maintain an optimal capital structure so as to maximize shareholder value.

The capital structure of the group is based on management's judgement of the appropriate balance of key elements in order to meet its strategic and day-to-day needs. We consider the amount of capital in proportion to risk and manage the capital structure in light of changes in economic conditions and the risk characteristics of the underlying assets. In order to maintain or adjust the capital structure, the group may adjust the amount of dividends paid to shareholders, return capital to shareholders or issue new shares.

The Company's policy is to maintain a stable and strong capital structure with a focus on total equity so as to maintain investor, creditors and market confidence and to sustain future development and growth of its business. The Company will take appropriate steps in order to maintain, or if necessary adjust, its capital structure.

SUNRAJ DIAMOND EXPORTS LTD.

NOTE 27 : "DISCLOSURE UNDER THE MICRO, SMALL AND MEDIUM ENTERPRISES DEVELOPMENT ACT, 2006 ARE PROVIDED AS UNDER FOR THE YEAR 2021-2022, TO THE EXTENT THE COMPANY HAS RECEIVED INTIMATION FROM THE "SUPPLIERS" REGARDING THEIR STATUS UNDER THE ACT.

PARTICULARS	As at 31st March, 2023	As at 31st March, 2022
(i) Principal amount and the interest due thereon remaining unpaid to each supplier at the end of each accounting year (but within due date as per the MSMED Act) Principal amount due to micro and small enterprise Interest due on above	- -	- -
(ii) Interest paid by the Company in terms of Section 16 of the Micro, Small and Medium Enterprises Development Act, 2006, along-with the amount of the payment made to the supplier beyond the appointed day during the period	-	-
(iii) Interest due and payable for the period of delay in making payment (which have been paid but beyond the appointed day during the period) but without adding interest specified under the Micro, Small and Medium Development Enterprises Act, 2006	-	-
(iv) The amount of interest accrued and remaining unpaid at the end of each accounting year	-	-
(v) Interest remaining due and payable even in the succeeding years, until such date when the interest dues as above are actually paid to the small enterprises	-	-

Dues to Micro and Small Enterprises have been determined to the extent such parties have been identified on the basis of information collected by the Management. This has been relied upon by the auditors.

Note: 28 Information on Related Party Transactions As Required By Ind As- 24 - 'Related Party Disclosures' For The Year Ended 31st March, 2023

(i) Name of the Related Party and Nature of Relationship

a) Key Management Personnel (KMP)

Sunny S. Gandhi	Executive Director
Shruti Sunny Gandhi	Director
Pravin Dahyabhai Shah	Independent Director
Shivil Kapoor	Independent Director
Anshul Garg	Compliance Officer
Prakash Mehta	Chief Financial Officer

b) Subsidiary Company (SC)
Sunraj Diamonds DMCC

c) Enterprise under significant influence of key management personnel (Enterprise)
Sunraj Investment & Finance Pvt Ltd
K. D. Shah Investments Pvt Ltd

(ii) Transactions carried out with related parties referred in (i) above, in ordinary course of business:

(Rs. In hundred)

Nature of Transactions	Relationship	As At 31st March, 2023	As At 31st March, 2022
(a) Interest Paid K. D. Shah Investments Pvt Ltd	Enterprise	-	9,234.01
(b) Loan Taken Sunny S. Gandhi	KMP	151,828.48	1,474,145.42
(c) Loan Repaid Sunny S. Gandhi K. D. Shah Investments Pvt Ltd	KMP Enterprise	195,492.50 -	600,650.00 534,264.71
(d) Amount Payable As Unsecured Loan Sunny S. Gandhi	KMP	1,647,465.42	1,691,129.44
(e) As Investment As Equity Shares Sunraj Diamond DMCC	Subsidiary Company	59,521.00	59,521.00
(f) Rent Reimbursement Sunraj Investment & Finance Pvt Ltd	Enterprise	120.00	70.80

- i) All related Party Transactions entered during the year were in ordinary course of the business and are on arm's length basis.
- ii) No amounts pertaining to related parties have been provided for as doubtful debts. Also no amounts have been written off or written back during the year

SUNRAJ DIAMOND EXPORTS LTD.

NOTE 29 : EARNINGS PER SHARE

(Amount in Rupees)

PARTICULARS	As At 31st March, 2023	As At 31st March, 2022
Earnings Per Share has been computed as under:		
Profit after tax as per Statement of Profit and Loss	9,296,728	2,940,830
Weighted average number of equity shares outstanding	5,330,400	5,330,400
Basic and diluted earnings per share in rupees (Face Value - 10 per share)	1.74	0.55

ANALYTICAL RATIOS

(Rs. In hundred)

Sr. no.	Particulars	Formula	For the year ended 31st Mar 2023		For the year ended 31st Mar 2022	
			Values	Ratio	Values	Ratio
1	Current Ratio	Current Assets	2,087,511.66	1.08	1,794,242.01	1.04
		Current liabilities	1,933,538.80		1,727,357.36	
Current assets and current liabilities include total current assets and current liabilities as appearing in the balance sheet.						
2	Debt to equity ratio	Total Debt	2.70	0.00	475.23	0.00
		Total Equity	233,154.74		140,187.46	
Total debt includes long-term borrowings whereas total equity includes shareholders' funds						
3	Debt service coverage ratio	Not applicable as there is no loan repayment commitment.				
4	Return on equity	Net Income	92,967.28	0.50	29,408.30	0.15
		Average Shareholder's Equity	186,671.10		190,992.84	
Net income is profit after tax whereas shareholders' equity is shareholders' fund.						
5	Inventory turnover ratio	COGS	138,757.91	0.16	407,752.26	1.29
		Average inventory	859,375.07		315,030.61	
COGS includes purchase cost, changes in inventory and other direct expenses. Average inventory is simple average of opening and closing inventory						
6	Trade receivables turnover ratio	Net credit sales	136,889.87	0.13	438,225.12	0.32
		Average debtors	1,014,578.65		1,371,823.69	
Net credit sales is total credit sales during the year. Average debtors is the simple average of opening and closing trade receivables						

7	Trade payables turnover ratio	Net credit purchase	645,012.03	4.18	955,124.83	7.86
		Average creditors	154,197.51		121,485.75	
Net credit purchase is total credit purchases during the year. Average creditors are the simple average of opening and closing trade payables						
8	Net capital turnover ratio	Net annual sales	136,889.87	1.24	438,225.12	3.65
		Average working capital	110,428.75		120,098.39	
Net credit sales is total credit sales during the year. Average working capital is the simple average of opening and closing working capital						
9	Net profit ratio	Profit after tax	92,967.28	0.68	29,408.30	0.07
		Total sales	136,889.87		438,225.12	
Profit after tax is total profit after tax and total sales is revenue from operations						
10	Return on capital employed	Earning before interest and taxes	93,698.40	0.05	47,420.44	0.03
		Capital employed	1,877,280.90		1,831,906.47	
Earning before interest and taxes. Capital employed includes shareholders' fund, long term and short-term borrowings						
11	Return on investment	Profit after tax	92,967.28	0.05	29,408.30	0.02
		Capital employed	1,877,280.90		1,831,906.47	
Profit after tax is total profit after tax. Capital employed includes shareholders' fund, long term and short-term borrowings						

NOTE 30: CONTINGENT LIABILITIES AND COMMITMENTS

(Rs. In hundred)

PARTICULARS	As At 31st March, 2023	As At 31st March, 2022
a. Contingent Liabilities		
Claims against the Company not acknowledged as debts:		
Income Tax matter in dispute under appeal	136,981.13	74,343.14
TOTAL	136,981.13	74,343.14

(Rs. In hundred)

PARTICULARS	As At 31st March, 2023	As At 31st March, 2022
b. Commitments		
Estimated amount of contracts remaining to be executed on capital account and not provided for (Net of Advances)	-	-
TOTAL	-	-

SUNRAJ DIAMOND EXPORTS LTD.

NOTE: 31 EMPLOYEES' BENEFITS

Defined Benefit Plan:

The company has not undertaken the actuarial valuation as per IND AS 19. Hence the impact of the same on the financial statements have not been ascertained.

NOTE: 32 SEGMENT REPORTING

The company is primarily engaged in single business segment viz., Trading in Gems and precious metals, hence there are no separate reportable primary segments as per Indian Accounting Standard 108 Operating Segments.

NOTE: 33 TITLE DEEDS OF IMMOVABLE PROPERTY

All the title deeds of immovable property are held in the name of the company.

NOTE: 34 RELATIONSHIP WITH STRUCK OFF COMPANIES

The Company has not dealt with any company whose balance is outstanding as on 31/03/2023, and whose name are struck off from registrar of Companies u/s 248 of the Companies Act 2013 or sec 560 of the Companies Act 1956.

NOTE: 35 CORPORATE SOCIAL RESPONSIBILITY

Provisions of Section 135 of the Companies Act, 2013, requires every Company having a net worth of Rupees 500 crore or more, or turnover of Rupees 1000 crore or more or a net profit of rupees 5 crore or more during the immediately preceding financial year shall spend at least 2% of the average net profits of the Company made during the three immediately preceding financial years on Corporate Social Responsibility (CSR). The Company doesn't fall in any of the above criteria, hence provisions of Section 135 of the Companies Act, 2013, is not applicable to the Company.

STATEMENT OF DEPRECIATION U/S 32

PARTICULARS	RATE OF DEPRECIATION	W.D.V. AS ON 01.04.22	Deduct-ions	ADDITIONS		DEPRECIATION	W.D.V. AS ON 31.03.2023
				BEFORE 30.09.2022	AFTER 30.09.2022		
		Rs.		Rs.	Rs.	Rs.	Rs.
Vehicles	15%	1,593,046	-	-	-	238,957	1,354,089
Furniture	10%	130,632	5,000	-	100,000	17,563	208,069
Office Equipments	10%	225,439	2,000	650,000	76,186	91,353	858,272
Computer	40%	241,985	1,000	127,000	-	147,594	220,391
T O T A L		2,191,102	8,000	777,000	176,186	495,467	2,640,821

**As per our report of even date attached
For Govind Prasad and Co.**

**Chartered Accountants
(Firm Reg. No. : 114360W)**

Sd/-

**Govind Prasad
Partner**

Membership No-047948

UDIN: 23047948BGTRIF5299

Date : 29.05.2023

Place: Mumbai

**For and on behalf of the Board of Directors of
Sunraj Diamond Exports Limited**

Sd/-

**Sunny Gandhi
(Whole-Time Director)
DIN-00695322**

Sd/-

**Anshul Garg
(Company Secretary)**

Date : 29.05.2023

Place: Mumbai

Sd/-

**Shivil Kapoor
(Independent Director)
DIN-08616488**

Sd/-

**Prakash Mehta
(Chief Financial Officer)**

This page has been intentionally left blank.

Independent Auditor's Report

To the members of
Sunraj Diamond Exports Limited

I. Report on the audit of the consolidated financial statements

1. Qualified Opinion

We have audited the accompanying Consolidated Financial Statements of **Sunraj Diamond Exports Limited** ("the Company"), which comprise the Balance Sheet as at March 31, 2023, the Statement of Profit and Loss (including Other Comprehensive Income), the Statement of Changes in Equity and the Statement of Cash Flows for the year ended on that date, and notes to financial statement, including a summary of the significant accounting policies and other explanatory information (hereinafter referred to as "the Consolidated Financial Statements").

In our opinion and to the best of our information and according to the explanations given to us, except for the effects of matters described in the basis for qualified opinion section of our report, the aforesaid consolidated Financial Statements give the information required by the Companies Act, 2013 ("the Act") in the manner so required and give a true and fair view in conformity with the Indian Accounting Standards prescribed under section 133 of the Act read with the Companies (Indian Accounting Standards) Rules, 2015, as amended, ("Ind AS") and other accounting principles generally accepted in India, of the state of affairs of the Company as at March 31, 2023, the profit and total comprehensive income, changes in equity and its cash flows for the year ended on that date

2. Basis for Qualified Opinion

As per the note no. 31: Employee Benefits, the company has not made the provision of employee cost with reference to the retirement benefits of the employees.

We conducted our audit of the Consolidated Financial Statements in accordance with the Standards on Auditing (SAs) specified under section 143(10) of the Act (SAs). Our responsibilities under those Standards are further described in the Auditor's Responsibilities for the Audit of the Consolidated Financial Statements section of our report. We are independent of the Company in accordance with the Code of Ethics issued by the Institute of Chartered Accountants of India (ICAI) together with the independence requirements that are relevant to our audit of the financial statements under the provisions of the Act and the Rules made thereunder, and we have fulfilled our other ethical responsibilities in accordance with these requirements and the ICAI's Code of Ethics. We believe that the audit evidence we have obtained is sufficient and appropriate to provide a basis for our audit opinion on the Consolidated Financial Statements.

3. Other Matter

We did not audit the financial information of the subsidiary company as considered in the consolidated financial statements. These financial statements have been audited by other auditor whose report has been furnished to us by the management and our opinion on the consolidated financial statements insofar as it relates to the amounts and disclosures included in respect of the subsidiary and our report in terms of 143(3) of the act insofar as it relates to the aforesaid subsidiaries is based solely on the reports of the auditors.

Our opinion on the consolidated financial statements above and our report on the other legal and regulatory requirements below is not modified in respect of the above matter with respect to our reliance on the work done and the reports of the other auditors

4. Key Audit Matters

Key audit matters are those matters that, in our professional judgment, were of most significance in our audit of the consolidated Financial Statements of the current period. These matters were addressed in the context of our audit of the consolidated Financial Statements as a whole, and in forming our opinion thereon, and we do not provide a separate opinion on these matters. We have not determined any key audit matters which needs specific mention.

5. Information Other than the Consolidated Financial Statements and Auditor's Report Thereon

The Company's Board of Directors is responsible for the preparation of the other information. The other information comprises the information included in the Management Discussion and Analysis, Board's Report including Annexures to Board's Report, Business Responsibility Report, Corporate Governance and Shareholder's Information, but does not include the Consolidated Financial Statements and our auditor's report thereon. Our opinion on the consolidated financial statements does not cover the other information and we do not express any form of assurance conclusion thereon

In connection with our audit of the financial statements, our responsibility is to read the other information and, in doing so, consider whether the other information is materially inconsistent with the consolidated Financial Statements or our knowledge obtained during the course of our audit or otherwise appears to be materially misstated. If, based on the work we have performed, we conclude that there is a material misstatement of this other information; we are required to report that fact. We have nothing to report in this regard.

6. Management's Responsibility for the Consolidated Financial Statements

The Company's Board of Directors is responsible for the matters stated in section 134(5) of the Act with respect to the preparation of these Consolidated Financial Statements that give a true and fair view of the financial position, financial performance, total comprehensive income, changes in equity and cash flows of the Company in accordance with the Ind AS and other accounting principles generally accepted in India. This responsibility also includes maintenance of adequate accounting records in accordance with the provisions of the Act for safeguarding the assets of the Company and for preventing and detecting frauds and other irregularities; selection and application of appropriate accounting policies; making judgments and estimates that are reasonable and prudent; and design, implementation and maintenance of adequate internal financial controls, that were operating effectively for ensuring the accuracy and completeness of the accounting records, relevant to the preparation and presentation of the consolidated financial statements that give a true and fair view and are free from material misstatement, whether due to fraud or error.

In preparing the Consolidated Financial Statements, management is responsible for assessing the Company's ability to continue as a going concern, disclosing, as applicable, matters related to going concern and using the going concern basis of accounting unless management either intends to liquidate the Company or to cease operations, or has no realistic alternative but to do so. The Board of Directors are responsible for overseeing the Company's financial reporting process.

7. Auditor's Responsibilities for the Audit of the Consolidated Financial Statements

Our objectives are to obtain reasonable assurance about whether the Consolidated Financial Statements as a whole are free from material misstatement, whether due to fraud or error, and to issue an auditor's report that includes our opinion. Reasonable assurance is a high level of assurance, but is not a guarantee that an audit conducted in accordance with SAs will always detect a material misstatement when it exists. Misstatements can arise from fraud or error and are considered material if, individually or in the aggregate, they could reasonably be expected to influence the economic decisions of users taken on the basis of these Consolidated Financial Statements.

As part of an audit in accordance with SAs, we exercise professional judgment and maintain professional skepticism throughout the audit. We also:

- i) Identify and assess the risks of material misstatement of the consolidated financial statements, whether due to fraud or error, design and perform audit procedures responsive to those risks, and obtain audit evidence that is sufficient and appropriate to provide a basis for our opinion. The risk of not detecting a material misstatement resulting from fraud is higher than for one resulting from error, as fraud may involve collusion, forgery, intentional omissions, misrepresentations, or the override of internal control.

SUNRAJ DIAMOND EXPORTS LTD.

- ii) Obtain an understanding of internal financial controls relevant to the audit in order to design audit procedures that are appropriate in the circumstances. Under section 143(3)(i) of the Act, we are also responsible for expressing our opinion on whether the Company has adequate internal financial controls with reference to financial statements in place and the operating effectiveness of such controls
- iii) Evaluate the appropriateness of accounting policies used and the reasonableness of accounting estimates and related disclosures made by management
- iv) Conclude on the appropriateness of management's use of the going concern basis of accounting and, based on the audit evidence obtained, whether a material uncertainty exists related to events or conditions that may cast significant doubt on the Company's ability to continue as a going concern. If we conclude that a material uncertainty exists, we are required to draw attention in our auditor's report to the related disclosures in the Consolidated Financial Statements or, if such disclosures are inadequate, to modify our opinion. Our conclusions are based on the audit evidence obtained up to the date of our auditor's report. However, future events or conditions may cause the Company to cease to continue as a going concern
- v) Evaluate the overall presentation, structure and content of the Consolidated Financial Statements, including the disclosures, and whether the Consolidated Financial Statements represent the underlying transactions and events in a manner that achieves fair presentation

Materiality is the magnitude of misstatements in the Consolidated Financial Statements that, individually or in aggregate, makes it probable that the economic decisions of a reasonably knowledgeable user of the Consolidated Financial Statements may be influenced. We consider quantitative materiality and qualitative factors in

- i) planning the scope of our audit work and in evaluating the results of our work; and
- ii) to evaluate the effect of any identified misstatements in the Consolidated Financial Statements.

We communicate with those charged with governance regarding, among other matters, the planned scope and timing of the audit and significant audit findings, including any significant deficiencies in internal control that we identify during our audit.

We also provide those charged with governance with a statement that we have complied with relevant ethical requirements regarding independence, and to communicate with them all relationships and other matters that may reasonably be thought to bear on our independence, and where applicable, related safeguards.

From the matters communicated with those charged with governance, we determine those matters that were of most significance in the audit of the Consolidated Financial Statements of the current period and are therefore the key audit matters. We describe these matters in our auditor's report unless law or regulation precludes public disclosure about the matter or when, in extremely rare circumstances, we determine that a matter should not be communicated in our report because the adverse consequences of doing so would reasonably be expected to outweigh the public interest benefits of such communication

II. Report on Other Legal and Regulatory Requirements

1. As required by Section 143(3) of the Act, based on our audit we report that:
 - A. We have sought and obtained all the information and explanations which to the best of our knowledge and belief were necessary for the purposes of our audit
 - B. In our opinion, proper books of account as required by law have been kept by the Company so far as it appears from our examination of those books.
 - C. The Balance Sheet, the Statement of Profit and Loss including Other Comprehensive Income, Statement of Changes in Equity and the Statement of Cash Flow dealt with by this Report are in agreement with the relevant books of account
 - D. In our opinion, the aforesaid consolidated financial statements comply with the Ind AS specified under Section 133 of the Act, read with Rule 7 of the Companies (Accounts) Rules, 2014
 - E. On the basis of the written representations received from the directors as on March 31, 2023 taken on record by the Board of Directors, none of the directors is disqualified as on March 31, 2023 from being appointed as a director in terms of Section 164 (2) of the Act.
 - F. With respect to the adequacy of the internal financial controls with reference to financial statements of the Company and the operating effectiveness of such controls, refer to our separate Report in "Annexure B". Our report expresses an unmodified opinion on the adequacy and operating effectiveness of the Company's internal financial controls with reference to financial statements.
 - G. With respect to the other matters to be included in the Auditor's Report in accordance with the requirements of section 197(16) of the Act, as amended: In our opinion and to the best of our information and according to the explanations given to us, the remuneration paid by the Company to its directors during the year is in accordance with the provisions of section 197 of the Act.
 - H. With respect to the other matters to be included in the Auditor's Report in accordance with Rule 11 of the Companies (Audit and Auditors) Rules, 2014, as

SUNRAJ DIAMOND EXPORTS LTD.

amended in our opinion and to the best of our information and according to the explanations given to us:

- i) The Company does not have pending litigations having impact on its financial position in its Consolidated Financial Statements
- ii) The Company does not have any material foreseeable losses, if any, on long-term contracts including derivative contracts
- iii) The company has delayed in transferring of dividend to Investor Education Protection Fund as under:

Financial Year	Amount	Due date of payment	Date of payment
2012-13	6,67,157	19 th October, 2021	30 th June 2022

2. Since, the report is on the consolidated financial statements, the report under the Companies (Auditor's Report) Order, 2020 ("the Order") is not required to be issued.

For Govind Prasad and Co.
Chartered Accountants
FRN: 114360W

Sd/-
CA Govind Prasad
Partner
M. No.: 047948
UDIN: 23047948BGTRIG1730

Place : Mumbai

Date : 29th May 2023

ANNEXURE 'A' TO THE AUDITORS' REPORT

The Annexure referred to in our report to the members of Sunraj Diamond Exports Limited for the year ended 31st March, 2023.

On the basis of the information and explanation given to us during the course of our audit, we report that:

1. Property, Plant and Equipment:

The company has maintained proper records showing full particulars, including quantitative details and situation of its Property, Plant and Equipment.

The Company is maintaining proper records showing full particulars of intangible assets.

As explained to us, Property, Plant and Equipment have been physically verified by the management at reasonable intervals; no material discrepancies were noticed on such verification.

The Company is not having any immovable property hence the clause related to Title deed is not applicable.

The Company has not revalued its Property, Plant and Equipment (Including right of Use assets) or intangible assets or both during the year.

No proceedings have been initiated or are pending against the Company for holding any Benami Property under the Benami Transactions (Prohibition) Act 1988 (45 of 1988) and rules made thereunder.

2. Inventory:

As explained to us, inventories have been physically verified during the year by the management at reasonable intervals. No material discrepancy of 10% or more in the aggregate for each class of inventory was noticed on physical verification of stocks by the management as compared to book records.

During any point of time of the year, the company has not been sanctioned any working capital limits from banks or financial institutions on the basis of security of current assets.

3. Loans, Guarantee and Advances given:

The company has not granted loans secured or unsecured to companies, firms, Limited Liability Partnerships or other parties covered in the register maintained under section 189 of the Companies Act, 2013

4. Loans, Guarantee and Advances to Director of Company:

During the year the company has not provided any loans, guarantees, advances and securities to the director of the company and the company is compliant provisions of section 185 and 186 of the Companies Act, 2013.

SUNRAJ DIAMOND EXPORTS LTD.

5. Deposits:

The Company has not accepted any deposits from the public and hence the directives issued by the Reserve Bank of India and the provisions of Sections 73 to 76 or any other relevant provisions of the Act and the Companies (Acceptance of Deposit) Rules, 2015 with regard to the deposits accepted from the public are not applicable.

6. Maintenance of costing records:

As per information & explanation given by the management, maintenance of cost records has not been specified by the Central Government under sub-section (1) of section 148 of the Companies Act, 2013.

7. Deposit of statutory liabilities:

- The company is irregular in depositing undisputed statutory dues including provident fund, Employee's state insurance, income-tax, sales-tax, goods and service tax, duty of customs, duty of excise, value added tax, cess and any other statutory dues to the appropriate authorities.
- Dues of income tax or sales tax or service tax or duty of customs or duty of excise or value added tax or goods and service tax have been deposited on time there is no dispute pending on the part of company, except for the dispute mentioned below.

Statute of under which dispute is pending	Financial Year	Amount	Authority before which pending
Income Tax Act 1961	2012-13	60,24,929	Commissioner of Income Tax (Appeals)
Income Tax Act 1961	2013-14	76,73,080	Commissioner of Income Tax (Appeals)

8. Surrendered or disclosed as income in the tax assessments:

The Company does not have any transactions to be recorded in the books of account that has been surrendered or disclosed as income during the year in the tax assessments under the Income Tax Act, 1961 (43 of 1961).

9. Default in repayment of borrowings:

- a) In our opinion and according to the information and explanations given by the management, we are of the opinion that, the Company has not defaulted in repayment of loans or other borrowings or in the payment of Interest thereon to any lender.
- b) The company is not declared willful defaulter by any bank or financial institution or other lender

- c) The term loans were applied for the purpose for which the loans were obtained
- d) No funds raised on short term basis have been utilized for Long Term Purpose.
- e) The company has not taken any funds from any entity or person on account of or to meet the obligations of its subsidiaries, associates or joint ventures.
- f) The company has not raised loans during the year on the pledge of securities held in its subsidiaries, joint ventures or associate companies

10. Funds raised and utilisation:

Based on our audit procedures and according to the information given by the management, the company has not raised any money by way of initial public offer or further public offer (including debt instruments) or taken any term loan during the year.

The company has not made any preferential allotment or private placement of shares or fully or partly convertible debentures during the year under review.

11. Fraud and whistle-blower complaints:

According to the information and explanations given to us, we report that no fraud by the company or any fraud on the Company by its officers or employees has been noticed or reported during the year.

No Report under Sub section 12 of Section 143 of the Companies Act has been filed by the Auditors in the form ADT-4 as prescribed under Rule 13 of the Companies (Audit and Auditors) Rules, 2014 with the Central Government.

No Whistle-blower complaints have been received during the year by the Company.

12. Nidhi Company:

The company is not a Nidhi Company. Therefore, clause (xii) of the order is not applicable to the company.

13. Related Party Transactions:

According to the information and explanations given to us, all transactions with the related parties are in compliance with sections 177 and 188 of Companies Act, 2013 wherever applicable and the details have been disclosed in the Financial Statements etc. as required by the applicable accounting standards.

14. Internal Audit:

The company does not have internal audit system and the same clause is not commented.

15. Non Cash Transactions:

The company has not entered into non-cash transactions with directors or persons connected with him.

SUNRAJ DIAMOND EXPORTS LTD.

16. Registration under RBI act:

The company is not required to be registered under section 45-IA of the Reserve Bank of India Act, 1934.

The Company has not conducted any Non-Banking Financial or Housing Finance activities hence the said clause is not applicable

The Company is not a Core Investment Company as defined in the regulations made by Reserve Bank of India. Hence clause "C" and clause "D" are not applicable

17. Cash Losses:

The company has not incurred cash losses in the current financial year as well as in immediately preceding financial year.

18. Resignation of Statutory Auditors:

There has been no instance of any resignation of the statutory auditors occurred during the year.

19. Material uncertainty on meeting liabilities:

On the basis of financial Ratios, Aging and expected dates of Realisation of financial assets and payment of financial liabilities, other Information accompanying the financial statements, In our opinion, No material uncertainty exists as on the date of the audit report and that company is capable of meeting its liabilities existing at the date of balance sheet as and when they fall due within a period of 1 year from the balance sheet date

20. Transfer to fund specified under Schedule VII of Companies Act, 2013

The same is not applicable to the company

21. Qualifications or adverse auditor remark in other group companies

This Clause is not applicable to the company

For Govind Prasad and Co.
Chartered Accountants
FRN: 114360W

Sd/-
CA Govind Prasad
Partner
M. No.: 047948
UDIN: 23047948BGTRIG1730

Place : Mumbai

Date : 29th May 2023

ANNEXURE - B TO THE AUDITORS' REPORT

Report on the Internal Financial Controls under Clause (i) of Sub-section 3 of Section 143 of the Companies Act, 2013 ("the Act")

We have audited the internal financial controls over financial reporting of **Sunraj Diamond Exports Limited**. ("The Company") as of 31 March 2023 in conjunction with our audit of the consolidated financial statements of the Company for the year ended on that date.

Management's Responsibility for Internal Financial Controls

The Company's management is responsible for establishing and maintaining internal financial controls based on the internal control over financial reporting criteria established by the Company considering the essential components of internal control stated in the Guidance Note on Audit of Internal Financial Controls over Financial Reporting issued by the Institute of Chartered Accountants of India ('ICAI'). These responsibilities include the design, implementation and maintenance of adequate internal financial controls that were operating effectively for ensuring the orderly and efficient conduct of its business, including adherence to company's policies, the safeguarding of its assets, the prevention and detection of frauds and errors, the accuracy and completeness of the accounting records, and the timely preparation of reliable financial information, as required under the Companies Act, 2013.

Auditors' Responsibility

Our responsibility is to express an opinion on the Company's internal financial controls over financial reporting based on our audit. We conducted our audit in accordance with the Guidance Note on Audit of Internal Financial Controls over Financial Reporting (the "Guidance Note") and the Standards on Auditing, issued by ICAI and deemed to be prescribed under section 143(10) of the Companies Act, 2013, to the extent applicable to an audit of internal financial controls, both applicable to an audit of Internal Financial Controls and, both issued by the Institute of Chartered Accountants of India. Those Standards and the Guidance Note require that we comply with ethical requirements and plan and perform the audit to obtain reasonable assurance about whether adequate internal financial controls over financial reporting was established and maintained and if such controls operated effectively in all material respects.

Our audit involves performing procedures to obtain audit evidence about the adequacy of the internal financial controls system over financial reporting and their operating effectiveness. Our audit of internal financial controls over financial reporting included obtaining an understanding of internal financial controls over financial reporting, assessing the risk that a material weakness exists, and testing and evaluating the design and operating effectiveness of internal control based on the assessed risk. The procedures selected depend on the auditor's judgment, including the assessment of the risks of material misstatement of the financial statements, whether due to fraud or error.

We believe that the audit evidence we have obtained is sufficient and appropriate to provide a basis for our audit opinion on the Company's internal financial controls system over financial reporting.

SUNRAJ DIAMOND EXPORTS LTD.

Meaning of Internal Financial Controls over Financial Reporting

A company's internal financial control over financial reporting is a process designed to provide reasonable assurance regarding the reliability of financial reporting and the preparation of financial statements for external purposes in accordance with generally accepted accounting principles. A company's internal financial control over financial reporting includes those policies and procedures that (1) pertain to the maintenance of records that, in reasonable detail, accurately and fairly reflect the transactions and dispositions of the assets of the company; (2) provide reasonable assurance that transactions are recorded as necessary to permit preparation of financial statements in accordance with generally accepted accounting principles, and that receipts and expenditures of the company are being made only in accordance with authorisations of management and directors of the company; and (3) provide reasonable assurance regarding prevention or timely detection of unauthorised acquisition, use, or disposition of the company's assets that could have a material effect on the financial statements.

Inherent Limitations of Internal Financial Controls over Financial Reporting

Because of the inherent limitations of internal financial controls over financial reporting, including the possibility of collusion or improper management override of controls, material misstatements due to error or fraud may occur and not be detected. Also, projections of any evaluation of the internal financial controls over financial reporting to future periods are subject to the risk that the internal financial control over financial reporting may become inadequate because of changes in conditions, or that the degree of compliance with the policies or procedures may deteriorate.

Opinion

In our opinion, the Company has, in all material respects, an adequate internal financial controls system over financial reporting and such internal financial controls over financial reporting were operating effectively as at 31 March 2023, based on the internal control over financial reporting criteria established by the Company considering the essential components of internal control stated in the Guidance Note on Audit of Internal Financial Controls Over Financial Reporting issued by the Institute of Chartered Accountants of India.

For Govind Prasad and Co.
Chartered Accountants
FRN: 114360W

Sd/-
CA Govind Prasad
Partner
M. No.: 047948
UDIN: 23047948BGTRIG1730

Place : Mumbai
Date : 29th May 2023

CONSOLIDATED BALANCE SHEET AS AT 31ST MARCH 2023

(Rs. In hundred)

PARTICULARS	NOTES	As at 31st March 2023	As at 31st March 2022
ASSETS			
Non-current Assets			
Property, Plant and Equipments	2	11,795.04	5,643.02
Intangible Assets	3	1,766.32	2,782.90
Financial Assets			
Investments	4	150.00	150.00
Other Financial Assets	5	2,175.00	2,175.00
Deferred Tax Assets (Net)	6	3,777.22	3,506.13
		19,663.58	14,257.05
Current Assets			
Inventories		1,122,058.89	596,691.25
Financial Assets			
Trade Receivables	7	889,196.42	1,139,960.89
Cash and Cash Equivalents	8A	51,150.22	24,006.86
Other Balance with Banks	8B	-	6,671.57
Loans	9	3,010.00	2,940.00
Other Current Assets	10	24,930.34	23,971.44
		2,090,345.87	1,794,242.01
		2,110,009.45	1,808,499.06
TOTAL ASSETS			
EQUITY & LIABILITIES			
EQUITY			
Equity Share Capital	11A	533,040.00	533,040.00
Other Equity	11B	(424,217.65)	(457,888.37)
		108,822.35	75,151.63
LIABILITIES			
NON-CURRENT LIABILITIES			
Financial Liabilities			
Borrowings	12	2.70	475.23
		2.70	475.23
CURRENT LIABILITIES			
Financial Liabilities			
Borrowings	13	1,647,900.69	1,700,264.73
Trade Payables	14	351,472.17	24,568.44
Other Financial Liabilities	15	1,489.50	7,916.77
Other Current Liabilities	16	322.04	122.25
		2,001,184.40	1,732,872.19
		2,110,009.45	1,808,499.06
TOTAL EQUITY AND LIABILITIES			
Significant Accounting Policies and key accounting estimates and judgements	1		
Notes are an integral part of the financial statements			
As per our report of even date attached For Govind Prasad and Co. Chartered Accountants (Firm Reg. No. : 114360W) Sd/- Govind Prasad Partner Membership No-047948 UDIN: 23047948BGTRIG1730 Date : 29.05.2023 Place: Mumbai		For and on behalf of the Board of Directors of Sunraj Diamond Exports Limited Sd/- Sunny Gandhi (Whole-Time Director) DIN-00695322 Sd/- Anshul Garg (Company Secretary) Date : 29.05.2023 Place: Mumbai	
		Sd/- Shivil Kapoor (Independent Director) DIN-08616488 Sd/- Prakash Mehta (Chief Financial Officer)	

SUNRAJ DIAMOND EXPORTS LTD.

CONSOLIDATED STATEMENT OF PROFIT AND LOSS FOR THE YEAR ENDED 31ST MARCH 2023

(Rs. In hundred)			
PARTICULARS	NOTES	Year Ended 31st March 2023	Year Ended 31st March 2022
INCOME FROM OPERATIONS			
Income from operations	17	136,889.87	438,225.12
Other Income	18	72,289.93	46,046.59
TOTAL INCOME (I)		209,179.80	484,271.71
EXPENSES			
Cost of Traded Goods	19	645,012.03	955,124.83
Change in Inventories of Finished Goods & Raw Material	20	(525,367.63)	(563,321.29)
Employee Benefit Expenses	21	19,113.51	15,948.73
Finance Cost	22	794.32	16,613.29
Depreciation and Amortisation Expense	23	2,313.43	584.53
Other Expenses	24	33,706.62	33,983.75
TOTAL (II)		175,572.28	458,933.83
PROFIT/(LOSS) BEFORE TAX		33,607.52	25,337.88
Tax Expenses	25		
Current Tax		-	-
Deferred Tax		(271.27)	1,398.86
Tax in respect of earlier years		208.07	-
		(63.20)	1,398.86
PROFIT/(LOSS) AFTER TAX		33,670.72	23,939.02
OTHER COMPREHENSIVE INCOME (OCI)			
Items that will not be reclassified to Statement of Profit and Loss		-	-
Items that will be reclassified to Statement of Profit and Loss		-	-
TOTAL OTHER COMPREHENSIVE INCOME		-	-
TOTAL COMPREHENSIVE INCOME FOR THE YEAR		33,670.72	23,939.02
Earnings per equity share (Face value of 10 each)	39		
1) Basic (in Rs.)		0.63	0.45
2) Diluted (in Rs.)		0.63	0.45

Significant Accounting Policies and key accounting estimates and judgements

1

Notes are an integral part of the financial statements

As per our report of even date attached
For Govind Prasad and Co.
Chartered Accountants
(Firm Reg. No. : 114360W)

Sd/-
Govind Prasad
Partner
Membership No-047948
UDIN: 23047948BGTRIG1730

Date : 29.05.2023
Place: Mumbai

For and on behalf of the Board of Directors of
Sunraj Diamond Exports Limited

Sd/-
Sunny Gandhi
(Whole-Time Director)
DIN-00695322

Sd/-
Anshul Garg
(Company Secretary)
Date : 29.05.2023
Place: Mumbai

Sd/-
Shivil Kapoor
(Independent Director)
DIN-08616488

Sd/-
Prakash Mehta
(Chief Financial Officer)

CONSOLIDATED CASH FLOW STATEMENT FOR THE YEAR ENDED 31ST MARCH, 2023

(Rs. In hundred)

PARTICULARS	As at 31st March 2023	As at 31st March 2022
A. CASH FLOW FROM OPERATING ACTIVITIES		
Profit Before tax	33,607.52	25,337.88
Adjustment for :		
Depreciation and Amortisation & Exceptional items	2,313.43	584.53
Loss on sale of asset	733.19	-
Exchange rate difference	(31,858.90)	(38,967.40)
Interest Received	(0.34)	(4.59)
Finance Costs	794.32	16,613.29
Operating Profit before Working Capital Changes	5,589.22	3,563.70
Adjustment for :		
(Increase) / Decrease in Trade Receivables	282,623.38	441,095.26
(Increase) / Decrease in Financial Assets	(70.00)	(247.00)
(Increase) / Decrease in Inventories	(525,367.63)	(563,321.29)
(Increase) / Decrease in Other assets	5,712.66	1,587.74
Increase / (Decrease) in Trade and other payables	320,676.25	(145,130.07)
Cash generated from Operations activities	89,163.88	(262,451.66)
Direct Taxes Paid (Net of Refund)	(208.07)	(200.17)
Net Cash from Operating Activities (A)	88,955.80	(262,651.83)
B. CASH FLOW FROM INVESTING ACTIVITIES		
Purchases of Property, Plant and equipment	(8,261.87)	(3,818.22)
Interest Received	0.34	4.59
Sale of Property, Plant and equipment	80.00	-
Net Cash used in Investing Activities (B)	(8,181.53)	(3,813.63)
C. CASH FLOW FROM FINANCING ACTIVITIES		
Borrowings (net of borrowings repaid)	(52,836.58)	299,154.72
Finance Cost	(794.32)	(16,613.29)
Net Cash used in Financing Activities (C)	(53,630.90)	282,541.43
NET INCREASE/(DECREASE) IN CASH & EQUIVALENTS	27,143.37	16,075.97
Cash & Cash Equivalents at the beginning of the year	24,006.86	7,930.89
Unrealised Gain/(Loss) on foreign currency Cash and Cash Equivalents		
Cash & Cash Equivalents at the end of the year	51,150.22	24,006.86

(a) The above Cash Flow Statement has been prepared under the "Indirect Method" as set out in the Indian Accounting Standard (Ind-As-7)- Statement of Cash Flow

(b) PARTICULAR

	As at 31st MARCH,2023	As at 31st March,2022
Cash and Cash Equivalents comprises of		
Balance with Banks:		
-Current Accounts	47,441.05	22,042.79
-Exchange Foreign Currency Account		
-FDRs	-	500.00
Cash on hand	3,709.17	1,464.06

As per our report of even date attached
For Govind Prasad and Co.
Chartered Accountants
(Firm Reg. No. : 114360W)

Sd/-
Govind Prasad
Partner
Membership No-047948
UDIN: 23047948BGTRIG1730

Date : 29.05.2023
Place: Mumbai

For and on behalf of the Board of Directors of
Sunraj Diamond Exports Limited

<p>Sd/- Sunny Gandhi (Whole-Time Director) DIN-00695322 Sd/- Anshul Garg (Company Secretary) Date : 29.05.2023 Place: Mumbai</p>	<p>Sd/- Shivil Kapoor (Independent Director) DIN-08616488 Sd/- Prakash Mehta (Chief Financial Officer)</p>
--	--

SUNRAJ DIAMOND EXPORTS LTD.

Consolidated Statement of changes in equity for the year ended 31st March 2023

A : EQUITY SHARE CAPITAL

(Rs. In hundred)

PARTICULARS	As at	As at
	31st March 2023	31st March 2022
Balance at the beginning of the Reporting period	533,040	533,040
Changes in Equity Share capital during the year	-	-
Balance at the end of the reporting period	533,040	533,040

B : OTHER EQUITY

(Rs. In hundred)

OTHER EQUITY	Reserves & Surplus			Total
	Capital Reserve	General Reserve	Retained Earning	
Balance as at 01st April 2021 (A)	5,980.00	5,697.18	(544,571.99)	(532,894.81)
Addition during the year:				
Profit/(Loss) for the period	-	-	23,939.02	23,939.02
Items of OCI for the year, net of tax-	-	-	-	-
Total Comprehensive Income for the period ended 31st March 2022(B)	-	-	23,939.02	23,939.02
Reductions during the year	-	-	51,067.42	51,067.42
Total (C)	-	-	51,067.42	51,067.42
Balance as at 31st March 2022 (D)=(A+B+C)	5,980.00	5,697.18	(469,565.55)	(457,888.37)
Addition during the year:				
Profit/(Loss) for the period	-	-	33,670.72	33,670.72
Items of OCI for the year, net of tax-	-	-	-	-
Total Comprehensive Income for the period ended 31/03/2023 (E)	-	-	33,670.72	33,670.72
Reductions/Addition during the year	-	-	-	-
Total (F)	-	-	-	-
Balance as at 31st March 2023 (G)=(D+E+F)	5,980.00	5,697.18	(435,894.83)	(424,217.65)

As per our report of even date attached
For Govind Prasad and Co.
Chartered Accountants
(Firm Reg. No. : 114360W)

Sd/-
Govind Prasad
Partner
Membership No-047948
UDIN: 23047948BGTRIG1730

Date : 29.05.2023
Place: Mumbai

For and on behalf of the Board of Directors of
Sunraj Diamond Exports Limited

Sd/-
Sunny Gandhi
(Whole-Time Director)
DIN-00695322

Sd/-
Anshul Garg
(Company Secretary)
Date : 29.05.2023
Place: Mumbai

Sd/-
Shivil Kapoor
(Independent Director)
DIN-08616488

Sd/-
Prakash Mehta
(Chief Financial Officer)

NOTES TO THE FINANCIAL STATEMENTS FOR THE YEAR ENDED 31st MARCH, 2023

COMPANY OVERVIEW

Sunraj Diamonds exports limited is a public limited company has been incorporated under the provisions of the Companies Act, 1956. Its shares are listed in BSE Stock Exchange. The Company is engaged in the business of manufacturing, trading and exporting of gold jewellery, cut and polished diamond and silver items.

NOTE 1 SIGNIFICANT ACCOUNTING POLICIES

Basis of preparation

a. Statement of compliance with Ind AS

These financial statements are prepared in accordance with Indian Accounting Standards (Ind AS) as per the Companies (Indian Accounting Standards) Rules, 2015 and Companies (Indian Accounting Standards) (Amendment) Rules, 2016 notified under Section 133 of Companies Act, 2013 (the 'Act') and other relevant provisions of the Act.

b. Functional and presentation currency

These financial statements are presented in Indian Rupees (INR), which is the functional and reporting currency. Recognition and Measurement of foreign transaction have been disclosed in note 3(t.) below.

c. Basis of Measurement

The company financial statements have been prepared on the historical cost basis.

d. Use of Estimates and Judgements

The preparation of these financial statements in conformity with the recognition and measurement principles of Ind AS requires the management of the Company to make estimates and assumptions that affect the reported balances of assets and liabilities, disclosures relating to contingent liabilities as at the date of the financial statements and the reported amounts of income and expense for the periods presented.

Estimates and underlying assumptions are reviewed on an ongoing basis. Revisions to accounting estimates are recognised in the period in which the estimates are revised and future periods are affected.

Key sources of estimation of uncertainty at the date of the financial statements, which may cause a material adjustment to the carrying amounts of assets and liabilities within the next financial year, is in respect of impairment of investments, useful lives of property, plant and equipment, valuation of deferred tax assets.

i) Impairment of investments

The company reviews its carrying value of investments carried at amortised cost annually, or more frequently when there is indication for impairment. If the recoverable amount is less than its carrying amount, the impairment loss is accounted for.

ii) Useful lives of property, plant and equipment

The company reviews the useful life of property, plant and equipment at the end of each reporting period. This reassessment may result in change in depreciation expense in future periods.

iii) Valuation of deferred tax assets

The company reviews the carrying amount of deferred tax assets at the end of each reporting period.

e. Measurement of Fair Values

The company has established control framework with respect to the measurement of fair values. The company regularly reviews significant unobservable inputs and valuation adjustments. If third party information, such as broker quotes or pricing services, is used to measure fair values, then the company assesses the evidence obtained from the third parties to support the conclusion that these valuations meet the requirements of Ind AS, including the level in fair value hierarchy in which the valuations should be classified.

Significant valuation issues are reported to the Company's Board of Directors.

Fair values are categorised into different levels in a fair value hierarchy based on the inputs used in the valuation techniques as follows:

Level 1 - quoted (unadjusted) market prices in active markets for identical assets or liabilities.

Level 2 - inputs other than quoted prices included in Level 1 that are observable for the asset or liability, either directly (i.e as prices) or indirectly (i.e derived from prices).

Level 3 - inputs for the asset or liability that are not based on observable market data (unobservable inputs).

When measuring the fair value of an asset or a liability, the company uses observable market data as far as possible. If the inputs used to measure the fair value of an asset or a liability fall into different levels of the fair value hierarchy, then the fair value measurement is categorised in its entirety in the same level of the fair value hierarchy as the lowest level input that is significant to the entire measurement.

The company recognises transfers between levels of the fair value hierarchy at the end of the reporting period during which the change has occurred.

f. Revenue Recognition:

Revenue from contracts with customer

Revenue from contracts with customers is recognized on transfer of control of promised goods or services to a customer at an amount that reflects the consideration to which the Company is expected to be entitled to in exchange for those goods or services.

Revenue towards satisfaction of a performance obligation is measured at the amount of transaction price (net of variable consideration) allocated to that performance obligation. The transaction price of goods sold and services rendered is net of variable consideration on account of various discounts and schemes offered by the Company as part of the contract. This variable consideration is estimated based on the expected value of outflow. Revenue (net of variable consideration) is recognized only to the extent that it is highly probable that the amount will not be subject to significant reversal when uncertainty relating to its recognition is resolved.

i) Sale of products

Revenue from sale of products is recognized when the control on the goods have been transferred to the customer. The performance obligation in case of sale of product is satisfied at a point in time i.e., when the material is shipped to the customer or on delivery to the customer, as may be specified in the contract.

ii) Interest Income

Interest income on deposits, securities and loans is recognised at the agreed rate on time proportionate basis.

iii) Dividend income:

Dividend income on investments is recognised as and when received.

g. Earning per Share :

Basic earnings per share is calculated by dividing the net profit after tax for the year attributable to equity shareholders of the Company by the weighted average number of equity shares outstanding during the year. Diluted earnings per share is calculated by dividing net profit attributable to equity shareholders (after adjustment for diluted earnings) by average number of weighted equity shares outstanding during the year plus potential equity shares.

h. Provisions, Contingent Liabilities and Contingent Assets :

Provisions involving a substantial degree of estimation in measurement are recognized

SUNRAJ DIAMOND EXPORTS LTD.

when there is a present obligation as a result of past events and it is probable that there will be an outflow of resources. Contingent liabilities are not recognized but are disclosed in the accounts by way of a note. Contingent assets are neither recognized nor disclosed in the financial statements.

i. Cash and cash equivalents

Cash and cash equivalents include cash and cheques in hand, bank balances, demand deposits with banks and other short term highly liquid investments that are readily convertible to known amounts of cash and which are subject to an insignificant risk of changes in value where original maturity is three months or less.

j. Cash Flow Statement

Cash flows are reported using the indirect method whereby the profit before tax is adjusted for the effect of the transactions of a non cash nature, any deferrals or accruals of past and future operating cash receipts or payments and items of income or expenses associated with investing or financing cash flows. The cash flows from operating, investing and financing activities of the Company are segregated.

k. Property, Plant And Equipment

i) Recognition and Measurement

Items of property, plant and equipment are measured at cost, which includes capitalised borrowing costs, less accumulated depreciation, and accumulated impairment losses, if any, except freehold land which is carried at historical cost.

Cost of an item of property, plant and equipment comprises its purchase price, including import duties and non-refundable purchase taxes, after deducting trade discounts and rebates, any directly attributable cost of bringing the item to its working condition for its intended use and estimated costs of dismantling and removing the item and restoring the site on which it is located.

The cost of a self-constructed item of property, plant and equipment comprises the cost of materials and direct labor, any other costs directly attributable to bringing the item to working condition for its intended use, and estimated costs of dismantling and removing the item and restoring the site on which it is located.

When significant parts of plant and equipment are required to be replaced at intervals, the Company depreciates them separately based on their specific useful lives. Likewise, when a major inspection is performed, its cost is recognised in the carrying amount of the plant and equipment as a replacement if the recognition criteria are satisfied. All other repair and maintenance costs are recognised in the statement of profit and loss as incurred.

Useful lives have been determined in accordance with Schedule II to the Companies

Act, 2013. The residual values are not more than 5% of the original cost of the asset.

Capital Work-in-progress includes cost of assets at sites and constructions expenditure.

Gains and losses on disposal of an item of property, plant and equipment are determined by comparing the proceeds from disposal with the carrying amount of property, plant and equipment, and are recognized net within other income/other expenses in statement of profit and loss.

ii) Subsequent Expenditure

Subsequent expenditure is capitalised only if it is probable that the future economic benefits associated with the expenditure will flow to the Company.

iii) Depreciation/Amortisation

Depreciation is calculated on cost of items of property, plant and equipment (other than freehold land and properties under construction) less their estimated residual values over their estimated useful lives using the straight-line method and is generally recognised in the statement of profit and loss. Amortization on leasehold land is provided over the period of lease.

Depreciation method, useful lives and residual values are reviewed at each financial year-end and adjusted if appropriate. Based on technical evaluation and consequent advice, the management believes that its estimates of useful lives best represent the period over which management expects to use these assets.

Depreciation is not recorded on capital work-in-progress until construction and installation are complete and the asset is ready for its intended use.

Depreciation on additions (disposals) is provided on a pro-rata basis i.e. from (up to) the date on which asset is ready for use (disposed of).

v) Derecognition

An item of property, plant and equipment and any significant part initially recognised is derecognised upon disposal or when no future economic benefits are expected from its use or disposal. Any gain or loss arising on derecognition of the asset (calculated as the difference between the net disposal proceeds and the carrying amount of the asset) is included in the statement of profit and loss, when the asset is derecognised.

I. Recognition of Dividend Income, Interest Income

Dividend on financial instruments is recognized as and when realized. Interest is recognized on accrual basis.

SUNRAJ DIAMOND EXPORTS LTD.

m. Income Tax

Income tax comprises current and deferred tax. It is recognised in profit or loss except to the extent that it relates to a business combination or to an item recognised directly in equity or in other comprehensive income.

i) Current Tax

Current tax comprises the expected tax payable or receivable on the taxable income or loss for the year and any adjustment to the tax payable or receivable in respect of previous years. The amount of current tax reflects the best estimate of the tax amount expected to be paid or received after considering the uncertainty, if any, related to income taxes. It is measured using tax rates (and tax laws) enacted or substantively enacted by the reporting date.

Current tax assets and current tax liabilities are offset only if there is a legally enforceable right to set off the recognised amounts, and it is intended to realise the asset and settle the liability on a net basis or simultaneously.

ii) Deferred Tax

Deferred tax is recognised in respect of temporary differences between the carrying amounts of assets and liabilities for financial reporting purposes and the corresponding amounts used for taxation purposes. Deferred tax is also recognised in respect of carried forward tax losses and tax credits.

Deferred tax assets are recognised to the extent that it is probable that future taxable profits will be available against which they can be used. The existence of unused tax losses is strong evidence that future taxable profit may not be available. Therefore, in case of a history of recent losses, the Company recognises a deferred tax asset only to the extent that it has sufficient taxable temporary differences or there is convincing other evidence that sufficient taxable profit will be available against which such deferred tax asset can be realised.

Deferred tax assets unrecognised or recognised, are reviewed at each reporting date and are recognised/ reduced to the extent that it is probable/ no longer probable respectively that the related tax benefit will be realised.

Deferred tax is measured at the tax rates that are expected to apply to the period when the asset is realised or the liability is settled, based on the laws that have been enacted or substantively enacted by the reporting date.

The measurement of deferred tax reflects the tax consequences that would follow from the manner in which the Company expects, at the reporting date, to recover or settle the carrying amount of its assets and liabilities.

Deferred tax assets and liabilities are offset only if there is a legally enforceable

right to offset current tax liabilities and assets, and they relate to income taxes levied by the same tax authority on the same taxable entity, or on different taxable entities, but they intend to settle current tax liabilities and assets on net basis or their tax assets and liabilities will be realised simultaneously.

n. Intangible assets

Intangible assets acquired are measured on initial recognition at cost. Following initial recognition, intangible assets are carried at cost less any accumulated amortisation and accumulated impairment losses.

The useful lives of intangible assets are assessed as either finite or indefinite. The Company currently does not have any intangible assets with indefinite useful life. Intangible assets are amortised over the useful economic life and assessed for impairment whenever there is an indication that the intangible asset may be impaired. The amortisation period and the amortisation method for an intangible asset are reviewed at least at the end of each reporting period. Changes in the expected useful life or the expected pattern of consumption of future economic benefits embodied in the asset are considered to modify the amortisation period or method, as appropriate, and are treated as changes in accounting estimates. The amortisation expense on intangible assets is recognised in the statement of profit and loss unless such expenditure forms part of carrying value of another asset.

Gains or losses arising from derecognition of an intangible asset are measured as the difference between the net disposal proceeds and the carrying amount of the asset and are recognised in the statement of profit and loss when the asset is derecognised.

o. Inventories

Inventories are valued at the lower of cost and net realisable value except scrap and by products which are valued at net realisable value. Costs incurred in bringing the inventory to its present location and condition are accounted for as follows:

- i)** Raw materials: cost includes cost of purchase and other costs incurred in bringing the inventories to their present location and condition. Cost is determined on weighted average basis.
- ii)** Finished goods and work in progress: cost includes cost of direct materials and labour and a proportion of manufacturing overheads based on the normal operating capacity, but excluding borrowing costs. Cost is determined on weighted average basis.

p. Financial instruments

A financial instrument is any contract that gives rise to a financial asset of one entity and a financial liability or equity instrument of another entity.

1 Financial assets

i) Classification

- A financial asset is measured at amortized cost if it meets both of the following conditions and is not designated as at Fair Value through Profit and Loss Account (FVTPL):
 - the asset is held within a business model whose objective is to hold assets to collect contractual cash flows; and
 - the contractual terms of a financial asset give rise on specified dates to cash flows that are solely payments of principal and interest on the principal amount outstanding.
- A debt investment is measured at Fair Value through other comprehensive income (FVOCI) if it meets both of the following conditions and is not designated as at FVTPL:
 - the asset is held within a business model whose objective is achieved by both collecting contractual cash flows and selling financial assets; and
 - the contractual terms of the financial asset give rise on specified dates to cash flows that are solely payments of principal and interest on the principal amount outstanding.
- Financial assets are not reclassified subsequent to their initial recognition except if and in the period the Company changes its business model for managing financial assets.

ii) Measurement

At initial recognition, the Company measures a financial asset when it becomes a party to the contractual provisions of the instruments and measures at its fair value except trade receivables which are initially measured at transaction price. Transaction costs are incremental costs that are directly attributable to the acquisition of the financial asset. Transaction costs of financial assets carried at fair value through profit or loss are expensed in profit or loss. A regular way purchase and sale of financial assets are accounted for at trade date.

iii) Subsequent Measurement and Gains and Losses

Financial assets at FVTPL :- These assets are subsequently measured at fair value. Net gains including any interest or dividend income, are recognized in profit or loss.

Financial assets at amortized cost :-These assets are subsequently measured at amortized cost using the effective interest method. The amortized cost is reduced by impairment losses. Interest income, foreign exchange gains and losses and impairment are recognized in profit or loss. Any gain or loss on de-recognition is recognized in profit or loss.

iv) Derecognition

The Company derecognises a financial asset when the contractual rights to the cash flows from the financial asset expire, or it transfers the rights to receive the contractual cash flows in a transaction in which substantially all of the risks and rewards of ownership of the financial asset are transferred or in which the Company neither transfers nor retains substantially all of the risks and rewards of ownership and does not retain control of the financial asset.

If the Company enters into transactions whereby it transfers assets recognised on its balance sheet, but retains either all or substantially all of the risks and rewards of the transferred assets, the transferred assets are not derecognised.

2 Financial Liabilities

i) Classification, Subsequent Measurement and Gains and Losses

Financial liabilities are classified as measured at amortized cost or FVTPL. A financial liability is classified as at FVTPL if it is classified as held- for-trading, or it is a derivative or it is designated as such on initial recognition. Financial liabilities at FVTPL are measured at fair value and net gains and losses, including any interest expense, are recognized in profit or loss. Other financial liabilities are subsequently measured at amortized cost using the effective interest method. Interest expense and foreign exchange gains and losses are recognized in profit or loss. Any gain or loss on derecognition is also recognized in profit or loss.

ii) Derecognition

The Company derecognizes a financial liability when its contractual obligations are discharged or cancelled, or expire. The Company also derecognises a financial liability when its terms are modified and the cash flows under the modified terms are substantially different. In this case, a new financial liability based on the modified terms is recognised at fair value. The difference between the carrying amount of the financial liability extinguished and the new financial liability with modified terms is recognised in the profit or loss.

iii) Offsetting

Financial assets and financial liabilities are off set and the net amount presented in the Balance Sheet when, and only when, the Company currently has a legally enforceable right to set off the amounts and it intends either to settle them on a net basis or to realise the asset and settle the liability simultaneously.

q. **Impairment**

i) Impairment of financial assets

In accordance with Ind AS 109, the Company applies expected credit loss (ECL) model for measurement and recognition of impairment loss on the financial assets that are debt instruments, and are measured at amortised cost e.g., loans, debt securities, deposits and trade receivables or any contractual right to receive cash or another financial asset that result from transactions that are within the scope of Ind AS 18.

The Company follows 'simplified approach' for recognition of impairment loss allowance on trade receivables. The application of simplified approach does not require the Company to track changes in credit risk. Rather, it recognises impairment loss allowance based on lifetime ECLs at each reporting date, right from its initial recognition

For recognition of impairment loss on other financial assets and risk exposure, the Company determines that whether there has been a significant increase in the credit risk since initial recognition. If credit risk has not increased significantly, 12-month ECL is used to provide for impairment loss. However, if credit risk has increased significantly, lifetime ECL is used. If, in a subsequent period, credit quality of the instrument improves such that there is no longer a significant increase in credit risk since initial recognition, the Company reverts to recognising impairment loss allowance based on 12-month ECL.

Lifetime ECL are the expected credit losses resulting from all possible default events over the expected life of a financial instrument. The 12-month ECL is a portion of the lifetime ECL which results from default events that are possible within 12 months after the reporting date.

ECL is the difference between all contractual cash flows that are due to the Company in accordance with the contract and all the cash flows that the entity expects to receive (i.e., all cash shortfalls), discounted at the original EIR.

ECL impairment loss allowance (or reversal) recognized during the period is recognized as income/ expense in the statement of profit and loss. This amount is

reflected under the head 'other expenses' in the statement of profit and loss. The balance sheet presentation for various financial instruments is described below:

- Financial assets measured as at amortised cost: ECL is presented as an allowance, i.e., as an integral part of the measurement of those assets in the balance sheet. the allowance reduces the net carrying amount. Until the asset meets write-off criteria, the Company does not reduce impairment allowance from the gross carrying amount
- Debt instruments measured at FVTPL: Since financial assets are already reflected at fair value, impairment allowance is not further reduced from its value. The change in fair value is taken to the statement of Profit and Loss.
- Debt instruments measured at FVTOCI: Since financial assets are already reflected at fair value, impairment allowance is not further reduced from its value. Rather, ECL amount is presented as 'accumulated impairment amount' in the OCI.

For assessing increase in credit risk and impairment loss, the Company combines financial instruments on the basis of shared credit risk characteristics with the objective of facilitating an analysis that is designed to enable significant increases in credit risk to be identified on a timely basis.

ii) Impairment of Non-Financial Assets

The Company's non-financial assets are reviewed at each reporting date to determine whether there is any indication of impairment. If any such indication exists, then the asset's recoverable amount is estimated.

An impairment loss is recognised if the carrying amount of an asset exceeds its estimated recoverable amount. Impairment losses are recognised in the Statement of Profit and Loss.

In respect of assets for which impairment loss has been recognised in prior periods, the Company reviews at each reporting date whether there is any indication that the loss has decreased or no longer exists. An impairment loss is reversed if there has been a change in the estimates used to determine the recoverable amount. Such a reversal is made only to the extent that the asset's carrying amount does not exceed the carrying amount that would have been determined, net of depreciation or amortisation, if no impairment loss had been recognised.

r. Employee Benefits

i) Short Term Employee Benefits

Short-term employee benefit obligations are measured on an undiscounted basis and are expensed as the related service is provided.

SUNRAJ DIAMOND EXPORTS LTD.

ii) Long term Employee Benefits:

Provident Fund and Superannuation Contribution are accrued each year in terms of contracts with the employees. Provision for Gratuity is determined and accrued on the basis of actuarial valuation. Leave encashment benefit to employees has been provided on an estimated basis.

s. **Borrowing Costs**

Borrowing costs directly attributable to the acquisition, construction or production of an asset that necessarily takes a substantial period of time to get ready for its intended use or sale are capitalised as part of the cost of the asset. All other borrowing costs are expensed in the period in which they occur. Borrowing costs consist of interest and other costs that an entity incurs in connection with the borrowing of funds. Borrowing cost also includes exchange differences to the extent regarded as an adjustment to the borrowing costs.

t. **Foreign currency transactions and foreign operations**

Functional and presentation currency

The financial statements are presented in Indian rupee (INR), which is Company's functional and presentation currency.

Initial Recognition

On initial recognition, transactions in foreign currencies entered into by the Company are recorded in the functional currency (i.e. Indian Rupees), by applying to the foreign currency amount, the spot exchange rate prevailing on the date of the transaction. Exchange differences arising on foreign exchange transactions settled during the year are recognized in the Statement of Profit and Loss.

Transactions and balances

Transactions in foreign currencies are recognised at the prevailing exchange rates on the transaction dates. Realized gains and losses on settlement of foreign currency transactions are recognised in the Statement of Profit and Loss.

Monetary foreign currency assets and liabilities at the year-end are translated at the year-end exchange rates and the resultant exchange differences are recognised in the Statement of Profit and Loss.

Non-monetary items that are measured in terms of historical cost in a foreign currency are translated using the exchange rates at the dates of the initial transactions. Non-monetary items measured at fair value in a foreign currency are translated using the exchange rates at the date when the fair value is determined.

Notes forming part of the consolidated financial statements for the year ended 31st March 2023

NOTE 2 : PROPERTY, PLANT AND EQUIPMENT

(Rs. in Hundred)

Description	Computer	Furniture	Office Equipment	Vehicles	Total
Cost as at April 1, 2022	4,292.39	9,507.26	9,524.20	65,082.41	88,406.26
Additions	-	1,000.00	7,261.87	-	8,261.87
Disposals	2,143.77	8,739.09	4,790.21	-	15,673.07
Acquisitions through business combinations	-	-	-	-	-
Amount of Change Due to revaluation	-	-	-	-	-
Cost as at March 31, 2023	2,148.62	1,768.17	11,995.86	65,082.41	80,995.06
Accumulated depreciation as at April 1, 2022	3,806.02	8,785.98	8,342.94	61,828.30	82,763.24
Depreciation for the period	120.76	85.23	1,126.40	-	1,332.39
Disposals	1,970.91	8,296.09	4,628.61	-	14,895.61
Acquisitions through business combinations	-	-	-	-	-
Amount of Change Due to revaluation	-	-	-	-	-
Accumulated depreciation as at March 31, 2023	1,955.87	575.12	4,840.73	61,828.30	69,200.02
Net carrying amount as at March 31, 2023	192.75	1,193.05	7,155.13	3,254.11	11,795.04

Description	Computer	Furniture	Office Equipment	Vehicles	Total
Cost as at April 1, 2021	3,911.03	9,507.26	9,007.34	65,082.41	87,508.04
Additions	381.36	-	516.86	-	898.22
Disposals	-	-	-	-	-
Acquisitions through business combinations	-	-	-	-	-
Amount of Change Due to revaluation	-	-	-	-	-
Cost as at March 31, 2022	4,292.39	9,507.26	9,524.20	65,082.41	88,406.26
Accumulated depreciation as at April 1, 2021	3,715.45	8,724.50	8,228.08	61,828.30	82,496.33
Depreciation for the period	90.57	61.48	114.86	-	266.91
Disposals	-	-	-	-	-
Acquisitions through business combinations	-	-	-	-	-
Amount of Change Due to revaluation	-	-	-	-	-
Accumulated depreciation as at March 31, 2022	3,806.02	8,785.98	8,342.94	61,828.30	82,763.24
Net carrying amount as at March 31, 2022	486.37	721.28	1,181.26	3,254.11	5,643.02

SUNRAJ DIAMOND EXPORTS LTD.

Notes forming part of the consolidated financial statements for the year ended 31st March 2023

NOTE 3 : INTANGIBLE ASSETS

(Rs. in Hundred)

Description	Computer Software
Cost as at April 1,2022	3,993.85
Additions	-
Disposals	710.85
Acquisitions through business combinations	-
Amount of Change Due to revaluation	-
Cost as at March 31 ,2023	3,283.00
Accumulated depreciation as at April 1, 2022	1,210.95
Depreciation for the period	981.04
Disposals	675
Acquisitions through business combinations	-
Amount of Change Due to revaluation	-
Accumulated depreciation as at March 31, 2023	1,516.68
Net carrying amount as at March 31, 2023	1,766.32

Description	Computer Software
Cost as at April 1,2021	1,073.85
Additions	2,920
Disposals	-
Acquisitions through business combinations	-
Amount of Change Due to revaluation	-
Cost as at March 31 ,2022	3,993.85
Accumulated depreciation as at April 1, 2021	893.33
Depreciation for the period	317.62
Disposals	-
Acquisitions through business combinations	-
Amount of Change Due to revaluation	-
Accumulated depreciation as at March 31, 2022	1,210.95
Net carrying amount as at March 31, 2022	2,782.90

Notes forming part of the consolidated financial statements for the year ended 31st March 2023

(Rs. In hundred)

PARTICULARS	As at 31st March 2023	As at 31st March 2022
NOTE 4 : NON CURRENT INVESTMENTS		
Non Current Investments		
Investments in Equity Instruments at Cost		
Unquoted Equity Shares		
<u>Investment in Subsidiary</u>		
(100% Investments in Share Capital of Sunraj Diamond DMCC)		
<u>Investment in other company</u>		
150 equity shares of Rander Peoples' Co-op. Bank Limited of Rs 100 each fully paid (31st March,2020 - 150 shares)	150.00	150.00
Total Investments in Unquoted Equity Shares	150.00	150.00
Aggregate amount of Unquoted Investments -At Cost	150.00	150.00
Aggregate provision for diminution in value of investments	-	-
NOTE 5 : OTHER FINANCIAL ASSETS		
Security Deposits	2,175.00	2,175.00
TOTAL Rs.	2,175.00	2,175.00
NOTE 6 : DEFERRED TAX ASSETS		
Deferred Tax Assets		
Property, plant and equipment - difference between value of assets as per book base and tax base	3,777.22	3,506.13
Total Deferred Tax Assets	3,777.22	3,506.13
NOTE 7 : TRADE RECEIVABLES *		
(i) Disputed Trade receivables – considered good		
(ii) Disputed Trade Receivables – considered doubtful		
(iii) Undisputed Trade Receivables considered good		
Less than 6 months	15,882.30	249,949.80
6 months to 1 year	-	-
1 to 2 years	-	-
2 to 3 years	-	-
More than 3 years	873,314.12	890,011.09
(iv) Undisputed Trade Receivables considered doubtful	-	-
	889,196.42	1,139,960.89
Less: Allowances for unsecured doubtful debts	-	-
TOTAL Rs.	889,196.42	1,139,960.89

SUNRAJ DIAMOND EXPORTS LTD.

Notes forming part of the consolidated financial statements for the year ended 31st March 2023

(Rs. In hundred)

PARTICULARS	As at 31st March 2023	As at 31st March 2022
-------------	-----------------------------	-----------------------------

Note 7.1 The Company's management is of the opinion that Trade Receivables from foreign customers are considered the same as good and receivable and this amount is realizable, hence no adjustments have been made in the financial statements because the management is confident of recovery of these receivables.

* Refer note 27 - Financial instruments, fair values and risk measurement

NOTE 8 : CASH AND BANK BALANCES *

(A) Cash and Cash Equivalents

(a) Balances with Banks		
(i) Current Accounts	47,441.05	22,042.79
(ii) FDRs	-	500.00
(b) Cash on hand	3,709.17	1,464.06
TOTAL Rs.	51,150.22	24,006.86

(B) Other Balances with Banks

Unclaimed Dividend Accounts	-	6,671.57
TOTAL Rs.	-	6,671.57

* Refer note 27 - Financial instruments, fair values and risk measurement

NOTE 9 : Loans*

Loans to Employees	3,010.00	2,940.00
TOTAL Rs.	3,010.00	2,940.00

* Refer note 27 - Financial instruments, fair values and risk measurement

NOTE 10 : OTHER CURRENT ASSETS

Prepaid Expenses	1,718.67	1,503.62
Balance with Statutory Authorities	23,211.68	22,397.02
Other assets	-	70.80
TOTAL Rs.	24,930.34	23,971.44

Notes forming part of the consolidated financial statements for the year ended 31st March 2023

(Rs. In hundred)

PARTICULARS	As at 31st March 2023	As at 31st March 2022
NOTE 11A : EQUITY SHARE CAPITAL		
Authorised		
80,00,000 (P.Y. 80,00,00) Equity Shares of Rs. 10 each	800,000	800,000
	800,000	800,000
Issued, Subscribed and Fully Paid up Capital		
53,30,400 (P.Y. 53,30,400) Equity Shares of Rs. 10 each fully paid	533,040	533,040
	533,040	533,040

a) Reconciliation of shares outstanding at the beginning and at the end of the year

PARTICULARS	As at 31st March 2023		As at 31st March 2022	
	No. of Shares	(Rs. In hundred)	No. of Shares	(Rs. In hundred)
At the beginning of the year	5,330,400	533,040	5,330,400	533,040
Add: Issued during the year	-	-	-	-
At the end of the year	5,330,400	533,040	5,330,400	533,040

b) Terms/rights attached to equity shares

The Company has only one class of equity shares having a par value of Rs. 10/- per share. Each Equity Shareholder is entitled to one vote per share. In the event of liquidation of the Company, the equity shareholders will be entitled to receive remaining assets of the company, after distribution of all preferential amounts. The distribution will be in proportion to the number of equity shares held by the shareholders.

c) Details of Shareholders holding more than 5% equity shares in the Company

Name of the Shareholders	As at 31st March 2023		As at 31st March 2022	
	No. of Shares	% held	Equity Shares	% held
Equity Shares				
Sunny Sunil Gandhi	1,387,721	26.03%	1,320,800	24.78%
Gunvanti Chandrakant Gandhi	375,000	7.04%	375,000	7.04%

Promoters shareholding for the year ended 31st March 2023

Name of the promoter	Shares held by promoters at the end of the year	% Change during the year	No of Shares	% of total shares
1) Sunny Sunil Gandhi	1,387,721	-	1,387,721	26.03%
2) Sunil Chandrakant Gandhi	115,000	-	115,000	2.16%
3) Sean Sunil Gandhi	110,000	-	110,000	2.06%
4) Gunvanti Chandrakant Gandhi	375,000	-	375,000	7.04%

Promoters shareholding for the year ended 31st March 2022

Name of the promoter	Shares held by promoters at the end of the year	% Change during the year	No of Shares	% of total shares
1) Sunny Sunil Gandhi	1,387,721	1.26%	1,387,721	26.03%
2) Sunil Chandrakant Gandhi	115,000	-	115,000	2.16%
3) Sean Sunil Gandhi	110,000	0.11%	110,000	2.06%
4) Gunvanti Chandrakant Gandhi	375,000	-	375,000	7.04%

SUNRAJ DIAMOND EXPORTS LTD.

Notes forming part of the consolidated financial statements for the year ended 31st March 2023

(Rs. In hundred)

PARTICULARS	As at 31st March 2023		As at 31st March 2022		
	Capital Reserve	General Reserve	Retained Earning	Other Comprehensive Income Exchange difference on translation of foreign operations	Total
NOTE 11B : OTHER EQUITY					
OTHER EQUITY					
Balance as at April 01, 2021 (A)	5,980.00	5,697.18	(584,787.40)	40,215.41	(532,894.81)
Addition during the year:					
Profit for the period	-	-	23,939.02	-	23,939.02
Items of OCI for the year, net of tax-	-	-	-	-	-
Total Comprehensive Income for the period ended 31/03/2022 (B)	-	-	23,939.02	-	23,939.02
Reductions during the year	-	-	-	51,067.42	51,067.42
Total (C)	-	-	-	51,067.42	51,067.42
Balance as at 31st March 2022 (D)=(A+B+C)	5,980.00	5,697.18	(560,848.38)	91,282.83	(457,888.37)
Addition during the year:					
Profit for the period	-	-	33,670.72	-	33,670.72
Items of OCI for the year, net of tax-	-	-	-	-	-
Total Comprehensive Income for the period ended 31/03/2023 (E)	-	-	33,670.72	-	33,670.72
Reductions/Addition during the year	-	-	-	-	-
Total (F)	-	-	-	-	-
Balance as at 31st March 2023 (G)=(D+E+F)	5,980.00	5,697.18	(527,177.66)	91,282.83	(424,217.65)

NOTE 12 : NON CURRENT BORROWINGS *

Secured Loan

From Banks	2.70	475.23
(Secured against Car)		
TOTAL Rs.	2.70	475.23

NOTE 13 : CURRENT BORROWINGS *

A: Current maturities of long term borrowings

* Refer note 27 - Financial instruments, fair values and risk measurement	435.27	3,620.47
---	--------	----------

Note:

13.1 Vehicle Loan, balance outstanding amounting to Rs. 4.09 Lacs (P.Y. Rs .5.76 Lacs) is secured by Hire Purchase agreement for vehicles and repayable in 38 monthly installments.Last installment due in April,2023.

13.2 Installments falling due in respect of all the above Loans up to 31/03/2023 have been grouped under "Current maturities of long-term debt".

13.3 The Company has not defaulted in the repayment of loans & interest in current and previous year.

Notes forming part of the consolidated financial statements for the year ended 31st March 2023

(Rs. In hundred)

PARTICULARS	As at 31st March 2023	As at 31st March 2022
B: Unsecured Loan		
From Directors	1,647,465.42	1,696,644.26
Inter Corporate Loans	-	-
TOTAL Rs.	<u>1,647,900.69</u>	<u>1,700,264.73</u>

NOTE 14 : TRADE PAYABLES *

(i) MSME- Disputable (Refer Note 27)	-	-
(ii) Trade Payable for Goods Others- Disputable	-	-
(iii) Undisputed dues – MSME	-	-
(iv) Undisputed dues – Others		
Less than 1year	281,424.78	4,424.73
1-2years	39.00	59.00
2-3years	59.00	3,830.20
More than 3 years	69,949.39	16,254.51
TOTAL Rs.	<u>351,472.17</u>	<u>24,568.44</u>

* Refer note 27 - Financial instruments, fair values and risk measurement

NOTE 15 : OTHER FINANCIAL LIABILITIES

Provision for Employee Benefits	1,430.00	1,190.00
Unclaimed Dividend*	-	6,671.57
Provision for expenses	59.50	55.20
Security Deposit	-	-
TOTAL Rs.	<u>1,489.50</u>	<u>7,916.77</u>

* There is an amount due and outstanding to be transferred to the Investor Education and Protection Fund as on 31st March 2022 for the Financial year 2012-13 of Rs. RS.6,67,157.

NOTE 16 : OTHER CURRENT LIABILITIES

Statutory liabilities	322.04	122.25
TOTAL Rs.	<u>322.04</u>	<u>122.25</u>

SUNRAJ DIAMOND EXPORTS LTD.

Notes forming part of the consolidated financial statements for the year ended 31st March 2023

(Rs. In hundred)

PARTICULARS	Year ended 31st March 2023	Year ended 31st March 2022
NOTE 17 : INCOME FROM OPERATIONS		
Sale of Products	136,889.87	438,225.12
Sale of services	-	-
TOTAL Rs.	<u>136,889.87</u>	<u>438,225.12</u>
NOTE 18 : OTHER INCOME		
Net Gain on Foreign Exchange Fluctuation	31,858.90	38,967.40
Discount Received	350.64	51.30
Other Income	13,883.18	7,023.30
Interest on FD	0.34	4.59
Interest on IT Refund	149.83	
Income Received from Commission	26,780.23	
Loss on sale of scrap	(733.19)	
TOTAL Rs.	<u>72,289.93</u>	<u>46,046.59</u>
NOTE 19 : COST OF TRADED GOODS		
Purchase of Stock in Trade	645,012.03	955,124.83
TOTAL Rs.	<u>645,012.03</u>	<u>955,124.83</u>
NOTE 20 : CHANGES IN INVENTORIES OF FINISHED GOODS & RAW MATERIAL		
Inventories at the end of the year		
Finished Goods	1,122,058.89	596,691.25
Raw Material	-	-
	<u>1,122,058.89</u>	<u>596,691.25</u>
Inventories at the beginning of the year		
Finished Goods	596,691.25	33,369.96
Raw Material	-	-
Changes In Inventories of Finished Goods & Raw Material	<u>(525,367.63)</u>	<u>(563,321.29)</u>
NOTE 21 : EMPLOYEE BENEFIT EXPENSES		
Salaries, wages and bonus	18,980.00	15,873.00
Staff Welfare Expenses	133.51	75.73
TOTAL Rs.	<u>19,113.51</u>	<u>15,948.73</u>
NOTE 22 : FINANCE COSTS		
Interest Expenses	193.79	15,817.60
Other Finance cost	600.54	795.68
TOTAL Rs.	<u>794.32</u>	<u>16,613.29</u>

Notes forming part of the consolidated financial statements for the year ended 31st March 2023

(Rs. In hundred)

PARTICULARS	As at 31st March 2023	As at 31st March 2022
NOTE 23 : DEPRECIATION AND AMORTISATION EXPENSE		
Depreciation on Property, Plant & Equipments	2,313.43	584.53
TOTAL Rs.	<u>2,313.43</u>	<u>584.53</u>
NOTE 24 : OTHER EXPENSES		
Audit Fees	2,976.55	1,250.00
Commission	48.00	-
Labour Charges	3,828.98	46.04
Selling and Distribution Cost	283.57	
Loss on sale of asset	-	-
Exchange gain difference	-	-
Legal & Professional Fees	12,345.08	5,085.23
Conveyance Expenses	176.69	320.86
Rent Charges	4,680.00	4,500.00
Repair and Maintenance	476.33	1,226.00
Telephone Expenses	195.21	147.48
Insurance Expense		324.82
Interest on Late payment	108.00	5.00
Penalties		9,075.85
Other Expenses	8,588.20	12,002.47
Provision for Doubtful Debt	-	-
TOTAL Rs.	<u>33,706.62</u>	<u>33,983.75</u>
Payment to Auditors		
Audit Fee	2,976.55	1,250.00
TOTAL Rs.	<u>2,976.55</u>	<u>1,250.00</u>
NOTE 25 : INCOME TAX EXPENSES		
Tax Expense recognised in the Statement of Profit & Loss		
Current Tax		
Current tax on taxable income for the year	-	-
Adjustments for the current tax of prior periods	2.08	-
Total Current Tax Expenses	<u>2.08</u>	<u>-</u>
Deferred Tax		
Deferred Tax Charge/(credit)	(271.27)	1,398.86
Total Deferred Tax Expenses	<u>(271.27)</u>	<u>1,398.86</u>
Total Income Tax Expenses	<u>(269.19)</u>	<u>1,398.86</u>

Notes forming part of the consolidated financial statements for the year ended 31st March 2023

NOTE 26 : FINANCIAL INSTRUMENTS FAIR VALUE AND RISK MEASUREMENTS

A. Financial instruments by category and their fair value (Rs. In hundred)

As at 31st March 2023	Carrying amount			Total	Fair value			Total
	FVTPL	FVTOCI	Amotised Cost		Level 1 Quoted price in active markets	Level 2 Significant observable inputs	Level 3 Significant unobservable inputs	
Financial assets								
Other Financial Assets								
- Non current	-	-	2,175.00	2,175.00	-	-	-	-
Trade receivables	-	-	889,196.42	889,196.42	-	-	-	-
Cash and cash equivalents	-	-	51,150.22	51,150.22	-	-	-	-
Other Balance with Banks	-	-	-	-	-	-	-	-
Loans-Current	-	-	3,010.00	3,010.00	-	-	-	-
Total financial assets	-	-	945,531.64	945,531.64	-	-	-	-
Financial liabilities								
Borrowings								
- Non Current	-	-	2.70	2.70	-	-	-	-
- Current	-	-	1,647,900.69	1,647,900.69	-	-	-	-
Other financial liabilities								
- Current	-	-	1,489.50	1,489.50	-	-	-	-
Trade Payable	-	-	351,472.17	351,472.17	-	-	-	-
Total financial liabilities	-	-	2,000,865.06	2,000,865.06	-	-	-	-
As at 31 March 2022								
Financial assets								
Other Financial Assets								
- Non current	-	-	2,175.00	2,175.00	-	-	-	-
Trade receivables	-	-	1,139,960.89	1,139,960.89	-	-	-	-
Cash and cash equivalents	-	-	24,006.86	24,006.86	-	-	-	-
Other Balance with Banks	-	-	6,671.57	6,671.57	-	-	-	-
Loans-Current	-	-	2,940.00	2,940.00	-	-	-	-
Total financial assets	-	-	1,175,754.32	1,175,754.32	-	-	-	-
Financial liabilities								
Borrowings								
- Non Current	-	-	475.23	475.23	-	-	-	-
- Current	-	-	1,700,264.73	1,700,264.73	-	-	-	-
Other financial liabilities								
- Current	-	-	7,916.77	7,916.77	-	-	-	-
Trade Payable	-	-	24,568.44	24,568.44	-	-	-	-
Total financial liabilities	-	-	1,733,225.17	1,733,225.17	-	-	-	-

The carrying amount of financial assets and financial liabilities measured at amortised cost in the financial statements are a reasonable approximation of their fair values since the Company does not anticipate that the carrying amounts would be significantly different from the values that would eventually be received or settled.

Types of inputs for determining fair value are as under:

Level 1: This level of hierarchy includes financial assets that are measured by reference to quoted prices (unadjusted) in active markets for identical assets or liabilities. This category consists of investment in quoted equity shares, and mutual fund investments. The mutual funds are valued using the closing NAV.

Level 2: The fair value of financial instruments that are not traded in an active market (for example, over-the counter derivatives) is determined using valuation techniques which maximise the use of observable market data and rely as little as possible on entity-specific estimates. If all significant inputs required to fair value an instrument are observable, the instrument is included in level 2.

Level 3: If one or more of the significant inputs is not based on observable market data, the instrument is included in level 3. This is the case for unlisted equity securities included in level 3.

i) Transfers between Levels 1 and 2

There have been no transfers between Level 1 and Level 2 during the reporting periods.

ii) Transfer out of Level 3

There were no movement in level 3 in either directions during the financial year ending on 31 March 2023 and 31 March 2022.

B. Financial risk management

The Company's financial liabilities comprise mainly of borrowings, trade payables and other payables. The Company's financial assets comprise mainly of cash and cash equivalents, other balances with banks, loans, trade receivables and other receivables.

The Company is exposed to Market risk, Credit risk and Liquidity risk. The Board of Directors ('Board') oversee the management of these financial risks through its Risk Management Committee. The Risk Management Policy of the Company formulated by the Board, states the Company's approach to address uncertainties in its endeavor to achieve its stated and implicit objectives. It prescribes the roles and responsibilities of the Company's management, the structure for managing risks and the framework for risk management. The framework seeks to identify, assess and mitigate financial risks in order to minimize potential adverse effects on the Company's financial performance.

The following disclosures summarize the Company's exposure to financial risks. Quantitative sensitivity analysis have been provided to reflect the impact of reasonably possible changes in market rates on the financial results, cash flows and financial position of the Company.

1) Market Risk

Market risk is the risk that the fair value of future cash flows of a financial instrument will fluctuate because of changes in market prices. Market risk comprises three types of risks: interest rate risk, currency risk and other price risk. Financial instruments affected by market risk includes borrowings, trade payables, trade receivables, loans and derivative financial instruments.

SUNRAJ DIAMOND EXPORTS LTD.

a) Interest Rate Risk

Interest rate risk is the risk that the fair value or future cash flows of a financial instrument will fluctuate because of changes in market interest rates. Since the Company has insignificant interest bearing borrowings, the exposure to risk of changes in market interest rates is minimal. The Company has not used any interest rate derivatives.

b) Foreign Currency Risk

Foreign currency risk is the risk that the fair value or future cash flows of an exposure will fluctuate due to changes in foreign exchange rates. The Company operates, in addition to domestic markets, significantly in international markets through its sales and services in overseas in US\$ and is therefore exposed to foreign exchange risk arising from foreign currency transactions, primarily with respect to the US\$. The Company does not enter into any derivative instruments for trading or speculative purposes.

Details of unhedged foreign currency exposure

(a) Particulars of unhedged foreign currency exposure as at the reporting date are as follows:

Unhedged Exposures	Foreign Currency Denomination	As at March 31, 2023		As at March 31, 2022	
		Amount in Foreign Currency	(Rs. In hundred)	Amount in Foreign Currency	(Rs. In hundred)
Trade Receivable	USD	1,062,208	625,870.26	1,503,767	1,139,960.89
Trade Payable	USD	351,686	290,708.31	20,568	15,591.98

(b) Foreign Currency Risk Sensitivity

The Company is mainly exposed to changes in USD. The below table demonstrates the sensitivity to a 5% increase or decrease in the USD against INR, with all other variables held constant. The sensitivity analysis is prepared on the net unhedged exposure of the Company as at the reporting date. 5% represents management's assessment of reasonably possible change in foreign exchange rate.

A change in Foreign currency would have following Impact on profit before tax

(Amount in Lacs)

	As at March 31, 2023		As at March 31, 2022	
	5% Increase	5% Decrease	5% Increase	5% Decrease
USD	16.76%	-16.76%	56.22%	-56.22%

C) Other Price Risk

Other price risk is the risk that the fair value of a financial instrument will fluctuate due to changes in market traded price. Other price risk arises from financial assets such as investments in equity instruments. The Company's has no investments in quoted equity instruments, therefore the Company has no Other Price risk.

2) Credit Risk

Credit risk is the risk of financial loss to the Company if a customer or counterparty to a financial instrument fails to meet its contractual obligations resulting in a financial loss to the Company.

To manage this, the Company periodically assesses financial reliability of customers and other counter parties, taking into account the financial condition, current economic trends, and analysis of historical bad debts and ageing of financial assets. Individual risk limits are set and periodically reviewed on the basis of such information. The Company considers Credit risk arises primarily from financial assets such as trade receivables, other balances with banks, and loans.

Credit risk arising from other balances with banks is limited and there is no collateral held against these because the counterparties are banks and recognised financial institutions with high credit ratings assigned by the credit rating agencies.

Financial assets are written off when there is no reasonable expectations of recovery, such as a debtor failing to engage in a repayment plan with the Company. Where receivables have been written off, the Company continues to engage in enforcement activity to attempt to recover the receivable due. Where recoveries are made, these are recognized as income in the statement of profit and loss.

The Company measures the expected credit loss of trade receivables based on historical trend, industry practices and the business environment in which the entity operates. Loss rates are based on actual credit loss experience and past trends. Based on the historical data, loss on collection of receivable is not material hence no provision considered.

Ageing of Account receivables

(Rs. In Hundred)

Particulars	As at March 31, 2023	As at March 31, 2022
(i) Disputed Trade receivables – considered good		
(ii) Disputed Trade Receivables – considered doubtful		
(iii) Undisputed Trade Receivables considered good		
Less than 6 months	249,949.80	249,949.80
6 months to 1 year	-	-
1 to 2 years	-	-
2 to 3 years	-	-
More than 3 years	890,011.09	890,011.09
(iv) Undisputed Trade Receivables considered doubtful	-	-
Total	1,139,960.89	1,139,960.89

Financial Assets are considered to be of good quality and there is no significant increase in credit risk.

3) Liquidity Risk

Liquidity risk is the risk that the company will encounter in meeting the obligations associated with its financial liabilities that are settled by delivering cash or another financial asset. The approach of the company to manage liquidity is to ensure, as far as possible, that these will have sufficient liquidity to meet their respective liabilities when they are due, under both normal and stressed conditions, without incurring unacceptable losses or risk damage to their reputation. The company assessed the concentration of risk with respect to refinancing its debt and concluded it to be low.

SUNRAJ DIAMOND EXPORTS LTD.

The table below summarises the maturity profile of the company's financial liabilities based on contractual undiscounted payments.

(Rs. In Hundred)

As on 31st March 2023	Less than 1 year	Between 1 to 5 Years	Beyond 5 years	Total
Borrowings				
- Non current	-	2.70		2.70
- Current	1,647,900.69	-	-	1,647,900.69
Trade payables	281,424.78	70,047.39	-	351,472.17
Other financial liabilities				
- Current	1,489.50	-	-	1,489.50
Total	1,930,814.97	70,050.09	-	2,000,865.06

(Rs. In Hundred)

As on 31st March 2022	Less than 1 year	Between 1 to 5 Years	Beyond 5 years	Total
Borrowings				
- Non current		475.23		475.23
- Current	1,700,264.73	-	-	1,700,264.73
Trade payables	4,424.73	20,143.71	-	24,568.44
Other financial liabilities				
- Current	7,916.77	-	-	7,916.77
Total	1,712,606.23	20,618.94	-	1,733,225.17

NOTE 26A : CAPITAL MANAGEMENT

For the purpose of the Company's capital management, capital includes issued capital and all other equity reserves attributable to the equity shareholders of the Company. The primary objective of the Company when managing capital is to safeguard its ability to continue as a going concern and to maintain an optimal capital structure so as to maximize shareholder value.

The capital structure of the group is based on management's judgement of the appropriate balance of key elements in order to meet its strategic and day-to-day needs. We consider the amount of capital in proportion to risk and manage the capital structure in light of changes in economic conditions and the risk characteristics of the underlying assets. In order to maintain or adjust the capital structure, the group may adjust the amount of dividends paid to shareholders, return capital to shareholders or issue new shares.

The Company's policy is to maintain a stable and strong capital structure with a focus on total equity so as to maintain investor, creditors and market confidence and to sustain future development and growth of its business. The Company will take appropriate steps in order to maintain, or if necessary adjust, its capital structure.

NOTE 27 : DISCLOSURE UNDER THE MICRO, SMALL AND MEDIUM ENTERPRISES DEVELOPMENT ACT, 2006 ARE PROVIDED AS UNDER FOR THE YEAR 2022-2023, TO THE EXTENT THE COMPANY HAS RECEIVED INTIMATION FROM.

PARTICULARS	As at 31st March, 2023	As at 31st March, 2022
(i) Principal amount and the interest due thereon remaining unpaid to each supplier at the end of each accounting year (but within due date as per the MSMED Act) Principal amount due to micro and small enterprise Interest due on above	- -	- -
(ii) Interest paid by the Company in terms of Section 16 of the Micro, Small and Medium Enterprises Development Act, 2006, along-with the amount of the payment made to the supplier beyond the appointed day during the period	-	-
(iii) Interest due and payable for the period of delay in making payment (which have been paid but beyond the appointed day during the period) but without adding interest specified under the Micro, Small and Medium Development Enterprises Act, 2006	-	-
(iv) The amount of interest accrued and remaining unpaid at the end of each accounting year	-	-
(v) Interest remaining due and payable even in the succeeding years, until such date when the interest dues as above are actually paid to the small enterprises	-	-

Dues to Micro and Small Enterprises have been determined to the extent such parties have been identified on the basis of information collected by the Management. This has been relied upon by the auditors.

Note: 28 Information on Related Party Transactions As Required By Ind As- 24 - 'Related Party Disclosures' For The Year Ended 31st March, 2023

(i) Name of the Related Party and Nature of Relationship

a) Key Management Personnel (KMP)

Sunny S. Gandhi	Executive Director
Shruti Sunny Gandhi	Director
Pravin Dahyabhai Shah	Independent Director
Shivil Kapoor	Independent Director
Anshul Garg	Compliance Officer
Prakash Mehta	Chief Financial Officer

SUNRAJ DIAMOND EXPORTS LTD.

b) Subsidiary Company (SC)

Sunraj Diamonds DMCC

c) Enterprise under significant influence of key management personnel (Enterprise)

Sunraj Investment & Finance Pvt Ltd

K. D. Shah Investments Pvt Ltd

(ii) Transactions carried out with related parties referred in (i) above, in ordinary course of business:

(Rs. In hundred)

Nature of Transactions	Relationship	As At 31st March, 2023	As At 31st March, 2022
(a) Interest Paid K. D. Shah Investments Pvt Ltd	Enterprise	-	9,234.01
(b) Loan Taken Sunny S. Gandhi	KMP	151,828.48	1,474,145.42
(c) Loan Repaid Sunny S. Gandhi	KMP	195,492.50	600,650.00
K. D. Shah Investments Pvt Ltd	Enterprise	-	534,264.71
(d) Amount Payable As Unsecured Loan Sunny S. Gandhi	KMP	1,647,465.42	1,691,129.44
(e) As Investment As Equity Shares Sunraj Diamond DMCC	Subsidiary Company	59,521.00	59,521.00
(f) Rent Reimbursement Sunraj Investment & Finance Pvt Ltd	Enterprise	120.00	70.80

i) All related Party Transactions entered during the year were in ordinary course of the business and are on arm's length basis.

ii) No amounts pertaining to related parties have been provided for as doubtful debts. Also no amounts have been written off or written back during the year.

NOTE 29 : EARNINGS PER SHARE

(Amount in Rupees)

PARTICULARS	As At 31st March, 2023	As At 31st March, 2022
Earnings Per Share has been computed as under:		
Profit after tax as per Statement of Profit and Loss	3,367,072	2,393,902
Weighted average number of equity shares outstanding	5,330,400	5,330,400
Basic and diluted earnings per share in rupees (Face Value - 10 per share)	0.63	0.45

ANALYTICAL RATIOS

(Rs. In hundred)

Sr. no.	Particulars	Formula	For the year ended 31st Mar 2023		For the year ended 31st Mar 2022	
			Values	Ratio	Values	Ratio
1	Current Ratio	Current Assets	2,090,345.87	1.04	1,794,242.01	1.04
		Current liabilities	2,001,184.40		1,732,872.19	
Current assets and current liabilities include total current assets and current liabilities as appearing in the balance sheet.						
2	Debt to equity ratio	Total Debt	2.70	0.00	475.23	0.01
		Total Equity	108,822.35		75,151.63	
Total debt includes long-term borrowings whereas total equity includes shareholders' funds						
3	Debt service coverage ratio	Not applicable as there is no loan repayment commitment.				
4	Return on equity	Net Income	33,670.72	0.37	23,939.02	0.15
		Average Shareholder's Equity	91,986.99		158,474.93	
Net income is profit after tax whereas shareholders' equity is shareholders' fund.						
5	Inventory turnover ratio	COGS	138,757.91	0.16	407,752.26	1.29
		Average inventory	859,375.07		315,030.61	
COGS includes purchase cost, changes in inventory and other direct expenses. Average inventory is simple average of opening and closing inventory						
6	Trade receivables turnover ratio	Net credit sales	136,889.87	0.13	438,225.12	0.32
		Average debtors	1,014,578.65		1,371,823.69	
Net credit sales is total credit sales during the year. Average debtors is the simple average of opening and closing trade receivables						

SUNRAJ DIAMOND EXPORTS LTD.

7	Trade payables turnover ratio	Net credit purchase	645,012.03	3.43	955,124.83	7.86
		Average creditors	188,020.31		121,485.75	
Net credit purchase is total credit purchases during the year. Average creditors are the simple average of opening and closing trade payables						
8	Net capital turnover ratio	Net annual sales	136,889.87	1.82	438,225.12	3.73
		Average working capital	75,265.64		117,340.98	
Net credit sales is total credit sales during the year. Average working capital is the simple average of opening and closing working capital						
9	Net profit ratio	Profit after tax	33,670.72	0.25	23,939.02	0.05
		Total sales	136,889.87		438,225.12	
Profit after tax is total profit after tax and total sales is revenue from operations						
10	Return on capital employed	Earning before interest and taxes	34,401.85	0.02	41,951.16	0.02
		Capital employed	1,752,948.52		1,772,385.46	
Earning before interest and taxes. Capital employed includes shareholders' fund, long term and short-term borrowings						
11	Return on investment	Profit after tax	33,670.72	0.02	23,939.02	0.01
		Capital employed	1,752,948.52		1,772,385.46	
Profit after tax is total profit after tax. Capital employed includes shareholders' fund, long term and short-term borrowings						

NOTE 30: CONTINGENT LIABILITIES AND COMMITMENTS

(Rs. In hundred)

PARTICULARS	As At 31st March, 2023	As At 31st March, 2022
a. Contingent Liabilities		
Claims against the Company not acknowledged as debts:		
Income Tax matter in dispute under appeal	136,981.13	74,343.14
TOTAL	136,981.13	74,343.14

(Rs. In hundred)

PARTICULARS	As At 31st March, 2023	As At 31st March, 2022
b. Commitments		
Estimated amount of contracts remaining to be executed on capital account and not provided for (Net of Advances)	-	-
TOTAL	-	-

NOTE: 31 EMPLOYEES' BENEFITS

Defined Benefit Plan:

The company has not undertaken the actuarial valuation as per IND AS 19. Hence the impact of the same on the financial statements have not been ascertained.

NOTE: 32 SEGMENT REPORTING

The company is primarily engaged in single business segment viz., Trading in Gems and precious metals, hence there are no separate reportable primary segments as per Indian Accounting Standard 108 Operating Segments.

NOTE: 33 TITLE DEEDS OF IMMOVABLE PROPERTY

All the title deeds of immovable property are held in the name of the company.

NOTE: 34 Group information

The Consolidated financial statement of the Group includes subsidiarires as mentioned below :

Name of the Entities	Net Assets i.e. total		Share in Profit / (Loss)		Share in Total	
	As % of consolidated	Amount (Rs. in Lakhs)	As % of consolidated profit or loss	Amount (Rs. in Lakhs)	As % of consolidated	Amount (Rs. in Lakhs)
Parent Company						
Sunraj Diamonds Exports Limited	159.56%	173.63	105.13%	35.40	105.13%	35.40
Subsidiary Company						
Sunraj Diamonds DMCC, Dubai	-59.56%	-64.81	-5.13%	(1.73)	-5.13%	(1.73)
Inter-company eliminations & Consolidation adjustments	0.00%	0.00	0.00%	0.00	0.00%	0.00
Total	100.00%	108.82	100.00%	33.67	100.00%	33.67

NOTE: 35 CORPORATE SOCIAL RESPONSIBILITY

Provisions of Section 135 of the Companies Act, 2013, requires every Company having a net worth of Rupees 500 crore or more, or turnover of Rupees 1000 crore or more or a net profit of rupees 5 crore or more during the immediately preceding financial year shall spend at least 2% of the average net profits of the Company made during the three immediately preceding financial years on Corporate Social Responsibility (CSR). The Company doesn't fall in any of the above criteria, hence provisions of Section 135 of the Companies Act, 2013, is not applicable to the Company.

SUNRAJ DIAMOND EXPORTS LTD.

STATEMENT OF DEPRECIATION U/S 32

PARTICULARS	RATE OF DEPRECIATION	W.D.V. AS ON 01.04.22	Deduct-ions	ADDITIONS		DEPRECIATION	W.D.V. AS ON 31.03.2023
				BEFORE 30.09.2022	AFTER 30.09.2022		
		Rs.		Rs.	Rs.	Rs.	Rs.
Vehicles	15%	1,593,046	-	-	-	238,957	1,354,089
Furniture	10%	130,632	5,000	-	100,000	17,563	208,069
Office Equipments	10%	225,439	2,000	650,000	76,186	91,353	858,272
Computer	40%	241,985	1,000	127,000	-	147,594	220,391
TOTAL		2,191,102	8,000	777,000	176,186	495,467	2,640,821

As per our report of even date attached
For Govind Prasad and Co.
Chartered Accountants
(Firm Reg. No. : 114360W)

Sd/-

Govind Prasad

Partner

Membership No-047948

UDIN: 23047948BGTRIG1730

Date : 29.05.2023

Place: Mumbai

For and on behalf of the Board of Directors of
Sunraj Diamond Exports Limited

Sd/-

Sunny Gandhi

(Whole-Time Director)

DIN-00695322

Sd/-

Anshul Garg

(Company Secretary)

Date : 29.05.2023

Place: Mumbai

Sd/-

Shivil Kapoor

(Independent Director)

DIN-08616488

Sd/-

Prakash Mehta

(Chief Financial Officer)

SUNRAJ DIAMOND EXPORTS LTD

616 Prasad Chambers, 6th Floor Plot CS 1487 Tata Road,
2, Roxy Cinema, Opera House, Girgaon, Mumbai-400 004.