



SEC/48/2017-63

August 14, 2018

<p><b>To</b> <b>The Manager,</b> <b>Listing Compliance Department,</b> <b>BSE Limited,</b> <b>Phiroze Jeejeebhoy Tower,</b> <b>Dalal Street,</b> <b>Mumbai – 400 001.</b></p> <p><b>Scrip Code/ Symbol: <u>540678;</u></b> <b><u>COCHINSHIP</u></b></p>	<p><b>To</b> <b>The Manager,</b> <b>Listing Compliance Department,</b> <b>The National Stock Exchange of India Ltd.,</b> <b>Exchange Plaza,</b> <b>Bandra - Kurla Complex, Bandra (East),</b> <b>Mumbai – 400 051.</b></p> <p><b>Scrip Symbol: <u>COCHINSHIP</u></b></p>
---	--

**Re.: Investor Presentation - Highlights on Quarterly results - FY19 Q1**

Dear Sir/Madam,

The Investor Presentation on highlights of the financial results for the quarter ended June 30, 2018 is enclosed herewith for the purpose of dissemination of information widely to the members.

Thanking you,

Yours sincerely,

**For Cochin Shipyard Limited**

**V Kala**  
**Company Secretary &**  
**Compliance Officer**





# Cochin Shipyard Limited

## Presentation on Q1 Financials - FY19

# FINANCIAL OVERVIEW (Rs Cr.) (Quarterly)



Particulars	FY 19 Q1	FY 18 Q1	% Increase	FY 18 Q4	FY 18
<b>Turnover</b>	658.73	556.25	18%	600.60	2355.12
<b>Profit Before Tax</b>	161.20	140.39	15%	141.60	604.86
<b>Profit After Tax</b>	106.31	91.16	17%	91.62	396.75
<b>EPS</b>	7.82	8.05		6.74	31.03
	<i>Not Annualized</i>	<i>Not Annualized</i>		<i>Not Annualized</i>	<i>Annualized</i>

# REVENUE MIX (Rs Cr.)

## Quarterly Performance – Segment wise



Particulars (Rs. Cr)	FY 19 Q1	FY 18 Q1	YoY %	FY 18 Q4
<b>Shipbuilding</b>	454.39	398.25	14%	503.53
<b>Ship Repair</b>	204.34	158.00	29%	97.07
<b>Turnover</b>	658.73	556.25	18%	600.60
<b>Other Income</b>	57.58	38.81	48%	38.09
<b>Total Income</b>	716.31	595.06	20%	638.69

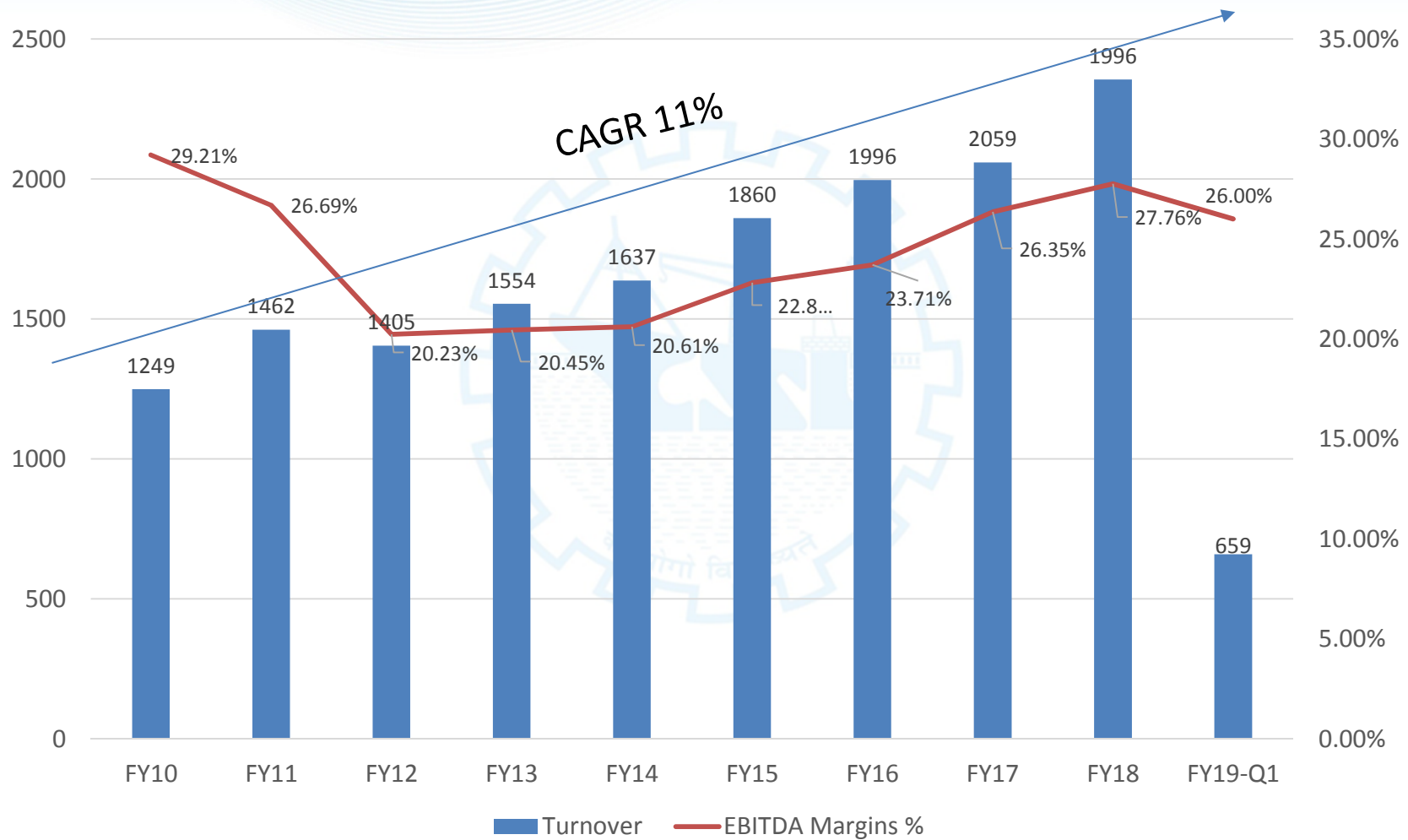
# KEY FINANCIAL PARAMETERS



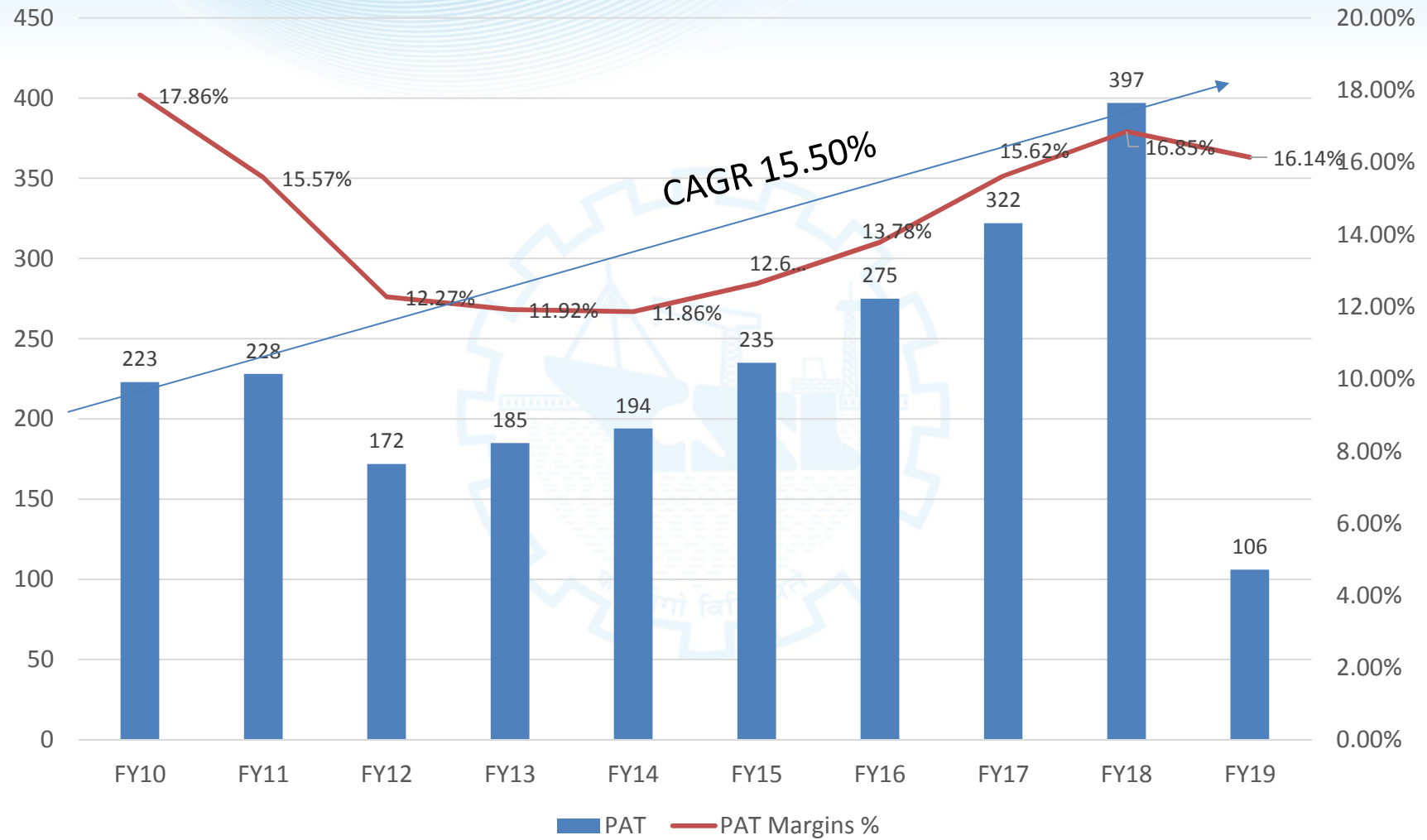
Particulars (INR cr)	FY19 Q1	FY18 Q1	FY18 Q4	FY18
<b>Networth</b>	3355	2119	3256	3256
<b>Book value / share (Rs)</b>	246	187	240	240
<b>Net Debt</b>	123	123	123	123
<b>EBITDA (%)*</b>	26	27	26	28

*\* Includes other income but excludes one off items*

# TURNOVER (RS CR) & EBITDA MARGINS



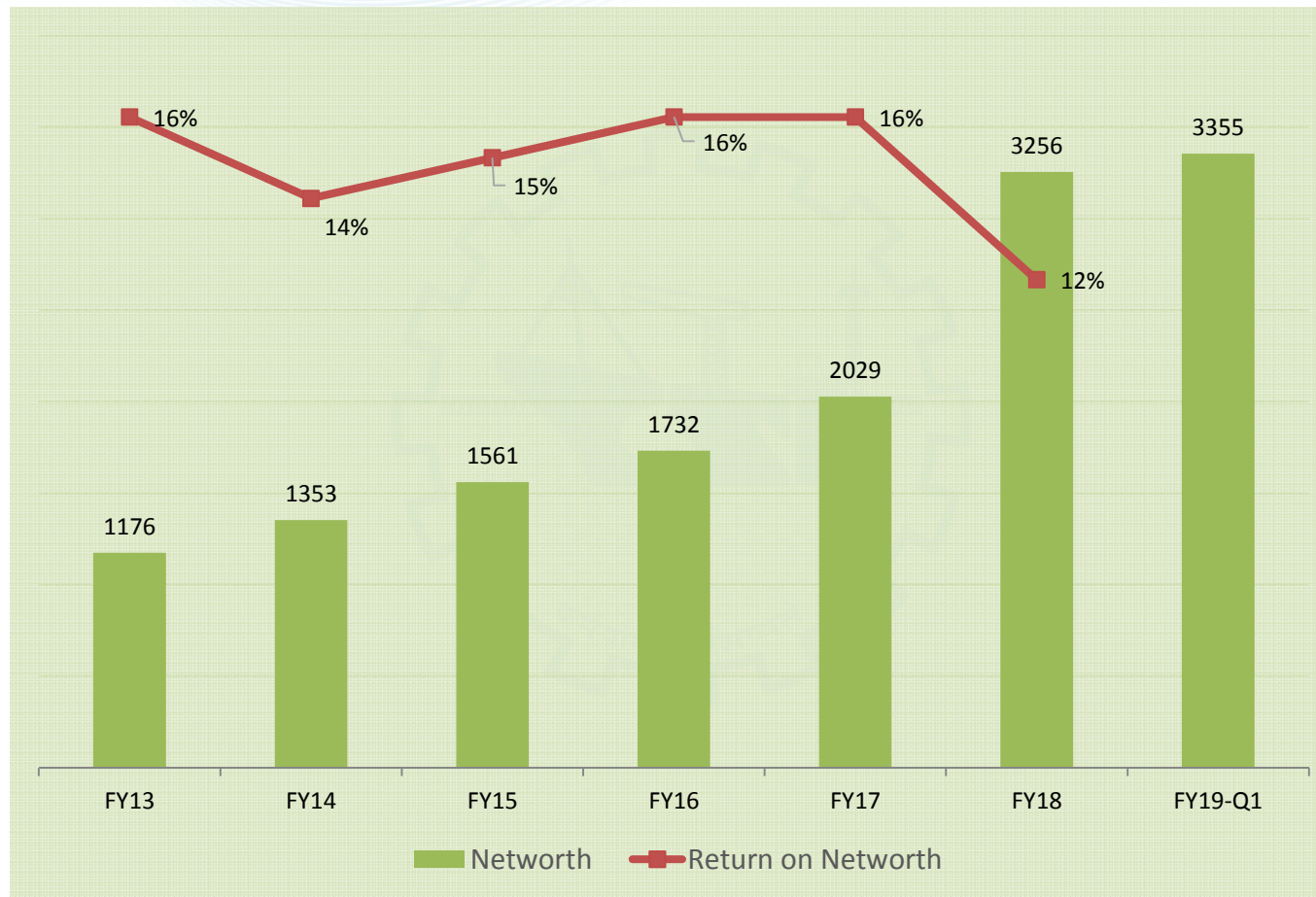
# PROFIT AFTER TAX (Rs Cr.) & PAT MARGINS (%)



# RETURN EFFICIENCIES



Net worth (INR cr), Return on Net worth (%)



Debt Equity Ratio 0.04