

RAMKRISHNA FORGINGS LIMITED

Date: 23rd August, 2023

To The Listing Department BSE Limited Phiroze Jeejeebhoy Towers, Dalal Street, Mumbai – 400 001 BSE SCRIP CODE: 532527	To The Listing Department National Stock Exchange of India Limited “Exchange Plaza” C-1, Block G, Bandra-Kurla Complex, Bandra (E), Mumbai- 400 051 NSE SYMBOL: RKFORGE
--	---

Dear Sir/Madam,

Sub: Annual Report of the Company for the Financial Year 2022-23

Pursuant to the provisions of Regulation 34 of the SEBI (Listing Obligations and Disclosure Requirements) Regulations 2015, please find enclosed the Annual Report of the Company for the Financial Year 2022-23, which has been circulated to the Shareholders of the Company on their registered email addresses.

Copy of the same is also being uploaded on the website of the Company at www.ramkrishnaforgings.com.

Request to kindly take the same into record.

Thanking you.

Yours faithfully,
For Ramkrishna Forgings Limited

Rajesh Mundhra
Company Secretary & Compliance Officer
ACS: 12991

Encl.: As above

REGISTERED & CORPORATE OFFICE

23 CIRCUS AVENUE, KOLKATA 700017, WEST BENGAL, INDIA

PHONE : (+91 33)4082 0900 / 7122 0900, FAX: (+91 33)4082 0998 / 7122 0998


EMAIL: info@ramkrishnaforgings.com, Website : www.ramkrishnaforgings.com

CIN NO. :L74210WB1981PLC034281





COMMITTED TO INNOVATION AND VALUE CREATION



RAMKRISHNA FORGINGS LIMITED

ANNUAL REPORT 2022-23

CORPORATE INFORMATION

CIN L74210WB1981PLC034281

Directors

Mr. Naresh Jalan
Mr. Chaitanya Jalan
Mr. Lalit Kumar Khetan
Mr. Pawan Kumar Kedia
Mr. Mahabir Prasad Jalan

Mr. Padam Kumar Khaitan
Mr. Ram Tawakya Singh
Mr. Yudhisthir Lal Madan
Mr. Amitabha Guha
Mr. Sandipan Chakravorty
Mr. Partha Sarathi Bhattacharyya
Mr. Ranaveer Sinha
Mrs. Rekha Shreeratan Bagry
Mr. Sanjay Kothari
Ms. Aditi Bagri

- Managing Director
- Whole-time Director
- Whole-time Director
- Whole-time Director
- Non-Executive Director ("Chairman Emeritus")
(Re-designated w.e.f 21 July, 2023)
- Non-Executive, Independent Director
- Non-Executive, Independent Director
- Non-Executive, Independent Director
- Non-Executive, Independent Director
- Non-Executive, Independent Director
- Non-Executive, Independent Director
- Non-Executive, Independent Director
- Non-Executive, Independent Woman Director (Appointed w.e.f 3 May, 2022)
- Non-Executive, Independent Director (Appointed w.e.f 3 May, 2022)
- Non-Executive, Independent Director (Resigned on 27 April, 2022)

Company Secretary

- Mr. Rajesh Mundhra

Chief Financial Officer (CFO)

- Mr. Lalit Kumar Khetan

Registered and Corporate Office

23, Circus Avenue,
Kolkata -700 017
Telephone: 033-4082 0900/7122 0900
Fax: 033-4082 0998/7122 0998
Email id – secretarial@ramkrishnaforgings.com
Website: www.ramkrishnaforgings.com

Works/Plants:

Plant I: Plot No. M-6, Phase VI,
Gamaria, Jamshedpur- 832108, Jharkhand.
Plant II: 7/40, Duffer Street, Liluah,
Howrah- 711204, West Bengal.
Plant III & IV: Plot No. M-15, 16 and
NS-26, Phase – VII , Adityapur Industrial Area,
Jamshedpur- 832109
Plant V: Baliguma, Kolabira, Saraikela –
Kharsawan – 833220, Jharkhand.
Plant VII: Plot No.1988, Plant - VII, Mauza Dugni,
Block- Saraikela, PO: Dugni, Saraikela Kharsawan - 833220,
Jharkhand

Joint Statutory Auditors:

S. R. Batliboi & Co. LLP, Chartered Accountants

22, Camac Street, 3rd Floor, Block 'B'
Kolkata- 700026

S. K. Naredi & Co., Chartered Accountants

Park Mansions, Block -1, Room no. 1
3rd Floor, 57A, Park Street
Kolkata - 700016

Internal Auditors:

Singhi & Co., Chartered Accountants

161, Sarat Bose Road, Kolkata-700026

Cost & Management Auditors:

Bijay Kumar & Co

Cost & Management Accountants
Flat No. 1/1 A- Block, AM Residency
Balvihar Green, Sonari,
Jamshedpur- 831011

Secretarial Auditors:

MKB and Associates

Company Secretary in Practice
Shantiniketan Building, 5th Floor, Room no. 511
8 Camac Street, Kolkata -700017

Principal Bankers:

State Bank of India
IDBI Bank Limited
Export Import Bank of India
DBS Bank India Limited
DCB Bank Limited
ICICI Bank Limited
Standard Chartered Bank
RBL Bank Limited
Axis Bank Limited
IndusInd Bank Limited
International Finance Corporation
Landesbank Baden, Wurttemberg
Kotak Mahindra Bank Limited
HDFC Bank Limited
IDFC First Bank Limited
Bank of Baroda
Canara Bank
SBM Bank (India) Limited
Tata Capital Financial Services Limited

Registrar and Share Transfer Agents:

KFin Technologies Limited

(Formerly KFin Technologies Private Limited)

Selenium Building, Tower B,
Plot Nos. 31-32, Financial District,
Nanakramguda, Serilingampally
Hyderabad- 500 032

Rangareddy, Telengana, India

Toll free: 1-800-309-4001

E mail: einward.ris@kfintech.com

Website: www.kfintech.com.

Across the pages

Directors' Report **02** Management Discussion and Analysis **28** Corporate Governance Report **38** Business Responsibility & Sustainability Report **68** Tax Transparency Report **95** Standalone Independent Auditors' Report **102** Balance Sheet **112** Statement of Profit & Loss **113** Cash Flow Statement **116** Consolidated Independent Auditors' Report **170** Consolidated Financial Statement **178**



Directors' Report

Dear Shareholders,

Your Directors are pleased to present the 41st Annual Report of the Company together with the Audited Standalone and Consolidated Financial Statements for the Financial Year ended 31 March, 2023.

Financial Highlights 2022-23

(Amount ₹ in Lakhs)

Particulars	Standalone		Consolidated	
	Year ended	Year ended	Year ended	Year ended
	31st March, 2023	31st March, 2022	31st March, 2023	31st March, 2022
Sales and Operating Income (Net)	3,00,099.86	2,28,536.55	3,19,289.51	2,32,024.66
Other Income	376.73	160.93	395.68	145.91
Profit before Interest, Depreciation & Tax (incl. Exceptional Item)	67,195.82	52,857.84	69,627.56	51,845.11
Finance Cost	11,495.91	9,334.69	12,019.77	9,589.76
Depreciation	20,135.25	16,905.90	20,163.97	16,935.32
Profit Before Tax (before Exceptional Items)	35,564.66	26,617.25	37,443.82	25,320.03
Exceptional Items	-	-	-	-
Profit Before Tax	35,564.66	26,617.25	37,443.82	25,320.03
Provision for taxation:				
- Current Tax	11,947.85	8105.25	11,985.87	8133.03
- Deferred Tax	128.27	(2307.41)	717.66	(2784.92)
-Tax adjustments for earlier years (Net)	(70.67)	169.23	(70.55)	169.23
Profit After Tax	23,559.21	20,650.18	24,810.84	19,802.69
Other Comprehensive Income (Net of Tax)	(114.19)	29.09	(91.76)	42.73
Total Comprehensive Income for the year	23,445.02	20,679.27	24,719.08	19,845.42

State of Company's Affairs

Financial Performance

- Revenue from operations increased by 31.31% from ₹ 2,28,536.55 lakhs in 2021-22 to ₹ 3,00,099.86 lakhs in 2022-23.
- Export Sales increased by 25.72% from Rs. 99,038.13 lakhs in 2021-22 to ₹ 1,24,512.96 lakhs in 2022-23.
- EBIDTA increased by 27.13% from ₹ 52,857.84 lakhs in 2021-22 to ₹ 67,195.82 lakhs in 2022-23.
- PAT showed an increase of 14.09% from ₹ 20,650.18 lakhs in 2021-22 to ₹ 23,559.21 lakhs in 2022-23.

The Production of commercial vehicle (CV) sales in India increased by 28.57% to 10,35,626 units in financial year 2022-23, as against 8,05,527 units in financial year 2021-22.

The M & HCV segment production volumes increased by 39.35% from 2,72,167 vehicles in 2021-22 to 3,79,259 vehicles in 2022-23. The sales of M&HCV increased by 49.23% from 2,40,577 vehicles in 2021-22 to 3,59,003 vehicles in 2022-23. The exports of the M&HCV vehicles decreased by 31.43% from 32,181 vehicles in 2021-22 to 22,067 vehicles in 2022-23.

Operational Highlights

Forgings and Machining Facility

The Company derives the major share of its revenues from the commercial vehicle segment. Your Company produced 48,160 tons during the year under review as compared to 46,513 tons last year registering an increase of about 3.54%.

The Company has the state-of-art of CNC Machining and Gear Cutting Facilities in which it has achieved accuracies of DIN 3962 (Class 8 to 9) in Hobbing Stage, DIN 3962 (Class 7) in Shaving Stage.

The Company has made 88 new product development in the CNC Turning, 38 new development in Gear cutting and 10 new products in HMC/VMC Machining centre which has helped to enhance the product basket with existing clients and add new clients in the domestic and export market.

Ring Rolling Line

The Company has produced 29,497 tons during the year as compared to 28,277 tons last year thus registering an increase of about 4.31%.

The Company has developed 40 new products during the year out of which 30 products are machined.

Directors' Report

Press Facility

During the year the Company has achieved a production of 85,725 Tons as compared to 69,649 tons last year thus registering an increase of 23.08%. The Company has achieved an average capacity utilisation of around 73.21% during the year.

The Company has developed 124 new products during the year out of which 64 products are machined.

Future Outlook

Despite prevailing inflationary headwinds, elevated fuel costs and rising interest rates, the CV sector registered a 28.50% growth in sales volumes in FY23. The factors responsible for the traction are an overall economic improvement, increased public and private capex in infrastructure, better fleet utilisation levels, a flourishing e-commerce sector and a rebound in replacement demand.

End-user industries like food & beverage, construction, automotive and healthcare have a high requirement for commercial vehicles to transport raw materials and distribute finished products to the sales channel. With India transitioning towards an industrialised economy in the coming years, the Indian CV market could experience a healthy uptick over the medium term. Also, with Indians returning to work as before and schools functioning normally, the demand for buses will accelerate.

The Union Budget 2024 has announced a record allocation for infrastructure development at ₹ 18.6 trillion, a total 28% increase over the budgetary allocation for FY23.

Gross budgetary support for the MoRTH (Ministry of Road Transport and Highways) is increased by 25% to ₹ 2.59 trillion for FY24. Also, the allocation to NHAI (National Highway Authority of India) has increased by 15% to ₹ 1.62 trillion for FY24.

Additionally, the Government has allocated ₹ 75,000 crore for taking up 100 critical transport infrastructure projects on priority for last and first-mile connectivity for ports, coal, steel, fertilizer, and food grain sectors.

These allocations reflect the Government's ambition of improving the nation's core infrastructure and promise to open up significant opportunities for the CV sector, particularly the M&HVC segment.

Further the Vehicle Scrapping Policy aims to create a method to phase out unfit and polluting vehicles. This policy proposes the de-registration of CVs after 15 years if it fails to get a fitness certificate.

According to ICRA, CV sales volume will increase 7-10% in FY24 from a much higher base, primarily owing to massive government spending on infrastructure, back-to-school & office, replacement demand and e-commerce expansion. CRISL mentions that domestic Commercial Vehicles sales volumes is expected to grow 9-11% in FY24 driven by medium and heavy commercial vehicles.

US Truck Sector

The North American Class 6-8 Truck market has been cruising steadily amid strong transport & construction activity marked by high freight volumes as well as rates and robust fleet utilisation levels across operators, while the demand for trucks and order backlogs have been surging across the industry OEMs.

In 2023, experts believe, despite all the existing global headwinds, the industry will continue to make steady progress. State of freight volumes, carrier profitability and potential for further supply-chain disruptions will determine the future truck order. But, with inflation numbers moderating, strong demand for original equipment is expected to sustain.

Deposits

The Company has not accepted any deposits from the public and consequently there are no outstanding deposits in terms of Section 73 of the Companies Act, 2013 read with the Companies (Acceptance of Deposits) Rules, 2014 as amended.

Transfer to Reserves

Your Company proposes to transfer ₹ 500.00 lakhs to General Reserve out of the amount available for appropriation and an amount of ₹ 80,446.76 lakhs is proposed to be carried over to Balance Sheet as retained earnings.

Dividend

Based on the Company's performance, the Directors have declared following interim dividends:

Particulars	Financial Year	Interim Dividend Per equity share of face value of ₹ 2 each.	Date of declaration of Interim Dividend in Board Meeting	Cash outflow (₹ in lakhs)
1 st Interim Dividend	2022-23	₹ 0.50/-	21 July, 2022	799.45
2 nd Interim Dividend		₹ 0.50/-	21 October, 2022	799.45
3 rd Interim Dividend		₹ 0.50/-	20 January, 2023	799.45
Total		₹ 1.50/-		2,398.35

The Board in its meeting held on 28 April, 2023 have declared 4th interim dividend of ₹ 0.50/- per equity share of face value of ₹ 2/- each, which would involve a cash outflow of ₹ 799.45/- lakhs. The total dividend for FY 2022-23 would involve a total cash outflow of about ₹ 3,197.80 lakhs.



Directors' Report

The Register of Members and the Share Transfer books of the Company will remain closed from, 9 September, 2023 (Saturday) to 16 September, 2023 (Saturday) (both days inclusive) for the purpose of Annual General Meeting. The Dividend distribution policy is available at <https://www.ramkrishnaforgings.com/investors/policy/dividend-distribution-policy.pdf>.

Share Capital

The Company presently has one class of shares – Equity Shares of par value of ₹ 2/- each.

The Authorised Share Capital of the Company as on 31 March, 2023 stands at ₹ 38,25,00,000/- divided into 19,12,50,000 Equity Shares of ₹ 2/- each.

The Issued, Subscribed and Paid up Share Capital of the Company as on 31 March, 2023 stands at ₹ 31,97,79,070/- divided into 15,98,89,535 Equity Shares of ₹ 2/- each.

Warrants

During the year under review the Board in its meeting held on 12 September, 2022 has approved to issue and allot of upto 46,00,000 (Forty Six lakhs only) Warrants, each convertible into, or exchangeable for, 46,00,000 (Forty Six Lakhs only) fully paid-up equity share of face value of ₹ 2/- each at a price of ₹ 205 per share of the Company within the period of 18 (Eighteen Months) from the date of allotment of Warrants to the Promoter of the Company and Non-Promoter Persons/Entity. The same was approved by the shareholders of the Company in the Extra-ordinary General Meeting held on 12 October, 2022.

The Company, upon receipt of 25% of the issue price (i.e. ₹ 51.25/- per warrant) as warrant subscription money, allotted 46,00,000 warrants convertible into one equity share on 26 October, 2022. The balance 75% of the issue price (i.e. ₹ 153.75/- per warrant) shall be payable within 18 months from the allotment date by the warrant holders.

Employees Stock Option Scheme

The Company has an ESOP Scheme titled Ramkrishna Forgings Limited – Employee Stock Option Plan 2015 (RKFL ESOP Scheme 2015) for the grant upto 35,00,000 stock option of ₹ 2/- each (i.e. 7,00,000 stock option of ₹ 10/- each), in one or more tranches, to its permanent employees working in India and Whole-time Directors of the Company (employees). RKFL ESOP Scheme 2015 provides an incentive to attract, retain and reward the employees and enable them to participate in future growth and financial success of the Company. In accordance with the scheme the employees based on the performance matrix are eligible to receive one fully paid-up equity share of ₹ 2/- against each option.

During the year under review, based on the performance matrix of the eligible employees the Nomination and Remuneration Committee in its meeting held on 21 October, 2022 vested 25,715 Stock Options of face value of ₹ 2/- each to the eligible employees under RKFL ESOP Scheme 2015.

Further, 41,850 options of ₹ 2/- each of RKFL ESOP Scheme 2015 have been forfeited /cancelled during the Financial Year 2022-23.

There are 3,52,820 options of ₹ 2/- each which are outstanding as on 31st March, 2023.

During the year the Company has not granted any Options to its employees.

The details pursuant to the Section 62 of the Companies Act, 2013 read with Rule 12 of the Companies (Share Capital and Debentures) Rules, 2014, as amended and SEBI (Share Based Employee Benefits) Regulations, 2014, have been placed on the website of the Company at <https://www.ramkrishnaforgings.com/investors/esop/ESOP-Report-FY-2022-23.pdf>.

The RKFL ESOP Scheme 2015 is in compliance with the SEBI (Share Based Employee Benefits) Regulations, 2014 and amendment thereof.

A Certificate from the Secretarial Auditors with regard to the implementation of ESOP Scheme 2015 shall be available over email on making a request to the Company through e-mail on secretarial@ramkrishnaforgings.com.

Pollution Control Measures

Your Company has the requisite approvals from the concerned authorities for all the units.

Credit Rating

The Credit facilities of the Company continued to be rated for the FY 2022-23 from ICRA Limited & India Ratings.

ICRA Limited has upgraded the credit rating of the credit facilities of the Company. The Long-term ratings has been upgraded to [ICRA] A+ with a Stable Outlook and Short-term Ratings were reaffirmed by ICRA Limited at [ICRA] A1.

India Ratings has also upgraded the credit rating of the credit facilities of the Company. The Long-term ratings has been upgraded to IND A+ with a Stable Outlook and Short-term Ratings were reaffirmed by India Ratings at IND A1.

Directors' Report

Details of Directors and Key Managerial Personnel

(A) Appointment/Reappointment of Directors

Based on the recommendation of the Nomination and Remuneration Committee and pursuant to the provisions of Section 161 of the Companies Act, 2013, the Board at its Meeting held on 3 May, 2022, had appointed Mr. Sanjay Kothari (DIN: 00258316) and Mrs. Rekha Shreeratan Bagry (DIN: 08620347), as an Additional Directors of the Company w.e.f 3 May, 2022, who shall hold office upto the conclusion of the forthcoming Annual General Meeting.

Pursuant to the provisions of Sections 149, 150 and 152 read with Schedule IV and all other applicable provisions, if any, of the Companies Act, 2013 and the Rules made thereunder, and Regulation 17(1C) of the Securities and Exchange Board of India (Listing Obligations and Disclosure Requirements) Regulations, 2015 (including any statutory modification(s) or re-enactment(s) thereof, for the time being in force), the Company has sought the approval of the members of the Company for appointment of Mr. Sanjay Kothari (DIN: 00258316) and Mrs. Rekha Shreeratan Bagry (DIN: 08620347) as Non Executive Independent Directors, not liable to retire by rotation for a period of 5 years w.e.f 3 May, 2022 through the Postal ballot, which was passed with requisite majority on 14 July, 2022.

Upon recommendation of the Nomination and Remuneration Committee, the Board of Directors at its meeting held on 20 January 2023, subject to the approval of the members, re-appointed Mr. Pawan Kumar Kedia (DIN: 00375557) as Whole-time Director of the Company for a period of 1 year w.e.f. 1 April, 2023. The Company sought approval of the members for the above re-appointment vide Postal Ballot notice dated 20 January 2023, which was passed with requisite majority on 28 March, 2023.

(B) Statement on Declaration given by Independent Directors under Sub- Section (7) of Section 149 of the Companies Act, 2013

The Company has received declarations from all the Independent Directors of the Company confirming that they meet the criteria of independence as prescribed both under the Section 149 (6) of the Companies Act, 2013 and Regulation 16 (1) (b) of the SEBI (Listing Obligations and Disclosure Requirements) Regulations, 2015.

None of the Directors of the Company are disqualified for being appointed as Directors, as specified in Section 164(2) of the Companies Act, 2013 and Rule 14(1) of the Companies (Appointment and Qualification of Directors) Rules 2014 as per the declaration received from the Directors.

(C) Familiarization Programme Undertaken for Independent Directors

The Director, upon appointment, is formally inducted to the Board. In order to familiarise the Independent Directors about the various business drivers, they are updated through presentations at Board Meetings about the financials of the Company. They are also provided presentations about the business and operations of the Company. The Directors also undertake plant tours to appraise themselves of the operation and technology of the Company. The Directors are also updated on the changes in relevant corporate laws relating to their roles and responsibilities as Directors.

The details of programmes imparted by the Company during the year pursuant to Regulation 25(7) of the SEBI (Listing Obligations and Disclosure Requirements) Regulations, 2015 for familiarisation of Independent Directors with the Company, their roles, rights, responsibilities in the Company, nature of the industry in which the Company operates, business model of the Company and related matters are put up on the website of the Company at the link <https://www.ramkrishnaforgings.com/Familiarization-Programme-for-IDs-FY-2022-23.pdf>.

(D) Resignation of Director during the year

During the Financial Year 2022-23, Ms. Aditi Bagri, Independent Director (DIN: 06943139) tendered her resignation vide email dated 27 April, 2023, due to a new role in her professional workspace. Ms. Bagri also confirmed that except as stated in her resignation email dated 27 April, 2022, there were no other material reasons for her resignation.

The Board at its meeting held on 3 May 2022 recorded appreciation for the services rendered by Ms. Aditi Bagri during her tenure as an Independent Director of the Company.

(E) Re-Appointment of Directors Retiring by Rotation

In accordance with the provisions of the Companies Act, 2013, Mr. Mahabir Prasad Jalan (DIN: 00354690), Whole-time Director and Mr. Chaitanya Jalan (DIN: 07540301), Whole-time Director, retires by rotation and being eligible, offer themselves for reappointment at the ensuing Annual General Meeting. Their appointment will be placed for approval by the members at the ensuing Annual General Meeting and forms part of the notice of the ensuing Annual General Meeting.

The information about the Director seeking appointment/re-appointment as required by Regulation 36 (3) of the SEBI (Listing Obligations and Disclosure Requirements) Regulations, 2015 and Secretarial Standard -2 on General Meeting will be given in the notice convening the Annual General Meeting.



Directors' Report

(F) Key Managerial Personnel

Pursuant to the provisions of Section 203 of the Act, the Key Managerial Personnel of the Company are Mr. Mahabir Prasad Jalan, Chairman, Mr. Naresh Jalan, Managing Director, Mr. Pawan Kumar Kedia, Wholetime Director, Mr. Chaitanya Jalan, Wholetime Director, Mr. Lalit Kumar Khetan, Whole Time Director & Chief Financial Officer and Mr. Rajesh Mundhra, Company Secretary. The Company Secretary also act as a Compliance Officer of the Company.

During the financial year ended 31 March 2023, there is no change in Key Managerial Personnel of the Company.

Remuneration Policy

The Company has in place a policy on Directors' and Senior Management appointment and remuneration, including the criteria for determining qualifications, positive attributes, independence of a Director and other matters, as required under sub-section (3) of Section 178 of the Companies Act, 2013, read with Regulation 19 (4) and Part D of Schedule II of the SEBI (Listing Obligations and Disclosure Requirements) Regulations, 2015.

The policy is available on the website of the Company at the following link: <https://www.ramkrishnaforgings.com/investors/policy/Remuneration-policy-18.01.2022.pdf>.

Annual Evaluation of Board Performance and Performance of its Committees and of Directors

Pursuant to the provisions of Section 134 (3) (p) and other applicable provisions of the Companies Act, 2013 and the SEBI (Listing Obligations and Disclosure Requirements) Regulations, 2015, annual evaluation of the performance of the Board, its Committees and of individual Director was done.

The evaluation of performance for the year 2022-23 was carried out through structured questionnaires (based on various aspects of the Board's functioning, composition, its committees, culture, governance, execution and performance of statutory duties and obligations). The questionnaire covers all aspects prescribed by SEBI vide its circular no. SEBI/HO/CFD/CMD/ CIR/P/2017/004 dated 5th January, 2017.

Further, the Nomination and Remuneration Committee in terms of Section 178 (2) of the Companies Act, 2013, also carried out evaluation of every Director's performance including Independent Directors. The performance evaluation of the Independent Directors was also carried out by the entire Board (excluding the Director being evaluated).

The performance evaluation of the Board, its Chairman and the Non-Independent Directors were carried out by the Independent Directors in the Independent Director Meeting held on 21 February, 2023.

The Board expressed its satisfaction with the evaluation process and results thereof.

Directors' Responsibility Statement

Pursuant to the requirement under Section 134(5) of the Companies Act, 2013, with respect to Director's Responsibility Statement, it is hereby confirmed that:

- i) in the preparation of annual accounts for the year ended 31 March 2023, applicable accounting standards have been followed and there are no material departures;
- ii) the Directors have selected such accounting policies and applied them consistently and made judgements and estimates that are reasonable and prudent so as to give a true and fair view of the state of affairs of the Company at the end of the Financial Year 2022-23 and of the profit of the Company for that period;
- iii) the Directors have taken proper and sufficient care for maintenance of adequate accounting records in accordance with the provisions of the Companies Act, 2013 for safeguarding the assets of your Company and for preventing and detecting fraud and other irregularities;
- iv) they have prepared the annual accounts for financial year 2022-23 on a going concern basis;
- v) the Directors have laid down internal financial controls to be followed by the Company and such internal financial controls are adequate and are operating effectively;
- vi) the Directors had devised proper systems to ensure compliance with the provisions of all applicable laws and that such systems were adequate and operating effectively.

Subsidiaries

The Company had four (4) Wholly-owned Subsidiaries i.e. Globe All India Services Limited [previously known as Globe Forex & Travels Limited] (CIN: U63040WB1994PLC062139), Ramkrishna Aeronautics Private Limited (CIN: U62100DL2016PTC361917), Ramkrishna Forgings LLC, USA and RKFL Engineering Industry Private Limited (CIN: U25910DL2023PTC410733).

Directors' Report

A brief highlight of the consolidated performance and its contribution to the overall performance of the Company for the financial year 2022-23 is as below:

(₹ in Lakhs)

Particulars	Ramkrishna Forgings Limited (Holding Company)	Globe All India Services Limited (Subsidiary Company)	% of contribution to the overall performance of the Holding Company
Total Gross Revenues from operation	3,19,289.51	21,426.50	6.71
Profit before Taxation (PBT)	37,443.82	661.32	1.77
Profit/(Loss) after Taxation (PAT)	24,810.84	434.81	1.75

(₹ in Lakhs)

Particulars	Ramkrishna Forgings Limited (Holding Company)	Ramkrishna Aeronautics Private Limited (Subsidiary Company)	% of contribution to the overall performance of the Holding Company
Total Gross Revenues from operation	3,19,289.51	-	0.00
Profit before Taxation (PBT)	37,443.82	(1.70)	(0.00)
Profit/(Loss) after Taxation (PAT)	24,810.84	(1.70)	(0.01)

(₹ in Lakhs)

Particulars	Ramkrishna Forgings Limited (Holding Company)	Ramkrishna Forgings LLC, USA (Subsidiary Company)	% of contribution to the overall performance of the Holding Company
Total Gross Revenues from operation	3,19,289.51	13396.83	4.20
Profit before Taxation (PBT)	37,443.82	181.07	0.48
Profit/(Loss) after Taxation (PAT)	24,810.84	142.93	0.58

RKFL Engineering Industry Private Limited (CIN: U25910DL2023PTC410733) was incorporated on 6th March, 2023 and is yet to start its operation as on 31st March, 2023.

Pursuant to Section 129(3) of the Companies Act, 2013, and implementation requirements of the Indian Accounting Standards Rules on accounting and disclosure requirements, as applicable and as prescribed under Regulation 34 of the SEBI (Listing Obligations and Disclosure Requirements) Regulations, 2015, as amended, the consolidated financial statements of the Company and its subsidiaries prepared in accordance with the relevant accounting standards specified under Section 133 of the Companies Act, 2013 read with Rule 7 of the Companies (Accounts) Rules, 2014, form part of this Annual Report. Further as per section 136 of the Companies Act, 2013, the audited financial statements, including the consolidated financial statements and related information of the Company and audited financial statements of the subsidiary are available at our website at <http://www.ramkrishnaforgings.com>.

In addition the financial data of the subsidiary has been furnished under note. 47 of the Consolidated Financial Statements and forms part of this Annual Report.

The annual accounts of the Subsidiary and other related detailed information will be kept at the registered office of the Company and also at the registered office of the Subsidiary Company and will be available at the website of the Company at www.ramkrishnaforgings.com or over email on making a request to the Company through email on secretarial@ramkrishnaforgings.com.

Your Company does not have a Material Subsidiary.

The Company does not have any Joint Venture or Associate company and no Company has ceased to be a Subsidiary or Associate of the Company for the Financial Year 2022-23.

During the year there has been no change in the nature of the business carried out by the Subsidiary Companies.

The statement in Form AOC - 1 containing the salient features of the financial statement of the Company's subsidiaries, Joint Ventures and Associates pursuant to first-proviso to sub-section (3) of section 129 of the Companies Act 2013 forms part of this Report as "Annexure - A".

Auditors

Statutory Auditors

The Board in its meeting held on 3 May, 2022 had reappointed S. R. Batliboi & Co., LLP, Chartered Accountants, (Firm Registration No. 301003E/E300005) as Statutory Auditors of the Company for a period of 5 years from the conclusion of 40th Annual General Meeting held on 17 September, 2022 till the conclusion of 45th Annual General Meeting to be held for the financial year 2026-27 and the same was approved by the Members of the Company in the Annual General Meeting held on 17 September, 2022.



Directors' Report

S. K. Naredi & Co., Chartered Accountants, (Firm Registration No. 003333C) acts as the Joint Statutory Auditors of the Company.

The Auditors' Report (Standalone and Consolidated) to the shareholders for the year under review does not contain any qualifications or adverse remarks.

Secretarial Auditors

Pursuant to the provisions of Section 204 of the Companies Act, 2013 read with the Companies (Appointment and Remuneration of Managerial Personnel) Rules, 2014, the Board of Directors had appointed MKB & Associates, Company Secretaries in Practice, to conduct Secretarial Audit of the Company for the financial year 2022 - 23. The Secretarial Audit Report for the financial year ended 31 March, 2023 is given in "Annexure - B" which is annexed hereto and forms part of Directors' Report.

The Secretarial Audit Report for the financial year 2022-23 does not contain any qualification, reservation or adverse remark except the company has given a shorter notice for Board Meeting held on 21 July, 2022 wherein the proposal for fund raising by issue of securities was considered. The Company had paid the requisite fines to the Stock Exchanges where it is listed for the same.

Further, the Board has appointed MKB & Associates, Company Secretaries in Practice, to conduct secretarial audit of the Company for the financial year 2023-24.

Cost Auditors

The Company is required to maintain cost records as specified by the Central Government under Section 148(1) of the Act read with the Companies (Cost Records and Audit) Rules, 2014 and accordingly, such accounts and records are made and maintained by the Company.

Bijay Kumar & Co. has confirmed that they do not incur any disqualifications specified under Section 141(3) and proviso to Section 148(3) read with Section 141(4) and all other applicable provisions of the Companies Act, 2013 and their appointment meets the requirements of Section 141(3)(g) of the Companies Act, 2013. They have further confirmed their independent status and arm's length relationship with the Company.

In terms of Section 148 (3) and other applicable provisions of the Companies Act, 2013, the Board of Directors based on the recommendation of the Audit Committee has appointed Bijay Kumar & Co. (Membership no. 42734/FRN: 004819), Cost and Management Accountants, as the Cost Auditors to carry out the audit of the cost records of the Company for the financial year 2023-24.

As required under Section 148(3) of the Companies Act, 2013, the remuneration payable to the Cost Auditor, as approved by the Board, is required to be placed before the Members in a general meeting for their ratification and the same will form part of the notice of the ensuing Annual General Meeting.

None of the Auditors of the Company have reported any fraud as specified under the second proviso to Section 143(12) of the Companies Act, 2013.

Risk Management

A Risk Management Policy to identify and assess the key risk areas, monitor mitigation measures and report compliance has been adopted. Based on a review, major elements of risks have been identified and are being monitored for effective and timely mitigation. Prudence and conservative dealing with risks is at the core of risk management strategy being followed by the Company.

The Board has formulated a Risk Management Committee ('RMC') to frame, implement and monitor the Risk Management Policy of the Company and to ensure the adequacy of the risk management systems. The said policy has been approved by the Board. Robust mechanisms and systems have been put in place to identify and manage the inherent risks in business and strategy, and to monitor the Company's exposure to key risks that could impact the overall strategy and sustainability of the business. The purpose is to identify risks in time which have the potential effect on the Company's business or corporate standing or growth and manage them by calibrated action.

The risks, both internal and external, to which the Company is exposed to and which includes financial, operational, project execution, legal, human resources etc. is taken into consideration for development and maintaining of a robust mechanism for mitigation which is evolving with time and circumstances within which the Company operates.

Internal Financial Controls

The Company has in place adequate internal financial controls with reference to financial statements. The Company's Internal Control Systems are commensurate with the nature, size and complexity of its business and ensure proper safeguarding of assets, maintaining proper accounting records and providing reliable financial information.

Pursuant to the provisions of Section 138 of the Act read with Rule 13 of the Companies (Accounts) Rules 2014, Singhi & Co, Chartered Accountants, (Firm Registration no. 302049E) has been appointed as the Internal Auditor of the Company who also evaluates the functioning and quality of internal controls and standard operating procedures of the Company and reports its adequacy and effectiveness through periodic reporting to the Audit Committee of the Company.

Directors' Report

Corporate Social Responsibility (CSR)

CSR for your Company means Corporate Sustainable Responsibility and this means embedding CSR into its business model.

In terms of the provisions of section 135 of the Companies Act, 2013, read with Companies (Corporate Social Responsibility Policy) Rules, 2014, the Board of Directors of your Company has constituted a Corporate Social Responsibility ("CSR") Committee.

Your Company has in place the following Programs under its CSR activity i.e. **Ramkrishna Jan Kalyan Yojana, Ramkrishna Shiksha Yojana, Ramkrishna Swastha Yojana** and **Ramkrishna Sanskriti Yojana**.

Your Company has spent the requisite percentage of the average net profit of the three immediately preceding financial years on CSR related activities as covered under Schedule VII of the Companies Act, 2013.

Your Company as part of its CSR initiatives has initiated projects as per its CSR Policy.

The Company has framed and adopted a CSR Policy which is available at the following web link: <http://www.ramkrishnaforgings.com/investors/policy/csr-policy.pdf>. The policy indicates the CSR activities to be undertaken by the Company to achieve its social commitments.

The particulars required to be disclosed pursuant to the Companies (Corporate Social Responsibility Policy) Rules, 2014, as amended, are given as "**Annexure- C**" forming part of this Report.

Related Party Transactions

The Company has formulated a Policy on dealing with Related Party Transactions. The Policy is disclosed on the website of the Company at the web link: <https://www.ramkrishnaforgings.com/investors/policy/RPT-Policy.pdf>.

All transactions entered into with Related Parties as defined under the Companies Act, 2013 and Regulation 23 of SEBI (Listing Obligations and Disclosure Requirements) Regulations, 2015, during the year were in the ordinary course of business and on an arms-length basis. There are no material related party transactions made by the Company with Promoters, Directors, Key Managerial Personnel or other Designated Persons which may have a potential conflict with the interest of the Company at large.

The details of the Material Related Party Transaction in Form AOC-2 is enclosed and marked as "**Annexure D**".

All related party transactions are placed before the Audit Committee and Board for its approval. In accordance with Ind AS-24. The Related Party Transactions are disclosed under Note No. 39 of the Standalone Financial Statements.

Stock Exchange(s)

The Equity Shares of your Company are listed on two stock exchanges:

- National Stock Exchange of India Limited, Exchange Plaza, Plot no. C/1, G- Block, Bandra-Kurla Complex, Bandra (East), Mumbai 400 051.
- BSE Limited, Phiroze Jeejeeboy Towers, Dalal Street, Mumbai 400 001.

The annual listing fees for the financial year 2023-24 have been paid by the Company on time to the above stock exchanges.

Management's Discussion and Analysis Report

Management's Discussion and Analysis Report for the year under review under Regulation 34 (2) (e) read with Schedule V of the SEBI (Listing Obligations and Disclosure Requirements) Regulations, 2015 with the Stock Exchange in India is presented in the separate section and forms part of the Annual Report.

Corporate Governance

Adoption of Best ethical business practices in the Company within the regulatory framework is the essence of good Corporate Governance. Your Company continues to believe in such business practices and gives thrust on providing reliable financial information, maintenance of transparency in all its business transactions and ensuring strict compliance of all applicable laws

The report of Corporate Governance as stipulated under SEBI (Listing Obligations and Disclosure Requirements) Regulations, 2015 forms part of the Annual Report.

The requisite certificate from the Statutory Auditors of the Company, confirming the compliance with the conditions of corporate governance as stipulated under SEBI (Listing Obligations and Disclosure Requirements) Regulations, 2015, is attached with the Corporate Governance Report.

Business Responsibility and Sustainability Report

The Business Responsibility and Sustainability Report for the financial year 2022-23 presented in the separate section and forms part of the Annual Report.



Directors' Report

Disclosures

a) Meetings of Board of Directors

During the year under review, 6 (Six) meetings of the Board of Directors were held. The details of the meetings and the attendance of the Directors are provided in the Corporate Governance Report. The intervening gap between the Meetings was within the period prescribed under the statutory laws and the necessary quorum were present at all the meetings.

b) Committees:

The Company has in place the Committee(s) as mandated under the provisions of the Companies Act, 2013 and SEBI (Listing Obligations and Disclosure Requirements) Regulations, 2015. There are currently 8 (Eight) committees of the Board, namely:

- Audit Committee
- Nomination & Remuneration Committee
- Stakeholders' Relationship Committee
- Risk Management Committee
- Corporate Social Responsibility Committee
- Management & Finance Committee
- Capital Market Committee
- Investment Committee

Details of the Committees along with their charter, composition and meetings held during the year, are provided in the Corporate Governance Report, which forms part of this report.

There has been no instance where the Board has not accepted the recommendations of the Audit Committee.

c) Meeting of Independent Directors

In accordance with the requirement of the statutory laws a separate meeting of the Independent Directors was held on 21 February, 2023. In the meeting, the Directors among other things reviewed the performance of Non-Independent Directors, the Chairman of the Board and the Board as a whole and further assessed the quality, quantity and the timeliness of flow of information between the Management and the Board and found it satisfactory.

d) Particulars of Loan, Guarantee & Investment

Particulars of loans given, investments made, guarantees given and securities provided along with the purpose for which the loan or guarantee or security is proposed to be utilized by the recipient are provided in the Standalone Financial Statement. The details of such Investments, loans and guarantees have been provided in Note no. 7, 9 and 44 to the Standalone Financial Statements.

e) Annual Return

Pursuant to the provisions of Section 92 (3) read with section 134(3)(a) of the Companies Act, 2013 the draft copy of the annual return for the F.Y. 2022-23 is uploaded on the website of the Company <https://www.ramkrishnaforgings.com/annual-return.html> and the same can be viewed by the members and stakeholders.

f) Conservation of Energy, Technology Absorption, and Foreign Exchange Earnings and Outgo

The particulars relating to energy conservation, technology absorption, foreign exchange earnings and outgo, as required to be disclosed under the Act is given in "Annexure – E" to this Report.

g) Particulars of Employees and related disclosures

Disclosure with respect to the remuneration of Directors and Employees as required under Section 197 of the Companies Act, 2013 read with Rules 5 (1) (2) and (3) of the Companies (Appointment and Remuneration of Managerial Personnel) Rules, 2014, is given in "Annexure – F" to this Report.

h) Whistle Blower Mechanism

The Company promotes ethical behaviour in all its business activities and has put in place a mechanism for reporting illegal or unethical behaviour. The Company has a Vigil mechanism and Whistle blower policy under which the employees and directors are free to report violations of applicable laws and regulations and the Code of Conduct. The reportable matters may be disclosed to the Vigilance and Ethics officer who operates under the supervision of the Audit Committee. Employees may also report to the Chairman of the Audit Committee. The status of the complaints received, if any, under the whistle blower policy is also placed on a quarterly basis before the Board. During the year the Company has not received any complaint under the whistle blower policy. During the year under review, no employee was denied access to the Audit Committee. The Vigil Mechanism / Whistle Blower

Directors' Report

Policy of the Company can be accessed at the website of the Company at the following link: <http://www.ramkrishnaforgings.com/investors/policy/whistle-blower-policy.pdf>.

i) Transfer of amounts to Investor Education and Protection Fund (IEPF)

Pursuant to the provision of Section 124 of the Companies Act, 2013, read with the IEPF Authority (Accounting Audit, Transfer and Refund) Rules, 2016 (the Rules) all unpaid or unclaimed dividends are required to be transferred by the Company to the IEPF established by the Government of India, after the completion of seven years. Further, according to the Rules, the shares on which dividend has not been paid or claimed by the shareholders for seven consecutive years or more shall be transferred to the demat account of the IEPF authority.

Accordingly, during the financial year 2022-23, the Company has transferred an unpaid & unclaimed dividend of Rs. 32,036/-. Further, the Company has transferred unclaimed 2,315 shares during the financial year 2022-23 to the IEPF Authority. The details are provided at the website of the Company at the following link:

- i) <https://www.ramkrishnaforgings.com/investors/unpaid-dividend/2022/RKFL-Unpaid-Dividend-to-be-transfer-2022.pdf>.
- ii) <https://www.ramkrishnaforgings.com/investors/unpaid-dividend/transfer-of-shares-to-iepf/Detail-of-Unclaimed-Shares-transferred-to-IEPF-for-FY-2014-15.pdf>.

Mr. Rajesh Mundhra, Company Secretary and Compliance Officer, acts as the Nodal Officer. His details are provided at the website of the Company at the following link: <https://www.ramkrishnaforgings.com/unpaid-dividend.html>

GENERAL –

- i. During the year under review, there has been no change in the nature of business of the Company.
- ii. No material changes and commitments affecting the financial position of the Company have occurred from the close of the financial year ended 31 March, 2023 till the date of this Report.
- iii. There have been no significant or material orders passed by the regulators or Courts or Tribunals impacting the going concern status and the company's operations in future.
- iv. During the year under review, the Company has not issued sweat equity shares.
- v. During the year under review, the Company has not issued shares with differential voting rights.
- vi. The Company has not revised any of its financial statements or reports.
- vii. During the year neither the Managing Director nor the other Whole-time Directors of the Company, receive any remuneration or commission from any of its subsidiaries except Mr. Chaitanya Jalan (DIN:07540301) and Mr. Lalit Kumar Khetan (DIN:00533671), Whole-time Directors of the Company, who have received remuneration from Globe All India Services Limited, Wholly Owned Subsidiary, of the Company.
- viii. During the year under review, no application has been made or any proceeding is pending under the Insolvency and Bankruptcy Code, 2016 against the Company.
- ix. During the year under review, there were no instance of one-time settlement with banks or financial institutions and hence the differences in valuation as enumerated under Rule 8 (5) (xii) of Companies (Accounts) Rules, 2014, as amended, do not arise.
- x. The Company has complied with the applicable Secretarial Standards issued by Institute of Company Secretaries of India.

Prevention of Sexual Harassment at Workplace

Your Company has zero tolerance towards sexual harassment at the workplace and has adopted a policy on prevention, prohibition and redressal of sexual harassment at workplace in line with the provisions of the Sexual Harassment of Women at Workplace (Prevention, Prohibition and Redressal) Act, 2013 and the Rules thereunder. The Company has an Internal Complaints Committee in all its workplace.

No complaint pertaining to sexual harassment of women employees from any of the Company's locations was received during the financial year ended 31 March, 2023.

Acknowledgement

Your Directors would like to express their sincere appreciation for the assistance and co-operation received from the financial institutions, banks, government authorities, customers, vendors and members during the year under review. Your Directors also wish to place on record their deep sense of appreciation for the committed services by the Company's executives, staff and workers.

On behalf of the Board
For Ramkrishna Forgings Limited

Place: Kolkata
Dated: 28 April, 2023

Sd/-
Mahabir Prasad Jalan
Chairman - DIN: 00354690



Annexure to the Directors' Report

Annexure - A

Form AOC-1

(Pursuant to first proviso to sub-section (3) of Section 129 read with Rule 5 of the Companies (Accounts) Rules, 2014)

Statement containing salient features of the financial statement of subsidiaries/associate companies/joint ventures

Part "A": Subsidiaries

(Information in respect of each subsidiary is presented with amounts in ₹ lakhs)

Sr. No.	Name of the subsidiary	Globe All India Services Limited	Ramkrishna Aeronautics Private Limited	Ramkrishna Forgings LLC	RKFL Engineering Industry Private Limited*
1	Reporting period for the subsidiary concerned, if different from the holding company's reporting period	N.A	N.A	N.A	N.A
2	Reporting currency and Exchange rate as on the last date of the relevant Financial year in the case of foreign subsidiaries	INR	INR	INR	INR
3	Share capital	478.77	10.00	7.47	10.00
4	Reserves & surplus	584.29	(10.87)	276.04	
5	Total assets	9,913.39	661.33	8,042.82	
6	Total Liabilities (excluding shareholders' fund)	8,850.33	662.20	7,759.31	Incorporated on 6 th March, 2023.
7	Investments	-	-	-	
8	Total Revenues (Net)	21,426.50	-	13,396.83	
9	Profit before taxation	661.32	(1.70)	181.07	
10	Provision for taxation	226.51	-	38.14	
11	Profit after taxation	434.81	(1.70)	142.93	
12	Proposed Dividend	-	-	-	
13	% of shareholding	100%	100%	100%	100%

1. Names of subsidiaries which are yet to commence operations: **RKFL Engineering Industry Private Limited**

2. Names of subsidiaries which have been liquidated or sold during the year: Nil

Part "B": Associates and Joint Ventures

Statement pursuant to Section 129 (3) of the Companies Act, 2013 related to Associate Companies and Joint Ventures

NIL

1. Names of associates or joint ventures which are yet to commence operations: Nil

2. Names of associates or joint ventures which have been liquidated or sold during the year: Nil

On behalf of the Board
For Ramkrishna Forgings Limited

Sd/-
Naresh Jalan
(DIN: 00375462)
(Managing Director)

Sd/-
Chaitanya Jalan
(DIN: 07540301)
(Wholtime Director)

Sd/-
Pawan Kumar Kedia
(DIN: 00375557)
(Wholtime Director)

Sd/-
Rajesh Mundhra
(Company Secretary)
ACS: 12991

Sd/-
Lalit Kumar Khetan
(Wholtime Director & CFO)
DIN: 00533671
FCA: 056935

Place: Kolkata
Dated: 28 April, 2023

Annexure to the Directors' Report

Annexure - B

FORM NO. MR-3 SECRETARIAL AUDIT REPORT

FOR THE FINANCIAL YEAR ENDED 31ST MARCH, 2023

[Pursuant to section 204(1) of the Companies Act, 2013 and Rule No.9 of the Companies (Appointment and Remuneration of Managerial Personnel) Rules, 2014]

To

The Members,

RAMKRISHNA FORGINGS LIMITED

We have conducted the Secretarial Audit of the compliance of applicable statutory provisions and the adherence to good corporate practices by **RAMKRISHNA FORGINGS LIMITED** (hereinafter called "the Company"). Secretarial Audit was conducted in a manner that provided us a reasonable basis for evaluating the corporate conducts/statutory compliances and expressing our opinion thereon.

The Company's Management is responsible for preparation and maintenance of secretarial and other records and for devising proper systems to ensure compliance with the provisions of applicable laws and Regulations.

Based on our verification of the books, papers, minute books, forms and returns filed and other records maintained by the Company and also the information provided by the Company, its officers, agents and authorized representatives during the conduct of secretarial audit and considering the relaxations granted by Ministry of Corporate Affairs and Securities and Exchange Board of India, we hereby report that in our opinion, the Company has, during the audit period covering the financial year ended on 31st March, 2023 generally complied with the statutory provisions listed hereunder and also that the Company has proper Board-processes and compliance mechanism in place to the extent, in the manner and subject to the reporting made hereinafter:

We have examined the books, papers, minute books, forms and returns filed and other records maintained by the Company for the Financial Year ended on 31st March, 2023 to the extent applicable, according to the provisions of:

- i) The Companies Act, 2013 (the Act) and the rules made thereunder;
- ii) The Securities Contracts (Regulation) Act, 1956 and Rules made thereunder;
- iii) The Depositories Act, 1996 and Regulations and Bye-laws framed thereunder;
- iv) Foreign Exchange Management Act, 1999 and the Rules and Regulations made thereunder to the extent of Foreign Direct Investment, Overseas Direct investment and External Commercial Borrowings;
- v) The Regulations and Guidelines prescribed under the Securities & Exchange Board of India Act, 1992 ("SEBI Act") or by SEBI, to the extent applicable:
 - a) The Securities and Exchange Board of India (Substantial Acquisition of Shares and Takeover) Regulations, 2011
 - b) The Securities and Exchange Board of India (Prohibition of Insider Trading) Regulations, 2015
 - c) The Securities and Exchange Board of India (Issue of Capital and Disclosure Requirements) Regulations, 2018
 - d) The Securities and Exchange Board of India (Share Based Employee Benefits and Sweat Equity) Regulations, 2021
 - e) The Securities and Exchange Board of India (Issue and listing of Non-convertible Securities) Regulations, 2021
 - f) The Securities and Exchange Board of India (Registrars to an Issue and Share Transfer Agents) Regulations, 1993
 - g) The Securities and Exchange Board of India (Delisting of Equity Shares) Regulations, 2021
 - h) The Securities and Exchange Board of India (Buyback of Securities) Regulations, 2018
 - i) Other than fiscal, labour and environmental laws which are generally applicable to all manufacturing/trading companies, the following laws/acts are also, inter alia, applicable to the Company:
 - a) Indian Explosive Act, 1884
 - b) The Gas Cylinders Rules, 2004
 - c) Standards of Weights & Measures (Enforcement) Act, 1985
 - d) Petroleum Act, 1934 and Rules thereunder
 - e) Indian Electricity Act and Rules
 - f) Hazardous Wastes (Management and Handling) Rules, 1989
 - g) Jharkhand Municipal Corporation Act
 - h) Environment Protection Act, 1986 and Environment Impact Assessment Notification S.O 60(E), dated 27-01-1994.



Annexure to the Directors' Report

- i) Air (Prevention and Control of Pollution) Act, 1981 and Air (Prevention and Control of Pollution) Rules, 1982.
- j) Water (Prevention & Control of Pollution) Act, 1974 & Water (Prevention and Control of Pollution) Rules, 1975.
- k) Jharkhand Fire Services Act, 2007

We have also examined compliance with the applicable clauses of the following:

- a) Secretarial Standards issued by The Institute of Company Secretaries of India.
- b) Securities and Exchange Board of India (Listing Obligations and Disclosure Requirements) Regulations, 2015.

During the period under review the Company has generally complied with the provisions of the Act, Rules, Regulations, Guidelines, Standards, etc. mentioned above except that the company has not given intimation to the stock exchange atleast 2 working days before the meeting of the Board of Directors held on 21.07.2022 in which proposal of fund raising by issue of securities was considered.

We further report that

- a) The Board of Directors of the Company is duly constituted with proper balance of Executive Directors, Non-Executive Directors and Independent Directors. The changes in the composition of the Board of Directors that took place during the period under review were carried out in compliance with the provisions of the Act.
- b) Adequate notice is given to all directors to schedule the Board Meetings, agenda and detailed notes on agenda were sent at least seven days in advance, and a system exists for seeking and obtaining further information and clarifications on the agenda items before the meeting and for meaningful participation at the meeting.
- c) Pursuant to resignation of Ms. Aditi Bagri, Woman Independent Director of the Company and member of audit committee and stakeholders relationship committee with effect from 27.04.2022, the audit committee and stakeholders relationship committee was reconstituted on 03.05.2022.
- d) Omnibus approval of audit committee as required under Section 177 of the Companies Act, 2013 and Regulation 23 of Securities and Exchange Board of India (Listing Obligations and Disclosure Requirements) Regulations, 2015 has been obtained for certain related party transactions at the meetings of audit committee held during the financial year.
- e) None of the directors in any meeting dissented on any resolution and hence there was no instance of recording any dissenting member's view in the minutes.

We further report that there are adequate systems and processes in the Company commensurate with the size and operations of the Company to monitor and ensure compliance with applicable laws, rules, regulations and guidelines.

We further report that during the period under audit the company has allotted 46,00,000 warrants, having face value of ₹ 2/- each, on preferential basis to promoters/non promoters of the company on 26.10.2022.

We further report that during the period under audit, the Company has passed the following special resolutions:

- i. Appointment of Ms. Rekha Shreeratan Bagry (DIN: 08620347) as Women Independent Director of the Company for a term of five consecutive years with effect from 3rd May, 2022;
- ii. Appointment of Mr. Sanjay Kothari (DIN: 00258316) as an Independent Director of the Company for a term of five consecutive years with effect from 3rd May, 2022;
- iii. Issue of upto 46,00,000 (Forty Six Lacs only) Warrants each convertible into, or exchangeable for, one equity share of ₹ 2/- each of the Company within the period of 18 (eighteen months) to the Promoter of the Company and Non-Promoter Persons/Entity.
- iv. Approval for revision of remuneration of Mr. Lalit Kumar Khetan (DIN: 00533671), Whole Time Director of the Company.
- v. Approval for revision of remuneration of Mr. Chaitanya Jalan (DIN: 07540301), Whole Time Director of the Company

This report is to be read with our letter of even date which is annexed as **Annexure – I** which forms an integral part of this report.

For MKB & Associates

Company Secretaries
Firm Reg No: P2010WB042700

Sd/-

Raj Kumar Banthia

Partner

Date: 28th April, 2023
Place: Kolkata

Membership no. 17190
COP no. 18428
UDIN: A017190E000214035

Annexure to the Directors' Report

Annexure- I

To

The Members,

RAMKRISHNA FORGINGS LIMITED

Our report of even date is to be read along with this letter.

1. Maintenance of secretarial record is the responsibility of the management of the company. Our responsibility is to express an opinion on these secretarial records based on our audit.
2. We have followed the audit practices and processes as were appropriate to obtain reasonable assurance about the correctness of the contents of the Secretarial records. The verification was done on test basis to ensure that correct facts are reflected in secretarial records. We believe that the processes and practices, we followed provide a reasonable basis for our opinion.
3. We have not verified the correctness and appropriateness of financial records and Books of Accounts of the company.
4. Wherever required, we have obtained the Management representation about the compliance of laws, rules and regulations and happening of events, etc.
5. The compliance of the provisions of Corporate and other applicable laws, rules, regulations, standards is the responsibility of management. Our examination was limited to the verification of procedures on test basis.
6. The Secretarial Audit report is neither an assurance as to the future viability of the company nor of the efficacy or effectiveness with which the management has conducted the affairs of the company.

For MKB & Associates

Company Secretaries

Firm Reg No: P2010WB042700

Sd/-

Raj Kumar Banthia

Partner

Membership no. 17190

COP no. 18428

UDIN: A017190E000214035

Date: 28th April, 2023

Place: Kolkata



Annexure to the Directors' Report

ANNEXURE-C

ANNUAL REPORT ON CORPORATE SOCIAL RESPONSIBILITY (CSR) ACTIVITIES

1. Brief outline on CSR Policy of the Company

Corporate Social Responsibility (CSR) policy embodies the various initiatives and programs of Ramkrishna Forgings Limited ("hereinafter referred as Company") in the communities and environment in which the Company operates. It represents the continuing commitment and actions of the Company to contribute towards economic and social development and growth.

For your Company, CSR means Corporate Sustainable Responsibility and this means embedding CSR into its business model. The CSR activities and programs are intended to be initiated towards the communities and environment in which the Company operates. It represents the continuing commitment and actions of the Company towards socio-economic development. The Company understands the need for promoting education, health, growth and development of the lower socio-economic sections of society including children and had drawn up various activities to promote education, health, growth and development of society during the Financial Year 2022-23.

The CSR Policy of the Company is disclosed on the website of the Company <https://www.ramkrishnaforgings.com/investors/policy/csr-policy.pdf>.

2. The Composition of the CSR Committee as at 31 March, 2023 is as under

Sl No	Name of Director	Designation / Nature of Directorship	Number of meetings of CSR Committee held during the year	Number of meetings of CSR Committee attended during the year
1	Mr. Ram Tawakya Singh	Chairperson / Non Executive, Independent Director	4	4
2	Mr. Mahabir Prasad Jalan	Member / Wholtime Director	4	4
3	Mr. Naresh jalan	Member / Managing Director	4	4

3. Web-link where Composition of CSR committee, CSR Policy and CSR projects approved by the Board are disclosed on the website of the company

- Composition of CSR committee :
<https://www.ramkrishnaforgings.com/board-committee.html>.
- CSR Policy:
<https://www.ramkrishnaforgings.com/investors/policy/csr-policy.pdf>.
- CSR projects approved by the board:
<https://www.ramkrishnaforgings.com/annual-action-plan.html>.

4. Details of Impact assessment of CSR projects carried out in pursuance of sub-rule (3) of rule 8 of the Companies (Corporate Social responsibility Policy) Rules, 2014

Not Applicable

5. Details of the amount available for set off in pursuance of sub-rule (3) of rule 7 of the Companies (Corporate Social responsibility Policy) Rules, 2014 and amount required for set off for the financial year, if any

Amount Available for Set off – Nil

Amount required for set off for the financial year 2022-23: Nil

6. Average net profit of the company as per section 135(5) – ₹ 10,927.80 Lakhs

- Two percent of average net profit of the company as per section 135(5) - ₹ 218.56 lakhs
- Surplus arising out of the CSR projects or programs or activities of the previous financial years – Nil
- Amount required to be set off for the financial year, if any – Nil
- Total CSR obligation for the financial year (7a+7b-7c). – ₹ 218.56 lakhs

Annexure to the Directors' Report

8. (a) CSR amount spent or unspent for the financial year :

Total Amount Spent for the Financial Year. (₹ in Lakhs)	Amount Unspent (₹. In Lakh)				
	Total Amount transferred to Unspent CSR Account as per section 135(6)		Amount transferred to any fund specified under Schedule VII as per second proviso to section 135(5)		
	Amount	Date of Transfer	Name of the fund	Amount	Date of transfer
₹ 284.76 lakhs	NIL				

(b) Details of CSR amount spent against ongoing projects for the financial year: Not Applicable

(c) Details of CSR amount spent against other than ongoing projects for the financial year:

Sl. No.	Name of the Project	Item from the list of activities in schedule VII to the Act	Local area (Yes/No)	Location of the project		Amount spent for the project (₹ In lakhs)	Mode of implementation - Direct (Yes/No)	Mode of implementation - Through implementing agency	
				State	District			Name	CSR registration number
1	Ramkrishna Jankalyan Yojana Distribution of food and clothes	(i) Eradication of hunger, poverty, malnutrition	No	West Bengal	Kolkata	11.15	No	Ramkrishna Foundation Trust	CSR00010504
2	Ramkrishna Jankalyan Yojana Installation and maintenance of dustbin	(i) Sanitation	Yes	Jharkhand	Saraikela	16.70	No	Ramkrishna Foundation Trust	CSR00010504
3	Ramkrishna Jankalyan Yojana Contribution to rehabilitate the Children who lost their guardians during Covid 19 outbreak.	(xii) Disaster management, including relief, rehabilitation and reconstruction activities.	No	Delhi	Delhi	50.00	No	Ramkrishna Foundation Trust	CSR00010504
4	Ramkrishna Jankalyan Yojana Contributed under "Har Ghar Tiranga" Campaign under the aegis of Azadi ka Amrit Mahotsav	(ii) Promotion of education relating to culture as per MCA General Circular No. 08/2022 dated 26 July, 2022	Yes	Jharkhand	Saraikela	9.00	No	Ramkrishna Foundation Trust	CSR00010504



Annexure to the Directors' Report

Sl. No.	Name of the Project	Item from the list of activities in schedule VII to the Act	Local area (Yes/No)	Location of the project		Amount spent for the project (₹ In lakhs)	Mode of implementation - Direct (Yes/No)	Mode of implementation - Through implementing agency	
				State	District			Name	CSR registration number
5	Ramkrishna Jankalyan Yojana Contribution for rehabilitation of furniture's got damaged in cyclone	(xii) Disaster management, including relief, rehabilitation and reconstruction activities.	Yes	Jharkhand	Saraikela	2.21	No	Ramkrishna Foundation Trust	CSR00010504
6	Ramkrishna Swastha Yojana Contribution for Medical Centre/Medical treatment of poor and weaker section of the society	(i) Promoting health care including preventive health care	Yes	Jharkhand	Saraikela	34.36	No	Ramkrishna Foundation Trust	CSR00010504
7	Ramkrishna Swastha Yojana Contribution for renovation and upgradation of the Hospital to provide facilities to poor and weaker section of the society.	(i) Promoting health care including preventive health care	Yes	Jharkhand	Saraikela	25.00	No	Ramkrishna Foundation Trust	CSR00010504
8	Ramkrishna Swastha Yojana Contribution for organising blood donation, Free health check up camp for the poor and weaker section of the society.	(i) Promoting health care including preventive health care	Yes	Jharkhand	Saraikela	5.06	No	Ramkrishna Foundation Trust	CSR00010504
9	Ramkrishna Swastha Yojana Contributed to Care for Autism, for diagnosis of specially abled children with Autism.	(i) Promoting health care including preventive health care	No	West Bengal	Kolkata	11.00	No	Ramkrishna Foundation Trust	CSR00010504
10	Ramkrishna Siksha Yojana Elementary education of the tribals.	(ii) Promoting education including special education	Yes	Jharkhand	Saraikela	1.00	No	Ramkrishna Foundation Trust	CSR00010504

Annexure to the Directors' Report

Sl. No.	Name of the Project	Item from the list of activities in schedule VII to the Act	Local area (Yes/No)	Location of the project		Amount spent for the project (₹ In lakhs)	Mode of implementation - Direct (Yes/No)	Mode of implementation - Through implementing agency	
				State	District			Name	CSR registration number
11	Ramkrishna Siksha Yojana Contributed for improving infrastructures in school and colleges for under-privileged Children	(ii) promoting education, including special education and employment enhancing vocation skills especially among children, women, elderly	Yes	Jharkhand	Saraikeela	17.61	No	Ramkrishna Foundation Trust	CSR00010504
12.	Ramkrishna Siksha Yojana Contribution for construction of new skill development training centre for promoting education and enhancing vocational skills for underprivileged sections of the society.	(ii) promoting education, including special education and employment enhancing vocation skills especially among children, women, elderly.	Yes	Uttarpradesh	Mathura	100.00	No	Ramkrishna Foundation Trust	CSR00010504

(d) Amount spent in Administrative Overheads – ₹ 1.67 Lakhs

(e) Amount spent on Impact Assessment, if applicable – Not Applicable

(f) Total amount spent for the Financial Year (8b+8c+8d+8e) – ₹ 284.76 lakhs

(g) Excess amount for set off, if any – ₹ 66.20 lakhs

Sl. No.	Particular	Amount (₹)
1	Two percent of average net profit of the company as per section 135(5) of the Companies Act, 2013	218.56 lakhs
2	Total amount spent for the Financial Year	284.76 lakhs
3	Excess amount spent for the financial year [2-1]	66.20 lakhs
4	Surplus arising out of the CSR projects or programs or activities of the previous financial years, if any	-
5	Amount available for set off in succeeding financial years (3-4)	66.20 lakhs



Annexure to the Directors' Report

9. a. Details of Unspent CSR amount for the preceding three financial years:

Sl. No.	Preceding Financial Year	Amount transferred to Unspent CSR Account under section 135 (6) (in ₹)	Amount spent in the reporting Financial Year (in ₹)	Amount transferred to any fund specified under Schedule VII as per section 135(6), if any			Amount remaining to be spent in succeeding financial years (in ₹)
				Name of the Fund	Amount (in ₹)	Date of transfer	
1	2021-22	NA	NIL	NA	NA	NA	NIL
2	2020-21	NA	NIL	NA	NA	NA	NIL
3	2019-20	NA	NIL	NA	NA	NA	NIL

b. Details of CSR amount spent in the financial year for ongoing projects of the preceding financial year(s): Not Applicable

10. In case of creation or acquisition of capital asset, furnish the details relating to the asset so created or acquired through CSR spent in the financial year

Not Applicable

11. Specify the reason(s), if the company has failed to spend two per cent of the average net profit as per section 135(5)–

Not Applicable

For Ramkrishna Forgings Limited

Sd/-

Naresh Jalan

Managing Director

Date: 28 April, 2023

Place: Kolkata

For Ramkrishna Forgings Limited

Sd/-

Ram Tawakya Singh

Chairperson - CSR Committee

Annexure to the Directors' Report

Annexure D

Form No. AOC-2

(Pursuant to clause (h) of sub-section (3) of Section 134 of the Act and Rule 8(2) of the Companies (Accounts) Rules, 2014)

The Company did not had any material related party transaction during the Financial Year 2022-23 and thus Form AOC-2 is not applicable to the Company.

All related party transactions, which were not material in nature, were entered into by the Company were in the ordinary course of business and were on an arm's length basis.

On behalf of the Board
For Ramkrishna Forgings Limited

Sd/-
Mahabir Prasad Jalan
Chairman
DIN: 00354690

Place: Kolkata

Dated: 28 April, 2023



Annexure to the Directors' Report

Annexure – E

CONSERVATION OF ENERGY, TECHNOLOGY ABSORPTION AND FOREIGN EXCHANGE EARNINGS AND OUTGO

Pursuant to Section 134(m) of the Companies Act, 2013 read with Rule 8(3) of the Companies (Accounts) Rules, 2014

A. CONSERVATION OF ENERGY

(i) Energy conservation measures take

The company provides high priority to energy conservation schemes to conserve natural resources and remain competitive. Some of the significant measures adopted are:

- Improvement in loading arrangements in reheating furnace with the help of chain pulley block to improve productivity and reduce manpower fatigue.
- Reduction of the Cooling tower fan motor wattage .
- Continuous monitoring of the CT Pumps and Fans.
- Improvement of material handling arrangement in furnace to improve productivity and reduce manpower fatigue.
- Install Intelligent Flow Control device.
- To switch off the modules of IBH one by one during stoppage for planned stoppage and during die change.
- Improve inter cooler efficacy and reduce discharge temperature of compressed air.
- Replacement of the Conventional Cooling Towers with Mist Cooling Towers.
- Unloading arrangement has been introduced for easy handling of material in MPI Section to increase productivity and improve safety.
- On-off mechanism for compressors and efforts are being done to arrest any leakage in pipelines.
- Strict monitoring implemented to control fallout material to reduce electricity consumption.
- Modification of logic to shutdown of equipment after a predefined interval.
- Auto-stop feature implemented for auxiliary machine in line.
- Modification of the heating process to reduce consumption of electricity consumption.
- Replacement of complete Air Line.
- Pinch roll replacement in Induction heater of 12,500 Ton press line to reduce repair time and manpower fatigue
- Replacement of Compressor and continuous monitoring of the Compressor Loading & Unloading.
- Installation of LED Lights and conversion of existing lights with LED lights.
- Stopper introduced for easy handling of heavy material in all up-setter to improve productivity and reduce manpower fatigue.
- Identification of the underrated capacitor bank and optimizing them.
- Replacement of higher wattage man coolers with lower wattage.
- Modification of the coils of induction furnace to reduce electric consumption and to maintain uniformity of heat.
- Regular inspection undertaken for all electrical installations.
- Reduction of MERW tool cooling pump motor wattage .
- Optimisation of the usage of fans in cooling towers.

(ii) Steps taken for utilizing alternate source of energy:

The Company has Initiated installation of 7.82 MW capacity roof-top solar project at its existing forging plants in Saraikela and Dugni at Jamshedpur.

The Company aims to achieve a mix of 50 % renewable energy by 2028.

Annexure to the Directors' Report

(iii) Capital Investment on energy conservation equipment's:

The Proposed capital expenditure for the same will be around ₹ 30.88 Cr (excluding GST)

B. TECHNOLOGY ABSORPTION

(i) Efforts made towards technology absorption:

Innovation and Technology are synonyms with the Company. Your company continues to invest in research and development and better technology equipment for manufacturing products to meet customer requirements.

Your Company is engaged in continuous yield improvement through design improvisation and process modification which helps to control the raw material cost.

(ii) Benefits derived like product improvement, cost reduction, product development or import substitution:

Your Company has undertaken the under-mentioned steps:

- Design Improvement & modification of machine parts thereby reducing breakdown and improving life.
- Bigger offcuts are been used for making smaller products thereby reducing wastage.
- Reduction in bar Length for the machine clamping and tolerance.
- Raw Materials are procured in multiple lengths to reduce final off cuts. Apart from that nesting is being implemented to cut the smaller product along with the main product thereby consuming the whole length.
- Modification of the process resulting in reduction in raw materials section which helped to reduce cut weight and sawing cost.
- Tool cost reduction by making reuse of inserts and CPC reduction.
- Elimination of the Trim Cut thereby reducing material cost and cutting cost.
- In-house development of the spares which helped in reduction of the cost and reduce inventory holdings for such spares.
- In-house development of fixtures.
- Process modification to improve maintenance efficiency and safety of machine.
- In-house development of the Mechanical Spares helped to reduce cost and inventory.
- Modification in product operation for elimination of machining requirement

(iii) Technology imported during the last 3 years:

Nil

(iv) Expenditure incurred in Research and Development:

The Company has been granted Certificate of Registration to its In-House R&D unit(s) of its Plant at Village Baliguma, P.O Kolabira, P.S Saraikela, District Saraikela Kharswan Jamshedpur, Jharkhand from Department of Scientific and Industrial Research (DSIR), Ministry of Science & Technology, Government of India, New Delhi. The expenditure incurred on R & D for the year is as under:

Revenue : ₹ 400.28 Lakhs

Capital : ₹ 336.71 Lakhs



Annexure to the Directors' Report

C. FOREIGN EXCHANGE EARNING AND OUTGO

The Particulars of the total foreign exchange used and earned are given below:

(₹ in Lakhs)

Particulars	2022 - 23	2021 - 22
Earned		
- Export Sales*	1,23,350.66	98,393.59
- Die design	1,162.30	644.54
Total	1,24,512.96	99,038.13
Used*	31,100.71	7,048.83

*CIF Value

On behalf of the Board
For Ramkrishna Forgings Limited

Sd/-
Mahabir Prasad Jalan
Chairman
DIN: 00354690

Place: Kolkata
Dated: 28 April, 2023

Annexure to the Directors' Report

Annexure - F

DETAILS OF THE REMUNERATION OF DIRECTORS, KMP'S AND EMPLOYEES

[Pursuant to Section 197(12) of the Companies Act, 2013 read with Rule 5 (1) of the Companies (Appointment and Remuneration of Managerial Personnel) Rules, 2014]

- I. The percentage increase in remuneration of each Director, Chief Financial Officer and Company Secretary during the Financial Year 2022-23, ratio of the remuneration of each Director to the median remuneration of the employees of the Company for the Financial Year 2022-23 and the comparison of remuneration of each Key Managerial Personnel (KMP) against the performance of the Company are as under:

Sr. No.	Name of Director/KMP and Designation	Remuneration of Director/KMP for Financial Year 2022-23 (₹ in lakhs)	% increase in Remuneration in the Financial Year 2022-23	Ratio of Remuneration of each Director to median remuneration of employees
1	Mr. Mahabir Prasad Jalan	323.06	3.60	66.47:1
2	Mr. Naresh Jalan Remuneration including Commission of ₹ 120 Lakhs (In PY i.e 2021-22 Commission was ₹ 200 Lakhs)	426.27	(4.45)	87.71:1
3	Mr. Lalit Kumar Khetan	162.92	22.25	33.52:1
4	Mr. Pawan Kumar Kedia*	78.48	2.24	16.15:1
5	Mr. Chaitanya Jalan Remuneration including Commission of ₹ 80 Lakhs (In PY i.e 2021-22 there was no Commission)	163.32	352.41	33.60:1
6	Mr. Padam Kumar Khaitan#	8.40	(18.05)	1.73:1
7	Mr. Yudhisthir Lal Madan#	10.80	(4.00)	2.22:1
8	Mr. Ram Tawakya Singh#	9.60	(9.00)	1.98:1
9	Mr. Amitabha Guha#	9.90	1.54	2.04:1
10	Mr. Sandipan Chakravorty#	10.15	6.84	2.09:1
11	Mr. Partha Sarathi Bhattacharyya#	7.65	(4.38)	1.57:1
12	Mr. Ranaveer Sinha#	6.50	(23.53)	1.34:1
13	Mrs. Rekha Shreeratan Bagry #§	6.00	-	1.23:1
14	Mr. Sanjay Kothari#§	6.00	-	1.23:1
15	Mr. Rajesh Mundhra*	64.51	(16.81)	13.27:1

Represents sitting fees paid to Non-Executive Directors for attending Board and Committee Meetings.

§ Mrs. Rekha Shreeratan Bagry and Mr. Sanjay Kothari was appointed as an Independent Directors on the Board of the Company w.e.f 3 May, 2022.

* Including ESOP perquisites.

- II. The median remuneration of employees of the Company during the financial year was ₹ 4.86 Lakh. In the Financial Year 2022-23, the median remuneration of employees was 14.61% higher compared to previous year.
- III. There were 2,225 permanent employees on the rolls of the Company as on 31 March, 2023.
- IV. Average percentage increase made in the salaries of employees other than the managerial Personnel in the Financial Year 2022-23 was 15.74% over previous year. There were no exceptional circumstances for increase in Managerial Remuneration.
- V. Affirmation that the Remuneration is as per the Remuneration Policy of the Company: It is hereby affirmed that the Remuneration paid is as per the Remuneration Policy of the Company.



Annexure to the Directors' Report

Statement as per Rule 5(2) of The Companies (Appointment and Remuneration of Managerial personnel) Rules 2014

SI No.	Name	Age (years)	Designation/ Nature of Duties	Gross Remuneration (₹ in lakhs)	Qualification	Total Experience (years)	Date of commencement of employment	Previous Employment
A. Details of top ten Employees in terms of remuneration drawn for the financial year ended 31st March, 2023								
1	Kasi Nath*	70	Executive Vice President	262.32	MBA, Master of Technology (M.Engg.), Bachelor of Engineering (Hons), Diploma in Business Administration	35	01-07-2012	Director Global Purchasing Meritor Inc.
2	Lalit Kumar Khetan	53	Wholetime Director & CFO	162.92	ACA & ACMA	27	25-05-2018	McNally Bharat Engineering Company Ltd.
3	Milesh Gandhi	43	ED- Marketing	152.53	B.Com (Hons.), LIII, SMP	22	01-09-2000	NA
4	Rajat Subhra Datta	58	Vice President -IT	88.65	M. Sc	35	01-02-2010	Adhunik Group
5	Sakti Prasad Senapati	50	Chief People Officer	88.50	MBA & Diploma in Labour Law	25	01-04-2016	NRB Bearings Ltd.
6	Martinez Gijon Victor Manuel*	52	Sales Lead – Mexico	80.92	Bachelor Degree in Mechanical Engineering	31	04-04-2015	Dana Corporation
7	Pawan Kumar Kedia	66	Whole-time Director	78.48	B.Com & Diploma In Taxation	31	28-01-1998	NA
8	Kanchan Chaudhuri	65	Chief Operating Officer	66.00	Bachelor Equivalent	39	01-12-2020	NA
9	Rahul Kumar Bagaria	45	ED- Accounts and Finance	64.21	ACA	18	09-09-2005	NA
10	Jayadev Patasani	51	Plant Head (Vice President)	57.88	B. Tech	31	11-10-2010	NA
B. Details of Employee employed throughout the year and in receipt of remuneration not less than ₹ 10,200,000/- p.a.								
SI No.	Name	Age (years)	Designation/ Nature of Duties	Gross Remuneration (Rs in lakhs)	Qualification	Total Experience (years)	Date of commencement of employment	Previous Employment
1	Kasi Nath*	70	Executive Vice President	262.32	MBA, Master of Technology (M.Engg.), Bachelor of Engineering (Hons), Diploma in Business Administration	35	01-07-2012	Director Global Purchasing Meritor Inc.
2.	Lalit Kumar Khetan	53	Wholetime Director & CFO	162.92	ACA & ACMA	27	25-05-2018	McNally Bharat Engineering Company Ltd.
3.	Milesh Gandhi	43	ED- Marketing	152.53	B.Com (Hons.), LIII, SMP	22	01-09-2000	NA
C. Details of Employee employed part of the year and in receipt of remuneration not less than ₹ 850,000/- p.m.								
SI No.	Name	Age (years)	Designation/ Nature of Duties	Gross Remuneration (₹ in lakhs)	Qualification	Total Experience (years)	Date of commencement of employment	Previous Employment
Nil								
D	The name of employee, who- employed throughout the financial year or part thereof, was in receipt of remuneration in that year which, in the aggregate, or as the case may be, at a rate which, in the aggregate, is in excess of that drawn by the Managing Director or Whole-time Director or Manager and holds by himself or along with his spouse and dependent children, not less than two percent of the equity shares of the company.							
Nil								

* Mr. Kasi Nath and Mr. Martinez Gijon Victor Manuel are employees posted and working in a country outside India.

Annexure to the Directors' Report

Notes:

1. Gross Remuneration includes Basic Pay, Medical Reimbursement, Bonus, Leave Travel Allowance/Re-imburements, Perquisites, Lease Rent, Contribution to National Pension Scheme, Leave encashment and Contribution to Provident Fund but exclude Provision for Leave Encashment and Gratuity which is based on actuarial valuation provided on overall basis in the books of accounts.
2. All the employees as mentioned above are under permanent roll of the Company.
3. Mr. Mahabir Prasad Jalan, Chairman cum Whole-time Director, Mr. Naresh Jalan, Managing Director and Mr. Chaitanya Jalan, Whole-time Director are related to each other.
4. The nature and terms of the employment are as per resolution/ agreements/ appointment letter.
5. Mr. Naresh Jalan, Managing Director, holds 15,09,650 equity shares of face value of ₹ 2/- each and Mr. Chaitanya Jalan, Wholetime Director, holds 30,47,900 equity shares of face value of ₹ 2/- each representing 0.94% and 1.91% of the paid up share capital, respectively, as on 31st March, 2023.

On behalf of the Board
For **Ramkrishna Forgings Limited**

Sd/-
Mahabir Prasad Jalan
(Chairman)
(DIN: 00354690)

Place: Kolkata

Dated: 28 April, 2023

Management Discussion & Analysis

AN ECONOMIC OVERVIEW

Global

After a phenomenal uptick in economic progress in 2021 (owing to the pent-up demand after lockdowns), global economic growth returned to normal levels. World GDP stood at 3.4% in 2022 against 6.1% in 2021.

Global economic growth in 2022 was outstanding, considering that it transpired in the face of strong headwinds such as natural calamities, disasters owing to climate change, an energy crisis (mainly in Europe), stubborn inflation and supply chain disruption owing to the Russia-Ukraine war. Almost all Central Banks upped interest rates to curb inflation.

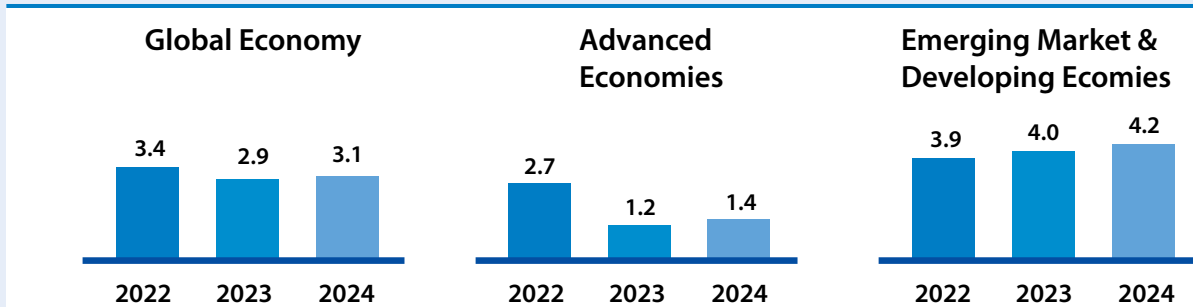
On the positive, consumer demand remained robust, labour markets rebounded, business investment increased and there was a better-than-expected adaptation to the energy prices.

Global trade is estimated to touch US\$32 trillion in 2022, and trade in goods and services saw good growth, despite the global headwinds. Trade in goods grew 10% over the previous year to US\$25 trillion, while trade in services grew 15% to US\$7 trillion.

2023 may remain challenging due to the persistent challenges plaguing the previous year. The IMF estimated global growth to be at 2.9% in 2023. There could be a scale-down in global inflation from 8.8% in 2022 to 6.6% in 2023.

WORLD ECONOMIC OUTLOOK

Growth Projections



(Source : IMF)

India

India was the shining star in the globe registering a 7.2% GDP growth in FY23 according to the second estimate by the Ministry of Statistics & Programme Implementation (MoSPI).

PMI manufacturing remained in the expansion zone, where IIP showed a healthy output throughout the year. Robust growth in private consumption and an increase in investment of public and private capex helped scale IIP growth in FY23.

Total gross GST collection for 2022-23 stands at ₹18.10 lakh crore while the average gross monthly collection for the full year remains ₹ 1.51 lakh crore. The gross collection for the fiscal was 22% higher than the previous year which reflects resilience of the Indian economy.

Strong and stubborn inflationary headwinds owing to the Russia-Ukraine war thwarted India's economic progress. It forced the Central Bank to raise interest rates multiple times during the year.

In FY24, India's GDP could dip marginally to 6% (NSO estimates) in keeping with a slowdown worldwide. Moreover, a probable El Nino warming event and global uncertainty may play their part. But with a good rabi harvest and inflation moderating in FY24, India's medium to long-term growth outlook appears healthier. According to the World Bank, India's GDP growth will be around 6.3% in FY24 owing to a subdued recovery in the pace of private capex and expectations of a moderation in urban consumption.

International Monetary Fund's Managing Director Kristalina Georgieva said that the Indian economy would alone contribute 15% of the global growth this year (2023) as the country continues to remain a relative "bright spot" in the world economy.

Management Discussion & Analysis

Indian forging sector

Forging Industry is one of the essential pillars of the manufacturing industry. The Indian forging industry is known as a global metal forging production hub. The EEPC (Engineering Export Promotion Council) considers the forging industry a critical driver for export growth. The industry has an installed capacity of about 40 lakh MT and an array of capabilities - to forge various metals like alloy steel, carbon steel, stainless steel, super alloy, titanium, aluminum and many more.

Over the years, the Indian forging industry has evolved from a labor-intensive industry to a capital-intensive manufacturing sector. Now it is well recognized globally for its technical capabilities. With increasing capacity and rising opportunities, many global OEMs and Tier-1 players are setting up shops in India to manufacture and procure high-quality products. The primary users for the forged products are sectors like automobile, heavy machinery, power, construction & mining equipment, railways and engineering. The automotive industry is its largest customer by far.

The last few years have not been very good for the domestic forging industry. In FY23, when the fortunes of the automotive sector improved, other factors such as high cost for material inputs for industries where it is not a pass-through and rising interest rates were to some extent hurting the forging industry.

In the future, the fortunes of the forging industry hinge on its capability to diversify its presence away from the automotive sector. Its key customer may witness a seminal transformation from ICE vehicles to EVs in keeping with India's net-zero carbon commitment. EVs require a considerably lesser number of moving parts than ICE vehicles. Hence, adopting electric vehicles on a large scale may increase unutilised forging capacity. However the major impact of the EV is presently seen in the four wheeler segment and the impact of the EV in the Commercial segment is still to be felt.

While the automotive sector provide the support for the forging industry, opportunities from other user sectors could abound owing to the Government's unwavering focus on scaling the manufacturing sector's contribution to the nation's economic progress and policies such as the 'Atmanirbhar Bharat' and 'Make in India' and PLI schemes for diverse sectors, that have and will continue to usher in new investments into India in the manufacturing sector.

Diversifying into other sectors, such as engineering, railways, defence, healthcare, and infrastructure, appears logical as these sectors are large consumers of forgings. Moreover, the Government is investing heavily in these sectors.

In the Union Budget 2023-24, the Government has allocated ₹10 lakh crore for capital expenditure on infrastructure investment (3.3% of GDP), an increase of 33% over the previous year's allocation. The Government has also increased the allocation for the Railways to ₹ 2.40 lakh crore for 2023-24, one lakh higher than the allocation in the previous year. These realities promise to boost the economy and create new opportunities significantly.

The US Truck and Bus sector

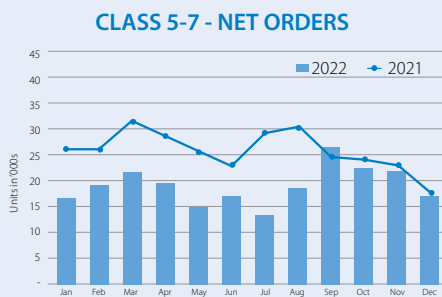
The trucking industry serves the American economy by transporting large quantities of raw materials, works in process, and finished goods over land - typically from manufacturing plants to retail distribution centers.

Based on weight, commercial vehicles are categorised into several classes in the US. For instance, light-duty trucks fall in classes 1 & 2, medium-duty trucks are in classes 3-6, while classes 7 & 8 cover heavy-duty trucks.

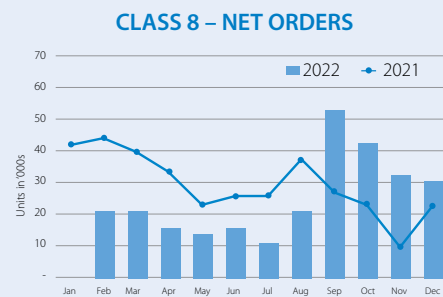
In 2022, US truck & bus manufacturing picked up as semiconductors availability improved. Amid robust construction and transportation activities, marked by high freight volumes, demand for trucks witnessed a healthy uptick.

Also, expansion in retail and e-commerce continued to play out. This reality was also one of the important reasons why all major truck manufacturers saw positive growth in sales in 2022.

The North American Class 6-8 Truck market has been cruising steadily amid strong transport & construction activity marked by high freight volumes as well as rates and robust fleet utilisation levels across operators, while the demand for trucks and order backlogs have been surging across the industry OEMs. Continuing business activity improved, supply-chain and high pent-up demand were some of the key reasons behind the surge in demand.



Source : ACT Research Co. © 2023



Source : ACT Research Co. © 2023

Management Discussion & Analysis

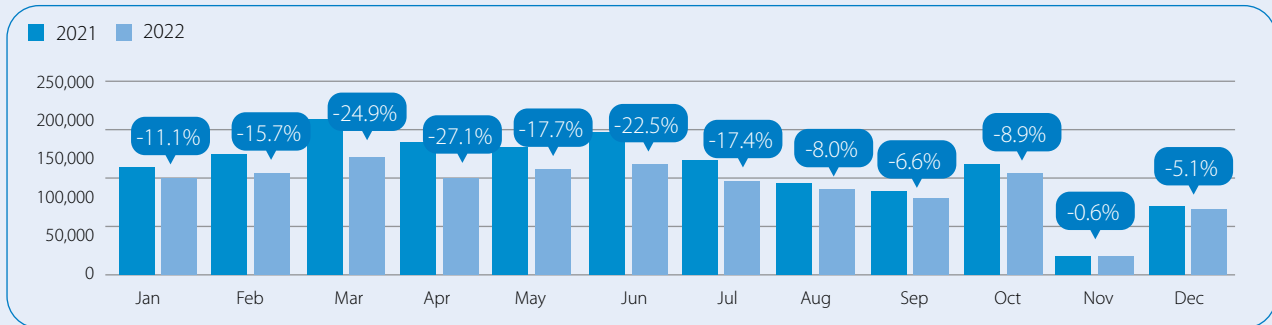
In 2023, experts believe, despite all the existing global headwinds, the industry will continue to make steady progress. State of freight volumes, carrier profitability and potential for further supply-chain disruptions will determine the future truck order. But, with inflation numbers moderating, strong demand for original equipment is expected to sustain.

Meanwhile, the long-term de-carbonisation of the transportation sector will remain the highlight in the near term. At the same time, the sector will work toward sustainability efforts in services through an innovative business model configured on connectivity and autonomy.

Commercial Vehicle Space in the European Union

(Source: European Automobile Manufacturers Association)

Total New Commercial Vehicle in the EU



In 2022, the overall commercial vehicle registration in the European Union contracted by 14.6% on a y-o-y basis to 1.6 million units. This drop was owing to the ongoing supply chain issue and the economic weakness as a fallout of the Russia-Ukraine war.

New heavy commercial vehicles (HCV): A total of 256,020 heavy trucks were registered in the EU, increasing by 6.5% yearly. In this segment, all the high-volume markets showed improvement except Germany. Spain, Poland, Italy and France registered a healthy upside of 13.6%, 6.6%, 5.1% and 2.3%, respectively.

New medium and heavy commercial vehicles (MHCV): New registrations improved by 3.5%. This uptick was primarily owing to the substantial gains between August and November. However, markets in Western Europe, Germany and France declined compared to last year.

New medium and heavy buses & coaches (MHBC): Registrations of new buses and coaches contracted by 5.1%, although March, May and October saw an upside. The region's key markets (Germany, France & Italy) witnessed a fall in registrations, down by 24.6%, 14.2% & 6.2%, respectively.

New light commercial vehicles (LCV): New registrations dropped 18.1% lower than in 2021 to 1.3 million new LCV units. Except for Cyprus (which moved up 1.2%), all regional markets reported a decline.

Opportunities & challenges: An uptick in construction and logistics activities could increase the demand for commercial vehicle sales in Europe. Additionally, the rapidly developing e-commerce sector and transition towards electric vehicles promise to brighten the demand landscape for the commercial vehicle sector in the coming years.

Domestic Commercial Vehicle sector

It was a dream run for the domestic commercial vehicle (CV) sector. Despite prevailing inflationary headwinds, elevated fuel costs and rising interest rates, the CV sector registered a 34.3% growth in sales volumes in FY23.

LCV (Light Commercial Vehicles) sales volume increased around 26%, while MHCV (Medium & Heavy Commercial Vehicles) sales volume grew around 49% respectively over the previous year on the back of improved infrastructure and industrial activities.

Other factors responsible for the traction are an overall economic improvement, increased public and private capex in infrastructure, better fleet utilisation levels, a flourishing e-commerce sector and a rebound in replacement demand.

Demand for replacement vehicles also increased as very low replacement happened in the past three years due to the ongoing pandemic and economic slowdown. Owing to the ever-increasing fuel prices, CV owners replaced their aging vehicles for better fuel efficiency.

Management Discussion & Analysis

Remove FY23(P) bar from this bar chart below

	Production		Domestic Sales		Exports	
	FY22	FY23	FY22	FY23	FY22	FY23
M&HCV						
Passenger Carrier	15,510	43,807	11,804	38,410	6,499	10,543
Goods Carrier	2,56,657	3,35,452	2,28,773	3,20,593	25,682	11,524
Total M&HCV	2,72,167	3,79,259	2,40,577	3,59,003	32,181	22,067
LCV						
Passenger Carrier	21,984	45,011	19,957	44,315	1,785	1,799
Goods Carrier	5,11,376	6,11,356	4,56,032	5,59,150	58,331	54,779
Total LCV	5,33,360	6,56,367	4,75,989	6,03,465	60,116	56,578
Total Commercial Vehicles	8,05,527	10,35,626	7,16,566	9,62,468	92,297	78,645

Source: SIAM

Outlook

End-user industries like food & beverage, construction, automotive and healthcare have a high requirement for commercial vehicles to transport raw materials and distribute finished products to the sales channel.

With India transitioning towards an industrialised economy in the coming years, the Indian CV market could experience a healthy uptick over the medium term. Also, with Indians returning to work as before and schools functioning normally, the demand for buses will accelerate. Further, penetration of electric and hydrogen buses in this segment will drive growth in this market.

According to ICRA, CV sales volume will increase 7-10% in FY24 from a much higher base, primarily owing to massive government spending on infrastructure, back-to-school & office, replacement demand and e-commerce expansion. CRISL mentions that domestic Commercial Vehicles sales volumes is expected to grow 9-11% in FY24 driven by medium and heavy commercial vehicles.

Fitch Ratings mentions that the sales of commercial vehicles will reach the previous peak of close to 1 million units a year by FY24 aided by a rapid recovery in India's economic activity levels and a resurgence in replacement demand after multiple muted years. The ratings agency expects CV sales to grow at a rate of 14-19% over the coming few years.

Budgetary support

The Union Budget 2024 has announced a record allocation for infrastructure development at ₹ 18.6 trillion, a total 28% increase over the budgetary allocation for FY23.

Gross budgetary support for the MoRTH (Ministry of Road Transport and Highways) is increased by 25% to ₹ 2.59 trillion for FY24. Also, the allocation to NHAI (National Highway Authority of India) has increased by 15% to ₹ 1.62 trillion for the next fiscal year.

Additionally, the Government has allocated ₹ 75,000 crore for taking up 100 critical transport infrastructure projects on priority for last and first-mile connectivity for ports, coal, steel, fertilizer, and food grain sectors.

These allocations reflect the Government's ambition of improving the nation's core infrastructure and promise to open up significant opportunities for the CV sector, particularly the M&HVC segment.

Scrapping policy

The Vehicle Scrapping Policy aims to create a method to phase out unfit and polluting vehicles. This policy proposes de-registration of CVs after 15 years if it fails to get a fitness certificate.

Prospects of the Small Commercial Vehicle Market

The reasons for the popularity of small commercial vehicles are their ability to reach narrow roads and facilitate first and last-mile connectivity. Small CVs primarily cater to secondary logistics, which is the mainstay for modern-day e-commerce and retail operations.

Secondary logistics services include delivery not only to warehouses and big distribution centers (DCs) but also to smaller DCs and direct to customers too.

Before the pandemic, secondary logistics was a docile marketplace. But with the spread of the disease and restrictions on the movement of regular people and the explosion of e-commerce, it started proliferating. The Indian e-commerce logistics market is expected to grow at 8% CAGR from 2022-2027.

Further, rapid growth in the retail sector also helped secondary logistics. Indian retail market is expected to grow 10% CAGR to \$1.6 trillion by 2026.



Management Discussion & Analysis

These encouraging numbers are further complemented by the Government's push for first and last-mile connectivity and expansion of public and private capex on it. Additionally, rapidly growing roads, highway infrastructure and penetration of e-commerce pan-India will help to grow the small CV sector in the coming years.

In the small CV segment, however, Government is more inclined towards green vehicles because of low emission levels and noise-free operations. The PLI scheme by the Government for building a vibrant EV ecosystem, focus on energy security, a booming MSME sector and transition to alternate fuel will further drive growth in this sector.

Indian Railways

Indian Railways is one of the largest employers globally and operates one of the largest railway networks in the world. It carries 23 million passengers daily in over 13,000+ passenger trains. Maintaining such massive operations requires a vibrant revenue stream. The freight service is the main contributor to the overall revenue. Passenger service remains a close second.

During 2022-23, freight revenue has climbed to ₹ 1.62 lakh crore, a growth of nearly 15% from the previous year. Indian Railways' passenger revenues have registered an all-time high growth of 61% to reach ₹ 63,300 crore.

The Railways has floated a tender to procure 80,000 forged wheels in India under Make in India initiative.. This plan has been drawn to reduce the import dependence of Indian Railway. These wheels have to be of export quality and will be used in semi-high speed (Vande Bharat) and high speed (Bullet) trains. These wheels maybe sourced from government organisations and the private sector.

Outlook: For FY24, the total capital outlay for Indian Railway has gone up to ₹ 2.40 lakh crore in the annual budget, which is a record.

As part of the railways' annual rolling stock programme for 2023-24, the railways will acquire new rolling stock worth more than ₹ 3.14 trillion. Among these orders are 300 Vande Bharat metro trains, 1,000 eight-coach Vande Bharat trains, 35 hydrogen trains and locomotives for freight augmentation in FY24. The railways will spend ₹ 65,000 crore on 1,000 coaches of Vande Bharat trains. Further, Railways wants to purchase 10,000 Link Hoffman Busch (LHB) coaches for ₹ 27,500 crore.

Link Hofmann Busch: To ensure zero casualties in case of derailment or head-on collisions between two trains on the same tracks, the railway has started working on a mission mode to replace all the existing rakes of old conventional coaches from the passenger trains with LHB (Link Hofmann Busch) coaches. The LHB coaches are now being manufactured with German technology and design to secure maximum safety and comfort for the passengers. As per a conservative figure, the railway will replace more than 50,000 conventional coaches by 2025-30 with LHB coaches.

Corporate overview

Ramkrishna Forgings occupies a dominant position in India's forging sector. It is the largest in Eastern India and one of the largest in India providing forged products to discerning customers across India and across the world.

Based out of Kolkata, the Company has its major operating facility at Jamshepdur, that houses contemporary equipment – manufacturing and quality control – allowing it to seamlessly cater to demanding global OEMs operating in India. Continuous investment in capacity and capability building has allowed the company to grow from strength-to-strength despite adversities and volatility in the sectoral ecosystem.

Its ability to develop customised products has created a huge product basket – widening its opportunity canvass. This has enabled it to forge strong relations with Tier-1 customers in the US and with OEMs's and Tier -1 in the Europe Markets. The Company is also increasing its footprints in the Latin American Markets.

Headquartered in Kolkata, Ramkrishna Forgings is managed by a team of experienced and enthusiastic professionals. Its equity is listed on the BSE and the National Stock Exchange of India Limited.

Management Discussion & Analysis

Strengths

- Regular investments in business to align with dynamic sectoral realities and customer requirements.
- Best in class integrated facility that houses requisite equipment's, resulting in a wide product portfolio to meet customer needs.
- Better understanding on developing products suitable for building customer relations.
- Graduated from manufacturing components to sub-assemblies.
- Proximity to raw material sources.
- High-quality standards endorsed by global certifications.

Opportunities

- Foray into Non-Automotive industries.
- Increasing need to transport products between.
- Production centers and consuming markets.
- Increase in the cost of the production in the European regions.
- Positioning India as a global manufacturing hub through the government's 'Make in India' mission should fuel demand for more vehicles.
- Growing demand for mass transportation vehicles due to expansion of city perimeters into suburban areas.

S

W

O

T

Weaknesses

- Forgings Sector being fragmented and Unorganized.
- Major dependence on CV Industry.

Threats

- Increase in the cost of financing.
- Volatility in raw material prices.
- Business environment of the fleet owners.

Financial & Operational performance

Financial Highlights

- Net Sales increased by 31.31 percent to ₹ 3,00,099.86 Lakhs in 2022-23 from ₹ 2,28,536.55 Lakhs in 2021-22.
- Export Sales increased by 25.72 percent to ₹ 1,24,512.96 Lakhs in 2022-23 from ₹ 99,038.13 Lakhs in 2021-22.
- EBITDA increased by 27.13 percent to ₹ 67,195.82 Lakhs in 2022-23 from ₹ 52,857.84 Lakhs in 2021-22.
- PAT increased by 14.09 percent to ₹ 23,559.21 Lakhs in 2022-23 from ₹ 20,650.18 Lakhs in 2021-22.

Operational Highlights

Production volumes increased to 1,63,382 Tons in 2022-23 to 1,44,439 Tons in 2021-22. The Production of commercial vehicle (CV) sales in India increased by 28.57% to 10,35,626 units last financial year, as against 8,05,527 units in 2021-22.

The M & HCV segment production volumes increased by 39.35 % from 2,72,167 vehicles in 2021-22 to 3,79,259 vehicles on 2022-23. The sales of M&HCV increased by 49.23 % from 2,40,577 vehicles in 2021-22 to 3,59,003 vehicles in 2022-23. The exports of the M&HCV vehicles decreased by 31.43 % from 32181 vehicles in 2021-22 to 22,067 vehicles in 2022-23.

The Company production has increased by 11.60 % during the year on account of increase in the production volumes of the M&HCV segment, thrust of the Company to widen its customer base across various geographies along-with the initiatives to increase the product basket with the existing customers. In addition, the team has been working continuously on cost reduction measures and process improvements which helped in increasing cost efficiencies and improve product quality.

The team comprising metallurgist experts under the R & D continuously endeavour to make continuous yield improvement through design and process modification which helps to improve the raw material yield. In addition, the team also facilitated process changes for improving asset utilisation.

Management Discussion & Analysis

Analysis of financial statements

Revenue from operations: The net revenues for the FY22-23 was ₹ 3,00,099.86 Lakhs as compared to ₹ 2,28,536.55 Lakhs, showing an increase of 31.31%

Revenue from exports increased to ₹ 1,24,512.96 Lakhs in 2022-23 from ₹ 99,038.13 Lakhs in 2021-22 showing an increase of 25.72%.

The revenues in export segment increased as the company has been able to increase its exposure in the European Market by expanding its reach to new customers and adding new product profile with the existing customers. The export demand from North American market has also been robust from the existing products and the Company has also added new products with the existing clients. The company has increased its business in the UAE markets.

The revenue in the domestic segment has increased to ₹ 1,75,586.90 Lakhs in 2022-23 from ₹ 1,29,498.42 Lakhs in 2021-22 on account of improvement in the production volumes of the M&HCV and the initiatives to increase the product basket with the existing customers.

Operating expenses: Operating expenses (total expenses less interest and depreciation and stock variation) increased by 32.67% to ₹ 2,33,280.77 Lakhs in 2022-23 from ₹ 1,75,839.64 Lakhs in 2021-22. Operating expenses as a percentage of net sales stood at 77.73 % in 2022-23 against 76.94 % in 2021-22.

Cost of material consumed: Material costs increased by 32.07% to ₹ 1,60,367.99 Lakhs in 2022-23 from ₹ 1,21,422.59 Lakhs in 2021-22. This increase was owing to an increase in production volumes to 163382 tons in 2022-23 to 144,440 tons in 2021-22 coupled with increase in the prices of Raw Materials.

Employee expenses: It is increased by 19.98% to ₹ 14,431.17 Lakhs in 2022-23 from ₹ 12,028.45 Lakhs in 2021-22.

Finance cost: The Finance cost increased by 23.15%, to ₹ 11,495.91 Lakhs in FY22-23 from ₹ 9,334.69 Lakhs in FY21-22 due to increase in interest cost. The interest cover stood at 5.85x in 2022-23 against 5.66x in 2021-22.

Profitability and margins: The EBITDA increased by 27.13% to ₹ 67,195.82 Lakhs in 2022-23 from ₹ 52,857.84 Lakhs in 2021-22. The EBITDA margin on net sales decreased by 74 bps, from 23.13% in 2021-22 to 22.39% in 2022-23. The Net profit after Tax stood at ₹ 23,559.21 Lakhs in 2022-23 as compared to ₹ 20,650.40 Lakhs in 2021-22. The net margin stood at 7.85% in 2022-23 as against 9.04% in 2021-22.

*The formula for Interest Coverage Ratio has been taken as Earnings before Interest, Depreciation & Tax (EBITDA)/Finance Cost.

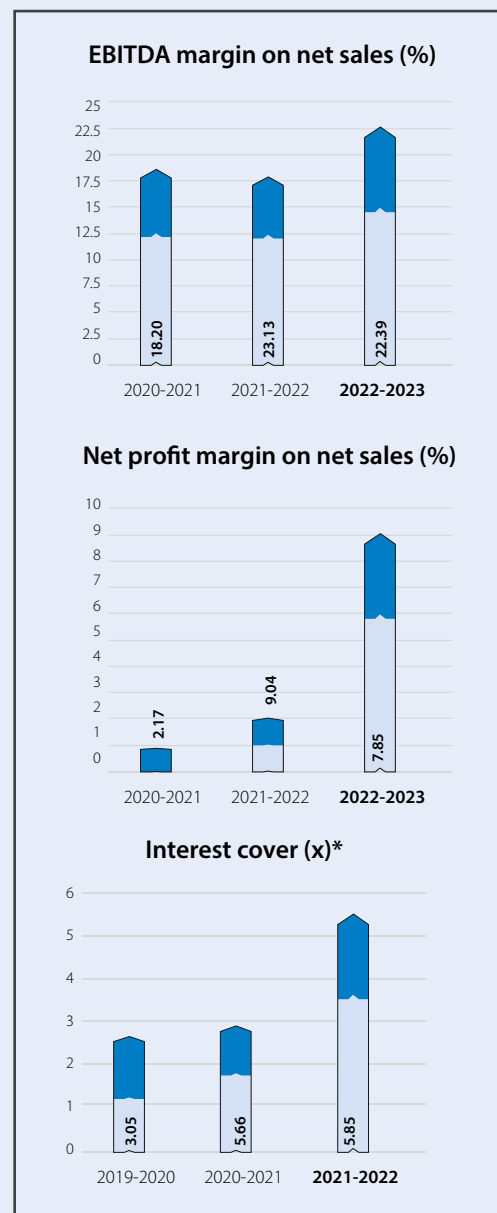
Balance Sheet :

Capital employed (Total Assets less Current Liabilities excluding Current Maturities of Long Term Debt): The Capital employed in the business increased by 9.97%, to ₹ 2,42,328.63 Lakhs as on March 31, 2023 from ₹ 2,20,368.02 Lakhs as on March 31, 2022 .

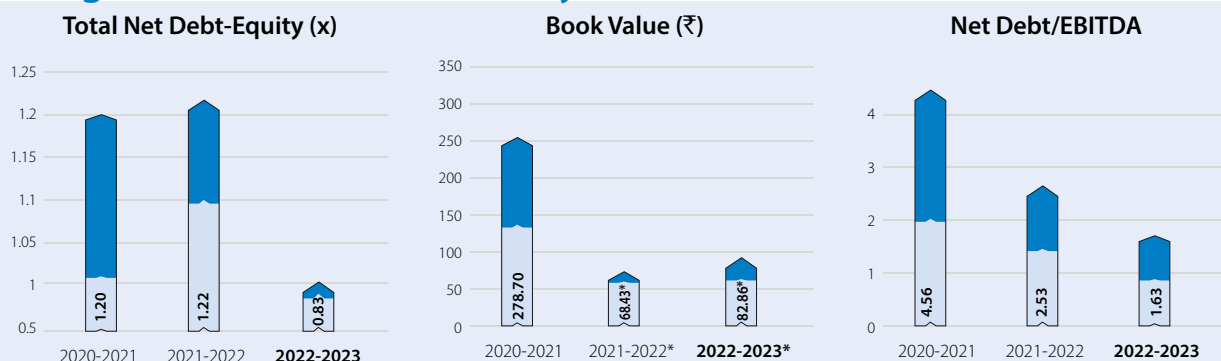
Shareholders' funds: The balance under this head increased by 21.10%, to ₹ 1,32,492.43 Lakhs as on March 31, 2023 from ₹ 1,09,408.03 Lakhs as on March 31, 2022.

External funds: The Company's Total Net Debt (after adjusting cash and cash equivalents, bank balances, current investment and Tata Motors recourse bill discounting) decreased by 18.16% to ₹ 1,09,366.85 Lakhs as on March 31, 2023 from ₹ 1,33,631.84 Lakhs as on March 31, 2022. The Net Debt-Equity ratio stood at 0.83x as on March 31, 2023 against 1.22x as on March 31, 2022. The Net Debt/ EBITDA stood at 1.63x as on March 31, 2023 as against 2.53x as on March 31, 2022.

Gross block of Fixed Assets excluding capital work in progress including Right to Use Assets: The Gross Block of Fixed Assets increased by 19.46% to ₹ 2,55,866.51 Lakhs as on March 31, 2023 from ₹ 2,14,181.83 Lakhs as on March 31, 2022.



Management Discussion & Analysis



* Face Value of Shares changed from ₹ 10 to ₹ 2

Key Financial Indicators (₹ in Lakhs except ratios)

Particulars		As at March 31, 2022	As at March 31, 2023	Percentage (%) Change
Net Revenue from Operations	₹/Lakhs	2,28,536.55	3,00,099.86	31.31
EBITDA	₹/Lakhs	52,857.84	67,195.82	27.13
EBITDA Margin on net sales	Percentage	23.13	22.39	(0.74)
Net Profit after Tax	₹/Lakhs	20,650.18	23,559.21	14.08
Net Profit Margin on net sales	Percentage	9.04	7.85	(1.19)
Net Worth	₹/Lakhs	1,09,408.03	1,32,492.43	21.10
Total Net Debt	₹/Lakhs	1,33,631.84	1,09,366.85	(18.16)
Total Net Debt/Equity	Times	1.22	0.83	(31.97)
Return on Avg. Net worth	Times	20.82	19.48	(6.44)
Current Ratio	Times	1.29	1.27	(1.55)
Interest Coverage Ratio	Times	5.66	5.85	3.23
Inventory Turnover Ratio	Times	2.49	2.45	(1.61)
Receivable Turnover Ratio	Times	3.14	3.68	17.20
Book Value per Share	₹	68.43	82.86	21.10

Note:

The Inventory days and the Receivable days based on net sales.

The formula for Interest Coverage Ratio has been taken as Earnings before Interest, Depreciation & Tax (EBITDA)/Interest.

Risk management

Risk management is critical to overall profitability, competitive market positioning and long-term financial viability, to meet the commitments to our clients and other stakeholders. We have put in place a strong risk-management structure that enables meticulous examination of business activities for identification, evaluation and mitigation of potential internal or external risks.

Our risk management framework encompasses strategy and operations and seeks to proactively identify, address and mitigate existing and emerging risks. The risk management framework goes far beyond traditional boundaries and seeks to involve all our key managers.

To ensure transparency and critical assessment, we have a Risk Management Committee that coordinates the risk management system. The risk management framework is reviewed by the Board.

Management Discussion & Analysis

Sectoral risk:

Demand slowdown and increasing competitive intensity could impact business fortunes.

Mitigation measures

- Global geographic footprint to minimise concentration risk.
- Enhancing product profile with existing customers.
- Growing industrial activity in India to amplify growth opportunities in the domestic market.

Cost risk:

Persistent and elevated inflation could impact profitability.

Mitigation measures

- Continuing efforts to reduce costs through small initiatives that make an appreciable difference.
- Negotiating with customers for passing on any inordinate hike in costs.
- Improved Capacity utilisation provides economies of scale which help to absorb fixed costs better.
- Improving the product mix.

Quality risk :

Consistent good product quality is essential for sustaining healthy business relations.

Minimising risk

- Ensures strict adherence to SOPs which are continually upgraded to meet customer requirements.
- Frequent training on quality standards and manufacturing processes for minimising in-house quality rejects.
- Focus on automating processes to minimise errors due to human intervention.

Human Resource

Intellectual Capital represents its most valuable asset at Ramkrishna Forgings Limited, from the executive level to the shop floor. In line with this, the Company has positioned employee engagement as a key priority. In order to motivate its employees the Company has implemented various initiatives which also creates a worker friendly organisation.

Training: The Company in order to align the capability matrix with the dynamic business realities has many training programmes to improve the functional and behavioural soft skills of its employees. Training programmes are conducted round the year with the help or both internal as well as external trainers. It also facilitated in gaining insights into prevailing trends and emerging opportunities. The Company has undertaken many training programs relating to health & safety, ESG, HR – Diversity, equity & inclusion, POSH, Stress Management and Team Building.

The Company provides special focus on safety of its employees and have undertaken various trainings including as mentioned below:

- Safety training and Job specific training.
- Work Permit System.
- Safety Audit.
- Safety Committing Meeting.
- Hazard Identification and Risk Assessment & Aspect Impact assessment.
- Mock Drill.
- Near Miss Identification and compliance.
- 5'S' Audit and its compliance maintain inside premises.

Training effectiveness: The Company adopts a need based capability building training requirements whose effectiveness is measured by adopting the Kirk Patrick Model for measuring training effectiveness. Pre and post training tests are conducted as a tool for gauging effectiveness and effective communication of the same is given to the employees. The performance improvement of the employee is monitored regularly to gauge the training effectiveness. This has helped in strengthening the learning culture within the organisation.

Employee engagement: Significant energy has been invested in creating a 'fun at work' environment and creating an inclusive culture for our team. The engagement initiatives include its suggestion scheme, cross functional 5S zonal competition and birthday celebrations. The Company has introduced 'Umang' initiative, a mass communication platform between the management and team members, which made considerable progress as extended discussions facilitated in growing operational and strategic awareness and

Management Discussion & Analysis

cross pollination of ideas helped in improving business operations. The high engagement level within the Company helps stronger people understanding and fosters bonds beyond professional needs which interestingly works as a catalyst in growing the business. The Company also arranges inter plant tournaments to enhance the team spirit & cohesiveness among the employees.

Performance and rewards: The Company continues to make regular appraisals wherein performers are periodically recognised. It also undertakes recognition programs like the Employee of the Month, Best Suggestion & Kaizen, and Maximum Attendance award. Besides, performance-linked incentive programs are introduced to nurture employee motivation.

Health protection: In order to protect the health of employees and to ensure healthy working environment, your Company has taken Group Health (Floater) Insurance policy and Group Personal Accident Insurance policy. To build its leadership pipeline, the Company undertakes a new talent management program for senior and middle management. This program aims to build leadership competencies of the selected members, enabling them to undertake a larger role in taking the organisation to the next level.

The Company has an ESOP scheme for the senior management – under which options has been vested to the senior management team - strengthening the bond between the Company and its decision makers.

Internal audit and control

The Company has in place adequate systems of internal controls and documented procedures covering all financial and operating functions. These have been designed to provide reasonable assurance with regard to maintaining proper accounting control, monitoring the economy and efficiency of the Company, protecting assets from unauthorised use or losses and ensuring the reliability of financial and operational information. The internal controls are designed to ensure that financial and other records are reliable for preparing financial statements, collating other data and for maintaining accountability of assets.

Cautionary statement

Statements in this Management Discussion and Analysis, describing the Company's objectives, projections, estimates, and expectations may be "forward-looking statements" within the meaning of applicable laws and regulations. Actual results might differ materially from those either expressed or implied.



Corporate Governance Report for the Financial Year 2022-23

The Directors present to you the Company's Report on Corporate Governance for the Financial Year ended 31 March, 2023, in terms of Regulation 34(3) read with Part C of Schedule V of the Securities and Exchange Board of India (Listing Obligations and Disclosure Requirements) Regulations, 2015 ("SEBI Listing Regulations"). **The Company is in full compliance with the requirements of Corporate Governance under the SEBI Listing Regulations and subsequent amendments thereof.**

1. Company's Philosophy on Code of Corporate Governance

Ramkrishna Forgings Limited (RKFL/the Company) a strong legacy of fair, transparent and ethical governance practices. The Company believes that good Corporate Governance emerges from the application of the best management practices and compliance with the applicable laws coupled with the highest standards of integrity, transparency, accountability and ethics in all business matters. The Company is fully committed to practising sound corporate governance practices and upholding the highest business standards in conducting business. Being a value-driven organisation, the Company has always worked towards building trust with shareholders, employees, customers, suppliers and other stakeholders based on the principles of good corporate governance, viz., integrity, equity, transparency, fairness, disclosure, accountability and commitment to values.

At RKFL, we also consider it our inherent responsibility to disclose timely and accurate information regarding our financials and performance, as well as the leadership and governance of the Company. We are committed to a balanced corporate governance system, which provides the framework for achieving the Company's objectives encompassing practically every sphere of management, from action plans and internal controls to corporate disclosures. We supplement our traditionally held values of ethical behaviour and moral conduct with explicit rules and regulations that guide our efforts in financial and business excellence.

The Company believes that it has become crucial to foster and sustain a culture that integrates all components of good governance by carefully balancing the complex inter-relationship among the Board of Directors, Audit Committee, Auditors and the Senior Management of the Company. Our employee satisfaction is reflected in the stability and low attrition level of our employees/personnel. The Company has laid a strong foundation for making Corporate Governance a way of life by constituting the Board of Directors with a balanced mix of experts of eminence and integrity, inducting competent professionals across the organisation and putting in place a robust system, process and technology.

The Company is conscious of the fact that the success of a corporation is a reflection of the professionalism, conduct and ethical values of its management and employees. In addition to the compliance with regulatory requirements, the Company endeavours to ensure that highest standards of ethical and responsible conduct are met throughout the organisation.

The Company recognises the rights of its stakeholders and encourages co-operation with them in the following manner:

- (i) It respects the rights of stakeholders.
- (ii) Stakeholders have the opportunity to get redressed for redressal of their rights.
- (iii) Stakeholders have access to relevant, sufficient and reliable information on a timely and regular basis to enable them to participate in corporate governance process.
- (iv) The Company has devised an effective whistle blower mechanism enabling stakeholders, including individual employees to freely communicate their concerns about improper or unethical practices.

Ethics/Governance Policies

At RKFL, we strive to conduct our business and strengthen our relationships in a manner that is dignified, distinctive and responsible. We adhere to ethical standards to ensure integrity, transparency, independence and accountability in dealing with all stakeholders. Therefore, we have adopted various codes and policies to carry out our duties in an ethical manner. These Codes and Policies can be accessed at the Company's website at the following link: <https://www.ramkrishnaforgings.com/policies.html>.

The Company also has a Policy on Prevention of Sexual Harassment of Women at Workplace.

2. Board of Directors

The Board of Directors is the apex body constituted by the shareholders for overseeing the Company's overall functioning. It provides strategic direction, guidance and leadership to the Company's management and also monitors the performance of the Company with the objectives of creating a long term relationship with the Company's stakeholders. The Company has a balanced and diverse Board of Directors, which includes independent professionals and confirms to the provisions of the Companies Act, 2013 (the Act) and the SEBI Listing Regulations. The Board of the Company is independent in making its decisions and also capable and committed to address conflicts of interests and impress upon the functionaries of the Company to focus on transparency, accountability, integrity and responsibility. All the Independent Directors have confirmed that they meet the 'independence' criteria as mentioned under Regulation 16(1) (b) of the SEBI Listing Regulations and Section 149(6) of the Act and the Rules framed thereunder, for the Financial Year 2022-23.

Corporate Governance Report for the Financial Year 2022-23

As regards the appointment and tenure of Independent Directors, following is the policy adopted by the Board:

- The Company has adopted the provisions with respect to appointment and tenure of Independent Directors which are consistent with the Act and the SEBI Listing Regulations.
- The Independent Directors can serve a maximum of 2 (two) terms of 5 (five) years each. The upper age limit of retirement of Independent Directors from the Board and their appointment and tenure will be governed by provisions of the Act, the SEBI Listing Regulations and shareholders approvals.

As on 31 March, 2023, the Company's Board of Directors consists of 14 (fourteen) Directors out of which 9 (nine) are Non-Executive Independent Directors. The Company has an optimum combination of Executive and Non-Executive Independent Directors with one (1) Independent Woman Director. It has a Chairman who is a Whole-time Director of the Company. None of the Independent Directors serve as Independent Director in more than 7 (seven) listed Companies and no Whole-time Director of the Company serves as an Independent Director in any of the listed Companies. Further, none of the Directors is a member of more than 10 (ten) Committees or Chairman of more than 5 (five) Committees across all the listed Companies in which he is a Director. Necessary disclosures regarding Committee positions in other Companies as on 31 March, 2023 have been made by the Directors. The composition of the Board is in conformity with the SEBI Listing Regulations.

The Board meets regularly to review among other things the strategic, operational and financial matters of the Company. The Board has also delegated its powers to the Committees. The Agenda of the meeting is circulated to all the Directors in advance and all material information is provided to facilitate meaningful and focussed discussion at the meeting. The Committee minutes and the minutes of the wholly-owned subsidiary companies are placed before the Board. The Board reviews the compliance of the applicable laws in the Board meeting. The Budgets for the financial year are discussed with the Board at the commencement of the financial year and the comparison of the quarterly/annual performance of the Company vis-a-vis the budgets is presented to the Board before taking on record the quarterly /annual financial results of the Company. The Board is also given presentation covering the financial and other aspects of the Company before taking on record the quarterly /annual financial results of the Company. The Board has unrestricted access to all the Company related information including that of our employees. At Board Meetings, managers and representatives who are capable of additional insights into the items being discussed are invited. The requisite information as required is provided to the Board.

During the Financial Year 2022-23, information as mentioned in Part A of Schedule II of the SEBI Listing Regulations, as applicable, has been placed before the Board for its consideration.

Meetings, Attendance, Directorships/Chairmanships

During the Financial Year 2022-23, 6 (six) Board meetings were held i.e. on 3 May, 2022, 21 July, 2022, 12 September, 2022, 21 October, 2022, 14 December, 2022 and 20 January, 2023. The gap between 2 (two) consecutive board meetings did not exceed 120 (one hundred and twenty) days. The details of the composition of the board, category of directors, attendance of each director at the board meeting, last annual general meeting and the number of directorship and chairmanship / membership of committee of each director in other public Companies as on 31 March, 2023 are as follows:-

Name of the Director	Category	Attendance particulars		No. of Directorship and other Committee Membership/ Chairmanship (excluding RKFL)			
		Board Meeting	Last AGM	Directorship		Committee Membership	Committee Chairmanship
				Listed Company (names along with category)	Unlisted Public Company		
Mr. Mahabir Prasad Jalan	Promoter, Chairman, Whole-time Director	5	No	Nil	1	0	0
Mr. Naresh Jalan	Promoter, Managing Director	6	Yes	Nil	1	0	0
Mr. Chaitanya Jalan	Promoter, Whole-time Director	5	Yes	Nil	1	0	0
Mr. Pawan Kumar Kedia*	Whole-time Director	6	Yes	Nil	0	0	0
Mr. Lalit Kumar Khetan	Wholetime Director	6	Yes	Nil	1	0	0

**Corporate Governance Report for the Financial Year 2022-23**

Name of the Director	Category	Attendance particulars		No. of Directorship and other Committee Membership/ Chairmanship (excluding RKFL)			
		Board Meeting	Last AGM	Directorship		Committee Membership	Committee Chairmanship
				Listed Company (names along with category)	Unlisted Public Company		
Mr. Padam Kumar Khaitan	Non-Executive, Independent Director	5	No	Independent Director : a) Asian Hotels (East) Limited b) Magadh Sugar & Energy Limited c) Cheviot Co Ltd	3	2	1
Mr. Amitabha Guha	Non-Executive, Independent Director	6	Yes	Independent Director: a) Xpro India Limited b) Texmaco Rail and Engineering Limited	0	3	0
Mr. Ram Tawakya Singh	Non-Executive, Independent Director	6	Yes	Nil	0	0	0
Mr. Yudhisthir Lal Madan	Non-Executive, Independent Director	6	Yes	Independent Director: a) Pritika Auto Industries Limited	0	1	1
Mr. Partha Sarathi Bhattacharyya	Non-Executive, Independent Director	5	Yes	Independent Director: a) Tide Water Oil Co India Ltd b) Deepak Fertilisers And Petrochemicals Corporation Ltd c) Texmaco Rail and Engineering Limited	4	3	3
Mr. Sandipan Chakravorty	Non-Executive, Independent Director	6	Yes	Independent Director: a) International Combustion (India) Limited b) Asian Hotels (East) Limited	0	1	0
Mr. Ranaveer Sinha	Non-Executive, Independent Director	5	Yes	Independent Director: a) TRF Limited	0	2	1
Mrs. Rekha Shreeratan Bagry [#]	Non-Executive Independent Director	5	Yes	Independent Director: a) Josts Engineering Company Limited	2	2	1
Mr. Sanjay Kothari [#]	Non-Executive Independent Director	5	Yes	a) Independent Director: J. L. Morison (India) Limited b) Non-Executive Non-Independent Director: i) Clean Science and Technology Limited ii) Birla Precision Technologies Limited	2	5	2

*Mr. Pawan Kumar Kedia (DIN: 00375557) was reappointed as a Whole-time Director of the Company for a period of 1 year w.e.f 1 April, 2022 and further has been re-appointed as a Whole-time Director for 1 (one) year w.e.f 1 April, 2023.

[#]Mrs. Rekha Shreeratan Bagry (DIN: 08620347) and Mr. Sanjay Kothari (DIN: 00258316) were appointed as Independent Directors of the Company for a term of 5 (five) years by the Board of Directors on 3 May, 2022 and by the Shareholders of the Company through postal ballot 14 July, 2022.

Corporate Governance Report for the Financial Year 2022-23

Notes:

- a) For the purpose of considering the limit of the Companies in which a Director can serve, all Public Limited Companies, whether listed or not, has been included and all other Companies including Private Limited Companies, Foreign Companies and Companies under Section 8 of the Act has been excluded.
- b) For reckoning the limit of public limited companies in which a person can be appointed as Director, directorship in private Companies that are either Holding or Subsidiary Company of a Public Company has been included.
- c) As per Regulation 26 of the SEBI Listing Regulations, Chairmanship/Membership of only Audit Committee and Stakeholders Relationship Committee has been considered for Listed Companies and other Public Limited Companies.
- d) The number of Directorship(s), Committee Membership(s)/Chairmanship(s) of all directors is/are within the respective limits prescribed under the Act and the SEBI Listing Regulations.
- e) None of the Directors except Mr. Mahabir Prasad Jalan, Mr. Naresh Jalan and Mr. Chaitanya Jalan are related to each other.
- f) None of the Directors have any business relationship with the Company.
- g) All the Directors have certified that the disqualifications mentioned under Section 164(1) (g) of the Act are not applicable to them.
- h) None of the Independent Directors hold any shares or convertible instruments in the Company, except Mr. Ranaveer Sinha (DIN: 00103398) and Mrs. Rekha Shreeratan Bagry (DIN: 08620347), who holds 6,250 (six thousand two hundred and fifty) and 3,500 (three thousand five hundred) equity shares of the Company respectively.
- i) Video-conferencing facilities are also used to facilitate directors at other locations to participate in the meetings.

Familiarisation Programme imparted to Independent Directors

The Company has an on-going familiarization programme for all its Directors including Independent Directors. The details of the familiarisation programmes imparted to the Independent Directors of the Company during the Financial Year 2022-23, their roles, rights, responsibilities in the Company including the nature of the industry in which the Company operates, business model of the Company, roles, rights and responsibilities of the Independent Directors and other related matters are available on the website of the Company at <https://www.ramkrishnaforgings.com/Familiarization-Programme-for-IDs-FY-2022-23.pdf>.

Board Meetings

During the Financial Year 2022-23, the Company held 6 (six) Board meetings. The details of the Board meetings are as follows:

Sl. No.	Dates	Strength	No. of Directors Present
1	3 May, 2022	12	12
2	21 July, 2022	14	14
3	12 September, 2022	14	11
4	21 October, 2022	14	13
5	14 December, 2022	14	14
6	20 January, 2023	14	13

Independent Directors

The Independent Directors play an important role in deliberations and decision making at the Board Meetings and bring to the Company wide experience in their respective fields. They also contribute in significant measure to Board Committees. Their Independent role vis-à-vis the Company means that they have a special contribution to make in situations where they add a broader perspective by ensuring that the interests of all stakeholders are kept in acceptable balance and in providing an objective view in instances where (potential) conflicts of interest may arise between stakeholders.

In terms of Regulation 25(8) of the SEBI Listing Regulations, Independent Directors have confirmed that they are not aware of any circumstance or situation which exists or may be reasonably anticipated that could impair or impact their ability to discharge their duties. Based on the declarations received from the Independent Directors, the Board of Directors has confirmed that they meet the criteria of independence as per Regulation 16(1)(b) of the SEBI Listing Regulations and that they are independent of the management.

Ms. Aditi Bagri, Independent Director. (DIN: 06943139) resigned during the Financial Year 2022-23. Mrs. Rekha Shreeratan Bagry was appointed as an Independent Woman Director and Mr. Sanjay Kothari was appointed as Independent Director of the Company for a term of 5 (five) years by the Board of Directors at their meeting held on 3 May, 2022 and by the Shareholders of the Company through postal ballot on 14 July, 2022.

Selection of Independent Directors

Considering the requirement of skill sets on the Board, eminent people having an independent standing in their respective fields/professions, and who can effectively contribute to the Company's business and policy decisions, are considered by the Nomination and



Corporate Governance Report for the Financial Year 2022-23

Remuneration Committee for appointment as Independent Directors on the Board. The Committee, *inter-alia*, considers qualification, positive attributes, areas of expertise and number of directorships and memberships held in various committees of other Companies by such persons. The Board also considers the Committee's recommendation and takes appropriate decision. Every Independent Director, at the first meeting of the Board in which he participates as a Director and thereafter at the first meeting of the Board and in every financial year, gives a declaration that he meets the criteria of independence as provided under Section 149(7) of the Act and Regulation 25(8) of the SEBI Listing Regulations.

Meeting of Independent Directors

The Company's Independent Directors met once during the Financial Year 2022-23 on 21 February, 2023 without the presence of the Whole-time Directors (Executive Directors) or the Managerial Personnel of the Company. Such meeting was conducted to enable the Independent Directors to discuss matters pertaining to the Company's affairs and put forth their views before the Board. The Chairman of the meeting of the Independent Directors takes appropriate steps to present the views of the Independent Directors to the Chairman of the Board of Directors.

The Independent Directors *inter-alia*, considered the following matters at their meeting held on 21 February, 2023:

- Evaluation of the performance of the Non-Independent Directors, Committees of the Board and the Board of Directors as a whole;
- Evaluation of the performance of the Chairman of the Company;
- Assess the quality, quantity and timeliness of flow of information between the Company management and the Board of Directors;
- Any other matter.

Details of Shareholding in the Company by Directors

Details of equity shares and convertible instruments held by the Directors as on 31 March, 2023 are as below:-

Sl. No.	Name of Director	No. of shares Held*	% of Total Holding	No. of Equity Shares underlying Outstanding Warrants
1.	Mr. Mahabir Prasad Jalan [#]	0.00 [#]	0.00%	-
2.	Mr. Naresh Jalan	15,09,650	0.94%	30,00,000
3.	Mr. Chaitanya Jalan	30,47,900 [#]	1.91%	-
4.	Mr. Pawan Kumar Kedia	11,220	0.01%	-
5.	Mr. Lalit Kumar Khetan	5,000	0.00%	1,00,000
6.	Mr. Ranaveer Sinha	6,250	0.00%	-
7.	Mrs. Rekha Shreeratan Bagry	3,500	0.00%	-

[#]Mr. Mahabir Prasad Jalan gifted 22,80,000 Equity Shares of ₹ 2 each to Mr. Chaitanya Jalan during the Financial Year 2022-23.

Other than the above, none of the Directors hold any equity shares in the Company.

Chart setting out the skills/expertise/competence of the Board of Directors

The Board of Directors comprises of set of leaders who provide comprehensive guidance, support and direction to the Company towards its success. The Board is responsible for shaping the future of the organisation within its fiduciary characteristics. Therefore, identifying the key competencies of the Board members is very much essential to ensure that the qualified persons undertake this cardinal role. Globally, identifying the key competencies of Board members is considered as the step towards a successful Board. Broadly, the key competencies or skill-sets can be categorised as follows:

Competency	Definition
Strategic Expertise	Ability to understand, review and guide Strategy by analyzing the company's competitive position and benchmarking taking into account market and industry trends.
Business and Financial Acumen	Qualifications and experience in finance and the ability to analyse key financial statements, critically assess financial viability and performance, contribute to strategic financial planning and oversee budgets and the efficient use of resources and oversee funding arrangements and accountability.
Risk Management	Ability to identify key risks to the organisation in a wide range of areas including legal and regulatory compliance.
Building High Performance Teams	Build and nurture talent to create strong and competent future business leaders.
Industry Knowledge	Experience in similar industries.
Corporate Governance	Understanding of the best corporate governance practices, relevant governance codes, governance structure, processes and practices followed by the organisation.

Corporate Governance Report for the Financial Year 2022-23

The eligibility of a person to be appointed as a Director of the Company is dependent on whether the person possesses the requisite skill sets as identified by the Board of Directors as above and whether the person is a proven leader in running a business that is relevant to the Company's business or is a proven academician in the field relevant to the Company's business. The Directors so appointed are drawn from diverse backgrounds and possess special skills with regard to the industries / fields from where they come.

Expertise/ Skill of Directors

Sl. No.	Name of Director	Expertise/ Skill
1.	Mr. Mahabir Prasad Jalan, Chairman	Strategic Expertise, Risk Management, Spearheading new projects, Industry Knowledge
2.	Mr. Naresh Jalan	Strategic Planning, Risk Management, Business and Financial Acumen, Industry Knowledge Sales & Marketing
3.	Mr. Chaitanya Jalan	Sales & Marketing
4.	Mr. Pawan Kumar Kedia	Business and Financial Acumen
5.	Mr. Padam Kumar Khaitan	Risk Management, Corporate Governance
6.	Mr. Amitabha Guha	Business and Financial Acumen, Corporate Governance, Risk Management
7.	Mr. Ram Tawakya Singh	Industry Knowledge, Corporate Governance
8.	Mr. Yudhisthir Lal Madan	Business and Financial Acumen, Corporate Governance, Risk Management
9.	Mr. Partha Sarathi Bhattacharyya	Corporate Governance, Risk Management, Business and Financial Acumen
10.	Mr. Sandipan Chakravorty	Business and Financial Acumen, Corporate Governance, Risk Management
11.	Mr. Ranaveer Sinha	Business and Financial Acumen, Corporate Governance, Risk Management
12.	Mr. Lalit Kumar Khetan	Business and Financial Acumen.
13.	Mrs. Rekha Shreeratan Bagry	Business and Financial Acumen, Corporate Governance, Risk Management
14.	Mr. Sanjay Kothari	Business and Financial Acumen, Corporate Governance, Risk Management

Resignation of Independent Director before expiry of Term

During the Financial Year 2022-23, Ms. Aditi Bagri, Independent Director (DIN: 06943139) tendered her resignation vide email dated 27 April, 2023, due to a new role in her professional workspace. Ms. Bagri also confirmed that except as stated in her resignation email dated 27 April, 2022, there were no other material reasons for her resignation.

The Board at its meeting held on 3 May 2022 recorded appreciation for the services rendered by Ms. Aditi Bagri during her tenure as an Independent Director of the Company.

COMMITTEES OF THE BOARD

At present, there are 8 (eight) main Board Committees viz.

- A. Audit Committee;
- B. Nomination and Remuneration Committee;
- C. Stakeholders Relationship Committee;
- D. Risk Management Committee;
- E. Corporate Social Responsibility Committee;
- F. Management and Finance Committee;
- G. Capital Market Committee; and
- H. Investment Committee.

The terms of reference of the Board Committees are determined by the Board from time to time and includes the roles, powers and duties as vested under the Act, the SEBI Listing Regulations, along with any amendments thereof. Meetings of each Board Committee are convened by the respective Committee Chairman. The Company's guidelines relating to Board meetings are applicable to Committee meetings as far as practicable. Each Committee has the authority to engage outside experts, advisors and counsels to the extent it considers appropriate to assist in its function. Minutes of the proceedings of the respective Committee meetings are circulated to the members of the Committees for their comments and placed at the subsequent Board meetings for noting. The role and composition of these Committees, including the number of meetings held during the Financial Year and the related attendance are provided below:

A. AUDIT COMMITTEE

As a measure of good Corporate Governance and to provide assistance to the Board of Directors in fulfilling their responsibilities, the Company has in place an Audit Committee constituted as a sub Committee of the Board in accordance with Regulation 18 read with Schedule II Part C of the SEBI Listing Regulations and Section 177 of the Act read with the Companies (Meetings of Board

Corporate Governance Report for the Financial Year 2022-23

and its Powers) Rules, 2014. All the members of the Audit Committee are financially literate and majority of the members have accounting or related financial management expertise. The Audit Committee helps to enhance the shareholders' confidence by promoting accountability and also acts as a catalyst for effective financial and auditing practices.

Composition*

The Audit Committee as on 31 March, 2023 consists of 4 (four) Non-Executive Independent Directors namely:

- 1) Mr. Yudhisthir Lal Madan, Chairman
- 2) Mr. Amitabha Guha, Member
- 3) Mr. Sandipan Chakravortty, Member[#]
- 4) Mr. Partha S Bhattacharyya, Member[#]

*Ms. Aditi Bagri, (DIN: 06943139) resigned as an Independent Director of the Company on 27 April, 2022 and accordingly ceased to be a Member of the Audit Committee.

[#]Mr. Sandipan Chakravortty (DIN: 00053550) and Mr. Partha S Bhattacharyya (DIN: 00329479), Independent Directors, were inducted as Members of the Audit Committee by the Board of Directors at their meeting held on 3 May, 2022.

The Audit Committee meetings are also attended by the Directors and the Chief Financial Officer (CFO). The respective Departmental/Functional Heads, the Statutory Auditors and the Internal Auditors, as and when required, attend the Committee meetings. The Company Secretary acts as the Secretary to the Committee. They can also seek legal and other professional advice as and when required.

Meetings and Attendance

During the Financial Year 2022-23, the Committee met 4 (four) times.

- 1) The details of the Audit Committee meetings held during the Financial Year 2022-23 are as follows:

Sl. No.	Dates	Strength	No. of Directors Present
1.	2 May, 2022 (Adjourned Audit Committee Meeting 9 May, 2022)	4	2
2.	20 July, 2022	4	3
3.	21 October, 2022	4	4
4.	19 January, 2023 (Adjourned Audit Committee Meeting 20 January, 2023)	4	4

- 2) Attendance record at the Audit Committee meeting:

Name	Category	No. of Meetings held during the Financial Year	No. of Meeting(s) Attended
Mr. Yudhisthir Lal Madan	Chairman, Independent Director	4	4
Mr. Amitabha Guha	Member, Independent Director	4	3
Mr. Sandipan Chakravortty	Member, Independent Director	4	3
Mr. Partha Sarathi Bhattacharyya	Member, Independent Director	4	3

The necessary quorum was present at all the respective Audit Committee meetings.

Terms of Reference

The terms of reference of the Audit Committee as stipulated by the Board are as follows:

- a) Oversight of the Company's financial reporting process and the disclosure of its financial information to ensure that the financial statements reflect a true and fair position, sufficient and credible;
- b) Recommending to the Board the appointment, reappointment, ratification and, if required, replacement or removal of the statutory auditors and the fixation of audit fees.
- c) Approval of the payment to statutory auditors for any other service rendered by them;
- d) Recommending the re-appointment and remuneration of the Cost Auditors;
- e) Reviewing with the management the annual financial statement and auditor's report thereon before submission to the Board for approval, with particular reference to:

Corporate Governance Report for the Financial Year 2022-23

- Matters required to be included in the Director's Responsibility Statement to be included in the Board's report in terms of clause (c) of sub-section 3 of Section 134 of the Companies Act, 2013;
 - Changes, if any, in accounting policies and practices and reasons for the same;
 - Major accounting entries involving estimates based on exercise of judgement by the management;
 - Significant adjustments made in the financial statements arising out of audit findings;
 - Compliance with listing and other legal requirements relating to financial statement;
 - Disclosure of any related party transactions;
 - Qualifications in the draft audit report, if any;
- f) Reviewing with the management, the quarterly financial statements before submission to the Board for approval;
- g) Reviewing with the management, the statement of uses / application of funds raised through an issue (public issue, rights issue, preferential issue, etc.), the statement of funds utilized for purposes other than those stated in the offer document / prospectus / notice and the report submitted by the monitoring agency monitoring the utilisation of proceeds of a public or rights issue, and making appropriate recommendations to the Board to take up steps in this matter;
- h) Review and monitor the Auditor's independence and performance and effectiveness of audit process;
- i) Approval or any subsequent modification of transactions of the Company with related parties;
- j) Scrutiny of inter-corporate loans and investments;
- k) Valuation of undertakings or assets of the Company, wherever it is necessary;
- l) Evaluation of internal financial controls and risk management systems;
- m) Reviewing with the management, performance of Statutory and Internal auditors and adequacy of Internal Control Systems;
- n) Reviewing the adequacy of internal audit function, if any, including the structure of the internal audit department, staffing and seniority of the official heading the department, reporting structure coverage and frequency of internal audit;
- o) Discussion with the Internal Auditors about any significant findings and follow-up thereon;
- p) Reviewing the findings of the internal investigations by the Internal Auditors into the matters where there is a suspected fraud or irregularity or the failure of internal control systems of a material nature and reporting the matter to the Board;
- q) Discussion with the Statutory Auditors before the audit commences, nature and the scope of the audit as well as post – audit discussions to ascertain any area of concern;
- r) To look into the reasons for substantial defaults in the payment to the depositors, debenture holders, shareholders (in case of non-payment of declared dividends) and creditors, if any;
- s) Reviewing the functioning of the whistle blower mechanism;
- t) Approval of appointment of CFO or any other person heading the finance department or discharging that function after assessing the qualifications, experience & background, etc. of the candidate;
- u) Reviewing the utilization of loans and/ or advances from/investment by the holding company in the subsidiary exceeding Rupees 100 crore or 10% of the asset size of the subsidiary, whichever is lower including existing loans / advances / investments.
- v) Take note of the end use of funds raised by equity issuance.
- w) Take note of the legal cases of the Company, if any.
- x) Such other matters as may be required to be considered as per the provisions of the Act, the SEBI Listing Regulations and other applicable statutes for the time being in force.

The Chairman of the Audit Committee apprises the Board about the significant discussions that takes place in the respective Audit Committee meetings.

B. NOMINATION AND REMUNERATION COMMITTEE

In terms of Section 178 of the Act and Regulation 19 read with Schedule II Part D of the SEBI Listing Regulations, the Board has constituted a Nomination & Remuneration Committee ("NRC") to oversee the Company's nomination (appointment) process for the Board of Directors, Key Managerial Personnel and Senior Management Personnel and to decide the compensation within the broad frame-work of the group policy, merit and Company's performance. The Committee also looks after the implementation, administration and superintendence of the ESOP scheme(s) of the Company through a trust.



Corporate Governance Report for the Financial Year 2022-23

The Committee also co-ordinates and oversees the annual self-evaluation of the performance of the individual Directors including Independent Directors as per the Board evaluation policy of the Company.

Composition

The NRC comprises of 4 (four) Non-Executive Independent Directors namely:

- 1) Mr. Padam Kumar Khaitan, Chairman
- 2) Mr. Yudhisthir Lal Madan, Member
- 3) Mr. Ram Tawakya Singh, Member
- 4) Mr. Sandipan Chakravorty, Member

Meetings and Attendance

- 1) During the Financial Year 2022-23, the Committee met 4 (four) times as follows:

Sl. No.	Dates	Strength	No. of Directors Present
1.	2 May, 2022	4	4
2.	8 September, 2022	4	4
3.	21 October, 2022	4	4
4.	19 January, 2023	4	4

- 2) Attendance record at the Nomination and Remuneration Committee meeting:

Name	Category	No. of Meetings held during the Financial Year	No. of Meeting(s) Attended
Mr. Padam Kumar Khaitan	Chairman, Independent Director	4	4
Mr. Ram Tawakya Singh	Member, Independent Director	4	4
Mr. Yudhisthir Lal Madan	Member, Independent Director	4	4
Mr. Sandipan Chakravorty	Member, Independent Director	4	4

Terms of Reference

Terms of reference of the Nomination and Remuneration Committee broadly includes the roles, powers and duties as vested under Section 178 of the Act and the SEBI Listing Regulations, alongwith any amendments thereof. It is also responsible for the implementation, administration and superintendence of the ESOP scheme(s) of the Company through a trust. It also approves remuneration payable to the Board of Directors, Key Managerial Personnel and/or Senior Management Personnel from time to time and deciding upon the remuneration policy of the Company.

The Committee is responsible for:

- a) Formulating framework and/or policy for remuneration, terms of employment including service contracts, policy for and scope of pension arrangements, etc for Directors, Key Managerial Personnel and Senior Management and reviewing it on a periodic basis;
- b) Formulate the criteria for determining qualifications, positive attributes and independence of a director and recommend to the Board a policy, relating to the remuneration for the Director and Key Managerial Personnel.
- c) For every appointment of an independent director, Committee shall evaluate the balance of skills, knowledge and experience on the Board and on the basis of such evaluation, prepare a description of the role and capabilities required of an independent director. The person recommended to the Board for appointment as an independent director shall have the capabilities identified in such description. For the purpose of identifying suitable candidates, the Committee may:
 - i. use the services of an external agencies, if required;
 - ii. consider candidates from a wide range of backgrounds, having due regard to diversity; and
 - iii. consider the time commitments of the candidates.
- d) Recommend to the Board, all remuneration, in whatever form, payable to the Directors, Key Managerial Personnel and Senior Management.
- e) Identifying persons who are qualified to become Directors, Key Managerial Personnel, Senior Management and who may be appointed in accordance with the criteria laid down in this policy, recommend to the Board their appointment and removal and carry out their evaluation.

Corporate Governance Report for the Financial Year 2022-23

- f) Formulating terms for cessation of employment and ensure that any payment made is fair to the individual and the company, that failure is not rewarded and that the duty to mitigate loss is fully recognised;
- g) Formulating the terms of appointment of the independent director, on the basis of the report of performance evaluation of independent directors.
- h) Devising a Policy on diversity of Board of Directors.
- i) Specifying the manner for effective evaluation of performance of Board, its Committees and individual directors to be carried out either by the Board, by the Nomination and Remuneration Committee or by an independent external agency and review its implementation and compliance.
- j) Issue necessary guidelines to the ESOP Trust for the accomplishment of the ESOP Scheme(s).
- k) Determining the quantum of options to be granted/vested under any ESOP Scheme(s) as per the laid parameters.
- l) Determining the conditions under which vested options may lapse.
- m) Determining the exercise period within which the employee should exercise the option.
- n) Determining the procedure for making a fair and reasonable adjustment to the number of options and to the exercise price in case of corporate actions such as rights issues, bonus issues, merger, sale of division and others.
- o) Determining the grant, vest and exercise of option in case of employees who are on long leave;
- p) Determining the pricing/re-pricing of the stock options.
- q) Liaising with the trustee / custodian of any employee share scheme which is created by the Company for the benefit of employees or Directors.
- r) Reviewing the ongoing appropriateness and relevance of the remuneration policy.
- s) Ensuring that all provisions regarding disclosure of remuneration, including pensions, are fulfilled.
- u) Such other matters as may be required to be considered as per the provisions of the Act, the SEBI Listing Regulations and other applicable statutes for the time being in force.

The Chairman of the Nomination and Remuneration Committee apprises the Board of Directors about the significant discussions of the Nomination and Remuneration Committee Meeting.

Performance Evaluation of Criteria for Independent Directors

The procedure for selection and appointment of Board Members along with procedure of performance evaluation of the Independent Directors of the Company is set out in the Remuneration Policy of the Company. The Remuneration Policy can be accessed at the website of the Company at: <https://www.ramkrishnaforgings.com/investors/policy/Remuneration-policy-18.01.2022.pdf>.

C. STAKEHOLDERS RELATIONSHIP COMMITTEE

The Company has in place a Stakeholders Relationship Committee of Directors constituted in terms of Section 178(5) of the Act and Regulation 20 read with Schedule II Part D of the SEBI Listing Regulations. The Committee specifically looks into various aspects of interest of the equity shareholders of the Company. It considers and resolves the grievances of the shareholders of the Company including complaints related to transfer and transmission of shares, non-receipt of annual reports and non-receipt of declared dividends and such other grievances as may be raised by the shareholders.

The Stakeholders Relationship Committee comprises of 3 (three) Non-Executive Independent Directors namely:

- 1) Mr. Ram Tawakya Singh, Chairman
- 2) Mr. Yudhisthir Lal Madan, Member
- 3) Mr. Padam Kumar Khaitan, Member[#]

*Ms. Aditi Bagri, (DIN: 06943139) resigned as an Independent Director of the Company on 27 April, 2022 and accordingly ceased to be a Member of the Stakeholders Relationship Committee.

[#]Mr. Padam Kumar Khaitan, Independent Director (DIN: 00019700) was inducted as Member of the Stakeholders Relationship Committee by the Board of Directors at their meeting held on 3 May, 2022.



Corporate Governance Report for the Financial Year 2022-23

Meetings and Attendance

During the Financial Year 2022-23, the Stakeholders Relationship Committee met 4 (four) times as follows.

Sl. No.	Dates	Strength	No. of Directors Present
1	2 May, 2022	2	2
2	21 July, 2022	3	3
3	21 October, 2022	3	3
4	19 January, 2023	3	3

Attendance record at the Stakeholders Relationship Committee meeting:

Sl. No.	Name	Category	No. of Meetings held during the Financial Year	No. of Meetings Attended
1.	Mr. Ram Tawakya Singh	Chairman, Independent Director	4	4
2.	Mr. Yud histhir Lal Madan	Member, Independent Director	4	4
3.	Mr. Padam Kumar Khaitan	Member, Independent Director	4	3

The role of the Committee *inter-alia* includes the following:

- Resolving the grievances of the security holders of the listed entity including complaints related to transfer/transmission of shares, non-receipt of annual report, non-receipt of declared dividends, issue of new/duplicate certificates, general meetings etc.
- Review of measures taken for effective exercise of voting rights by shareholders.
- Review of adherence to the service standards adopted by the listed entity in respect of various services being rendered by the Registrar & Share Transfer Agent.
- Review of the various measures and initiatives taken by the listed entity for reducing the quantum of unclaimed dividends and ensuring timely receipt of dividend warrants/annual reports/statutory notices by the shareholders of the company.
- Such other matters as may be required to be considered as per the provisions of the Act, the SEBI Listing Regulations and other applicable statutes for the time being in force.

Name and Designation of the Compliance Officer

Mr. Rajesh Mundhra, Company Secretary and Compliance Officer, is the designated official of the Company as per Regulation 46 of the SEBI Listing Regulations, responsible for assisting and handling investor grievances. He can be contacted at:

Ramkrishna Forgings Limited

Registered Office: 23, Circus Avenue, Kolkata – 700017

Phone: +91 33 7122 0900

Email: secretarial@ramkrishnaforgings.com

Details of Shareholders' Complaints received and redressed during the Financial Year:

The details regarding complaints received and resolved during the Financial Year 2022-23 are as follows:

Opening Balance	Received during the year	Resolved during the year	Closing Balance
0	54	54	0

D. RISK MANAGEMENT COMMITTEE

Pursuant to Regulation 21 read with Schedule II Part D of the SEBI Listing Regulations, the top 1,000 (One Thousand) Listed Companies based on market capitalisation as on the end of the Financial Year are required to constitute a Risk Management Committee of the Company. Accordingly, the Board at its meeting held on 26 July, 2021, constituted an independent Risk Management Committee consisting of four (4) members of the Board of Directors. The Risk Management Committee is responsible for identifying, assessing, managing and reporting of risks. The Committee is also be responsible for providing oversight to the Board of Directors who have sole responsibility for overseeing all risks. The Company Secretary acts as the secretary to the Committee.

Corporate Governance Report for the Financial Year 2022-23

Composition

The Risk Management Committee comprises of four (4) Directors namely:

1. Mr. Sandipan Chakravortty, Chairman
2. Mr. Ranaveer Sinha, Member
3. Mr. Chaitanya Jalan, Member
4. Mr. Lalit Kumar Khetan, Member

Mr. Rajesh Mundhra, Company Secretary & Compliance Officer also acts as the Chief Risk Officer of the Company

Meetings and Attendance

During the Financial Year 2022-23 the Risk Management Committee met 2 (two) times.

1. The details of the Risk Management Committee meetings held during the year are as follows:

Sl. No.	Dates	Strength	Presence of Directors
1.	19 September, 2022	4	3
2.	23 December, 2022	4	4

2. Attendance Record at the Risk Management Committee Meeting:

Sl. No.	Name	Category	No. of Meetings held during the Financial Year	No. of Meeting(s) attended
1.	Mr. Sandipan Chakravortty	Chairman, Independent Director	2	2
2.	Mr. Ranaveer Sinha	Member, Independent Director	2	2
3.	Mr. Chaitanya Jalan	Member, Whole-time Director	2	1
4.	Mr. Lalit Kumar Khetan	Member, Whole-time Director	2	2

The necessary quorum was present in all the meetings.

Terms of Reference

- a) Identification of internal and external risks specifically faced by the listed entity, in particular including financial, operational, sectoral, sustainability, (particularly ESG related risks), information, cyber security risks or any other risk as may be determined by the Committee.
- b) Measures for risk mitigation including systems and processes for internal control of identified risks.
- c) Business continuity plan.
- d) To ensure that appropriate methodology, processes, and systems are in place to monitor and evaluate risks associated with the business of the Company;
- e) To monitor and oversee implementation of the risk management policy, including evaluating the adequacy of risk management systems;
- f) To periodically review the risk management policy, at least once in two years, including by considering the changing industry dynamics and evolving complexity;
- g) To keep the board of directors informed about the nature and content of its discussions, recommendations, and actions to be taken; and
- h) The appointment, removal, and terms of remuneration of the Chief Risk Officer (if any) shall be subject to review by the Risk Management Committee.
- i) Such other matters as may be required to be considered as per the provisions of the Act, the SEBI Listing Regulations and other applicable statutes for the time being in force.

The Chairman of the Risk Management Committee apprises the Board of Directors about the significant discussions of the Risk Management Committee Meeting.



Corporate Governance Report for the Financial Year 2022-23

E. CORPORATE SOCIAL RESPONSIBILITY COMMITTEE

The Corporate Social Responsibility (CSR) Committee has formulated and adopted the CSR Policy of the Company. It discusses the activities to be undertaken in the CSR Policy; recommend the amount of expenditure to be incurred on the activities referred and monitor the CSR activities of the Company and also to review and amend the CSR Policy of the Company from time to time.

Pursuant to the recommendation of the CSR Committee of the Company, the Board of Directors at its meeting held on 2 May, 2022 approved the Annual Action Plan of the CSR expenditures to be incurred during the Financial Year 2022-23. The Annual Action Plan for the Financial Year 2022-23 can be viewed at <https://www.ramkrishnaforgings.com/investors/annual-action-plan/CSR-Annual-Action-Plan-22-23.pdf>.

The Company has formed four 4 (four) CSR 'Yojanas' under which it does expenditures for its CSR projects. The 4 (four) Yojanas are as follows:

- 1) Ramkrishna Siksha Yojana
- 2) Ramkrishna Swastha Yojana
- 3) Ramkrishna Jankalyan Yojana
- 4) Ramkrishna Sanskriti Yojana

The Company Secretary acts as the Secretary to the Committee.

The Corporate Social Responsibility Committee of the Board comprises of 3 (three) Directors namely:

- 1) Mr. Ram Tawakya Singh, Chairman
- 2) Mr. Mahabir Prasad Jalan, Member
- 3) Mr. Naresh Jalan, Member

Meetings and Attendance

- a) During the Financial Year 2022-23, the Committee met 4 (four) times, the details of which are as follows:

Sl. No.	Dates	Strength	Presence of Directors
1	2 May, 2022	3	3
2	21 July, 2022	3	3
3	21 October, 2022	3	3
4	19 January, 2023	3	3

- b) Attendance record at the Corporate Social Responsibility Committee meeting:

Sl. No.	Name	Category	No. of Meetings held during the Financial Year	No. of Meeting(s) attended
1.	Mr. Ram Tawakya Singh	Chairman, Independent Director	4	4
2.	Mr. Mahabir Prasad Jalan	Member, Whole-time Director	4	4
3.	Mr. Naresh Jalan	Member, Managing Director	4	4

Terms of Reference

The scope and functions of the Committee would be as specified by the constituted Committee to make it compatible with the requirements of Section 135(1) of the Act.

The terms of reference of the Corporate Social Responsibility Committee includes the followings:-

- a) formulate and recommend to the Board, a CSR policy, indicating the activities to be undertaken as specified in Schedule VII of the Act;
- b) recommend the amount of expenditure to be incurred on the activities indicated in the CSR policy; and
- c) monitor the CSR policy of the Company from time to time.
- d) Such other matters as may be required to be considered as per the provisions of the Act, the SEBI Listing Regulations and other applicable statutes for the time being in force.

Corporate Governance Report for the Financial Year 2022-23

F. MANAGEMENT AND FINANCE COMMITTEE

Composition

The Management and Finance Committee of the Board comprises of 4 (four) Directors namely:

- 1) Mr. Mahabir Prasad Jalan
- 2) Mr. Naresh Jalan
- 3) Mr. Padam Kumar Khaitan
- 4) Mr. Amitabha Guha

The Management and Finance Committee meetings are also attended by the Finance Director, Chief Financial Officer (CFO), and the respective Departmental Heads, as and when required. The Company Secretary acts as the Secretary to the Committee.

Meetings and Attendance

During the Financial Year 2022-23 the Committee met 5 (five) times as follows:

Sl. No.	Dates	Strength	Presence of Directors
1	18 August, 2022	4	2
2	2 November, 2022	4	2
3	2 December, 2022	4	2
4.	30 December, 2022	4	2
5	21 March, 2023	4	2

Attendance record at the Management and Finance Committee meeting:

Sl. No.	Dates	Strength	Presence of Directors
1	Mr. Mahabir Prasad Jalan	5	0
2	Mr. Naresh Jalan	5	0
3	Mr. Padam Kumar Khaitan	5	5
4.	Mr. Amitabha Guha	5	5

Terms of Reference

The Committee acts in accordance with the provisions of the Act, the SEBI Listing Regulations and any other applicable laws and also monitors and reviews day-to-day financial and legal matters of the Company. The Minutes of the Committee is placed at the subsequent Board Meeting for noting.

The terms of reference of the Management and Finance Committee include the followings:

- a) To borrow monies (Secured and/or Unsecured) from Bank(s)/ NBFC(s)/ Financial Institution(s) within the limits as approved by the Board and to take working capital loan of any amount within the Maximum Permissible Bank Finance (MPBF) Limits of Banks/Financial Institutions from time to time and car loans for employees/Directors and accept the sanction letters.
- b) To borrow monies as term loans (Secured and/or Unsecured) from Bank(s)/NBFC(s)/Financial Institution(s) within the limits as approved by the Board and accept the sanction letters.
- c) To undertake opening/closure of the bank account.
- d) To institute or withdraw any suit or other legal proceedings, to refer to arbitration any dispute or difference and to prosecute or defend any bankruptcy or insolvency proceedings.
- e) To apply for PF, ESI and any other registration/licence that will be required by the Company in the normal course of business and authorise appointment or changes in the Authorised signatories for above.
- f) To appoint occupier under the Factories Act.
- g) Approve appointment or changes of authorized signatories for bank accounts.
- h) Authorize for affixation of Common Seal of the Company on any or all documents as required by the Bank/Banks for execution of documents.
- i) Empower any of its officer/officers of the Company either singly or jointly to negotiate the terms and conditions for the sanction of loan, and to execute any documents for any facility granted by the Banks/Financial Institutions.



Corporate Governance Report for the Financial Year 2022-23

- j) Empower any of the officer/officers of the Company to execute/ file the requisite particulars of charge with the Registrar of Companies upon execution of the Deed of Hypothecation/ Indenture/ Unattested Deed of Hypothecation or any other documents from time to time.
- k) To provide Corporate Guarantee/additional Corporate Guarantee to any Bank for enhancement of working capital for the subsidiary of the Company.
- l) To create hypothecation/mortgage over the assets of the Company.
- m) To authorise the Committee to deal with such matters which has been specifically delegated to the Committee by the Board of Directors.

G. CAPITAL MARKET COMMITTEE

Composition

The Capital Market Committee of the Board comprises of 4 (four) Directors namely:

- 1) Mr. Padam Kumar Khaitan, Chairman
- 2) Mr. Amitabha Guha, Member
- 3) Mr. Lalit Kumar Khetan, Member
- 4) Mr. Chaitanya Jalan, Member

The Company Secretary acts as the Secretary to the Committee.

Meetings and Attendance

During the Financial Year 2022-23 the Committee has met 2 (two) times as follows:

Sl. No.	Dates	Strength	Presence of Directors
1	20 October, 2022	4	3
2	26 October, 2022	4	4

Attendance record at the Capital Market Committee meeting:

Sl. No.	Name	Category	No. of Meetings held during the Financial Year	No. of Meeting(s) attended
1.	Mr. Padam Kumar Khaitan	Chairman, Independent Director	2	2
2.	Mr. Amitabha Guha	Member, Independent Director	2	2
3.	Mr. Lalit Kumar Khetan	Member, Whole-time Director	2	2
4.	Mr. Chaitanya Jalan	Member, Whole-time Director	2	1

Terms of Reference

The Terms of Reference of the Capital Market Committee *inter-alia* includes the following:

- a) To appoint various agencies including legal advisor(s), registrar and other agencies (if any) and to enter into agreement(s), arrangement(s), documents, papers etc. in connection with the Preferential Allotment and to authorize, approve and pay commission, fees, remuneration, expenses and / or any other charges to the applicable agencies / persons and to give them such directions or instructions as it may deem fit from time to time;
- b) To take necessary action(s) and step(s) for obtaining relevant approvals from SEBI, the Stock Exchanges, or such other authorities, whether regulatory or otherwise, as may be necessary in relation to the Preferential Issue of equity shares/ preference shares/warrants or shares arising out of its conversion of convertible securities;
- c) To finalise the Issue Documents and any other documents as may be required and to file the same with concerned authorities and issue the same to the concerned person(s) in terms of the Issue Documents or any other agreement(s) entered into by the Company in the ordinary course of business;
- d) To approve, finalize and issue in such newspapers as it may deem fit and proper all notices, including any advertisement(s)/ supplement(s)/ corrigendum required to be issued in terms of SEBI ICDR Regulations or other applicable SEBI guidelines and regulations or in compliance with any direction from SEBI and/or such other applicable authorities;
- e) To open bank account(s) with any nationalised bank / private bank / scheduled bank for the purpose of receiving applications along with application monies and handling refunds in respect of the Preferential Allotment;

Corporate Governance Report for the Financial Year 2022-23

- f) To allot preference Shares/or equity shares/warrants in consultation with the Legal Advisor(s), the registrar and to do all necessary acts, execution of documents, undertakings, etc. with National Securities Depository Limited and/or Central Depository Services (India) Limited, in connection with admitting the equity shares allotted on conversion of warrants or such convertible securities issued on preferential basis;
- g) To take such actions as may be required in connection with the creation of separate ISIN for the credit of preference shares/ warrants allotted on preferential basis;
- h) To decide the mode and manner of allotment of preference shares/equity shares/warrants and shares on conversion of such convertible securities;
- i) To settle any question, difficulty or doubt that may arise in connection with the Preferential Allotment including the issue and allotment of preference shares and/or equity shares and/or /warrants as aforesaid and to do all such acts, deeds and things as the Board may in its absolute discretion consider necessary, proper, desirable or appropriate for settling such question, difficulty or doubt and making allotment of equity shares upon conversion of convertible securities; and
- j) To take all such steps or actions and give all such directions as may be necessary or desirable in connection with the Preferential Allotment and also to settle any question, difficulty or doubt that may arise in connection with the Preferential Allotment including the issuance and allotment of preference shares/equity shares/warrants as aforesaid and to do all such acts and deeds in connection therewith and incidental thereto, as the Capital Market Committee may in its absolute discretion deem fit.

H. INVESTMENT COMMITTEE

Composition

The Investment Committee of the Board comprises of 4 (four) Directors namely:

- 1) Mr. Amitabha Guha, Chairman
- 2) Mr. Partha Sarathi Bhattacharyya, Member
- 3) Mr. Sandipan Chakravorty, Member
- 4) Mr. Naresh Jalan, Member

The Company Secretary acts as the Secretary to the Committee.

Meetings and Attendance

During the Financial Year 2022-23 the Investment Committee met 1 (one) time as follows:

Sl. No.	Dates	Strength	Presence of Directors
1	18 January, 2023	4	4

Attendance record at the Investment Committee meeting:

Sl. No.	Name	Category	No. of Meetings held during the year	No. of Meetings Attended
1.	Amitabha Guha	Chairman, Independent Director	1	1
2.	Partha Sarathi Bhattacharyya	Member, Independent Director	1	1
3.	Sandipan Chakravorty	Member, Independent Director	1	1
4.	Naresh Jalan	Member, Managing Director	1	1

Terms of Reference

The Terms of Reference of the Investment Committee *inter-alia* includes the following:

- a) Finalising the financial proposal and acquisition structure in relation to the company and its subsequent modifications, if any;
- b) Finalising the quantum and manner of investment in relation to the acquisition of the company and its subsequent modifications, if any;
- c) Finalising and approving the plan proposing the insolvency resolution of the company including the quantum and manner of any further investment under the CIRP and its subsequent modifications, if any;
- d) Authorising such persons as may be required to undertake the requisite actions in relation to the acquisition of the company, including executing of the resolution plan, agreements, affidavits and the ancillary documents thereof;

Corporate Governance Report for the Financial Year 2022-23

- e) Finalising the quantum and manner of any further investment into the Company;
- f) Accept the sanction letter issued by any Bank/Financial Institution for financing of acquisition of the Company, if any;
- g) Authorize Company officials of the Company to negotiate the terms and conditions of the sanction/agreement in regard of financing;
- h) Authorize officials of the Company to execute related agreement, affidavits and documents in regard of financing;
- i) Affix common seal as per the Articles of Association of the Company, if required; and
- j) Considering and undertaking any other matter incidental/ancillary to the acquisition of the company and any further investment into the company that has been acquired.

Remuneration of Directors

Criteria of making payments to Non-Executive Directors

Criteria for making payments to the Non-Executive Directors of the Company has been set out in the Remuneration Policy of the Company. The Remuneration Policy is available on the website of the Company and can be accessed at <https://www.ramkrishnaforgings.com/investors/policy/Risk-Management-Policy-Final.pdf>.

Details of Remuneration paid to the Whole-time Directors

The details of the remuneration paid to the Whole-time Directors of the Company for the Financial Year 2022-23 are as follows:
(₹ in Lakhs)

Sl. No.	Name of Managing Director/ Whole-time Director	Salary	Other Benefits	Total
1.	Mr. Mahabir Prasad Jalan	165.60	157.46	323.06
2.	Mr. Naresh Jalan	204.44	221.83	426.27
3.	Mr. Pawan Kumar Kedia*	29.16	49.32	78.48
4.	Mr. Chaitanya Jalan#	28.80	134.52	163.32
5.	Mr. Lalit Kumar Khetan#	57.24	105.68	162.92
Total		485.24	668.81	1,154.05

*Mr. Pawan Kumar Kedia was re-appointed as a Whole-time Director w.e.f 1 April, 2022 and further has been re-appointed as a Whole-time Director for 1 (one) year w.e.f 1 April, 2023.

#Approvals for revision of Remuneration payable to Mr. Chaitanya Jalan and Mr. Lalit Kumar Khetan were obtained from the Shareholders of the Company through Postal Ballot on 28 March, 2023.

Note:

- (a) Mr. Mahabir Prasad Jalan is the father of Mr. Naresh Jalan and Mr Naresh Jalan is the father of Mr. Chaitanya Jalan, apart from the 3 (three) of them, none of the other Directors are in any way related to each other.
- (b) Salary represents Basic Salary, Other Benefits include House Rent Allowance and other Allowances, Medical Reimbursement, Bonus, Leave Travel Allowance/Re-imburements, Perquisites, Lease Rent, Contribution to National Pension Scheme, Leave encashment and Contribution to Provident Fund, Commission paid to Managing Director and Wholetime Director but excludes Provision for Leave Encashment and Gratuity, if applicable, which is based on actuarial valuation provided on overall basis in the books of accounts. However, the Chairman and the Managing Director of the Company have opted not to take Leave Encashment/Gratuity benefit from the Company and accordingly same has not accounted for in the books.
- (c) The appointment of Whole-time Directors is governed, in general, by resolution passed by the Board, Nomination & Remuneration Committee & shareholders of the Company which covers the terms and conditions, including remuneration, of such appointment. The Remuneration paid to Whole-time Directors are in accordance with the approval of the Shareholders of the Company and are generally fixed in nature. The Commission payable to Whole-time Directors is decided by the Nomination and Remuneration Committee, Audit Committee and Board of Directors as per the Remuneration Policy of the Company.
- (d) No separate service contract is being/has been entered with the Company. There are no specific provisions prevailing regarding severance fee in the resolution for the appointment. The notice period is governed by the applicable provisions and guidelines.
- (d) Mr. Mahabir Prasad Jalan, Mr. Naresh Jalan and Mr. Chaitanya Jalan, being the promoters (and/or belonging to Promoter Group) of the Company are not eligible for grant of Employee Stock Options (ESOPs) under the ESOP Scheme 2015 of the Company. During the Financial Year 2022-23, Mr. Pawan Kumar Kedia exercised 11,220 (eleven thousand two hundred and twenty) ESOPs in accordance with the conditions as outlined in the ESOP Scheme, 2015.

Corporate Governance Report for the Financial Year 2022-23

Details of Sitting Fees paid to Non-Executive Independent Directors

The Non-Executive Independent Directors of the Company have not been paid any other remuneration apart from the eligible sitting fees for attending various Board & Committee meetings in accordance with the Remuneration Policy of the Company. The Non-Executive Directors do not have any material pecuniary relationship or transaction with the Company. The details of the Sitting fees paid to the Non-Executive Directors for attending Board & Committee Meetings for the Financial Year 2022-23 are as follows:

(₹ in Lakhs)

Sl. No.	Name of the Director	Sitting Fees for Board & Committee Meetings (including Independent Directors Meeting)
1.	Mr. Ram Tawakya Singh	9.60
2.	Mr. Padam Kumar Khaitan	8.40
3.	Mr. Amitabha Guha	9.90
4.	Mr. Yudhisthir Lal Madan	10.80
5.	Mr. Sandipan Chakravorty	10.15
6.	Mr. Partha Sarathi Bhattacharyya	7.65
7.	Mr. Ranaveer Sinha	6.50
8.	Mrs. Rekha Shreeratan Bagry	6.00
9.	Mr. Sanjay Kothari	6.00
Total		75.00

General Body Meetings:

a) The details of the last 3 (three) Financial Years Annual General Meetings are given below:

Financial Year	Details of Location	Date	Time	No. of Special Resolutions Passed
2021-22	Through Video Conferencing or Other Audio Visual Means (OAVM) from its Registered Office at 23, Circus Avenue, Kolkata - 700017	17 September, 2022	11:45 A.M. (I.S.T)	Nil
2020-21	Through Video Conferencing or Other Audio Visual Means (OAVM) from its Registered Office at 23, Circus Avenue, Kolkata - 700017	25 September, 2021	11:30 A.M. (I.S.T)	3
2019-20	Through Video Conferencing or Other Audio Visual Means (OAVM) from its registered office at 23, Circus Avenue, Kolkata - 700017	19 September, 2020	11:30 A.M. (I.S.T)	Nil

b) The details of the Extra Ordinary General Meeting held during the Financial Year 2022-23:

Type of Meeting	Details of Location	Date	Time	No. of Special Resolution Passed
Extra Ordinary General Meeting	Through Video Conferencing or Other Audio Visual Means (OAVM) from its Registered Office at 23, Circus Avenue, Kolkata - 700017	12 October, 2022	11:00 A.M. (I.S.T)	Issue of upto 46,00,000 (Forty Six Lakhs only) Warrants each convertible into, or exchangeable for, one equity share of ₹ 2/- each of the Company within the period of 18 (eighteen months) in accordance with the applicable laws to the Promoter of the Company and Non-Promoter Persons / Entity

c) Procedure for Postal Ballot

In compliance with the provisions of the Act, read with the appropriate rules made thereunder, the SEBI Listing Regulations and the Secretarial Standard - 2 on General Meetings as issued by the Institute of Company Secretaries of India, the Company provides electronic voting (e-voting) facility to all its Members. The Company engages the services of KFin Technologies Limited (Formerly KFin Technologies Private Limited), the Registrar and Share Transfer Agents (RTA) of the Company for the purpose of providing e-voting facility to all its Members. In accordance with General Circular No.



Corporate Governance Report for the Financial Year 2022-23

11/2022 dated 28 December, 2022, General Circular No. 3/2022 dated 5 May, 2022, General Circular No. 20/2021 dated 8 December, 2021, General Circular No. 39/2020 dated 31 December, 2020, General Circular No. 14/2020 dated 8 April, 2020, the General Circular No. 17/2020 dated 13 April, 2020, the General Circular No. 22/2020 dated 15 June, 2020 and the General Circular No. 33/2020 dated 28 September, 2020 issued by the Ministry of Corporate Affairs ("MCA Circulars") (including any statutory modification or re-enactment thereof for the time being in force, and as amended from time to time) and the postal ballot notice was sent in electronic mode only to those shareholders whose e-mail addresses were registered with the Company or Depository Participant / Depository / KFin Technologies Limited, the Company's RTA. Further, the shareholders only had the option to vote through remote e-voting and voting through physical ballot papers was not provided. The Company also published notice in the newspapers declaring the details of completion of dispatch and other requirements as mandated under the Act and applicable rules. Voting rights were reckoned on the paid-up value of the shares registered in the names of the Members as on the cut-off date. Members who desired to exercise their votes by electronic mode were requested to vote before close of business hours on the last date of e-voting. The Postal Ballot was kept open for a period of 30 (thirty) days and thereafter, the scrutinizer submitted her/his report to the Chairperson or a person authorised by him in writing, to countersign the report, after the completion of scrutiny and the consolidated results of voting by postal ballot were then announced to the respective Stock Exchanges. The results were also displayed on the Company's website at www.ramkrishnaforgings.com besides being communicated to the Stock Exchanges & RTA. The Resolution(s), when passed by requisite majority, are deemed to have been passed on the last date specified by the Company for receipt of duly completed postal ballot forms or e-voting.

d) Postal Ballot

The details of the previous postal ballots are available on the website of the Company, at <https://www.ramkrishnaforgings.com/notice.html>.

Particulars	Postal Ballot (1)	Postal Ballot (2)																					
Postal Ballot Notice Date	3 May, 2022	20 January, 2023																					
Completion date of dispatch of Postal Ballot Notice	13 June, 2022	24 February, 2023																					
Remote e-Voting Period	Open for 30 days i.e. from 15 June, 2022 to 14 July, 2022	Open for 30 days i.e. from 27 February, 2023 to 28 March, 2023																					
Resolutions Transacted	<table border="1"> <thead> <tr> <th>Sl. No.</th> <th>Type of Resolution</th> <th>Resolution</th> </tr> </thead> <tbody> <tr> <td>1.</td> <td>Special Resolution</td> <td>Appointment of Mrs. Rekha Shreeratan Bagry (DIN: 08620347) as Woman Independent Director of the Company for a term of 5 (five) consecutive years</td> </tr> <tr> <td>2.</td> <td>Special Resolution</td> <td>Appointment of Mr. Sanjay Kothari (DIN: 00258316) as an Independent Director of the Company for a term of 5 (five) consecutive years</td> </tr> </tbody> </table>	Sl. No.	Type of Resolution	Resolution	1.	Special Resolution	Appointment of Mrs. Rekha Shreeratan Bagry (DIN: 08620347) as Woman Independent Director of the Company for a term of 5 (five) consecutive years	2.	Special Resolution	Appointment of Mr. Sanjay Kothari (DIN: 00258316) as an Independent Director of the Company for a term of 5 (five) consecutive years	<table border="1"> <thead> <tr> <th>Sl. No.</th> <th>Type of Resolution</th> <th>Resolution</th> </tr> </thead> <tbody> <tr> <td>1.</td> <td>Ordinary Resolution</td> <td>Re-appointment of Mr. Pawan Kumar Kedia (DIN: 00375557) as Whole-time Director of the Company</td> </tr> <tr> <td>2.</td> <td>Special Resolution</td> <td>Approval for revision of remuneration of Mr. Lalit Kumar Khetan (DIN: 00533671), Whole-time Director of the Company</td> </tr> <tr> <td>3.</td> <td>Special Resolution</td> <td>Approval for revision of remuneration of Mr. Chaitanya Jalan (DIN: 07540301), Whole-time Director of the Company</td> </tr> </tbody> </table>	Sl. No.	Type of Resolution	Resolution	1.	Ordinary Resolution	Re-appointment of Mr. Pawan Kumar Kedia (DIN: 00375557) as Whole-time Director of the Company	2.	Special Resolution	Approval for revision of remuneration of Mr. Lalit Kumar Khetan (DIN: 00533671), Whole-time Director of the Company	3.	Special Resolution	Approval for revision of remuneration of Mr. Chaitanya Jalan (DIN: 07540301), Whole-time Director of the Company
Sl. No.	Type of Resolution	Resolution																					
1.	Special Resolution	Appointment of Mrs. Rekha Shreeratan Bagry (DIN: 08620347) as Woman Independent Director of the Company for a term of 5 (five) consecutive years																					
2.	Special Resolution	Appointment of Mr. Sanjay Kothari (DIN: 00258316) as an Independent Director of the Company for a term of 5 (five) consecutive years																					
Sl. No.	Type of Resolution	Resolution																					
1.	Ordinary Resolution	Re-appointment of Mr. Pawan Kumar Kedia (DIN: 00375557) as Whole-time Director of the Company																					
2.	Special Resolution	Approval for revision of remuneration of Mr. Lalit Kumar Khetan (DIN: 00533671), Whole-time Director of the Company																					
3.	Special Resolution	Approval for revision of remuneration of Mr. Chaitanya Jalan (DIN: 07540301), Whole-time Director of the Company																					
Scrutinizer conducted the Postal Ballot Process	Mr. Raj Kumar Banthia, Partner, MKB & Associates, Company Secretaries (Membership No. 17190) (FRN: P2010WB042700)	Mr. Raj Kumar Banthia, Partner, MKB & Associates, Company Secretaries (Membership No. 17190) (FRN: P2010WB042700)																					
Date of declaration of Postal Ballot Result	15 July, 2022 (Effective date of passing the Resolution 14 July, 2022)	30 March, 2023 (Effective date of passing of Resolution 28 March, 2023)																					
Link of Result placed at website	https://www.ramkrishnaforgings.com/investors/notices/Postal-Ballot-Result-15-July-2022.pdf	https://www.ramkrishnaforgings.com/investors/notices/postal-ballot-e-voting-result-and-scrutinizer-report-30-March-2023.pdf																					

Corporate Governance Report for the Financial Year 2022-23

Means of Communication:

a) **Quarterly results & Newspaper wherein Financial Results are published:** The Company's quarterly results are published in 'Business Standard' (all editions), 'Financial Express' (all editions), 'Business Line' (all editions) and 'Aaj Kal' Bengali (vernacular) newspaper and are displayed on the website of the Company at www.ramkrishnaforgings.com.

b) **Website:** The Company's website www.ramkrishnaforgings.com contains a separate dedicated section called 'Investors' where all the shareholder's information are available. Mandatory Disclosures which are required to be made as per Regulation 46 of the SEBI Listing Regulations can be accessed at the following link: <https://www.ramkrishnaforgings.com/disclosure-under-regulation-46-of-the-sebi-lodr-regulations.html>.

Further, all necessary announcements are made available on the website of the Stock Exchanges where the equity shares of the Company are listed i.e. BSE Limited (<https://www.bseindia.com/>) and National Stock Exchange of India Limited (<https://www.nseindia.com/>) within statutory timelines.

The Company's Annual Report is also available in a user friendly and downloadable form on the website of the Company.

c) **News releases, presentations, among others:** All the Press Releases and presentations are sent to the Stock Exchanges where the equity shares of the Company are listed and are displayed on website of the Company.

Press Releases made by the Company can be accessed at the following link: <https://www.ramkrishnaforgings.com/press-releases.html>.

d) **Presentations to institutional investors/analysts:** Detailed presentations are made to institutional investors and financial analysts on the Company's unaudited quarterly as well as audited annual financial results through earnings call. The Company also makes presentations at various investor's interactions through Conferences and other meetings. Investor Presentations can be accessed at the following link: <https://www.ramkrishnaforgings.com/BSE-NSE-communication.html> and on the website of the Stock Exchanges where the equity shares of the Company are listed i.e. BSE Limited (www.bseindia.com) and National Stock Exchange of India Limited (www.nseindia.com).

We.f 1 April, 2022, the Company also uploads the Audio Recordings of the Earnings Call on the website of the Company and on the website of the Stock Exchanges, earlier of the next trading day or 24 (twenty-four) hours from the conclusion of such calls. Audio Recordings can be accessed at the following link: <https://www.ramkrishnaforgings.com/audio-video-recordings.html>.

The Transcripts of such earnings call are also made available on the website within (five) working days from the conclusion of such calls. Earnings Transcripts can be accessed at the following link: <https://www.ramkrishnaforgings.com/call-transcript.html>.

General Shareholders Information

Annual Report: The Annual Report containing, *inter-alia*, the Audited Standalone Financial Statement, Consolidated Financial Statement, Director's Report, Statutory Auditor's Report, Corporate Governance Report, Business Responsibility and Sustainability Report and other important information's are circulated to shareholders and others entitled thereto.

SEBI Complaints Redress System (SCORES): The investor complaints are processed in a centralised web-based complaints redress system. The salient features of this system are: centralised database of all complaints, online upload of Action Taken Reports (ATRs) by concerned companies and online viewing by investors of actions taken on the complaint and its current status.

Dedicated email id –

secretarial@ramkrishnaforgings.com

Company Registration Details:

The Company is having its registered office in Kolkata in the State of West Bengal, India. The Corporate Identity Number (CIN) allotted to the Company by the Ministry of Corporate Affairs (MCA) is L74210WB1981PLC034281.

1) Annual General Meeting:

Date & Time : 16 September, 2023

Venue : Video Conferencing/Other Audio Visual Means (VC/OAVM)

2) Financial Year:

The Financial Year of the Company is 1 April, 2022 to 31 March, 2023.

The probable dates for the publication of the quarterly and annual results for the Financial Year 2023-24 will be within the period as mentioned in the SEBI Listing Regulations and subsequent amendments, if any.



Corporate Governance Report for the Financial Year 2022-23

3) Dividend Payment Date:

Interim Dividends for the Financial Year 2022-23 as declared/to be declared by the Board of Directors were paid/will be paid to the shareholders of the Company within the statutory timelines.

Final Dividend, approved by the Shareholders are paid/will be paid to the shareholders of the Company within 30 (thirty) days from the date of conclusion of the Annual General Meeting.

4) Listing on Stock Exchange:

The Company's equity shares are listed on BSE Limited and National Stock Exchange of India Limited. Details are as below:

- 1) BSE Limited located at Phiroze Jeejeebhoy, Towers, Dalal Street, Mumbai – 400001
- 2) National Stock Exchange of India Limited (NSE) located at Exchange Plaza, C-1, Block G, Bandra - Kurla Complex, Bandra (E), Mumbai – 400051

The Company confirms that it has paid the Annual Listing Fees for the Financial Year 2022-23 to both the Stock Exchanges.

5) Stock Code: The scrip code as provided by BSE Limited is **532527**

The symbol as provided by NSE is **RKFORGE**

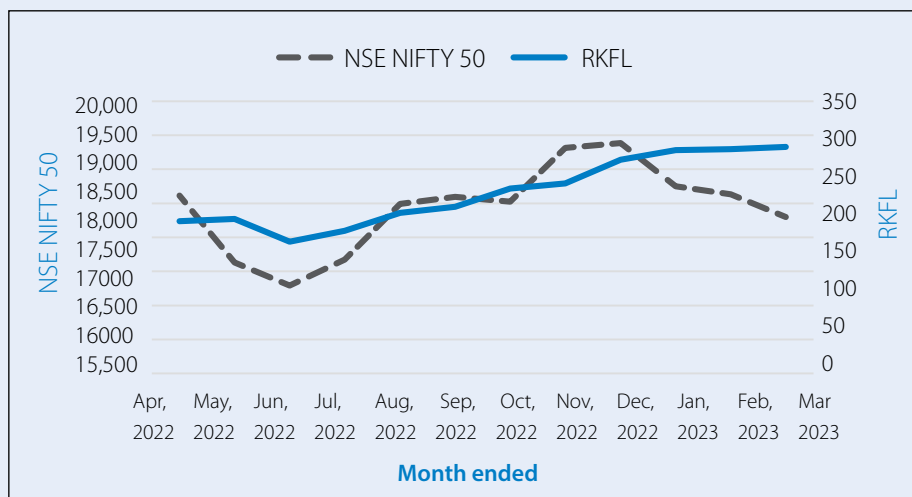
The ISIN no. as provided by the Depositories is **INE399G01023**

6) Market Price Data and the performance in comparison to S&P CNX NIFTY & BSE SENSEX

The high and low closing prices during each month of the Financial Year 2022-23 at NSE and BSE vis-a-vis the indices NSE NIFTY 50 and BSE SENSEX are as given below:

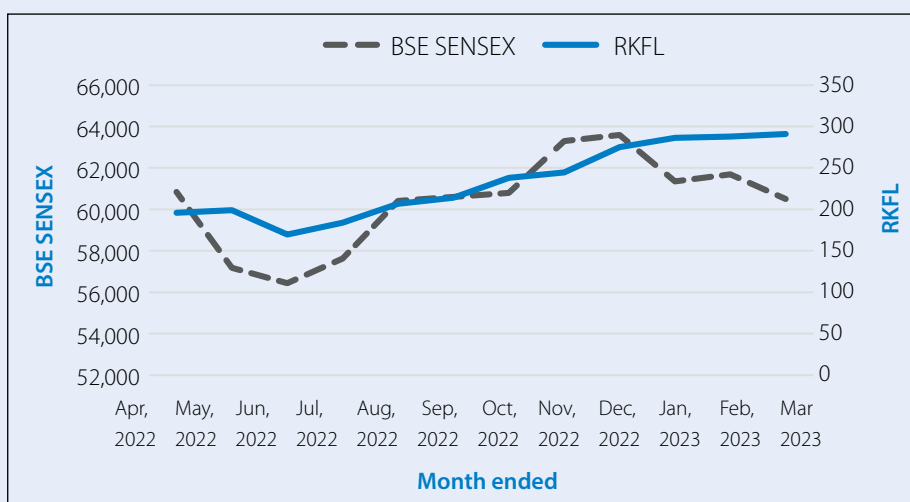
Months	SHARE PRICE NSE		SHARE PRICE BSE		NSE NIFTY 50		BSE SENSEX	
	High Price	Low Price	High Price	Low Price	High	Low	High	Low
Apr, 2022	196.00	159.20	196.00	159.55	18,114.65	16,824.70	60,845.10	56,009.07
May, 2022	198.85	151.00	198.80	150.95	17,132.85	15,735.75	57,184.21	52,632.48
Jun, 2022	169.45	146.00	169.55	145.50	16,793.85	15,183.40	56,432.65	50,921.22
Jul, 2022	183.45	154.10	183.90	154.20	17,172.80	15,511.05	57,619.27	52,094.25
Aug, 2022	206.70	177.55	206.75	176.60	17,992.20	17,154.80	60,411.20	57,367.47
Sep, 2022	214.40	175.75	214.15	175.50	18,096.15	16,747.70	60,676.12	56,147.23
Oct, 2022	237.90	196.50	238.00	194.65	18,022.80	16,855.55	60,786.70	56,683.40
Nov, 2022	244.50	217.55	244.40	216.30	18,816.05	17,959.20	63,303.01	60,425.47
Dec, 2022	274.95	221.30	275.05	218.60	18,887.60	17,774.25	63,583.07	59,754.10
Jan, 2023	287.00	243.20	286.40	243.40	18,251.95	17,405.55	61,343.96	58,699.20
Feb, 2023	288.40	244.70	288.00	244.75	18,134.75	17,255.20	61,682.25	58,795.97
Mar, 2023	291.50	257.20	290.75	257.00	17,799.95	16,828.35	60,498.48	57,084.91

Comparison chart of (high) price performance of the Company with NSE NIFTY 50



Corporate Governance Report for the Financial Year 2022-23

Comparison chart of (high) price performance of the Company with BSE SENSEX



7) Registrar and Share Transfer Agents:

KFin Technologies Limited
 (Formerly known as KFin Technologies Private Limited)
 Selenium Building, Tower B,
 Plot No. 31-32, Financial District,
 Nanakramguda, Serilingampally
 Hyderabad Rangareddi Telangana - 500 032
 Tel: +91 040 - 18003454001
 E mail: shyam.kumar@kfintech.com, einward.ris@kfintech.com

The details can also be accessed at the website of the Company at the following link:

<https://www.ramkrishnaforgings.com/contact-information-of-designated-officials%E2%80%93investor-grievances.html>

8) Share Transfer System:

The shareholders submit their share transfer related documents to the Registrar and Share Transfer Agent whose address is mentioned in the record. The Board has delegated the power to transfer the shares to the Company Secretary, who in turn provides report to the Stakeholders Relationship Committee.

Share transfers are processed and share certificates duly endorsed are delivered within the statutory timeline. All kinds of investor related services both for physical as well as electronic segments are provided from the share registry.

Annual certificate on compliance of share transfer formalities is obtained from a Practising Company Secretary pursuant to Regulation 40(9) & 40(10) of the SEBI Listing Regulations and a copy of the certificate was filed with the Stock Exchanges within the statutory timeline.

9) Distribution of shareholding as on 31 March, 2023:

Category (Shares)	No. of Holders	No. of Shares	% of Total Shares
1 – 5,000	59,363	81,70,582	5.11%
5,001 – 10,000	703	26,39,265	1.65%
10,001 - 20,000	367	27,39,396	1.71%
20,001 - 30,000	110	13,82,086	0.86%
30,001 - 40,000	78	13,75,113	0.86%
40,001 - 50,000	48	10,95,657	0.69%
50,001 - 1,00,000	97	35,06,280	2.20%
1,00,001 and above	124	13,89,81,156	86.92%
TOTAL	60,890	15,98,89,535	100.00%



Corporate Governance Report for the Financial Year 2022-23

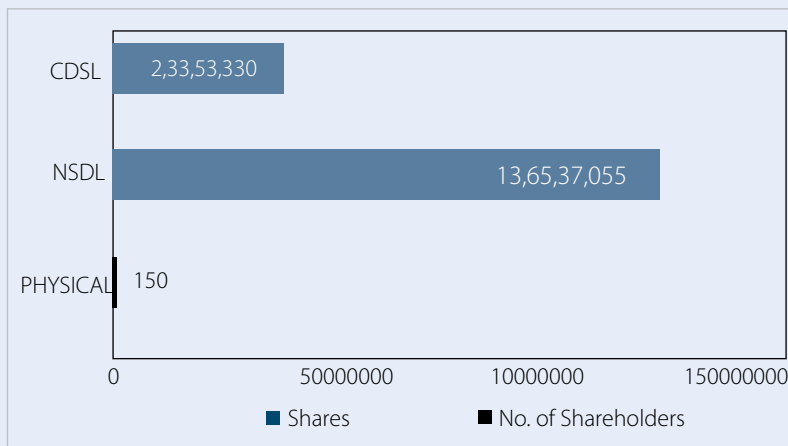
Pattern of Shareholding as on 31 March, 2023

Sl. No	Category	No. of Shares Held	% of Total Shares
1.	PROMOTERS & PROMOTERS GROUP	7,39,88,130	46.27%
2.	RESIDENT INDIVIDUALS	3,55,95,346	22.26%
3.	FOREIGN PORTFOLIO - CORP	2,36,74,259	14.81%
4.	BODIES CORPORATES	1,68,19,058	10.51%
5.	MUTUAL FUNDS	54,55,243	3.41%
6.	ALTERNATIVE INVESTMENT FUND	21,58,031	1.35%
7.	HUF	11,81,860	0.74%
8.	NON RESIDENT INDIANS	4,73,893	0.30%
9.	NON RESIDENT INDIANS NON REPATRIABLE	2,67,551	0.17%
10.	TRUSTS	2,36,485	0.15%
11.	KEY MANAGERIAL PERSONNEL	16,220	0.01%
12.	IEPF	12,905	0.01%
13.	CLEARING MEMBERS	10,554	0.01%
Total		15,98,89,535	100.00%

i) Dematerialisation of Shares as on 31 March, 2023

Description	No. of Shareholders	Shares	% of Total Shares
PHYSICAL	9	150	0.00%
NSDL	15,604	13,65,37,055	85.39%
CDSL	45,277	2,33,52,330	14.61%
Total:	60,890	15,98,89,535	100.00%

The shares of the Company are traded only in dematerialised form. 15,98,89,385 Equity shares out of the total 15,98,89,535 Equity shares are held in a dematerialised form as on 31 March, 2023.



10) Outstanding GDRs / ADRs/ Warrants or any convertible instruments, conversion date and likely impact on equity:

During the Financial Year 2022-23, the Company obtained Shareholders Approval at the Extra Ordinary General Meeting on 12 October, 2022 for Preferential Allotment of 46,00,000 warrants each convertible into, or exchangeable for, one equity share of ₹ 2/- each of the Company within a period of 18 (eighteen months) in accordance with the applicable laws to the Promoters of the Company and Non-Promoter Persons/Entity.

Details of the Allotment made as follows:

Sr. No	Name of the Allottees	Number of Outstanding Warrants
1.	Mr. Naresh Janan	30,00,000
2.	Eastern Credit Capital Private Limited	10,00,000
3.	Shyama Wealth Management Private Limited	5,00,000
4.	Mr. Lalit Kumar Khetan	1,00,000
TOTAL		46,00,000

Corporate Governance Report for the Financial Year 2022-23

The Warrants may be exercised in one or more tranches during the period commencing from the date of allotment of the Warrants i.e. 26 October, 2022 until the expiry of 18 (eighteen) months.

Other than the above, there are no outstanding GDRs/ADRs/Warrants or any convertible instruments as on 31 March, 2023.

11) Disclosure of commodity price risks and commodity hedging activities –

The Company does not have any commodity price risks and hence was not required to undertake any hedging activities during the Financial Year 2022-23.

12) Plant Locations:

1. Plant I : Plot No. M-6, Phase VI, Gamaria, Jamshedpur-832108, Jharkhand.
2. Plant II : 7/40, Duffer Street, Liluah, Howrah- 711204, West Bengal.
3. Plant III & IV : Plot No. M-15,16 and NS-26, Phase – VII , Adityapur Industrial Area, Jamshedpur- 832109, Jharkhand.
4. Plant V : Baliguma, Kolabira, Saraikela – Kharsawan – 833220, Jharkhand.
5. Plant VII : Plot No.1988, Plant- VII, Mauza Dugni, Block- Saraikela, PO: Dugni, Saraikela Kharsawan, Jharkhand- 83

13) Address for correspondence:

ii) For shares held in physical and dematerialized form:

KFin Technologies Limited
 (Formerly known as KFin Technologies Private Limited))
 Selenium, Tower B, Plot No. 31-32, Financial District
 Nanakramguda, Serilingampally
 Hyderabad Rangareddi Telangana - 500 032, India
 Tel: + 040 - 18003454001
 E mail: shyam.kumar@kfintech.com, einward.ris@kfintech.com
 Website: www.kfintech.com

iii) For General Information:

Ramkrishna Forgings Limited
 23, Circus Avenue, Kolkata - 700017
 West Bengal
 Tel: +91 33 4082 0900/7122 0998
 Fax: +91 33 4082 0998
 E mail: secretarial@ramkrishnaforgings.com
 Website: www.ramkrishnaforgings.com

14) List of all credit ratings obtained by the entity along with any revisions thereto during the relevant financial year

During the Financial Year 2022-23, ICRA Limited has upgraded the credit rating of the bank facilities of the Company. Long-term ratings has been upgraded to [ICRA] A+ with a Stable Outlook and short-term Ratings were reaffirmed by ICRA Limited at [ICRA] A1.

During the Financial Year 2022-23, India Ratings upgraded the rating assigned to bank facilities to 'IND A+' from 'IND A' with a Stable Outlook.

15) Other Disclosures

a) Disclosure on materially significant Related Party Transactions –

Your Company places the statement of the related party transactions at every Audit Committee meeting. The Register of Contracts containing the transactions in which the Directors are interested is placed at the Board meetings. The disclosures of the related party transaction in compliance with Ind AS-24 are set out in **Note. 39 of the Standalone Financial Statements**. During the year the Company did not have any material pecuniary relationship or transactions with Non-Executive Directors apart from payment of the sitting fees.

There were no materially significant related party transaction and none of the transactions are likely to have any conflict with the Company's interest. All related party transactions are negotiated on an arm's length basis and are intended to further Company's interest.

The Related Party Transactions Policy is posted at <https://www.ramkrishnaforgings.com/investors/policy/RPT-Policy.pdf>.



Corporate Governance Report for the Financial Year 2022-23

b) Details of Non Compliance etc. –

The Company is fully compliant with the applicable mandatory requirements of the SEBI Listing Regulations and also with other regulatory requirements on capital markets during the last 3 (three) Financial Years 2020-21, 2021-22 and 2022-23.

There were no penalties or strictures being imposed on the Company by the SEBI or any other Statutory Authorities except that the Stock Exchanges had imposed penalties in respect of matters specified below:

The Company under Regulation 29 of the SEBI Listing Regulations, failed to give prior intimation to the Stock Exchanges w.r.t the Board Meeting wherein fund raising was supposed to be considered. The Stock Exchanges imposed fine for the same which were paid by the Company in due time.

c) Vigil Mechanism/ Whistle Blower Mechanism -

The Company promotes ethical behaviour in all its business activities and has put in place a mechanism for reporting illegal or unethical behaviour. In accordance with the provisions of Section 177(9) of the Act and Regulation 22 of the SEBI Listing Regulations, the Company has formulated Whistle Blower Policy for vigil mechanism of Directors and Employees to report to the Audit Committee about any unethical behaviour, fraud or violation of Company's Code of Conduct. The Company affirms that no personnel have been denied access to the Audit Committee. A statement of complaints received, if any, under the vigil mechanism is also placed on a quarterly basis before the Board. The said policy is also available on the website of the Company. Link - <https://www.ramkrishnaforgings.com/investors/policy/whistle-blower-policy.pdf>

d) Compliance of mandatory requirements –

The Company has complied with the mandatory requirements as prescribed in Part C of Schedule V of the SEBI Listing Regulations.

e) Web-link of Policy on Material Subsidiary –

In terms of Regulation 16 of the SEBI Listing Regulations, the Board of Directors has adopted a policy with regard to determination of the material Subsidiary. The Policy is placed on the website of the company and is available at the Link <http://ramkrishnaforgings.com/investors/policy/material-subsidiary-company-policy.pdf>

f) Web-link of Policy on related party transactions–

In terms of Regulation 23 of the SEBI Listing Regulations, the Board of Directors has adopted a policy on related party transactions. The Related Party Transactions Policy is posted at <https://www.ramkrishnaforgings.com/investors/policy/RPT-Policy.pdf>.

g) Disclosure of commodity price risks and commodity hedging activities –

The Company does not have any commodity price risks and hence is not required to undertake any hedging activities.

h) Details of utilization of funds raised through preferential allotment or qualified institutions placement –

During the Financial Year 2022-23, the Company made an issue of upto 46,00,000 Warrants each convertible into, or exchangeable for, one equity share of ₹ 2/- each of the Company within the period of 18 (eighteen months) in accordance with the applicable laws to the Promoters of the Company and Non-Promoter Persons/Entity.

The Company obtained approval of the shareholders through Special Resolution at its Extra Ordinary General Meeting held on 12 October, 2022 and thereafter at its Capital Market Committee Meeting held on 26 October, 2022, allotted 46,00,000 Warrants to the Promoters of the Company and Non-Promoter Persons/Entity.

The Company has placed the Nil Statement of Deviation/Variation in utilisation of funds raised through Preferential Issue at its Board Meeting held on 20 January, 2023 and has also filed the same with the Stock Exchanges as per Regulation 32 of the SEBI Listing Regulations. The Company has also certified that the funds raised has been utilised as per the Objects to the Issue mentioned in the Notice of the Extra Ordinary General Meeting dated 12 September, 2022. Link of the EGM Notice can be accessed at the following link: <https://www.ramkrishnaforgings.com/investors/notices/RKFL-EGM-Notice-Final-File.pdf>.

Link of the Certificate can be accessed at <https://www.ramkrishnaforgings.com/investors/BSE-NSE-communication/Statement-of-Utilisation-Regulation.pdf>.

i) Certificate from company secretary in practice that none of the Directors have been debarred or disqualified from being appointed or continuing as directors –

The Company has obtained a certificate from Mr. Anurag Gourisaria, Practising Company Secretary (C.OP: 13796), stating that none of the Directors have been debarred or disqualified from being appointed or continuing as Directors of Companies by the Board/Ministry of Corporate Affairs or any such statutory authority.

Corporate Governance Report for the Financial Year 2022-23

j) Instances where the board had not accepted any recommendation of any committee of the board which is mandatorily required.

There have been no such instances in the relevant financial year.

k) Total fees for all services paid by the listed entity and its subsidiaries, on a consolidated basis, to the statutory auditor and all entities in the network.

The total fees payable to Joint Statutory Auditors of the Company, S. R. Batliboi & Co. LLP and S.K. Naredi & Co. for the Financial Year ended 31 March, 2023 is ₹ 100.04 Lakhs (exclusive of GST). The details of the same are mentioned in Note No. 30 of the notes to accounts.

The total fees for all services paid by the Company and its subsidiaries, on a consolidated basis, to the statutory auditor and all entities in the network firm/network entity of which the statutory auditor is a part for the Financial Year ended on 31 March, 2023 is ₹ 112.04 Lakhs (exclusive of GST) for other services.

l) Disclosures in relation to the Sexual Harassment of Women at Workplace (Prevention, Prohibition and Redressal) Act, 2013

The Company has not received any complaint under the Sexual Harassment of Women at Workplace (Prevention, Prohibition and Redressal) Act, 2013.

m) Disclosure by the Company and its Subsidiaries of 'Loan and Advances in the nature of loans to firms/companies in which directors are interested by nature and amount':

The Company and its subsidiaries has not given any loans and advances in which directors are interested by nature and amount.

n) Details of material subsidiaries of the listed entity; including the date and place of incorporation and the name and date of appointment of the statutory auditors of such subsidiaries

The Company does not have any material subsidiary company as on 31 March, 2023.

o) The Company has complied with all the requirements as stipulated in sub-para 2 to sub-para 10 of Part C of Schedule V of SEBI the Listing Regulations.

DISCRETIONARY REQUIREMENTS UNDER REGULATION 27(1) OF SEBI (LISTING OBLIGATIONS AND DISCLOSURE REQUIREMENTS) REGULATIONS, 2015

- A. **THE BOARD:** The Chairman of the Company is a Whole-time Director.
- B. **SHAREHOLDERS' RIGHTS:** The Company, as of now, does not send half-yearly results to the household of the shareholders. However, the Company displays its quarterly, half-yearly and annual results on its website www.ramkrishnaforgings.com and publishes it in the widely circulated newspapers.
- C. **AUDIT QUALIFICATIONS:** The statutory auditors have not qualified the financial statements of the Company.
- D. **SEPARATE POST OF CHAIRMAN AND MANAGING DIRECTOR/CEO:** The Company is having separate post of Chairman and Managing Director. Mr. Mahabir Prasad Jalan (DIN: 00354680) is the Chairman (Whole-time Director) and Mr. Naresh Jalan (DIN: 00375462) is the Managing Director of the Company.
- E. **REPORTING OF INTERNAL AUDIT:** The Internal Auditors updates and reports to the Audit Committee quarterly about the internal audit findings.

Disclosures of the compliance with Corporate Governance Requirements specified in Regulation 17 to 27 and Clauses (b) to (i) of sub-regulation (2) of Regulation 46 of the SEBI Listing Regulations is as follows:

Regulation Status	Particular of Regulations	Compliance (Yes/No)
17	Board of Directors	Yes
18	Audit Committee	Yes
19	Nomination and Remuneration Committee	Yes
20	Stakeholders Relationship Committee	Yes
21	Risk Management Committee	Yes
22	Vigil Mechanism	Yes
23	Related party Transactions	Yes
24	Corporate Governance requirements with respect to subsidiary of listed entity	Yes
24A	Secretarial Audit and Secretarial Compliance Report	Yes



Corporate Governance Report for the Financial Year 2022-23

Regulation Status	Particular of Regulations	Compliance (Yes/No)
25	Obligations with respect to Independent Directors	Yes
26	Obligations with respect to employees including Senior Management, KMP, Directors & Promoters	Yes
27	Other Corporate Governance requirements	Yes
46(2)(b)to (i)	Website	Yes

Code of Conduct:

The Board at its meeting held on November 01, 2014 adopted a revised Code of Conduct which lays down the procedures to be adhered by the Board Members and Senior Management Employees. The Code is applicable to all Directors including Independent Directors to such extent as may be applicable to them depending on their roles and responsibilities. The Code gives guidance and support needed for ethical conduct of business and compliance of law. The Code of Conduct is available on the Company's website i.e. www.ramkrishnaforgings.com. The Code has been circulated to Directors and Senior Management Employees, and they have affirmed compliance with the Code. A status of the violation of the Code of Conduct, if any, by the Directors or Senior Management Personnel is placed on a quarterly basis before the Board. The declaration that the Code of Conduct has been complied by the Board and the Senior Management Employees is given below.

Declaration by the Managing Director under Schedule V of the SEBI (Listing Obligations and Disclosure Requirements) Regulations, 2015 regarding adherence to the Code of Conduct of Board of Directors and Senior Management Personnel.

In accordance with Schedule V of the Securities and Exchange Board of India (Listing Obligations and Disclosure Requirements) Regulations, 2015, as amended from time to time, I hereby confirm that all the Directors and Senior Management Personnel of the Company have affirmed compliances with the Code of Conduct for the Board of Directors and Senior Management Personnel of the Company for the Financial Year ended on 31 March, 2023.

For Ramkrishna Forgings Limited

Sd/-
Naresh Jalan
(Managing Director)
DIN - 00375462

CEO / CFO Certification

As per the SEBI Listing Regulations, Mr. Naresh Jalan, Managing Director (DIN: 00375462) and Mr. Lalit Kumar Khetan, Chief Financial Officer also designated as a Whole Time Director (DIN: 00533671) of the Company have certified to the Board regarding compliance of matters specified in Regulation 17(8) read with Part B of the Schedule II of the SEBI Listing Regulations.

Compliance certificate from the Statutory Auditors

Compliance Certificate from the Company's Statutory Auditors, S. R. Batliboi & Co. LLP, confirming compliance with the conditions of Corporate Governance, as stipulated under the SEBI Listing Regulations, is attached to this Corporate Governance Report.

Corporate Governance Report for the Financial Year 2022-23

Independent Auditor's Report on compliance with the conditions of Corporate Governance as per provisions of Chapter IV of Securities and Exchange Board of India (Listing Obligations and Disclosure Requirements) Regulations, 2015, as amended

The Members of Ramkrishna Forgings Limited

1. The Corporate Governance Report prepared by Ramkrishna Forgings Limited (hereinafter the "Company"), contains details as specified in regulations 17 to 27, clauses (b) to (i) and (t) of sub – regulation (2) of regulation 46 and para C, D, and E of Schedule V of the Securities and Exchange Board of India (Listing Obligations and Disclosure Requirements) Regulations, 2015, as amended ("the Listing Regulations") ('Applicable criteria') for the year ended March 31, 2023 as required by the Company for annual submission to the Stock exchange.

Management's Responsibility

2. The preparation of the Corporate Governance Report is the responsibility of the Management of the Company including the preparation and maintenance of all relevant supporting records and documents. This responsibility also includes the design, implementation and maintenance of internal control relevant to the preparation and presentation of the Corporate Governance Report.
3. The Management along with the Board of Directors are also responsible for ensuring that the Company complies with the conditions of Corporate Governance as stipulated in the Listing Regulations, issued by the Securities and Exchange Board of India.

Auditor's Responsibility

4. Pursuant to the requirements of the Listing Regulations, our responsibility is to provide a reasonable assurance in the form of an opinion whether, the Company has complied with the conditions of Corporate Governance as specified in the Listing Regulations.
5. We conducted our examination of the Corporate Governance Report in accordance with the Guidance Note on Reports or Certificates for Special Purposes and the Guidance Note on Certification of Corporate Governance, both issued by the Institute of Chartered Accountants of India ("ICAI"). The Guidance Note on Reports or Certificates for Special Purposes requires that we comply with the ethical requirements of the Code of Ethics issued by ICAI.
6. We have complied with the relevant applicable requirements of the Standard on Quality Control (SQC) 1, Quality Control for Firms that Perform Audits and Reviews of Historical Financial Information, and Other Assurance and Related Services Engagements.
7. The procedures selected depend on the auditor's judgement, including the assessment of the risks associated in compliance of the Corporate Governance Report with the applicable criteria. Summary of procedures performed include:
 - i. Read and understood the information prepared by the Company and included in its Corporate Governance Report;
 - ii. Obtained and verified that the composition of the Board of Directors with respect to executive and non-executive directors has been met throughout the reporting period;
 - iii. Obtained and read the Register of Directors as on March 31, 2023 and verified that atleast one independent woman director was on the Board of Directors throughout the year;
 - iv. Obtained and read the minutes of the following committee meetings / other meetings held between April 01, 2022 to March 31, 2023:
 - (a) Board of Directors;
 - (b) Audit Committee;
 - (c) Annual General Meeting (AGM) / Extra Ordinary General Meeting (EGM);
 - (d) Nomination and Remuneration Committee;
 - (e) Stakeholders Relationship Committee;
 - (f) Risk Management Committee



Corporate Governance Report for the Financial Year 2022-23

- (g) Management and Finance Committee
 - (h) Corporate Social Responsibility (CSR) Committee
 - (i) Capital Market Committee
 - (j) Investment Committee
- v. Obtained necessary declarations from the directors of the Company.
 - vi. Obtained and read the policy adopted by the Company for related party transactions.
 - vii. Obtained the schedule of related party transactions during the year and balances at the year-end. Obtained and read the minutes of the audit committee meeting where in such related party transactions have been pre-approved by the audit committee.
 - viii. Performed necessary inquiries with the management and also obtained necessary specific representations from management.
8. The above-mentioned procedures include examining evidence supporting the particulars in the Corporate Governance Report on a test basis. Further, our scope of work under this report did not involve us performing audit tests for the purposes of expressing an opinion on the fairness or accuracy of any of the financial information or the financial statements of the Company taken as a whole.

Opinion

9. Based on the procedures performed by us, as referred in paragraph 7 above, and according to the information and explanations given to us, we are of the opinion that the Company has complied with the conditions of Corporate Governance as specified in the Listing Regulations, as applicable for the year ended March 31, 2023, referred to in paragraph 4 above.

Other matters and Restriction on Use

10. This report is neither an assurance as to the future viability of the Company nor the efficiency or effectiveness with which the management has conducted the affairs of the Company.
11. This report is addressed to and provided to the members of the Company solely for the purpose of enabling it to comply with its obligations under the Listing Regulations with reference to compliance with the relevant regulations of Corporate Governance and should not be used by any other person or for any other purpose. Accordingly, we do not accept or assume any liability or any duty of care or for any other purpose or to any other party to whom it is shown or into whose hands it may come without our prior consent in writing. We have no responsibility to update this report for events and circumstances occurring after the date of this report.

For **S.R. Batliboi & Co. LLP**

Chartered Accountants

ICAI Firm Registration Number: 301003E/E300005

Sd/-

per **Sanjay Kumar Agarwal**

Partner

Membership Number: 060352

UDIN: 23060352BGWRFE6511

Place of Signature: Kolkata

Date: April 28, 2023

Corporate Governance Report for the Financial Year 2022-23

CERTIFICATE OF NON-DISQUALIFICATION OF DIRECTORS

(pursuant to Regulation 34(3) and Schedule V Para C clause (10)(i) of the SEBI (Listing Obligations and Disclosure Requirements) Regulations, 2015)

To
The Members
Ramkrishna Forgings Limited
23, Circus Avenue
Kolkata-700017
West Bengal, India

I have examined the relevant registers, records, forms, returns and disclosures received from the Directors of RAMKRISHNA FORGINGS LIMITED - CIN L74210WB1981PLC034281 (hereinafter referred to as 'the Company') having registered office at 23, Circus Avenue, Kolkata-700017, West Bengal, India, produced before me by the Company for the purpose of issuing this Certificate, in accordance with Regulation 34(3) read with Schedule V Para C Clause 10(i) of the Securities and Exchange Board of India (Listing Obligations and Disclosure Requirements) Regulations, 2015.

In my opinion and to the best of my information and according to the verifications (including Directors Identification Number (DIN) status at the portal www.mca.gov.in) as considered necessary and disclosures furnished to me by the Company and its Directors, I hereby certify that none of the Directors on the Board of the Company as stated below for the Financial Year ending on 31 March, 2023 has been debarred or disqualified from being appointed or continuing as Directors of the Company by the Securities and Exchange Board of India, Ministry of Corporate Affairs or any such statutory authority.

Sr.No.	Name of Director	DIN	Date of appointment in Company
1	PADAM KUMAR KHAITAN	00019700	25-07-2005
2	SANDIPAN CHAKRAVORTTY	00053550	21-05-2016
3	RANAVEER SINHA	00103398	02-02-2019
4	SANJAY KOTHARI	00258316	03-05-2022
5	RAM TAWAKYA SINGH	00276330	12-05-2012
6	PARTHA SARATHI BHATTACHARYYA	00329479	21-05-2016
7	MAHABIR PRASAD JALAN	00354690	12-11-1981
8	NARESH JALAN	00375462	25-01-1995
9	PAWAN KUMAR KEDIA	00375557	15-09-2003
10	LALIT KUMAR KHETAN	00533671	20-10-2020
11	AMITABHA GUHA	02836707	14-08-2014
12	YUDHISTHIR LAL MADAN	05123237	12-05-2012
13	CHAITANYA JALAN	07540301	09-11-2019
14	REKHA SHREERATAN BAGRY	08620347	03-05-2022

Ensuring the eligibility for the appointment / continuity of every Director on the Board is the responsibility of the management of the Company. My responsibility is to express an opinion on these based on our verification. This certificate is neither an assurance as to the future viability of the Company nor of the efficiency or effectiveness with which the management has conducted the affairs of the Company

Thanking you,

Sd/-

ANURAG GOURISARIA

Practicing Company Secretary

Membership No: ACS-34466

COP No.13796

Place: Kolkata

Dt: 21.04.2023

UDIN : A034466E000159681



**Ramkrishna
Forgings
Limited**

**Business
Responsibility
and
Sustainability
Report
FY 2022-23**

Business Responsibility and Sustainability Report FY 2022-2023

BRSR Overview

Section A: General Disclosures

Section B: Management and Process Disclosures

Section C: Principle-wise Performance Disclosure

Principle 1	Businesses should conduct and govern themselves with integrity and in a manner that is ethical, transparent, and accountable
Principle 2	Businesses should provide goods and services in a manner that is sustainable and safe
Principle 3	Businesses should respect and promote the well-being of ALL employees, including those in their value chains
Principle 4	Businesses should respect the interests of and be responsive to ALL their stakeholders
Principle 5	Businesses should respect and promote human rights
Principle 6	Businesses should respect and make efforts to protect and restore the environment
Principle 7	Businesses, when engaging in influencing public and regulatory policy, should do so in a manner that is responsible and transparent
Principle 8	Businesses should promote inclusive growth and equitable development
Principle 9	Businesses should engage with and provide value to their consumers in a responsible manner



Business Responsibility and Sustainability Report FY 2022-2023

SECTION A: GENERAL DISCLOSURES

I. Details of listed entity

1.	Corporate Identity Number (CIN) of the listed entity	L74210WB1981PLC034281
2.	Name of the listed entity	Ramkrishna Forgings Limited ("the Company")
3.	Year of Incorporation	12 November 1981
4.	Registered office address	23, Circus Avenue, 9th Floor, Kolkata – 700017
5.	Corporate address	23, Circus Avenue, 9th Floor, Kolkata – 700017
6.	E-mail	secretarial@ramkrishnaforgings.com
7.	Telephone	033 - 7122 0900
8.	Website	www.ramkrishnaforgings.com
9.	Financial year for which reporting is being done	Financial Year 2022-23
10.	Name of the Stock Exchange(s) where shares are listed	BSE Limited and National Stock Exchange of India Limited
11.	Paid-up Capital	₹ 31.97 Crores
12.	Name and contact details (telephone, email address) of the person who may be contacted in case of any queries in the BRSR report	Mr. Rajesh Mundhra, Company Secretary & Compliance Officer Phone: 033 - 7122 0900; Email: secretarial@ramkrishnaforgings.com
13.	Reporting boundary	The disclosures under this report are made on a Standalone basis

II. Products/services

14. Details of business activities (accounting for 90% of the turnover):

Sl. No.	Description of Main Activity	Description of Business Activity	% Of Turnover of the entity
1	Forged Products	The activity of this segment is to manufacture different types of metal and metal products	97.51%

15. Products/Services sold by the entity (accounting for 90% of the entity's Turnover):

Sl. No.	Product/Service	NIC Code	% Of total Turnover contributed
1	Steel Forgings including Front Axles Beams, Crown Wheels and Knuckles	259	97.51%

III. Operations

16. Number of locations where plants and/or operations/offices of the entity are situated:

Location	Number of plants	Number of offices	Total
National	6	6	12
International	NIL	6	6

17. Markets served by the entity

a) Number of locations

Locations	Number
National (No. of states)	20
International (No. of Countries)	23

b. What is the contribution of exports as a percentage of the total turnover of the entity?

The contribution of exports as a percentage of Total Turnover of the Company during the Financial Year 2022-23 is 49.41%.

c. A brief on types of customers

The Company is one of India's leading forging technology company, manufacturing and supplying highly engineered, mission critical automotive and non-automotive components with complete one-stop integrated solutions.

The Company caters to Original Equipment Manufacturers ("OEMs") and Tier-1 automotive companies in the automotive sector in domestic and overseas market, with a primary focus on the commercial vehicle segment, in addition to railways, oil and gas exploration

Business Responsibility and Sustainability Report FY 2022-2023

companies, farm equipment manufacturers, general engineering companies, steel plants, earthmoving and mining companies in the non-automotive sector and have also expanded the product portfolio to include products for the electric vehicle ("EV") segment.

IV. Employees

18. Details as at the end of the Financial Year:

a) Employees and Workers (including differently abled):

Sl. No.	Particulars	Total (A)	Male		Female	
			No. (B)	%(B / A)	No. (C)	%(C / A)
EMPLOYEES						
1.	Permanent (D)	1,140	1,099	96%	41	4%
2.	Other than Permanent (E)	NIL	NIL	NIL	NIL	NIL
3.	Total employees (D + E)	1,140	1,099	96%	41	4%
WORKERS						
4.	Permanent (F)	1,085	1,085	100%	NIL	NIL
5.	Other than Permanent (G)	4,190	4,114	98%	76	2%
6.	Total workers (F + G)	5,275	5,199	98%	76	2%

b. Differently abled Employees and workers:

Sl. No.	Particulars	Total (A)	Male		Female	
			No. (B)	%(B/A)	No. (C)	%(C/A)
DIFFERENTLY ABLED EMPLOYEES						
1.	Permanent (D)		NIL			
2.	Other than Permanent (E)					
3.	Total differently-abled employees (D + E)					
DIFFERENTLY ABLED WORKERS						
4.	Permanent (F)		NIL			
5.	Other than permanent (G)					
6.	Total differently abled workers (F + G)					

19. Participation/Inclusion/Representation of women

Particulars	Total (A)	No. and percentage of females	
		No. (B)	%(B/A)
Board of Directors (BoD)	14	1	7.14%
Key Management Personnel (KMP)	6	0	0%

20. Turnover rate for permanent employees and workers

Particulars	FY 2022-23			FY 2021-22			FY 2020-21		
	Male	Female	Total	Male	Female	Total	Male	Female	Total
Permanent Employees	12%	12 %	12%	9%	19%	9%	7%	40%	8%
Permanent Workers	2 %	NIL	2%	2%	NIL	2%	2%	NIL	2%



Business Responsibility and Sustainability Report FY 2022-2023

V. Holding, Subsidiary, and Associate Companies (including joint ventures)

21. (a) Names of holding/subsidiary / associate companies / joint ventures

Sl. No.	Name of the holding/ subsidiary/associate companies/joint ventures (A)	Indicate whether holding/ subsidiary/ associate company/ joint venture	% of shares held by listed entity	Does the entity indicated at column A participate in the Business Responsibility initiatives of the listed entity? (Yes/No)
1	Globe All India Services Limited	Subsidiary	100%	No
2	Ramkrishna Aeronautics Private Limited	Subsidiary	100%	No
3	Ramkrishna Forgings LLC	Subsidiary	100%	No
4	RKFL Engineering Industry Private Limited (incorporated on 6 March, 2023)	Subsidiary	100%	No

VI. CSR Details

22. (i) Whether CSR is applicable as per Section 135 of Companies Act, 2013: Yes

(ii) Turnover: ₹ 3,001.00 Crores

(iii) Net worth: ₹ 1,325 Crores

VII. Transparency and Disclosures Compliances:

23. Complaints/Grievances on any of the principles (Principles 1 to 9) under the National Guidelines on Responsible Business Conduct:

Stakeholder group from whom complaint is received	Grievance Redressal Mechanism in Place (Yes/No) (If yes, then provide web-link for grievance redress policy)	FY-2022-23 Current Financial Year			FY-2021-22 Previous Financial Year		
		Number of complaints filed during the year	Number of complaints pending resolution at close of the year	Remarks	Number of complaints filed during the year	Number of complaints pending resolution at close of the year	Remarks
Communities	Yes https://www.ramkrishnaforgings.com/reach-us.html	NIL	NIL	No Remarks	NIL	NIL	No Remarks
Investors (Other than shareholders)	Not Applicable	Not Applicable	Not Applicable		Not Applicable	Not Applicable	
Shareholders	Yes, as disclosed to the Stock Exchanges as per SEBI (Listing Obligations and Disclosure Requirements) Regulations, 2015 Weblink: https://www.ramkrishnaforgings.com/contact-information-of-designated-officials%E2%80%93investor-grievances.html	54	NIL		22	NIL	
Employees and workers	Yes, we have an Employee Redressal Mechanism and Dispute Settlement Policy. Weblink: http://172.21.1.207/Policies/Grievance/23-Employee_Grievance_Dispute%20Settlement%20Policy.pdf	NIL	NIL	No Remarks	NIL	NIL	No Remarks
Customers	Yes https://www.ramkrishnaforgings.com/reach-us.html	NIL	NIL		NIL	NIL	
Value Chain Partners		NIL	NIL		NIL	NIL	

Business Responsibility and Sustainability Report FY 2022-2023

24. Overview of the entity's material responsible business conduct issues

Sl. No.	Material issue identified	Indicate whether risk or opportunity (R/O)	Rationale for identifying the risk/ opportunity	In case of risk, approach to adapt or mitigate	Financial implications of the risk opportunity (Indicate positive or negative implications)
1	Employee Health and Safety	Risk	It's a risk because any issue with employee health and safety will have a direct negative impact on the production activity which will eventually affect the business	To mitigate the risk the Company has adopted the following approach: <ul style="list-style-type: none"> ➤ Employee well-being program ➤ Training program on health & safety ➤ Adherence to plant manuals 	The absence of such an initiative impacts employee morale and business reputation leading to the negative financial implication
2	Energy Management	Opportunity	Energy management planning assists them in setting up their renewable energy target	The Company has decided to install an 8 MW solar power project	Such initiatives act as a brand-building exercise that has a positive impact both on employees and on business
3	GHG Emission	Opportunity	GHG emission reduction targets will help to improvise operational efficiency	Baseline assessment of Scope 1, 2, and 3 is completed	The initiative taken around such climate change issues has positive implications on business
4	Code of Conduct	Risk	A breach in the code of conduct will have a negative influence on the business	Webinar and induction training sessions for the employee	Failure to comply with the code of conduct might result in loss of business and will impact the image of the Company
5	Water Management	Opportunity	Reduction in freshwater consumption level will help in saving costs for the organization	The water management study helped us to identify the leakage as well as improvement areas	Water is a limited resource and conservation of same will help in building the brand image along with saving water-related cost
6	Waste Management	Risk	Failure to manage waste will negatively impact the Company's image and may attract fines/penalties from regulating authority	Conducted waste management study to identify better ways of handling it	Proper waste management will positively impact the business
7	Board Structure and Management	Risk	Lack of diversity in the board structure can have a negative impact and might result in loss of business opportunities	To further improve diversity in the Board structure and to increase the women representative in the board	The lack of diversity in the Board can affect business decisions
8	Risk Management	Opportunity	Risk Management including ESG risk management will help in identification, managing and mitigating the future potential risks.	To redesign the entire enterprise risk management plan of the Company and to integrate climate change risk management in the overall enterprise risk management	Proficiently managing ESG risk will positively impact the business and help in building the brand image of the organization

SECTION B: MANAGEMENT AND PROCESS DISCLOSURES

This section is aimed at helping businesses demonstrate the structures, policies and processes put in place towards adopting the NGRBC Principles and Core Elements.

Disclosure Questions	P 1	P 2	P 3	P 4	P 5	P 6	P 7	P 8	P 9
Policy and management processes									
1. a. Whether your entity's policy/policies cover each principle and its core element of the NGRBCs. (Yes/No)	Y	Y	Y	Y	Y	Y	Y	Y	Y



Business Responsibility and Sustainability Report FY 2022-2023

Disclosure Questions	P 1	P 2	P 3	P 4	P 5	P 6	P 7	P 8	P 9
b. Has the policy been approved by the Board? (Yes/No)	All the policies have been formulated in consultation with the Board of Directors and Management of the Company								
c. Web Link of the Policies, if available	Policies on Environment, Health & Safety, Related Party Transactions, Risk Management Policy, Insider Trading Policy etc. are available under the following link: https://www.ramkrishnaforgings.com/policies.html								
2. Whether the entity has translated the policy into procedures. (Yes / No)	Yes, the Company has the necessary structure in place to implement the policies.								
3. Do the enlisted policies extend to your value chain partners? (Yes/No)	Y	Y	Y	Y	Y	Y	Y	Y	Y
4. Name of the national and international codes/certifications/labels/ standards (e.g., Forest Stewardship Council, Fairtrade, Rainforest Alliance, Trustea) standards (e.g., SA 8000, OHSAS, ISO, BIS) adopted by your entity and mapped to each principle	<p>The Company has undertaken the following national and international codes/certifications/labels/ standards:</p> <ul style="list-style-type: none"> ➤ ISO 9001:2015 : Quality Management System ➤ IATF 16949:2016 : Automotive Industry Quality Management System ➤ ISO/TS 22163: 2017 : Railway Industry Quality Management System ➤ ISO 14001:2015 : Environment Management System ➤ ISO 45001:2018 : Health & Safety Management System ➤ ISO/IEC 17025:2017 : NABL accreditation for Metallurgy & Calibration Laboratory ➤ EN 15085-2 classification level CL1 : Welding of Railway Vehicle ➤ DIN EN ISO 3834-2 : Welding Workshop 								
5. Specific commitments, goals, and targets set by the entity with defined timelines if any	<ul style="list-style-type: none"> ➤ Achieve Carbon Neutrality (Scope 1 and 2 Emissions) by 2050. ➤ Targets to train and employ 100 persons/youth from local villages by the Financial Year 2030. ➤ Increase Renewable Energy (RE) mix to 50% by the Financial Year 2028. ➤ Targets to map the local suppliers within the State in which it operates by the Financial Year 2024 and ensure that 80% of suppliers are within the same State of the manufacturing plants. ➤ 100% recycling of water by 2025. ➤ By 2030, the Company aims to increase the representation of women in the Company's leadership team by 10%. 								
6. Performance of the entity against the specific commitments, goals, and targets along-with reasons in case the same are not met	<p>The Company has prepared its ESG Roadmap that includes goals, specific commitments, and targets. The Company has already started the implementation of its initiatives identified under its roadmap. During FY 2022-23, the Company has:</p> <ul style="list-style-type: none"> ➤ Installed an Effluent Treatment Plant (ETP) of 100 KLD capacity, thereby increasing the Total ETP Capacity to 250 KLD. Further, the Company has installed a Sewage Treatment Plant (STP) of 65 KLD capacity, thereby increasing the Total STP capacity to 127 KLD. ➤ Initiated installation of 7.82 MW capacity roof-top solar project at its existing forging plants in Saraikela and Dugni at Jamshedpur, Jharkhand. <p>These activities are being monitored regularly by the Whole-time Director & Chief Financial Officer of the Company and the updates are also being shared with the Boards at regular intervals.</p>								

Governance, leadership, and oversight

7. Statement by the director responsible for the business responsibility report, highlighting ESG related challenges, targets, and achievements (listed entity has flexibility regarding the placement of this disclosure)

Our mission statement is "Impact through Empowerment," and this is the driving philosophy we strive to preserve. We focus on eight material topics in our ESG vision which we have shortlisted through our stakeholder survey. The three pillars of sustainability for the Company are as follows:

- Environmental Consciousness:** We follow environmental consciousness principle across all our operations. We are committed to the preservation of biodiversity and judicious usage of resources.

We are taking sustained efforts to create a thriving planet through initiatives such as reducing our carbon footprint, mitigating climate change and optimizing our business operation.

Business Responsibility and Sustainability Report FY 2022-2023

2. **Communities:** We at RKFL understand the importance of communities for the sustainability of our business operations. The Company has aspirations to be most preferred partner or employer for our employees. We contribute to the development of our neighboring community by hiring locals as well as procuring raw materials from local suppliers. We also focus on diversity and inclusion at our workplace as well in our hiring process.
3. **Business Responsibility and Sustainability:** The Company conducts its business ethically and responsibly as well as in a transparent way. We follow an effective governance model. The Company also believes in the value of integrity to achieve business and sustainability goals.

As a country we are seeking to achieve the United Nations Sustainable Development Goals (UN SDGs) by 2030, The Company understands that no ambition can be achieved in isolation which is why we have aligned all our commitments to UNSDGs.

8. Details of the highest authority responsible for implementation and oversight of the Business Responsibility policy (ies)

Board of Directors

Mr. Naresh Jalan- Promoter,

Managing Director (DIN: 00375462)

Telephone no: 033 40820900

Email id: secretarial@ramkrishnaforgings.com

9. Does the entity have a specified Committee of the Board/ Director responsible for decision making on sustainability related issues? (Yes / No). If yes, provide details.

Presently the decisions pertaining to Sustainability issues are taken by Mr. Lalit Kumar Khetan, Whole-time Director & Chief Financial Officer (DIN: 00533671) jointly in consultation with the management of the Company.

10 Details of Review of NGRBCs by the Company:										
Subject for Review	Indicate whether review was undertaken by Director / Committee of the Board/ Any other Committee.									
	P1	P2	P3	P4	P5	P6	P7	P8	P9	
Performance against above policies and follow up action	The Board assesses the policies of the Company at the required intervals. The Policies effective implementation is assessed and requisite amendments/modifications are adopted by the Board of Directors at their meeting.									
Compliance with statutory requirements of relevance to the principles, and rectification of any non-compliances	The Company is compliant with all the statutory requirements relevant to the principles.									
11 Has the entity carried out independent assessment/ evaluation of the working of its policies by an external agency? (Yes/No). If yes, provide the name of the agency.	P1	P2	P3	P4	P5	P6	P7	P8	P9	
Yes. The Policies of the Company on Quality, Safety, Health and Environment are subject to internal and external audits as part of the ISO Systems certification process and ongoing periodic assessments. Other policies are periodically evaluated for their efficacy through the Internal Audit mechanism.										

Business Responsibility and Sustainability Report FY 2022-2023

12. If answer to question (1) above is "No" i.e., not ALL Principles are covered by a policy, reasons to be stated:

Questions	P1	P2	P3	P4	P5	P6	P7	P8	P9
The entity does not consider the principles material to its business (Yes/No)									
The entity is not at a stage where it is able to formulate and implement the policies on specified principles (Yes/No)									
The entity does not have the financial or/human and technical resources available for the task (Yes/No)									
It is planned to be done in the next financial year (Yes/No)									
Any other reason (please specify)									

Not Applicable

SECTION C: PRINCIPLE WISE PERFORMANCE DISCLOSURE

Principle 1: Businesses should conduct and govern themselves with integrity, and in a manner that is Ethical, Transparent and Accountable

Essential Indicators

1. Percentage coverage by training and awareness programs on any of the principles during the financial year:

Segment	Total number of training and awareness programmes held	Topics / principles covered under the training and its impact	% of persons in respective category covered by the awareness programmes
Board of Directors (BOD) & Key Managerial Personnel (KMP)	NIL	NIL	NIL
Employees other than Board of Directors and Key Managerial Personnel (KMPs)	124	Health & Safety, ESG, HR – Diversity, Equity & Inclusion, POSH, Stress Management and Team Building	70%
Workers	132		53%

2. Details of fines / penalties / punishment / award / compounding fees / settlement amount paid in proceedings (by the entity or by its directors / KMPs) with regulators/ law enforcement agencies/ judicial institutions in FY 2022-23 (Note: the entity shall make disclosures based on materiality as specified in Regulation 30 of SEBI (Listing Obligations and Disclosure Requirements) Regulations, 2015 and as disclosed on the entity's website)

Particulars	NGRBC Principle	Name of the regulatory/ enforcement agencies/ judicial institutions	Amount (In INR)	Brief of the Case	Has an appeal been preferred? (Yes/No)
Monetary					
Penalty/Fine					
Settlement					
Compounding fee			NIL*		
Non-Monetary					
Imprisonment					
Punishment			NIL*		

* In accordance with Materiality Threshold as mentioned under Regulation 30 of the SEBI (Listing obligations and Disclosure Requirements) Regulations, 2015

3. Of the instances disclosed in Question 2 above, details of the Appeal/Revision preferred in cases where monetary or non-monetary action has been appealed.

Not Applicable

Business Responsibility and Sustainability Report FY 2022-2023

4. Does the entity have an anti-corruption or anti-bribery policy? If yes, provide details in brief and if available, provide a web-link to the policy.

No, currently the Company does not have an anti-corruption or anti-bribery policy. The Company is planning to develop an Anti-Corruption or Anti-Bribery Policy in the near future.

However, in accordance with the terms and conditions of our purchase orders, the supplier undertakes that he has not been involved in any corruption or bribery activities for obtaining the orders from the Company. In case of any such activity, the Company reserves the right to blacklist the supplier and take necessary remedies against him as per applicable laws.

5. Number of Directors/KMPs/employees/workers against whom disciplinary action was taken by any law enforcement agency for the charges of bribery/ corruption:

No disciplinary action was taken by any law enforcement agency against any of the Company's Directors, KMPs, Employees or Workers for charges of bribery or corruption during the Financial Year 2022-23 and Financial Year 2021-22.

Segment	Current Financial Year (2022-23)	Previous Financial Year (2021-22)
Directors	NIL	NIL
Key Managerial Personnel (KMP)	NIL	NIL
Employees	NIL	NIL
Workers	NIL	NIL

6. Details of complaints with regard to conflict of interest:

Conflict of Interest forms part of the Company's Code of Conduct for the Board Members and Senior Management Employees of the Company. The Chief People Officer (CPO) of the Company submits a status certificate w.r.t violation of the Code of Conduct to the Board of Directors at the end of each quarter.

No complaints with regard to conflict of interest was reported during the Financial Year 2022-23 and Financial Year 2021-22.

Particulars	FY 2022-23 (Current Financial Year)		FY 2021-22 (Previous Financial Year)	
	Number	Remarks	Number	Remarks
Number of complaints received in relation to issues of Conflict of Interest of the Directors	NIL		NIL	
Number of complaints received in relation to issues of Conflict of Interest of the KMPs				

7. Provide details of any corrective action taken or underway on issues related to fines / penalties / action taken by regulators/ law enforcement agencies/ judicial institutions, on cases of corruption and conflicts of interest.

No corrective actions were required to be taken on issues related to fines/penalties/action taken by regulators/law enforcement agencies/judicial institutions on cases of corruption and conflict of interest by the Company as no complaints with regard to corruption and conflict of interest were reported during the Financial Year 2022-23 and Financial Year 2021-22.

Leadership Indicators

1. Awareness programmes conducted for value chain partners on any of the Principles during the financial year:

Total number of awareness programmes held	Topics / principles covered under the training	%age of value chain partners covered (by value of business done with such partners) under the awareness programmes
86	Health and Safety, Business Awareness Training, Fire Safety, ISO 14001-45001	29%

2. Does the entity have processes in place to avoid/ manage conflict of interests involving members of the Board? (Yes/No) If Yes, provide details of the same.

The Company has a Code of Conduct for the Board Members and Senior Management Employees, which manages any kind of conflict of interest involving Board Members. Link of the Policy can be accessed at <https://www.ramkrishnaforgings.com/investors/RKFL-Code-of-Conduct-Board-Members-Senior-Management.pdf>



Business Responsibility and Sustainability Report FY 2022-2023

Principle 2: Businesses should provide goods and services in a manner that is sustainable and safe

Essential Indicators

1. Percentage of R&D and Capital Expenditure (Capex) investments in specific technologies to improve the environmental and social impacts of product and processes to total R&D and Capex investments made by the entity, respectively.

Particulars	FY2022-23 Current Financial Year	FY2021-22 Previous Financial Year	Details of improvements in environmental and social impacts
Research and Development (R&D)	₹ 400.28 Lakhs 0.133% of Revenue from Operations	₹ 608.46 Lakhs 0.266% of Revenue from Operations	NIL
Capex	₹ 336.71 Lakhs 0.112% of Revenue from Operations	₹ 564.20 Lakhs 0.247% of Revenue from Operations	

2. a. Does the entity have procedures in place for sustainable sourcing? (Yes/No)

Presently, the Company does not have any procedure in place for sustainable sourcing. However, the Company is in the process of setting up a supplier evaluation process, where our vendors will be evaluated based on Environment, Social & Governance (ESG) parameters.

b. If yes, what percentage of inputs were sourced sustainably?

NIL

3. Describe the processes in place to safely reclaim your products for reusing, recycling, and disposing at the end of life, for (a) Plastics (including packaging) (b) E-waste (c) Hazardous waste and (d) other waste.

The Company directly supplies its products to the OEMs and Tier-1 automotive companies hence the Company has limited scope for reclaiming its products at the end of its life cycle. The Company has a process to reuse iron pallets and the bins in its packaging process. The Company also has a system in place to recycle e-waste, hazardous and other wastes in a safe manner (Refer Principle 2, Point 3 of Leadership Indicators) with authorised recyclers and treatment agencies i.e. Transport, Storage and Disposal Facilities (TSDF).

4. Whether Extended Producer Responsibility (EPR) is applicable to the entity's activities (Yes / No). If yes, whether the waste collection plan is in line with the Extended Producer Responsibility (EPR) plan submitted to Pollution Control Boards? If not, provide steps taken to address the same.

Not Applicable for the Company.

Leadership Indicators

1. Has the entity conducted Life Cycle Perspective / Assessments (LCA) for any of its products (for manufacturing industry) or for its services (for service industry)? If yes, provide details in the following format?

The Company has recently started the process of Life Cycle Assessment for 3 (three) of its major products namely, Front Axle Beams, Crown Wheels and Knuckles. The Company expects to report the Life Cycle Assessments of its products from upcoming Financial Years.

2. If there are any significant social or environmental concerns and/or risks arising from production or disposal of your products / services, as identified in the Life Cycle Perspective / Assessments (LCA) or through any other means, briefly describe the same along-with action taken to mitigate the same.

Not Applicable. The Company is in the process of carrying out Life Cycle Assessments (LCA) of its products i.e. Front Axle Beams, Crown Wheels and Knuckles in the coming years.

Business Responsibility and Sustainability Report FY 2022-2023

3. Of the products and packaging reclaimed at end of life of products, amount (in metric tonnes) reused, recycled, and safely disposed, as per the following format:

	FY 2022-23 (Metric Tonnes) (Current Financial Year)		FY 2021-22 (Metric Tonnes) (Previous Financial Year)	
	Re-Used/Recycled	Safely Disposed	Re-Used/Recycled	Safely Disposed
Plastics (including packaging)	NIL	NIL	NIL	NIL
E-waste (Includes E-wastes and Battery waste)	74.468	NIL	26.888	NIL
Hazardous waste (includes ETP Sludge, Paint Sludge & Cotton Rags)	NIL	206.729	NIL	195.740
Other waste (includes Used Oil & Used Grease)	64.910	NIL	65.080	NIL
Bio Waste	NIL	0.008	NIL	0.009
Scrap	NIL	53,964.296	NIL	49,183.091

5. Reclaimed products and their packaging materials (as percentage of products sold) for each product category.

Since the products of the Company are directly supplied to the OEMs and Tier 1 customers, the Company has limited scope for reclaiming products at the end of the products life cycle.

PRINCIPLE 3: Businesses should respect and promote the well-being of ALL employees, including those in their value chains

Essential Indicators

1. a. Details of measures for the well-being of employees:

Category	% Of employees covered by										
	Total (A)	Health insurance		Accident insurance		Maternity benefits		Paternity Benefits		Day Care facilities	
		No: (B)	% (B/A)	No: (C)	% (C/A)	No: (D)	% (D/A)	No: (E)	% (E/A)	No: (F)	% (F/A)
Permanent Employees											
Male	1,099	1,099	100%	1,099	100%	NA	NA	NIL		890	81%
Female	41	41	100%	41	100%	41	100%			22	54%
Total	1,140	1,140	100%	1,140	100%	41	100%			912	80%
Other than Permanent Employees											
Male	NIL										
Female	NIL										
Total	NIL										

1.b. Details of measures for the well-being of workers:

Category	% of Workers covered by										
	Total (A)	Health insurance		Accident insurance		Maternity benefits		Paternity benefits		Day Care facilities	
		No: (B)	% (B/A)	No: (C)	% (C/A)	No: (D)	% (D/A)	No: (E)	% (E/A)	No: (F)	% (F/A)
Permanent Workers											
Male	1,085	1,085	100%	1,085	100%	NA	NA	NIL		791	73%
Female	NIL	NIL	NIL	NIL	NIL	NIL	NIL			NIL	NIL
Total	1,085	1,085	100%	1,085	100%	NIL	NIL			791	73%
Other than Permanent Workers											
Male	4,114	4,114	100%	4,114	100%	NA	NA	NIL			
Female	76	76	100%	76	100%	76	100%				
Total	4,190	4,114	100%	4,190	100%	76	2%				

Business Responsibility and Sustainability Report FY 2022-2023

2. Details of retirement benefits, for Current Financial year and Previous Financial Year.

Category	FY 2022-23 (Current Financial Year)			FY 2021-22 (Previous Financial Year)		
	No. of employees covered as a % of total employees	No. of workers covered as a % of total workers	Deducted and deposited with the authority (Y/N/N.A.)	No. of employees covered as a % of total employees	No. of workers covered as a % of total workers	Deducted and deposited with the authority (Y/N/N.A.)
PF	100%	100%	Y	100%	100%	Y
Gratuity	100%	100%	N.A	100%	0.40%	N.A
ESI	20%*	27%*	Y	24%*	40%*	Y

*The percentage is determined on the basis of Total Permanent Employees/Workers of the Company. However, the coverage of ESI is 100% on the Permanent Employees/Workers to whom ESI is applicable as per the statutory laws.

3. Accessibility of workplaces –

Are the premises/offices of the entity accessible to differently abled employees, as per the requirements of the Rights of Persons with Disabilities Act, 2016? If not, whether any steps are being taken by the entity in this regard.

Yes, the Company's various locations including offices and premises has the accessibility to differently-abled visitors. We have wheelchairs facility available and a sliding pathway in the required area.

4. Does the entity have an equal opportunity policy as per the Rights of Persons with Disabilities Act, 2016? If so, provide a web-link to the policy.

The Company is an equal-opportunity employer. Our hiring system is free from any kind of discrimination based on age, colour, disability, marital status, nationality, race, religion or sexual orientation. We strive to make our work environment free from any kind harassment or discrimination as mentioned above.

5. Return to work and Retention rates of permanent employees that took parental leave.

Gender	Permanent Employees		Permanent workers	
	Return to work rate	Retention rate	Return to work rate	Retention rate
Male	NIL as the Company does not extend any parental leave policy to the employees.			
Female				
Total				

6. Is there a mechanism available to receive and redress grievances for the following categories of employees? If yes, give details of the mechanism in brief.

Particulars	Yes/No
Permanent Employees	Yes
Other than Permanent Employees	Yes
Permanent Workers	Yes
Other than Permanent Workers	Yes

If Yes, then give details of the mechanism in brief:

The Company has an Employee Grievance and Redressal Policy in place to give its employees and workers a way to voice their concerns arising from employment. The Policy ensures that such grievances are handled quickly, in a fair and impartial manner by a Grievance Committee and in compliance with the Company's other policies. This comprises employee concerns about a supervisor's, another employee's, or Management's behaviour, inaction, or proposed action in relation to them.

According to the Grievance Redressal System, the employee/worker would communicate his/her grievance to the concerned HOD. If his/her grievance is not addressed properly, then the employee/worker has the liberty to approach the respective Plant Heads. The employee/worker can also approach the Grievance Redressal Committee or the Chairman/Managing Director, if the employee/worker feels that his/her grievance has not been redressed by the Plant Heads/Grievance Redressal Committee respectively.

Business Responsibility and Sustainability Report FY 2022-2023

7. Membership of employees in association(s) or Unions recognized by the listed entity

Category	FY 2022-23 (Current Financial Year)			FY 2021-22 (Previous Financial Year)		
	Total employees / workers in respective category (A)	No. of employees / workers in respective category, who are part of association(s) or Union (B)	% (B/A)	Total employees / workers in respective category (C)	No. of employees / workers in respective category, who are part of association(s) or Union (D)	% (D/C)
Total Permanent Employees	1,140	NIL	NIL	1,075	NIL	NIL
Male	1,099	NIL	NIL	1,048	NIL	NIL
Female	41	NIL	NIL	27	NIL	NIL
Total Permanent Workers	1,085	892	82%	1,037	893	86%
Male	1,085	892	82%	1,037	893	86%
Female	NIL	NIL	NIL	NIL	NIL	NIL

8. Details of training given to employees and workers

Category	FY 2022-23 (Current Financial Year)					FY 2021-22 (Previous Financial Year)				
	Total (A)	On Health and safety measures		On Skill upgradation		Total (D)	On Health and safety measures		On Skill upgradation	
		No. (B)	% (B/A)	No. (C)	% (C/A)		No. (E)	% (E/D)	No. (F)	% (F/D)
Employees										
Male	1,099	534	49%	775	71%	1,048	405	39%	544	52%
Female	41	14	34%	25	61%	27	8	30%	7	26%
Total	1,140	548	48%	800	70%	1,075	413	38%	551	51%
Workers										
Male	1,085	657	61%	741	68%	1,037	480	46%	538	52%
Female	NIL	NIL	NIL	NIL	NIL	NIL	NIL	NIL	NIL	NIL
Total	1,085	657	61%	741	68%	1,037	480	46%	538	52%

9. Details of performance and career development reviews of employees and workers

Category	FY 2022-23 (Current Financial Year)			FY 2021-22 (Previous Financial Year)		
	Total (A)	No. (B)	% (B / A)	Total (C)	No. (D)	% (D / C)
Employees						
Male	1,048	1,008	96%	904	778	86%
Female	27	20	74%	20	20	100%
Total	1,075	1,028	96%	924	798	86%
Workers						
Male	1,037	832	80%	973	840	86%
Female	NIL	NIL	NIL	NIL	NIL	NIL
Total	1,037	832	80%	973	840	86%



Business Responsibility and Sustainability Report FY 2022-2023

10. Health and Safety Management System:

a) Has an occupational health and safety management system been implemented by the entity? (Yes / No). If yes, the coverage of such a system?

Yes, the Company has implemented ISO 45001:2018 which specifies requirements for an occupational health and safety (OH&S) management systems and provides guidance for its use to enable organizations to provide safe and healthy workplaces by preventing work related injury and ill health, as well as by proactively improving its OH&S performance.

ISO 45001:2018 helps in establishing, maintaining and implementing an OH&S management system to improve occupational health and safety, eliminate hazards and minimize OH&S risks (including system deficiencies), take advantage of OH&S opportunities, and address OH&S management system non-conformities associated with its activities.

b) What are the processes used to identify work-related hazards and assess risks on a routine and non-routine basis by the entity?

The Company continuously initiates measures to promote employee well-being and healthcare, a proper hazard identification risk management system has been put in place to ensure continuous improvement of occupational health and safety of the Company.

Hazard Identification Risk Assessment (HIRA) is carried out regularly at all levels in the following 6 (six) steps by a highly-skilled Process owner or a Qualified Safety coordinator well versed with details of all activities and Safety standards:

1. Pre-Assessment preparations
2. Pre-Assessment meeting with HSE Leaders
3. Conducting interviews
4. Walk-Round Tour/Quantification of Hazards
5. Evaluation of Hazard/Person/Severity Factors
6. Post Evaluation activity

c. Whether you have processes for employees/workers to report the work-related hazards and to remove themselves from such risks. (Y/N)

Yes, the Company has the necessary process that needs to be followed for reporting incidents reported w.r.t work related hazards.

The Company is committed towards open communications and dialogue on workplace health, safety and environmental sustainability issues with its employees and stakeholders and will respond to Environment, Health & Safety concerns and suggestions. The Company establishes proactive Environment, Health & Safety objectives & target and reports publicly on progress and impacts. The Company also provides all necessary PPE to its employees and ensure usage of same. The Company ensures integration of safe ergonomic policies at its workplace.

The Company cooperates with government, industry, academia, and the public in support of regulations, research and programs that address areas of Environment, Health & Safety concerns.

d) Do the employees/workers of the entity have access to non-occupational medical and healthcare services? (Yes / No)

Yes, the Company places great emphasis on maintaining and improving its employees/workers health and safety as well as workplace safety.

11. Details of safety related incidents, in the following format

Safety Incident/Number	Category	FY 2022-23 (Current Financial Year)	FY 2021-22 (Previous Financial Year)
Lost Time Injury Frequency Rate (LTIFR) (Per one million-person hours worked)	Employees/ Workers	NIL	NIL
Total recordable work-related injuries		NIL	NIL
No. of fatalities		NIL	NIL
High consequence work-related injury or ill-health (excluding fatalities)		NIL	NIL

Business Responsibility and Sustainability Report FY 2022-2023

12. Describe the measures taken by the entity to ensure a safe and healthy workplace

The Company considers its employees and workers as its most valued assets and prioritizes their health and safety. The majority of its personnels are employed in manufacturing facilities. Some of the initiatives are as follows:

1. Daily Safety talk with employees/workers
2. Safety training and Job specific training
3. Work Permit System
4. Safety Audit
5. Safety Committing Meeting
6. Necessary measures taken as per Hazard Identification and Risk Assessment & Aspect Impact assessment
7. Mock Drill
8. Near Miss Identification and compliance
9. 5 'S' Audit and its compliance maintain inside premises
10. Health Checkups of employees/workers

13. Number of Complaints on the following made by employees and workers:

Particulars	FY 2022-23 (Current Financial Year)			FY 2021-22 (Previous Financial Year)		
	Filed during the year	Pending resolution at the end of year	Remarks	Filed during the year	Pending resolution at the end of year	Remarks
Working Conditions	2	NIL	No Remarks	3	NIL	No Remarks
Health and Safety	3	NIL	No Remarks	3	NIL	No Remarks

14. Assessments for the year:

Particulars	% of your plants and offices that were assessed by the entity
Health and safety practices	100%
Working Conditions	100%

15. Provide details of any corrective action taken or underway to address safety-related incidents (if any) and on significant risks/concerns arising from assessments of health and safety practices and working conditions.

In each of our locations, the Company is committed to monitor the rate of accidents. All assessment points are generally closed within 30 (thirty) days. The Company has adopted a health and safety-first mindset in the performance of duties. The strong commitment of management, employees and workers to maintain a safe workplace has resulted in the overall reduction of health and safety incidences.

Leadership Indicators

1. Does the entity extend any life insurance or any compensatory package in the event of death of (A) Employees (Y/N) (B) Workers (Y/N)

Yes, the Company has a Group Personal Accidental Policy (GPA). Under this policy the employees gets the accidental and death benefits. In case of death, there are separate thresholds which gets paid as compensation to an employee/contract worker.

2. Provide the measures undertaken by the entity to ensure that statutory dues have been deducted and deposited by the value chain partners.

Generally contractors are liable for the following payments:

- Minimum Wages to workers.
- Gratuity on completion of continuous service of 5 (five) years.
- GST payment to Government on realization from the principal.
- Deposit of employers' contribution and employees' contribution to PF and ESIC with Govt.
- Payment of Bonus to Workers.

Business Responsibility and Sustainability Report FY 2022-2023

Our Company has a robust system and control to monitor and ensure that the contract workers are not deprived in any manner and they are being paid in full for all the wages for which they are eligible. It is ensured that the payment by the contractors is done to their employees account and we verify the amount getting transferred to the workers account from the bank statement of workers in both wages as well as bonus.

For PF and ESI the Company is making payment to the Govt. by debiting the account of the Contractors so that there should not be any lapses in ensuring full payment of the workers to the Govt. account.

For GST, the payments are made to the Contractors after ensuring that necessary returns are being filed by the Contractors.

3. Provide the number of employees / workers having suffered high consequence work-related injury / ill-health / fatalities (as reported in Q11 of Essential Indicators above), who have been are rehabilitated and placed in suitable employment or whose family members have been placed in suitable employment:

Category	Total no. of affected employees/ workers		No. of employees/workers that are rehabilitated and placed in suitable employment or whose family members have been placed in suitable employment	
	FY 2022-23 (Current Financial Year)	FY 2021-22 (Previous Financial Year)	FY 2022-23 (Current Financial Year)	FY 2021-22 (Previous Financial Year)
Employees	NIL	NIL	NIL	NIL
Workers	NIL	NIL	NIL	NIL

4. Does the entity provide transition assistance programs to facilitate continued employability and the management of career endings resulting from retirement or termination of employment? (Yes/ No)

No, the Company does not at the moment provide transition assistance programs to facilitate continued employability and management of career endings resulting from retirement or termination of employment.

5. Provide details of any corrective actions taken or underway to address significant risks / concerns arising from assessments of health and safety practices and working conditions of value chain partners.

The Company undertakes necessary corrective answers as and when required from the assessments of health and safety practices and working conditions of value chain partners. All suppliers have to accept the supplier Code of Conduct at the time of Vendor Registration, so that there is no risk. Health and safety topics are given high priority in the supplies to the Company

Principle 4: Businesses should respect the interests of and be responsive to all its stakeholders

Essential Indicators

1. Describe the processes for identifying key stakeholder groups of the entity

The Company recognizes that engaging with stakeholders is integral to its business. The Company is committed to engaging with stakeholders regularly to meet their expectations and formulate business strategies to deliver shared value while making transparent and long-term business relationships. In order to improve existing relationships with stakeholders, the Company identifies relevant material issues to deliver enhanced value to the society. Further, for understanding stakeholder needs to improve current business processes, the Company collaborates with stakeholder groups to meet future industry challenges.

Stakeholder Identification Process

2. List stakeholder groups identified as key for your entity and the frequency of engagement with each stakeholder group.

Stakeholder Group	Whether identified as Vulnerable and Marginalized Group (Yes/No)	Channels of communication (Email, SMS, Newspaper, Pamphlets, Advertisement, Community Meetings, Notice Board, Website), Other	Frequency of engagement (Annually/ Half yearly/ Quarterly / others – please specify)	Purpose and scope of engagement including key topics and concerns raised during such engagement
Investors	No	<ul style="list-style-type: none"> ➤ Conference calls ➤ Quarterly Earnings calls ➤ Annual Reports ➤ Investor Presentations ➤ Press Release ➤ Website ➤ Stock Exchange Intimation 	Quarterly and Annual Meetings Event-based or as and when required	<ul style="list-style-type: none"> ➤ Financial Performance of the Company ➤ ESG Implementation ➤ Transparency of disclosures

Business Responsibility and Sustainability Report FY 2022-2023

Stakeholder Group	Whether identified as Vulnerable and Marginalized Group (Yes/No)	Channels of communication (Email, SMS, Newspaper, Pamphlets, Advertisement, Community Meetings, Notice Board, Website), Other	Frequency of engagement (Annually/ Half yearly/ Quarterly / others – please specify)	Purpose and scope of engagement including key topics and concerns raised during such engagement
Employees	No	<ul style="list-style-type: none"> ➤ Internal Emails ➤ Company Intranet ➤ Newsletters ➤ Performance Appraisals ➤ Training Programmes 	Event-based or as and when required	<ul style="list-style-type: none"> ➤ Compensation and employees benefits ➤ Organizational Updates ➤ Employee Training ➤ Performance based incentives
Customers	No	<ul style="list-style-type: none"> ➤ Plant walkthrough & Tours ➤ Participation in surveys conducted by customers ➤ Customer Grievance Redressal ➤ Emails 	Event-based or as and when required	<ul style="list-style-type: none"> ➤ Customer requirements ➤ Maintain product quality ➤ Customer Retention ➤ Customer Satisfaction
Suppliers	No	<ul style="list-style-type: none"> ➤ Supplier site visits ➤ Supplier Performance Monitoring Activities 	Performance Monitoring takes place every three months	<ul style="list-style-type: none"> ➤ Build long lasting relationships ➤ Monitor Supplier Performance Quality ➤ Ensure Supplier competency and compliance
Community	No	<ul style="list-style-type: none"> ➤ Volunteering Activities ➤ Community Events ➤ Community Surveys 	Event-based or as and when required	<ul style="list-style-type: none"> ➤ Ensure upliftment of local community ➤ Understand the needs of the Community and respond in an effective manner
Government and Regulatory Bodies	No	<ul style="list-style-type: none"> ➤ Official communication channel ➤ Regulatory Audits 	Event-based or as and when required	Regulatory Compliance Practices

Leadership Indicators

1. Provide the processes for consultation between stakeholders and the Board on economic, environmental, and social topics or if consultation is delegated, how is feedback from such consultations provided to the Board.

The Company regularly communicates with all its stakeholders through Company website, where information related to its business, products and investor's information which includes financial performance and other statutory disclosures are updated from time to time. The information on financial performance and other statutory disclosures are also updated periodically on the website of the Stock Exchanges where the equity shares of the Company are listed.

The Company evaluates the economic, environmental and social topics relating to various stakeholders as applicable through its Committees and the same is appraised and reviewed by the Board on a Quarterly basis.

2. Whether stakeholder consultation is used to support the identification and management of environmental, and social topics (Yes / No). If so, provide details of instances as to how the inputs received from stakeholders on these topics were incorporated into policies and activities of the entity.

Yes, the Company has always maintained a regular and proactive engagement with the Company's key stakeholders allowing it to effectively work closely with its stakeholders and also be transparent about its outcomes. Based on interactions with stakeholders, the Company periodically reviews and updates its policies as and when required.

3. Provide details of instances of engagement with, and actions taken to, address the concerns of vulnerable/ marginalized stakeholder groups.

During the Financial Year 2022-23, the Company has not engaged with any vulnerable/marginalised stakeholder group.

Business Responsibility and Sustainability Report FY 2022-2023

Principle 5: Businesses should respect and promote human rights

Essential Indicators

1. Employees and workers who have been provided training on human rights issues and policy(ies) of the entity, in the following format:

Category	FY 2022-23 (Current Financial Year)			FY 2021-22 (Previous Financial Year)		
	Total (A)	No. of employees / workers covered (B)	% (B / A)	Total (C)	No. of employees / workers covered (D)	% (D / C)
Employees						
Permanent	1,140	136	12%	1,075	146	14%
Other than permanent	NIL	NIL	NIL	NIL	NIL	NIL
Total Employees	1,140	136	12%	1,075	146	14%
Workers						
Permanent	1,085	181	17%	1,037	191	18%
Other than permanent	4,190	15	0%	3,557	10	0%
Total Workers	5,275	196	4%	4,594	201	4%

2. Details of minimum wages paid to employees and workers, in the following format:

Category	FY 2022-23 (Current Financial Year)					FY 2021-22 (Previous Financial Year)				
	Total (A)	Equal to Minimum Wage		More than Minimum Wage		Total (D)	Equal to Minimum Wage		More than Minimum Wage	
		No. (B)	% (B/A)	No. (C)	% (C/A)		No. (E)	% (E/D)	No. (F)	% (F / D)
EMPLOYEES										
Permanent										
Male	1,099	NIL	NIL	1099	100%	1048	NIL	NIL	1048	100%
Female	41	NIL	NIL	41	100%	27	NIL	NIL	27	100%
Other than Permanent										
Male	NIL									
Female	NIL									
WORKERS										
Permanent										
Male	1085	NIL	NIL	1085	100%	1037	NIL	NIL	1037	100%
Female	NIL									
Other than Permanent										
Male	4,114	3,590	87%	524	13%	3,491	2977	85%	514	15%
Female	76	74	97%	2	3%	66	66	100%	NIL	NIL

3. Details of remuneration/salary/wages, in the following format:

Particulars	Male		Female	
	Number	Median remuneration/ salary/wages of respective category (In ₹)	Number	Median remuneration/ salary/wages of respective category (In ₹)
Board of Directors (BoD)	5	163.32	NIL	NIL
Key Managerial Personnel (KMP) Other than BoD	1	64.51	NIL	NIL
Employees other than BoD and KMP	1,096	5.45	41	4.95
Workers	1,085	4.49	NIL	NIL

Remuneration mentioned above is in lakhs per annum.

Business Responsibility and Sustainability Report FY 2022-2023

4. Do you have a focal point (Individual/ Committee) responsible for addressing human rights impacts or issues caused or contributed to by the business? (Yes/No)

Yes, the Chief People Officer (CPO) of the Company is responsible for addressing human rights issues caused by the business.

5. Describe the internal mechanisms in place to redress grievances related to human rights issues.

The Company has a grievance redressal mechanism to report any violations or suspected violations related to human rights. All complaints received are tracked and addressed swiftly by the appropriate authorities. The grievance redressal process involves filling of complaint, acknowledgement to complaint received, Human Rights review & investigation and grievance resolution.

6. Number of Complaints on the following made by employees and workers:

Particulars	FY 2022-23 (Current Financial Year)			FY 2021-22 (Previous Financial Year)		
	Filed during the year	Pending resolution at the end of year	Remarks	Filed during the year	Pending resolution at the end of year	Remarks
Sexual harassment	NIL	NIL		NIL	NIL	
Discrimination at workplace						
Child labour						
Forced labour / Involuntary labour						
Wages						
Other human rights related issues						

7. Mechanisms to prevent adverse consequences to the complainant in discrimination and harassment cases.

No retaliatory action was taken against any employee or stakeholder for raising concerns related to human rights. The Company follows a "no-compromise" stance on issues related to Human Rights. Infringing on Human Rights or refusing to cooperate results in disciplinary action up to the termination of the business relationship.

8. Do human rights requirements form part of your business agreements and contracts? (Yes/No)

Yes, the Company's Supplier Quality Manual lays down requirements related to human rights as a part of supplier code of conduct section. Business partners are required to sign an undertaking as a part of the supplier contract which contains aspects on human rights.

9. Assessments for the year

The Company on quarterly basis assesses 100% of its plants and offices by internal auditors who audit the statutory compliances in relation to the particulars mentioned below.

% Of your plants and offices that were assessed (by entity or statutory authorities or third parties)	
Child labor	100%
Forced/involuntary labor	
Sexual harassment	
Discrimination at workplace	
Wages	

10. Provide details of any corrective actions taken or underway to address significant risks/concerns arising from the assessments at Question 9 above.

All the plants and offices of the Company were found to be complying with the requirements and as a result, no corrective actions were required on the criteria stated above.

Leadership Indicators

1. Details of a business process being modified / introduced as a result of addressing human rights grievances/complaints.

We have not received any human rights grievances during the Financial Year 2022-23.

Business Responsibility and Sustainability Report FY 2022-2023

2. Details of the scope and coverage of any Human rights due-diligence conducted

Human rights due diligence is being covered as part of the other compliance audits presently. Exclusive Human rights due diligence is yet to be conducted. The Company is planning to take it up in the coming years.

3. Is the premise/office of the entity accessible to differently abled visitors, as per the requirements of the Rights of Persons with Disabilities Act, 2016?

Yes, our premises has the accessibility to differently-abled visitors. We have wheelchairs facility available and a sliding pathway in the required area.

4. Details on assessment of value chain partners:

	% of value chain partners (by value of business done with such partners) that were assessed
Sexual Harassment	100%
Discrimination at Workplace	100%
Child Labour	100%
Forced Labour/Involuntary Labour	100%
Wages	100%

5. Provide details of any corrective actions taken or underway to address significant risks / concerns arising from the assessments at Question 4 above.

No corrective actions were taken to address significant risks/concerns arising from the assessments in Question No. 4.

Principle 6: Businesses should respect and make efforts to protect and restore the environment

Essential Indicators

1. Details of total energy consumption (in Joules or multiples) and energy intensity, in the following format:

Parameter	Unit	FY 2022-23 (Current Financial Year)	FY 2021-22 (Previous Financial Year)
Total electricity consumption (A)	GJ	7,09,027	6,13,839
Total fuel consumption (B)	GJ	4,87,356	4,59,324
Energy consumption through other sources (C)	GJ	4,805	4,332
Total energy consumption (A+B+C)	GJ	12,01,188	10,77,495
Energy intensity per rupee of turnover (Total energy consumption/ turnover in rupees)	GJ/ ₹ in Lakhs	4.002	4.715
Energy Intensity (optional)- the relevant metric may be selected		-	-

Note: Indicate if any independent assessment/ evaluation/assurance has been carried out by an external agency. (Y/N) If yes, name of the external agency - No.

2. Does the entity have any sites / facilities identified as designated consumers (DCs) under the performance, Achieve and Trade (PAT) Scheme of the Government of India? (Y/N) If yes, disclose whether targets set under the PAT scheme have been achieved. In case targets have not been achieved, provide the remedial action taken, if any.

No, the Company at present do not have any sites/facilities identified as designated consumers under the Performance, Achieve and Trade (PAT) Scheme of the Government of India.

3. Provide details of the following disclosures related to water, in the following format:

Parameter	FY 2022-23 (Current Financial Year)	FY 2021-22 (Previous Financial Year)
Water withdrawal by source (in kiloliters)		
(i) Surface water	NIL	NIL
(ii) Groundwater	1,51,415	1,24,692
(iii) Third party water	64,141	65,567

Business Responsibility and Sustainability Report FY 2022-2023

Parameter	FY 2022-23 (Current Financial Year)	FY 2021-22 (Previous Financial Year)
(iv) Seawater / desalinated water	NIL	NIL
(v) Others	48,392	40,838
Total volume of water withdrawal (In kiloliters) (i + ii + iii + iv + v)	2,63,948	2,31,097
Total volume of water consumption (In kiloliters)	2,63,948	2,31,097
Water intensity per rupee of turnover (Water consumed / turnover in ₹)	0.00000880	0.00001011
Water intensity (optional)- the relevant metric maybe selected	-	-

Note: Indicate if any independent assessment/ evaluation/assurance has been carried out by an external agency? (Y/N) If yes, name of the external agency - No.

4. Has the entity implemented a mechanism for Zero Liquid Discharge? If yes, provide details of its coverage and implementation.

The Company has already installed Effluent Treatment Plant (ETP)/ Sewage Treatment Plant (STP) in majority of its Plants at Jamshedpur and the Company is in the process to cover 100% of its Plants to ensure Zero Liquid Discharge by next year.

5. Please provide details of air emissions (other than GHG emissions) by the entity, in the following format:

Parameter	Unit	FY 2022-23 (Current Financial Year)	FY 2021-22 (Previous Financial Year)
NO _x	kg/year	23.5	31.1
SO _x	kg/year	8.7	13.7
Particulate matter (PM)	kg/year	71	91
Persistent organic pollutants (POP)	-	NA	NA
Volatile organic compounds (VOC)	-	<1	<2
Hazardous air pollutants (HAP)	-	NA	NA
Others—please specify	-	NA	NA

Note: Indicate if any independent assessment/ evaluation/assurance has been carried out by an external agency? (Y/N) If yes, name of the external agency - Yes, Scientific Research Laboratory, Accredited by NABL and Jharkhand State Pollution Control Board.

6. Provide details of greenhouse gas emissions (Scope 1 and Scope 2 emissions) and its intensity, in the following format:

Parameter	Unit	FY 2022-23 (Current Financial Year)	FY 2021-22 (Previous Financial Year)
Total Scope 1 emissions (Break-up of the GHG into CO ₂ , CH ₄ , N ₂ O, HFCs, PFCs, SF ₆ , NF ₃ , if available)	tCO _{2e}	83,539.93	54,912.72
Total Scope 2 emissions (Break-up of the GHG into CO ₂ , CH ₄ , N ₂ O, HFCs, FCs, SF ₆ , NF ₃ , if available)	tCO _{2e}	1,39,986.46	1,33,144.01
Total Scope 1 and Scope 2 emissions per rupee of Turnover (In ₹)	tCO _{2e} /INR	0.00000744840029332958	0.00000822873729797615
Total Scope 1 and Scope 2 emission intensity (optional)- the relevant matrix may be selected by the entity	-	-	-

Note: Indicate if any independent assessment, evaluation or assurance has been carried out by an external agency? (Y/N) If yes, name of the external agency - Yes, Price Waterhouse Coopers (PwC).

Business Responsibility and Sustainability Report FY 2022-2023

7. Does the entity have any project related to reducing Green House Gas emission? If yes, then provide details.

The Company is constantly evaluating ways to reduce energy consumption at its manufacturing processes and reduce emissions of Green House Gasses (GHG) which are responsible for global warming.

Steps taken during the Financial Year 2022-23:

The Company initiated installation of Solar Projects (PV Solar Plants) of 7.82 MW capacity roof-top solar project at its existing forging plants in Saraikela and Dugni at Jamshedpur, Jharkhand for captive use at the plants in order to fulfil its commitment towards achieving carbon neutrality through investment in renewable energy.

8. Provide details related to waste management by the entity, in the following format:

Parameter	FY 2022-23 (Current Financial Year)	FY 2021-22 (Previous Financial Year)
Total Waste generated (in metric tonnes)		
Plastic waste (A)	NIL	NIL
E-waste (B)	3.013	0.723
Bio-medical waste (C)	0.009	0.009
Used/Spent Oil (Liquid) – Hazardous Waste	64.910	65.080
Construction and demolition waste (D)	NIL	NIL
Battery waste (E)	71.455	26.165
Radioactive waste (F)	NIL	NIL
Other Hazardous waste. Please specify, if any. (G) (Cotton Waste, ETP Sludge from ETP, Paint Sludge)	206.729	195.740
Other Non-hazardous waste generated (H)	NIL	NIL
Total (A+B + C + D + E + F + G + H)	346.116	287.717
For each category of waste generated, total waste recovered through recycling, re-using or other recovery operations (In metric tonnes)		
Category of waste		
(i) Recycled/Re-used	139.378	91.968
(iii) Other recovery operations	NIL	NIL
Total	139.378	91.968
For each category of waste generated, total waste disposed by nature of disposal method (In metric tonnes)		
Category of waste		
(i) Incineration	206.738	195.749
(ii) Landfilling	NIL	NIL
(iii) Other disposal operations	NIL	NIL
Total	206.738	195.749

Note: Indicate if any independent assessment/ evaluation/assurance has been carried out by an external agency? (Y/N) If yes, name of the external agency - Yes, Bureau Veritas.

9. Briefly describe the waste management practices adopted in your establishments. Describe the strategy adopted by your company to reduce usage of hazardous and toxic chemicals in your products and processes and the practices adopted to manage such wastes.

The Company is constantly working to reduce hazardous and non-hazardous waste in its manufacturing sites. Throughout the year, the Company has implemented measures such as recycling waste oil, thus reducing hazardous waste load and recycling Effluent Treatment Plant (ETP) sludge, which reduces disposal to landfills.

Managing Hazardous Wastes: Hazardous wastes are handled as per the requirements and a waste registry is maintained. They are transported to the relevant authorised agencies for proper handling. The Company complies with all Jharkhand State Pollution Control Board (JSPCB) rules and regulations on how these products must be properly stored, handled, shipped, or recycled to limit exposure potential as well as all international standards that apply to the Company in the locations where it operates.

The Company has a robust data collection system and incorporates waste generated into its monthly environmental MIS. These activities enable the Company to prevent its facilities from diverting waste from landfill, cost, regulatory challenges and lack of resources.

Business Responsibility and Sustainability Report FY 2022-2023

10. If the entity has operations/offices in/around ecologically sensitive areas (such as national parks, wildlife sanctuaries, biosphere reserves, wetlands, biodiversity hotspots, forests, coastal regulation zones etc.) where environmental approvals / clearances are required, please specify details in the following format:

Not Applicable - As environmental clearance is required only if the Company exceeds production threshold.

Sl. No.	Location of operations/offices	Type of operations	Whether the conditions of environmental approval/clearance are being complied with? (Y/N) If not, the reasons thereof and corrective action taken, if any.
---------	--------------------------------	--------------------	--

Not Applicable

11. Details of environmental impact assessments of projects undertaken by the entity based on applicable laws, in the current financial year:

Not Applicable.

In all areas of operations, the Company is in compliance with the regulatory environmental laws and Code of Conduct.

Name and brief details of project	EIA Notification No.	Date	Whether conducted by independent external agency (Yes/No)	Results communicated in public domain (Yes / No)	Relevant web link
-----------------------------------	----------------------	------	---	--	-------------------

Not Applicable

12. Is the entity compliant with the applicable environmental law/ regulations/ guidelines in India, such as the Water (Prevention and Control of Pollution) Act, Air (Prevention and Control of Pollution) Act, Environment protection act and rules there under (Y/N). If not, provide details of ALL such non-compliances :

The Company is compliant with all applicable environmental laws/regulations/guidelines in India, such as the Water (Prevention and Control of Pollution) Act, Air (Prevention and Control of Pollution) Act, Environment Protection Act and rules made thereunder during the Financial Year 2022-23.

Principle 7: Businesses, when engaging in influencing public and regulatory policy, should do so in a manner that is responsible and transparent

Essential Indicators

1. a. Number of affiliations with trade and industry chambers/ associations

8 (Eight)

b. List the top 10 trade and industry chambers/ associations (determined based on the total members of such body) the entity is a member of/ affiliated to.

Sl. No.	Name of the trade and industry chambers/ associations	Reach of trade and industry chambers/ associations (State/National)
1	Indo American Chamber of Commerce (IACC)	National
2	Society of Indian Defense Manufacturer (SIDM)	National
3	Engineering Export Promotional Council (EEPC)	National
4	Indo German Chamber of Commerce (IGCC)	National
5	Federation of Indian Chamber of Commerce & Industries (FICCI)	National
6	Automotive Component Manufacturers Association of India (ACMA)	National
7	Singhbhum Chamber of Commerce (SCC)	State
8	Adityapur Small Industries Association (ASIA)	State

2. Provide details of corrective action taken or underway on any issues related to anti-competitive conduct by the entity, based on adverse orders from regulatory authorities.

There were no incidents of anti-competitive behavior involving the Company during the reporting period i.e, Financial Year 2022-23.



Business Responsibility and Sustainability Report FY 2022-2023

Leadership Indicators

1. Details of public policy positions advocated by the entity:

Sl. No.	Public policy advocated	Method resorted for such advocacy	Whether information available in public domain? (Yes/No)	Frequency of Review by Board (Annually/ Half yearly/ Quarterly / Others – please specify)	Web Link, if available
---------	-------------------------	-----------------------------------	--	---	------------------------

The Company directly or through trade bodies and other associations puts forth a number of suggestions with respect to the industry in general and its activities in particular.

Principle 8: Businesses should promote inclusive growth and equitable development

Essential Indicators

1. Details of Social Impact Assessments (SIA) of projects undertaken by the entity based on applicable laws, in the current financial year.

The Company undertakes its Corporate Social Responsibility activities through various Yojanas. However, the Company has not conducted any Social Impact Assessment as the same is not applicable as per the rules.

Name and brief details of project	SIA Notification no.	Date of notification	Whether Conducted by independent external agency (Yes/No)	Results communicated in public domain (Yes / No)	Relevant web link
-----------------------------------	----------------------	----------------------	---	--	-------------------

No Social Impact Assessments of projects were required to be undertaken during the Financial Year 2022-23 as per the applicable laws.

2. Provide information on project(s) for which ongoing Rehabilitation and Resettlement (R and R) is being undertaken by your entity, in the following format:

Name of Project for which R&R is ongoing	State	District	No. of Project Affected Families (PAFs)	%age of PAFs covered by R&Rs	Amounts paid to PAFs in the FY (In INR)
--	-------	----------	---	------------------------------	---

Not Applicable

3. Describe the mechanisms to receive and redress grievances of the community.

The Company's Corporate Social Responsibility team has been bestowed with the responsibility to monitor the CSR projects regularly. In the process they continuously engage with the communities in the areas of operation. Any grievances brought to the attention of the Corporate Social Responsibility Committee are timely addressed and resolution is reached.

4. Percentage of input material* (inputs to total inputs by value) sourced from suppliers:

	FY 2022-23 (Current Financial Year)	FY 2021-22 (Previous Financial Year)
Directly sourced from MSMEs/ small producers	2.61%	1.65%
Sourced directly from within the district and neighboring districts	70.13%	77.41%

* it only covers Raw Materials

Leadership Indicators

1. Provide details of actions taken to mitigate any negative social impacts identified in the Social Impact Assessments (Reference: Question 1 of Essential Indicators above):

Details of negative social impact identified	Corrective action taken
--	-------------------------

Since no Social Impact Assessments were required to be done for projects during the Financial Year 2022-23, no corrective actions were required to be taken.

4. Details of the benefits derived and shared from the intellectual properties owned or acquired by your entity (in the current financial year), based on traditional knowledge.

Not Applicable

5. Details of corrective actions taken or underway, based on any adverse order in intellectual property related disputes wherein usage of traditional knowledge is involved.

Not Applicable

Business Responsibility and Sustainability Report FY 2022-2023

6. Details of beneficiaries of CSR Projects:

S. No.	CSR Project	No. of persons benefitted from CSR Projects	% Of beneficiaries from vulnerable and marginalized groups
1.	Ramkrishna Siksha Yojana – Skill & Entrepreneurship Development institute	540	100%
2.	Ramkrishna Jankalyan Yojana – Free Meal Distribution to Underprivileged	300	100%
3.	Ramkrishna Swastya Yojana – Care for Autism	14	29%
4.	Ramkrishna Siksha Yojana – Develop Infrastructure for Online Class	560	61%

Principle 9: Businesses should engage with and provide value to their consumers in a responsible manner

Essential Indicators

1. Describe the mechanisms in place to receive and respond to consumer complaints and feedback.

The Company has an integrated management system procedure for handling and resolution of customer complaints.

Customer response and customer satisfaction are one of the most important factors of the Company. The Company engages with its customers on various platforms to understand their expectations. The Company obtains customer feedback directly or by referring to the customer portal on a monthly basis. Accordingly, corrective measures have been planned and implemented. Customer satisfaction trends are compiled, monitored and reviewed by top management at defined intervals for getting the directives for improvement.

2. Turnover of products and / services as a percentage of turnover from ALL products/services that carry information about

Not Applicable.

Environmental and social parameters relevant to the product, Safe and responsible usage, Recycling and/or safe disposal are not being calculated as percentage of total turnover.

3. Number of consumer complaints in respect of the following:

	FY 2022-23 (Current Financial Year)			FY 2021-22 (Previous Financial Year)		
	Received during the year	Pending resolution at end of year	Remarks	Received during the year	Pending resolution at end of year	Remarks
Data Privacy	NIL	No remarks	NIL	No Remarks		
Advertising						
Cyber security						
Delivery of essential services						
Restrictive Trade Practices						
Unfair Trade Practices						
Other (CRM, CCS, Sales, Brigade+)						

4. Details of instances of product recalls on accounts of safety issues

No instances were reported where the Company's Product's were recalled either voluntarily or forced during the Financial Year 2022-23.

	Number	Reasons for recall
Voluntary recalls	NIL	NA
Forced recalls	NIL	NA

5. Does the entity have a framework/ policy on cyber security and risks related to data privacy? (Yes/No) If available, provide a web link of the policy.

The Company has implemented a firewall between the internet and private internal network in order to create a secure operating environment for its computers and network resources. The purpose of the firewall is to filter internet traffic in order to mitigate risks and losses associated with security threats, while maintaining appropriate level of access. The IT Security Policy refers specifically to the



Business Responsibility and Sustainability Report FY 2022-2023

firewall already installed in the Company's premises. The role of this firewall is to protect internal systems and restrict unwanted access into the Network. In order to ensure greater privacy pen drive access and HDD access are blocked by the Company and only registered users can be used.

The IT Security Policy of the Company is maintained on the intranet portal of the Company.

6. Provide details of any corrective actions taken or underway on issues relating to advertising, and delivery of essential services; cyber security and data privacy of customers; re-occurrence of instances of product recalls; penalty/action taken by regulatory authorities on safety of products/services.

No corrective actions were required to be taken during the Financial Year 2022-23 as no complaints were received during the said period.

Leadership Indicators

1.Channels / platforms where information on products and services of the entity can be accessed (provide web link, if available).

The Company's website has information about all of the products that it offers. The weblink for the same can be accessed at www.ramkrishnaforgings.com.

2. Steps taken to inform and educate consumers about safe and responsible usage of products and/or services

Since the products of the Company are directly supplied to the Original Equipment Manufacturers (OEMs) and Tier 1 customers, who then assemble and send the end product to the general customer, The Company has limited scope for informing and educating the end user about the safe and responsible usage of its products.

3. Mechanisms in place to inform consumers of any risk of disruption/discontinuation of essential services.

Since the products of the Company are directly supplied to the Original Equipment Manufacturers (OEMs) and Tier 1 customers, who then assemble and send the end product to the customer, the Company has limited scope for informing the end user about the risk of disruption/discontinuation of its essential service.

4. Does the entity display product information on the product over and above what is mandated as per local laws? (Yes/No/Not Applicable) If yes, provide details in brief. Did your entity carry out any survey with regard to consumer satisfaction relating to the major products / services of the entity, significant locations of operation of the entity or the entity as a whole? (Yes/No)

Yes, since the Company's products are OEM specific and as per OEM Requirements, the Company displays product requirements on packaging as per requirements of OEMs and are consistent with the mandated laws which are applicable to the Company. Yes, Customer response and customer satisfaction are one of the most important factors for the Company. The Company engages with its customers at various platforms to understand their expectations.

5. Provide the following information relating to data breaches:

a. Number of instances of data breaches along-with impact

NIL

b. Percentage of data breaches involving personally identifiable information of customers

NIL



**Ramkrishna
Forgings
Limited**

**Tax
Transparency
Report
FY 2022-23**



Tax Transparency Report FY 2022-23

1. Background

1.1 Business Operation and Sustainability

Ramkrishna Forgings Limited ('RKFL' or 'We' or 'Our' or 'Us' or 'the Company') is one of the leading forging companies in India supplying quality forgings across India and across the world, while preserving and protecting the environment and the society in which we operate.

We are committed to protect the environment, health and safety of all the stakeholders by conducting the business in a safe and environmentally sustainable manner¹ and maximizing the value for all the stakeholders on a sustainable basis. We believe that Environment, Social and Governance ('ESG') integration and implementation will help in achieving the said goals. We believe that our commitment to ESG is reflected in our business practice which we believe is environmentally sustainable as well as socially responsible and backed up by strong corporate governance². The initiatives taken by us from an environmental, social and governance perspective is holistically disclosed in the Business Responsibility and Sustainability Report included in the Annual Report.

In line with our ESG commitment, we have prepared the tax transparency report to maintain a transparent dialogue with our stakeholders. The tax transparency report showcases our continued commitment to responsible tax behavior and tax transparency while summarizing the contribution made by the Company to exchequers across geographical locations where we operate. Further, this report establishes the commitment that effective disclosures can be made by businesses on a voluntary basis.

2. Approach to tax

2.1 Tax policy

Our "Vision, Mission and Core Values"³ serves as the foundation for our tax policy. Our tax policy is to pay our fair share of taxes, follow ethically driven tax processes and conduct our tax affairs in a trustworthy and transparent manner providing certainty to all the stakeholders. We adopt a tax strategy that is in line with the corporate objectives. Integrity, accuracy, transparency, and timely disclosures to the statutory authorities are some of the essential pillars of our tax policy.

2.2 Tax Principles

Our tax principles are driven by the spirit of integrity, transparency and accountability towards all the stakeholders. The tax principle is in adherence to the taxpayer's charter and does not encourage any unethical tax planning or tax evasion in any tax jurisdiction across countries. Our tax principles include compliance with the applicable tax laws, involvement of tax function throughout the life cycle of transactions and timely/transparent disclosures and communication with the tax authorities and other regulatory bodies. The tax principles are applicable to all the taxation approach of the Company, across jurisdiction and market in which the Company operates.

2.3 Approach to regulatory compliance

The Company pays requisite taxes in a timely manner and in accordance with the applicable statutory provisions. We comply with disclosure obligations and local/ regional tax compliance requirements, in accordance with every letter and spirit of the respective law. To fulfil the tax compliance requirement, our in-house tax team along with professional advisors, apply due professional care and judgement, to ensure that all transactions are in full compliance with the tax laws. The Company has robust inbuilt system and control including annual compliance checklist to ensure timely and accurate tax compliance in accordance with the applicable tax laws.

2.4 Tax planning

We do not undertake aggressive tax planning with the intention of avoiding taxes and commit to conduct our tax affairs in a transparent and honest manner. We undertake tax planning in alignment with our economic needs and our business transactions are solely driven by a commercial rationale.

The Company has been focusing on acquiring growth through inorganic acquisitions to enhance product portfolio as well as foray into newer segments. Notably, the incorporation of a new company i.e., RKFL Engineering Industry Private Limited for implementation of the resolution plan for JMT Auto Limited in March 2023 is done with the focus on utilizing its significant expertise in the auto sector with capabilities in heat treatment and gear and specialization in manufacturing components for Oil and Gas industry. Also, the on-going acquisition of ACIL Limited under a resolution plan will help the Company to foray into Tractor and PV segments. The above acquisitions are driven by commercial rationale and business strategy and not intended towards obtaining tax benefits.

¹ <https://www.ramkrishnaforgings.com/investors/policy/Environment-Health-Safety-Policy.pdf>

² <https://www.ramkrishnaforgings.com/investors/presentation/Investors-Presentation-July-2023.pdf>

³ <https://www.ramkrishnaforgings.com/vision-mission-core-values.html>

Tax Transparency Report FY 2022-23

2.5 Transfer pricing

The Company ensures that the transactions between the group companies are at arm's length price and in accordance with prevailing transfer pricing regulations in India. We have adequate procedures to identify and monitor related party transactions. The arm length pricing methodologies are periodically reviewed by the Company to keep pace with the changes, initiatives and recommendations of global tax organization.

The Company's policy for transactions with related party is available on the Company's website⁴.

2.6 Approach to risk management

The Company retains a low appetite for tax risk. The Company's processes, policies and governance are designed to identify, assess, report, manage and account for tax risk. We have an effective tax control mechanism to proactively identify key tax risks (including those that may emanate from legislative/policy updates) and manage those risks through appropriately designed and operated controls. The Company avail only those tax benefit and/or incentives, which are in line with the government policies. Any tax position which is reasonably unclear or uncertain, is duly supported by a legal counsel opinion, as may be necessary.

The Company's approach to tax risk is integrated with the overall business risk management and compliance framework. Internal audit team monitors tax compliance and identifies and reports the tax risk appropriately. Material tax risks or disputes are reported to Risk Management Committee and/or Audit Committee for its consideration. Any breaches identified are evaluated, monitored and minimized appropriately in line with the risk management policy of the Company, available on the website of the Company⁵. The Risk Management Committee is also responsible for determining the ESG related risk of the Company.

2.7 Tax disclosure

We are committed to give full, fair, complete, accurate and timely disclosure regarding our tax matters in the financial statements, public document or any submissions made by the Company before the relevant tax authorities. We ensure that requisite information is provided to the tax authorities. The details for ongoing tax disputes are also captured in our Audited Financial Statements.

The ongoing tax litigation are periodically reviewed by the inhouse tax team and the external consultants. Based on the review, provisions are made for the cases that carry high probability of unfavorable outcome and contingent liability is reported in cases of medium probability of unfavorable outcome, in the Audited Financial Statements.

2.8 Monitoring tax governance and control framework

We have a predefined established framework and structure for tax control activities. The tax decisions are initiated by the inhouse tax professionals of the Company and advice is obtained from the experts, wherever required. All the important tax matters are disclosed and discussed with the Finance Director and CFO, who holds the responsibility for communicating and discussing material tax affairs and risk with the Board with support from inhouse tax team.

We ensure that the controls and processes are strictly followed and used by the inhouse tax professionals and the tax affairs/tax position are properly documented to establish ethical practices, effective control and accountability.

The global tax environment is driven by new rules and regulation, with emphasis on timely compliances and transparent reporting. Hence to keep pace with the changes, initiatives are taken by the Company to engage with industry chambers/ renowned tax firms to regularly update the tax team and management with the evolving tax laws and associated regulations.

2.9 Mechanisms for reporting concerns

We are committed to be fair, ethical and accountable in our conduct. We have put in place a mechanism for reporting illegal or unethical behavior. An effective Whistle Blower Mechanism has been devised enabling stakeholders, including individual employees to freely communicate their concerns about illegal or unethical practices.

Any actual or potential violation of the Code of Conduct, howsoever insignificant or perceived as such, is a matter of serious concern and is to be brought to the attention of the Vigilance and Ethics Officer or the Chairman of the Audit Committee in exceptional cases. After proper investigation, appropriate remedial action is taken by the appropriate authorities.

The Vigil Mechanism/Whistle Blower Policy of the Company is adopted in lines with Section 177 of the Companies Act, 2013 and Regulation 22 of the SEBI (Listing Obligations and Disclosure Requirements) Regulations, 2015 read with Regulation 9A of the SEBI (PIT) Regulations, 2015. The said policy is available on the website of the Company⁶.

It may be worthwhile to note that no reports of violation of the Code of Conduct or any Whistle Blower complaint were received during the Financial Year 2022-23.

⁴<https://www.ramkrishnaforgings.com/investors/policy/RPT-Policy.pdf>

⁵<https://www.ramkrishnaforgings.com/investors/policy/Risk-Management-Policy-Final.pdf>

⁶<https://www.ramkrishnaforgings.com/investors/policy/whistle-blower-policy.pdf>



Tax Transparency Report FY 2022-23

2.10 Engagement with tax authorities

We focus to develop cooperative and constructive relationship with the tax authorities, based on mutual respect, transparency and trust. Where available, we endeavor to leverage technology or other government initiatives aimed at transparent and effective reporting and tax systems.

We ensure that the appropriate tax disclosures are made before the tax authorities and requisite information is provided to them in adequate and timely manner. In case of any uncertainty, we seek to obtain clarity from the tax authority before undertaking a particular transaction through available formal avenues. We are committed to refrain from tax litigation except for cases which are based on merits evaluated by our in-house tax team and duly ratified by professional advisors/ counsels as the case may be.

2.11 Tax across Jurisdictions

The Group has market presence across several jurisdictions in the world including European, American and UAE markets. The Company along with its subsidiaries operates in two countries, namely India and USA. The Company ensures that it duly complies with local tax laws, regulations and other statutory reporting in the respective jurisdictions.

Our presence in such jurisdictions is driven by commercial and business rationale. In accordance with the principles laid down in our tax policy, the Company does not engage in creating tax motivated structures / transactions across jurisdictions.

3. Effective tax rate

Profit earned by the Indian companies are charged either to regular income tax or Minimum Alternative Tax, whichever is higher. The statutory rate of regular income tax is 30.00% plus a surcharge of 12.00% on tax, and health and education cess of 4.00% on both tax and surcharge, effectively aggregating to 34.944%.

A new Section 115BAA of the Income Tax Act,1961 ("the Act") was introduced with effect from FY 2019-20, providing an option to the Company to opt for a concessional tax rate of 25.168% vis-à-vis corporate statutory tax rate and surcharge of 34.944%, subject to fulfillment of certain conditions that *inter-alia* includes computation of taxable income without certain tax deductions or exemptions.

An internal assessment has been made by the Company to determine the impact of opting for Section 115BAA of the Act and the Company has decided to continue to be taxed at the regular statutory tax rate of 34.944% as it was more beneficial to the Company but expects to be in concessional tax regime in the next year.

The effective tax rate is calculated using the figures from Audited Financial Statement of the Company which is prepared in accordance with the applicable Indian Accounting standards. The effective rate of income-tax borne by the Company is 33.756% for the year ended 2023 vis-à-vis statutory tax rate in India at the rate of 34.944%. A reconciliation of the difference between the consolidated statutory tax rate and consolidated effective tax rate is published in the audited financials and it primarily relates to impact of:

- Non-deductible expenses for the purpose of taxation
- Other items (Eligible tax incentives/deductions/exemptions, etc.)
- Income tax charge in respect of earlier years
- Reversal of deferred tax due to change in rate of income tax


4. Total tax contribution

4.1. Total Tax Contribution

Essential to financing the social infrastructure, taxes act as cornerstone of growth and development of any society. The Company strives to make a positive contribution to the economy in which we operate in tune with SDGs. The Company is committed to paying tax in the jurisdiction in which we operate in accordance with local applicable tax laws. We are fully compliant and committed to pay and collect our fair share of taxes.

We contribute ₹ 68,824 Lakhs to the exchequer through wide range of tax contributions in the nature of Income tax, property tax, custom duty, etc. and through various indirect contributions like collection of withholding tax, Payroll taxes & GST/VAT. Our tax contribution as per the latest available Audited Financial Statements of the Company is enumerated below:

Tax Transparency Report FY 2022-23



Basis of preparation

Scope: This Basis of Preparation contains scope and methodology use for collecting and reporting of data on the taxes borne or collected by the Company.

Approach and methodology: The data used to prepare the Financial Statements of the Company with appropriate processes is used for preparation of the TTC schedule.

TTC schedule has been bifurcated into taxes borne and taxes collected, as under:

- Taxes borne: This are the direct contribution made by the Company on their own account, thereby bearing the cost and financial impact.
- Taxes collected: This are the third-party taxes collected by Company and paid to the government on behalf of such parties.

The data pertaining to taxes (borne as well as collected) has been reported on accrual basis, i.e., the liability accrued/payable for the year ended March 2023. The reporting methodology followed for each type of taxes has been detailed below:

Taxes borne	
Income Tax	This comprises of corporate income tax payable by RKFL for the year ended 31 March, 2023 on its taxable income, including capital gains, if any. As these taxes are reported on an accrual basis, hence we have not included taxes that relate to earlier years paid during reporting period and likewise, excluded tax of earlier years received during the reporting period.
Custom Duty	This comprises of duty paid (including duty paid through RoDTEP script) by RKFL for import of goods, equipment, etc. Further, for reporting purposes, this has been considered on a gross basis without adjusting the impact of custom duties eligible for input credit. Any notional adjustment on account of IndAs has been ignored for the purpose of reporting. As these taxes are reported on an accrual basis, hence we have not include taxes that relate to earlier years paid during reporting period and likewise, excluded tax of earlier year received during the reporting period.
Property Tax	This comprises of taxes paid to government authorities in respect to ownership of property.
Taxes collected	
Output GST/VAT	This comprises of taxes collected and paid by RKFL on behalf of the buyers of RKFL products. These taxes are reported on a 'gross' basis i.e., input credits are not adjusted. Further, there are taxes paid by RKFL under reverse charge mechanism which have not been considered for the purposes of reporting.



Tax Transparency Report FY 2022-23

Withholding Tax	This comprises of taxes withheld by RKFL while making payment to the vendors/ suppliers/ service providers and paid to the governments on their behalf.
Payroll Tax	This comprises payroll and employee taxes withheld from employee remuneration and paid to governments by RKFL on behalf of the employees. In addition to the payroll taxes, RKFL also deducts certain amounts as social security costs in the nature of provident fund, since these are in the nature of employee's personal contribution, these have not been considered. Amount paid for professional tax enrollment by RKFL have also not been included.

5. Glossary

CFO	Chief Financial Officer
RKFL	Ramkrishna Forgings Limited
ESG	Environment, Social and Governance
GST	Goods and Services Tax
SDG	Sustainable Development Goals
PV segment	Passenger Vehicle Segment
The Act	Indian Income-tax Act, 1961
TTC	Total Tax Contribution
TTR	Tax Transparency Report
IndAs	Indian Accounting Standard
USA	United States of America
UAE	United Arab Emirates
VAT	Value Added Tax
RoDTEP	Remission of Duties or Taxes on Export Products (Scheme)
SEBI	Securities and Exchange Board of India

Standalone Financial Statements



Independent Auditor's Report

To the Members of Ramkrishna Forgings Limited

Report on the Audit of the Standalone Financial Statements

Opinion

We have audited the accompanying standalone financial statements of Ramkrishna Forgings Limited ("the Company"), which comprise the Balance Sheet as at March 31 2023, the Statement of Profit and Loss, including the statement of Other Comprehensive Income, the Cash Flow Statement and the Statement of Changes in Equity for the year then ended, and notes to the standalone financial statements, including a summary of significant accounting policies and other explanatory information.

In our opinion and to the best of our information and according to the explanations given to us, the aforesaid standalone financial statements give the information required by the Companies Act, 2013, as amended ("the Act") in the manner so required and give a true and fair view in conformity with the accounting principles generally accepted in India, of the state of affairs of the Company as at March 31, 2023, its profit including other comprehensive income, its cash flows and the changes in equity for the year ended on that date.

Basis for Opinion

We conducted our audit of the standalone financial statements in accordance with the Standards on Auditing (SAs), as specified under section 143(10) of the Act. Our responsibilities under those Standards are further described in the 'Auditor's Responsibilities for the Audit of the Standalone Financial Statements' section of our report. We are independent of the Company in accordance with the 'Code of Ethics' issued by the Institute of Chartered Accountants of India together with the ethical requirements that are relevant to our audit of the financial statements under the provisions of the Act and the Rules thereunder, and we have fulfilled our other ethical responsibilities in accordance with these requirements and the Code of Ethics. We believe that the audit evidence we have obtained is sufficient and appropriate to provide a basis for our audit opinion on the standalone financial statements.

Key Audit Matters

Key audit matters are those matters that, in our professional judgment, were of most significance in our audit of the standalone financial statements for the financial year ended March 31, 2023. These matters were addressed in the context of our audit of the standalone financial statements as a whole, and in forming our opinion thereon, and we do not provide a separate opinion on these matters. For each matter below, our description of how our audit addressed the matter is provided in that context.

We have determined the matters described below to be the key audit matters to be communicated in our report. We have fulfilled the responsibilities described in the Auditor's responsibilities for the audit of the standalone financial statements section of our report, including in relation to these matters. Accordingly, our audit included the performance of procedures designed to respond to our assessment of the risks of material misstatement of the standalone financial statements. The results of our audit procedures, including the procedures performed to address the matters below, provide the basis for our audit opinion on the accompanying standalone financial statements.

Key audit matters	How our audit addressed the key audit matter
Revenue recognition (as described in Note 2.3(d) and 24 of the standalone financial statements)	
<p>Revenue is recognised when control of the goods are transferred to the customer at an amount that reflects the consideration to which the Company expects to be entitled in exchange for those goods. During the year ended March 31, 2023, the Company has recognised domestic and export revenue aggregating ₹ 3,00,099.86 Lakhs. Terms of sales arrangements, including the timing of transfer of control, delivery specifications including incoterms in case of exports, timing of recognition of sales require significant judgment in determining revenues. The risk is, therefore, that revenue may not get recognised in the correct period.</p> <p>Therefore, there is a significant risk associated with timing of revenue recognition in accordance with terms of Ind AS 115 'Revenue from contracts with customers'. Accordingly, due to the significant risk associated with revenue recognition in accordance with terms of Ind AS 115 'Revenue from contracts with customers', it has been determined to be a key audit matter in our audit of the Standalone financial statements.</p>	<p>Our audit procedures included the following:</p> <ul style="list-style-type: none"> • Evaluated Company's revenue recognition policy and its compliance in terms of Ind AS 115 'Revenue from contracts with customers'. • Assessed the design and tested the operating effectiveness of internal controls related to revenue recognition. • Evaluated the general information and technology control environment and tested the operating effectiveness of key IT application controls over recognition of revenue. • Tested samples of individual sales transaction and traced to sales invoices, sales orders, (received from customers) and other related documents. Further, in respect of the samples tested, reviewed recognition of revenue when the conditions for revenue recognitions are met. • Selected sample of sales transactions made pre- and post-year end, traced the period of revenue recognition to underlying documents. • Performed procedures to identify any unusual trends of revenue recognition. • Assessed the relevant disclosures made within the standalone financial statements.

Independent Auditor's Report

We have determined that there are no other key audit matters to communicate in our report.

Other Information

The Company's Board of Directors is responsible for the other information. The other information comprises the information included in the Management Discussion and Analysis, Board's Report including Annexures to the Board's Report, Business Responsibility and Sustainability Report and Corporate Governance Report, but does not include the standalone financial statements and our auditor's report thereon.

Our opinion on the standalone financial statements does not cover the other information and we do not express any form of assurance conclusion thereon.

In connection with our audit of the standalone financial statements, our responsibility is to read the other information and, in doing so, consider whether such other information is materially inconsistent with the financial statements or our knowledge obtained in the audit or otherwise appears to be materially misstated. If, based on the work we have performed, we conclude that there is a material misstatement of this other information, we are required to report that fact. We have nothing to report in this regard.

Responsibilities of Management for the Standalone Financial Statements

The Company's Board of Directors is responsible for the matters stated in section 134(5) of the Act with respect to the preparation of these standalone financial statements that give a true and fair view of the financial position, financial performance including other comprehensive income, cash flows and changes in equity of the Company in accordance with the accounting principles generally accepted in India, including the Indian Accounting Standards (Ind AS) specified under section 133 of the Act read with the Companies (Indian Accounting Standards) Rules, 2015, as amended. This responsibility also includes maintenance of adequate accounting records in accordance with the provisions of the Act for safeguarding of the assets of the Company and for preventing and detecting frauds and other irregularities; selection and application of appropriate accounting policies; making judgments and estimates that are reasonable and prudent; and the design, implementation and maintenance of adequate internal financial controls, that were operating effectively for ensuring the accuracy and completeness of the accounting records, relevant to the preparation and presentation of the standalone financial statements that give a true and fair view and are free from material misstatement, whether due to fraud or error.

In preparing the standalone financial statements, management is responsible for assessing the Company's ability to continue as a going concern, disclosing, as applicable, matters related to going concern and using the going concern basis of accounting unless management either intends to liquidate the Company or to cease operations, or has no realistic alternative but to do so.

Those Board of Directors are also responsible for overseeing the Company's financial reporting process.

Auditor's Responsibilities for the Audit of the Standalone Financial Statements

Our objectives are to obtain reasonable assurance about whether the standalone financial statements as a whole are free from material misstatement, whether due to fraud or error, and to issue an auditor's report that includes our opinion. Reasonable assurance is a high level of assurance, but is not a guarantee that an audit conducted in accordance with SAs will always detect a material misstatement when it exists. Misstatements can arise from fraud or error and are considered material if, individually or in the aggregate, they could reasonably be expected to influence the economic decisions of users taken on the basis of these standalone financial statements.

As part of an audit in accordance with SAs, we exercise professional judgment and maintain professional skepticism throughout the audit. We also:

- Identify and assess the risks of material misstatement of the standalone financial statements, whether due to fraud or error, design and perform audit procedures responsive to those risks, and obtain audit evidence that is sufficient and appropriate to provide a basis for our opinion. The risk of not detecting a material misstatement resulting from fraud is higher than for one resulting from error, as fraud may involve collusion, forgery, intentional omissions, misrepresentations, or the override of internal control.
- Obtain an understanding of internal control relevant to the audit in order to design audit procedures that are appropriate in the circumstances. Under section 143(3)(i) of the Act, we are also responsible for expressing our opinion on whether the Company has adequate internal financial controls with reference to financial statements in place and the operating effectiveness of such controls.
- Evaluate the appropriateness of accounting policies used and the reasonableness of accounting estimates and related disclosures made by management.
- Conclude on the appropriateness of management's use of the going concern basis of accounting and, based on the audit evidence obtained, whether a material uncertainty exists related to events or conditions that may cast significant doubt on the Company's ability to continue as a going concern. If we conclude that a material uncertainty exists, we are required to draw attention in our auditor's report to the related disclosures in the financial statements or, if such disclosures are inadequate, to modify our opinion. Our conclusions are based on the audit evidence obtained up to the date of our auditor's report. However, future events or conditions may cause the Company to cease to continue as a going concern.
- Evaluate the overall presentation, structure and content of the standalone financial statements, including the disclosures, and whether the standalone financial statements represent the underlying transactions and events in a manner that achieves fair presentation.



Independent Auditor's Report

We communicate with those charged with governance regarding, among other matters, the planned scope and timing of the audit and significant audit findings, including any significant deficiencies in internal control that we identify during our audit.

We also provide those charged with governance with a statement that we have complied with relevant ethical requirements regarding independence, and to communicate with them all relationships and other matters that may reasonably be thought to bear on our independence, and where applicable, related safeguards.

From the matters communicated with those charged with governance, we determine those matters that were of most significance in the audit of the standalone financial statements for the financial year ended March 31, 2023 and are therefore the key audit matters. We describe these matters in our auditor's report unless law or regulation precludes public disclosure about the matter or when, in extremely rare circumstances, we determine that a matter should not be communicated in our report because the adverse consequences of doing so would reasonably be expected to outweigh the public interest benefits of such communication.

Report on Other Legal and Regulatory Requirements

1. As required by the Companies (Auditor's Report) Order, 2020 ("the Order"), issued by the Central Government of India in terms of sub-section (11) of section 143 of the Act, we give in the "Annexure 1" a statement on the matters specified in paragraphs 3 and 4 of the Order.
2. As required by Section 143(3) of the Act, we report that:
 - (a) We have sought and obtained all the information and explanations which to the best of our knowledge and belief were necessary for the purposes of our audit;
 - (b) In our opinion, proper books of account as required by law have been kept by the Company so far as it appears from our examination of those books;
 - (c) The Balance Sheet, the Statement of Profit and Loss including the Statement of Other Comprehensive Income, the Cash Flow Statement and Statement of Changes in Equity dealt with by this Report are in agreement with the books of account;
 - (d) In our opinion, the aforesaid standalone financial statements comply with the Accounting Standards specified under Section 133 of the Act, read with Companies (Indian Accounting Standards) Rules, 2015, as amended;
 - (e) On the basis of the written representations received from the directors as on March 31, 2023 taken on record by the Board of Directors, none of the directors is disqualified as on March 31, 2023 from being appointed as a director in terms of Section 164 (2) of the Act;
 - (f) With respect to the adequacy of the internal financial controls with reference to these standalone financial statements and the operating effectiveness of such controls, refer to our separate Report in "Annexure 2" to this report;
 - (g) In our opinion, the managerial remuneration for the year ended March 31, 2023 has been paid / provided by the Company to its directors in accordance with the provisions of Section 197 read with Schedule V to the Act;
 - (h) With respect to the other matters to be included in the Auditor's Report in accordance with Rule 11 of the Companies (Audit and Auditors) Rules, 2014, as amended in our opinion and to the best of our information and according to the explanations given to us:
 - i. The Company has disclosed the impact of pending litigations on its financial position in its standalone financial statements – Refer Note 35A to the standalone financial statements;
 - ii. The Company did not have any long-term contracts including derivative contracts for which there were any material foreseeable losses;
 - iii. There has been no delay in transferring amounts, required to be transferred, to the Investor Education and Protection Fund by the Company;
 - iv.
 - a) The management has represented that, to the best of its knowledge and belief, other than as disclosed in the note 49(v) to the standalone financial statements, no funds have been advanced or loaned or invested (either from borrowed funds or share premium or any other sources or kind of funds) by the Company to or in any other person(s) or entity(ies), including foreign entities ("Intermediaries"), with the understanding, whether recorded in writing or otherwise, that the Intermediary shall, whether, directly or indirectly lend or invest in other persons or entities identified in any manner whatsoever by or on behalf of the Company ("Ultimate Beneficiaries") or provide any guarantee, security or the like on behalf of the Ultimate Beneficiaries;
 - b) The management has represented that, to the best of its knowledge and belief, other than as disclosed in the note 49(vi) to the standalone financial statements, no funds have been received by the Company from any person(s) or entity(ies), including foreign entities ("Funding Parties"), with the understanding, whether recorded in writing or otherwise, that the Company shall, whether, directly or indirectly, lend or invest in other persons or entities identified in any manner whatsoever by or on behalf of the Funding Party ("Ultimate Beneficiaries") or provide any guarantee, security or the like on behalf of the Ultimate Beneficiaries; and

Independent Auditor's Report

- c) Based on such audit procedures performed that have been considered reasonable and appropriate in the circumstances, nothing has come to our notice that has caused us to believe that the representations under sub-clause (a) and (b) contain any material misstatement.
- v. The final dividend paid by the Company during the year in respect of the same declared for the previous year is in accordance with section 123 of the Act to the extent it applies to payment of dividend.
- The interim dividend declared and paid by the Company during the year and until the date of this audit report is in accordance with section 123 of the Act.
- As stated in note 45 to the standalone financial statements, the Board of Directors of the Company have proposed interim dividend for the year. The dividend declared is in accordance with section 123 of the Act to the extent it applies to declaration of dividend.
- vi. As proviso to Rule 3(1) of the Companies (Accounts) Rules, 2014 is applicable for the Company only w.e.f. April 1, 2023, reporting under this clause is not applicable.

For S.R. BATLIBOI & CO. LLP

Chartered Accountants

ICAI Firm registration number: 301003E/E300005

Sd/-

per **Sanjay Kumar Agarwal**

Partner

Membership No.: 060352

UDIN: 23060352BGWRFB8442

Place: Kolkata

Date: April 28, 2023

For M/S. S.K. NAREDI & CO.

Chartered Accountants

ICAI Firm registration number: 003333C

Sd/-

per **Abhijit Bose**

Partner

Membership No.: 056109

UDIN: 23056109BGWHJE8873

Place: Kolkata

Date: April 28, 2023



Independent Auditor's Report

"Annexure 1" referred to in paragraph 1 under the heading "Report on Other Legal and Regulatory Requirements" of our report of even date

Re : Ramkrishna Forgings Limited ("the Company")

In terms of the information and explanations sought by us and given by the company and the books of account and records examined by us in the normal course of audit and to the best of our knowledge and belief, we state that:

- (i) (a) (A) The Company has maintained proper records showing full particulars, including quantitative details and situation of Property, Plant and Equipment.
- (B) The Company has maintained proper records showing full particulars of intangibles assets.
- (b) Property, Plant and Equipment are physically verified by the management in accordance with a planned programme of verifying them once in three years which, in our opinion, is reasonable having regard to the size of the Company and the nature of its assets. Pursuant to the programme, a portion of the Property, Plant and Equipment has been physically verified by the management during the year and no material discrepancies were identified on such verification.
- (c) The title deeds of immovable properties (other than properties where the Company is the lessee and the lease agreements are duly executed in favour of the lessee) disclosed in note 4 to the financial statements are held in the name of the Company except one (1) number of immovable properties as indicated in the below mentioned case as at March 31, 2023.

Description of Property	Gross carrying value (₹ in lakhs)	Held in name of	Whether promoter, director or their relative or employee	Period held – indicate range, where appropriate	Reason for not being held in the name of Company
One property held at Jamshedpur	₹ 1,131.60	GVR Developers	No	31.03.2023	Registry of property is under process. Agreement is in the name of Ramkrishna Forgings Limited.

- (d) The Company has not revalued its Property, Plant and Equipment (including Right of use assets) or intangible assets during the year ended March 31, 2023.
- (e) As represented to us by the management, there are no proceedings initiated or are pending against the Company for holding any benami property under the Prohibition of Benami Property Transactions Act, 1988 and rules made thereunder.
- (ii) (a) The inventory has been physically verified by the management during the year except for inventories lying with third parties. In our opinion, the frequency of verification by the management is reasonable and the coverage and procedure for such verification is appropriate. Inventories lying with third parties have been confirmed by them as at March 31, 2023 and discrepancies were not noticed in respect of such confirmations. Discrepancies of 10% or more in aggregate for each class of inventory were not noticed on such physical verification.
- (b) As disclosed in note 18.4 to the financial statements, the Company has been sanctioned working capital limits in excess of ₹ five crores in aggregate from banks during the year on the basis of security of current assets of the Company. Based on the records examined by us in the normal course of audit of the financial statements, the quarterly returns/statements filed by the Company with such banks are not in agreement with the unaudited books of accounts of the Company and the details are as follows :

Quarter ending	Value per books of account (₹ in lakhs)	Value per quarterly return/statement (₹ in lakhs)	Discrepancy (give details)
Trade Receivables			As informed by the Management, the discrepancy is on account of the details being submitted on the basis of provisional books / financial statements. Adjustments pertaining to cut offs, forex restatements, Bill discounting (with recourse), etc are done only on finalization of books of accounts / financial statements.
September 30, 2022	73,831.65	73,509.00	
December 31, 2022	76,673.81	76,713.85	

The Company do not have sanctioned working capital limits in excess of ₹ five crores in aggregate from financial institutions during the year on the basis of security of current assets of the Company.

- (iii) (a) During the year the Company has not provided loans, advances in the nature of loans or provided security to companies, firms, Limited Liability Partnerships or any other parties. However, the Company has, during the year, stood guarantee to its wholly owned subsidiary companies as follows:

Independent Auditor's Report

	Guarantees (₹ in lakhs)
Aggregate amount granted/ provided during the year	
- Subsidiaries	6,108.40
Balance outstanding of the guarantees as at balance sheet date in respect of subsidiaries	13,343.40*^

* includes ₹ 5,000 lakhs guarantee given against performance

^ includes ₹ 8,343.40 lakhs corporate guarantee given for loan taken in two subsidiaries against which ₹ 7,194.44 lakhs was outstanding as at March 31, 2023.

(b) During the year the terms and conditions of investment made and the guarantees given by the Company to its wholly owned subsidiary companies are not prejudicial to the Company's interest. The Company has not provided security and granted loans and advances in the nature of loans to companies, firms, Limited Liability Partnerships or any other parties during the year.

(c) The Company has not granted loans and advances in the nature of loans to companies, firms, Limited Liability Partnerships or any other parties. Accordingly, the requirement to report on clause 3(iii)(c) of the Order is not applicable to the Company.

(d) There are no amounts of loans and advances in the nature of loans granted to companies, firms, limited liability partnerships or any other parties which are overdue for more than ninety days.

(e) There were no loans or advances in the nature of loan granted to companies, firms, Limited Liability Partnerships or any other parties which was fallen due during the year, that have been renewed or extended or fresh loans granted to settle the overdues of existing loans given to the same parties.

(f) The Company has not granted any loans or advances in the nature of loans, either repayable on demand or without specifying any terms or period of repayment to companies, firms, Limited Liability Partnerships or any other parties. Accordingly, the requirement to report on clause 3(iii)(f) of the Order is not applicable to the Company.

(iv) Loans, investments, guarantees and security in respect of which provisions of sections 185 and 186 of the Companies Act, 2013 are applicable have been complied with by the Company.

(v) The Company has neither accepted any deposits from the public nor accepted any amounts which are deemed to be deposits within the meaning of Sections 73 to 76 of the Companies Act and the rules made thereunder, to the extent applicable. Accordingly, the requirement to report on clause 3(v) of the Order is not applicable to the Company.

(vi) We have broadly reviewed the books of account maintained by the Company pursuant to the rules made by the Central Government for the maintenance of cost records under section 148(1) of the Companies Act, 2013, related to manufacture of goods, and are of the opinion that prima facie, the specified accounts and records have been made and maintained. We have not, however, made a detailed examination of the same.

(vii) (a) Undisputed statutory dues including goods and services tax, provident fund, employees' state insurance, income-tax, sales-tax, service tax, duty of custom, duty of excise, value added tax, cess and other statutory dues have generally been regularly deposited with the appropriate authorities except for advance tax for last quarter which has been paid off subsequent to balance sheet date.

According to the information and explanations given to us and based on audit procedures performed by us, no undisputed amounts payable in respect of these statutory dues were outstanding, at the year end, for a period of more than six months from the date they became payable.

(b) The dues outstanding of goods and services tax, provident fund, employees' state insurance, income-tax, sales-tax, service tax, duty on custom, duty of excise, value added tax and other statutory dues have not been deposited on account of any dispute, are as follows:

Name of the statute	Nature of Dues	Amount (₹ In lakhs)	Period to which the amount relates	Forum where the dispute is pending
Jharkhand Value Added Tax Act, 2005	Sales Tax	25.90	2015-16	The Hon'ble Supreme Court of India
Service Tax under Finance Act, 1994	Service Tax	727.65	F.Y. 2012-13 to June 2018	Commissioner of GST and Central Excise
	Service Tax	450.60	F.Y. 2012 to 2014-15	High Court Ranchi
	Service Tax	76.62	F.Y. 2016 to Jun 2017	Joint commissioner, Central Excise, Jamshedpur
	Service Tax	1,331.30	F.Y. 2012-13 to 2015-16	Commissioner of Excise



Independent Auditor's Report

- (viii) As represented to us by the management, the Company has not surrendered or disclosed any transaction, previously unrecorded in the books of account, in the tax assessments under the Income Tax Act, 1961 as income during the year. Accordingly, the requirement to report on clause 3(viii) of the Order is not applicable to the Company.
- (ix) (a) The Company has not defaulted in repayment of loans or borrowings to banks or in the payment of interest thereon to any lender.
- (b) As represented to us by the management, the Company has not been declared wilful defaulter by any bank or financial institution or government or any government authority.
- (c) Term loans were applied for the purpose for which the loans were obtained.
- (d) On an overall examination of the financial statements of the Company, no funds raised on short-term basis have been used for long-term purposes by the Company.
- (e) On an overall examination of the financial statements of the Company, the Company has not taken any funds from any entity or person on account of or to meet the obligations of its subsidiaries. The Company does not have associate or joint ventures.
- (f) The Company has not raised loans during the year on the pledge of securities held in its subsidiaries. Hence, the requirement to report on clause (ix)(f) of the Order is not applicable to the Company.
- (x) (a) The Company has not raised any money during the year by way of initial public offer / further public offer (including debt instruments) and hence, the requirement to report on clause 3(x)(a) of the Order is not applicable to the Company.
- (b) The Company, during the year, has complied with provisions of sections 62 and 42 of the Companies Act, 2013 in respect of preferential issue of warrants, which is convertible into equity shares. The funds raised by way of allotment money of warrants have been used for the purposes for which the funds were raised. The Company has not made any preferential allotment of shares /fully or partially or optionally convertible debentures during the year.
- (xi) (a) As represented to us by the management, no fraud / material fraud by the Company or on the Company has been noticed or reported during the year.
- (b) During the year, no report under sub-section (12) of section 143 of the Companies Act, 2013 has been filed by cost auditor/ secretarial auditor or by us in Form ADT – 4 as prescribed under Rule 13 of Companies (Audit and Auditors) Rules, 2014 with the Central Government.
- (c) As represented to us by the management, there are no whistle blower complaints received by the Company during the year.
- (xii) The Company is not a nidhi Company as per the provisions of the Companies Act, 2013. Therefore, the requirement to report on clause 3(xii)(a), (b) and (c) of the Order is not applicable to the Company.
- (xiii) Transactions with the related parties are in compliance with section 177 and 188 of Companies Act, 2013 where applicable and the details have been disclosed in the notes to the standalone financial statements, as required by the applicable accounting standards.
- (xiv) (a) The Company has an internal audit system commensurate with the size and nature of its business.
- (b) The internal audit reports of the Company issued till the date of the audit report, for the period under audit have been considered by us.
- (xv) The Company has not entered into any non-cash transactions with directors or persons connected with its directors and hence requirement to report on clause 3(xv) of the Order is not applicable to the Company.
- (xvi) (a) The provisions of section 45-IA of the Reserve Bank of India Act, 1934 (2 of 1934) are not applicable to the Company. Accordingly, the requirement to report on clause (a) of the Order is not applicable to the Company.
- (b) The Company has not conducted any Non-Banking Financial or Housing Finance activities.
- (c) The Company is not a Core Investment Company as defined in the regulations made by Reserve Bank of India. Accordingly, the requirement to report on clause 3(xvi) of the Order is not applicable to the Company.
- (d) As represented to us by the management, the Group has one Core Investment Company as part of the Group.
- (xvii) The Company has not incurred cash losses in the current and immediately preceding financial year.
- (xviii) There has been no resignation of the statutory auditors during the year and accordingly requirement to report on Clause 3(xviii) of the Order is not applicable to the Company.
- (xix) On the basis of the financial ratios disclosed in note 46 to the financial statements, ageing and expected dates of realization of financial assets and payment of financial liabilities, other information accompanying the financial statements, our knowledge of the Board of Directors and management plans and based on our examination of the evidence supporting the assumptions, nothing has come to our attention, which causes us to believe that any material uncertainty exists as on the date of the audit

Independent Auditor's Report

report that Company is not capable of meeting its liabilities existing at the date of balance sheet as and when they fall due within a period of one year from the balance sheet date. We, however, state that this is not an assurance as to the future viability of the Company. We further state that our reporting is based on the facts up to the date of the audit report and we neither give any guarantee nor any assurance that all liabilities falling due within a period of one year from the balance sheet date, will get discharged by the Company as and when they fall due.

- (xx) (a) In respect of other than ongoing projects, there are no unspent amounts that are required to be transferred to a fund specified in Schedule VII of the Companies Act (the Act), in compliance with second proviso to sub section 5 of section 135 of the Act. This matter has been disclosed in note 37 to the financial statements.
- (b) There are no unspent amounts in respect of ongoing projects, that are required to be transferred to a special account in compliance of provision of sub section (6) of section 135 of Companies Act. This matter has been disclosed in note 37 to the financial statements.

For S.R. BATLIBOI & CO. LLP

Chartered Accountants

ICAI Firm registration number: 301003E/E300005

Sd/-

per **Sanjay Kumar Agarwal**

Partner

Membership No.: 060352

UDIN: 23060352BGWRFB8442

Place: Kolkata

Date: April 28, 2023

For M/S. S.K. NAREDI & CO.

Chartered Accountants

ICAI Firm registration number: 003333C

Sd/-

per **Abhijit Bose**

Partner

Membership No.: 056109

UDIN: 23056109BGWHJE8873

Place: Kolkata

Date: April 28, 2023



Independent Auditor's Report

ANNEXURE 2 TO THE INDEPENDENT AUDITOR'S REPORT OF EVEN DATE ON THE STANDALONE FINANCIAL STATEMENTS OF RAMKRISHNA FORGINGS LIMITED

Report on the Internal Financial Controls under Clause (i) of Sub-section 3 of Section 143 of the Companies Act, 2013 ("the Act")

We have audited the internal financial controls with reference to standalone financial statements of Ramkrishna Forgings Limited ("the Company") as of March 31, 2023 in conjunction with our audit of the standalone financial statements of the Company for the year ended on that date.

Management's Responsibility for Internal Financial Controls

The Company's Management is responsible for establishing and maintaining internal financial controls based on the internal control over financial reporting criteria established by the Company considering the essential components of internal control stated in the Guidance Note on Audit of Internal Financial Controls Over Financial Reporting issued by the Institute of Chartered Accountants of India ("ICAI"). These responsibilities include the design, implementation and maintenance of adequate internal financial controls that were operating effectively for ensuring the orderly and efficient conduct of its business, including adherence to the Company's policies, the safeguarding of its assets, the prevention and detection of frauds and errors, the accuracy and completeness of the accounting records, and the timely preparation of reliable financial information, as required under the Companies Act, 2013.

Auditor's Responsibility

Our responsibility is to express an opinion on the Company's internal financial controls with reference to these standalone financial statements based on our audit. We conducted our audit in accordance with the Guidance Note on Audit of Internal Financial Controls Over Financial Reporting (the "Guidance Note") and the Standards on Auditing, as specified under section 143(10) of the Act, to the extent applicable to an audit of internal financial controls, both issued by ICAI. Those Standards and the Guidance Note require that we comply with ethical requirements and plan and perform the audit to obtain reasonable assurance about whether adequate internal financial controls with reference to these standalone financial statements was established and maintained and if such controls operated effectively in all material respects.

Our audit involves performing procedures to obtain audit evidence about the adequacy of the internal financial controls with reference to these standalone financial statements and their operating effectiveness. Our audit of internal financial controls with reference to standalone financial statements included obtaining an understanding of internal financial controls with reference to these standalone financial statements, assessing the risk that a material weakness exists, and testing and evaluating the design and operating effectiveness of internal control based on the assessed risk. The procedures selected depend on the auditor's judgement, including the assessment of the risks of material misstatement of the financial statements, whether due to fraud or error.

We believe that the audit evidence we have obtained is sufficient and appropriate to provide a basis for our audit opinion on the Company's internal financial controls with reference to these standalone financial statements.

Meaning of Internal Financial Controls With Reference to these Standalone Financial Statements

A company's internal financial controls with reference to standalone financial statements is a process designed to provide reasonable assurance regarding the reliability of financial reporting and the preparation of financial statements for external purposes in accordance with generally accepted accounting principles. A company's internal financial controls with reference to standalone financial statements includes those policies and procedures that (1) pertain to the maintenance of records that, in reasonable detail, accurately and fairly reflect the transactions and dispositions of the assets of the company; (2) provide reasonable assurance that transactions are recorded as necessary to permit preparation of financial statements in accordance with generally accepted accounting principles, and that receipts and expenditures of the company are being made only in accordance with authorisations of management and directors of the company; and (3) provide reasonable assurance regarding prevention or timely detection of unauthorised acquisition, use, or disposition of the company's assets that could have a material effect on the financial statements.

Independent Auditor's Report

Inherent Limitations of Internal Financial Controls With Reference to Standalone Financial Statements

Because of the inherent limitations of internal financial controls with reference to standalone financial statements, including the possibility of collusion or improper management override of controls, material misstatements due to error or fraud may occur and not be detected. Also, projections of any evaluation of the internal financial controls with reference to standalone financial statements to future periods are subject to the risk that the internal financial control with reference to standalone financial statements may become inadequate because of changes in conditions, or that the degree of compliance with the policies or procedures may deteriorate.

Opinion

In our opinion, the Company has, in all material respects, adequate internal financial controls with reference to standalone financial statements and such internal financial controls with reference to standalone financial statements were operating effectively as at March 31, 2023, based on the internal control over financial reporting criteria established by the Company considering the essential components of internal control stated in the Guidance Note issued by the ICAI.

For S.R. BATLIBOI & CO. LLP

Chartered Accountants
ICAI Firm registration number: 301003E/E300005

Sd/-
per **Sanjay Kumar Agarwal**
Partner
Membership No.: 060352
UDIN: 23060352BGWRF8442

Place: Kolkata
Date: April 28, 2023

For M/S. S.K. NAREDI & CO.

Chartered Accountants
ICAI Firm registration number: 003333C

Sd/-
per **Abhijit Bose**
Partner
Membership No.: 056109
UDIN: 23056109BGWHJE8873

Place: Kolkata
Date: April 28, 2023



Standalone Balance Sheet

(All amounts in INR Lakhs, unless otherwise stated)

as at March 31, 2023

	Note No.	As at March 31, 2023	As at March 31, 2022
ASSETS			
Non-current assets			
(a) Property, plant and equipment	4	1,65,447.35	1,43,393.63
(b) Capital work-in-progress	4(a)	8,507.67	12,509.00
(c) Intangible assets	5	80.57	113.17
(d) Right-of-use assets	6	2,960.68	3,057.67
(e) Financial assets			
(i) Investments	7(a)	1,938.79	1,937.79
(ii) Loans	9	140.76	221.85
(iii) Other financial assets	10	1,945.23	1,324.06
(f) Non-current tax assets (net)	12(a)	249.58	249.58
(g) Other non-current assets	13	7,207.87	5,316.41
		1,88,478.50	1,68,123.16
Current assets			
(a) Inventories	14	86,852.22	68,267.02
(b) Financial assets			
(i) Investments	7(b)	-	5,500.00
(ii) Trade receivables	8	72,536.27	87,780.64
(iii) Cash and cash equivalents	15(a)	4,094.05	3,102.48
(iv) Bank balances other than (iii) above	15(b)	152.82	134.09
(v) Loans	9	102.33	112.13
(vi) Other financial assets	10	1,455.80	3,488.44
(c) Current tax assets (net)	12(b)	14.36	14.36
(d) Other current assets	13	9,372.92	7,089.35
		1,74,580.66	1,75,488.51
TOTAL ASSETS		3,630,59.16	3,43,611.67
EQUITY AND LIABILITIES			
Equity			
(a) Equity share capital	16	3,197.79	3,197.79
(b) Other equity	17	1,29,294.64	1,06,210.24
TOTAL EQUITY		1,32,492.43	1,09,408.03
Liabilities			
Non-current liabilities			
(a) Financial liabilities			
(i) Borrowings	18	75,092.03	85,945.18
(ia) Lease liabilities	19	2,054.09	2,279.87
(b) Deferred tax liabilities (net)	11	11,715.71	7,926.52
(c) Other non-current liabilities	23	4,361.44	1,568.23
		93,223.27	97,719.80
Current liabilities			
(a) Financial liabilities			
(i) Borrowings	18	49,007.61	71,794.45
(ia) Lease liabilities	19	550.20	428.75
(ii) Trade payables	20		
a) Total outstanding dues of micro enterprises and small enterprises		1,644.97	844.29
b) Total outstanding dues of creditors other than micro enterprises and small enterprises		74,968.86	56,612.23
(iii) Other financial liabilities	21	5,888.36	3,594.28
(b) Other current liabilities	23	2,584.59	2,401.38
(c) Provisions	22	876.05	595.30
(d) Current tax liabilities (net)	12(c)	1,822.82	213.16
		1,37,343.46	1,36,483.84
TOTAL LIABILITIES		2,30,566.73	2,34,203.64
TOTAL EQUITY & LIABILITIES		3,630,59.16	3,43,611.67

Significant Accounting Policies 2

The accompanying notes form an integral part of these standalone financial statements

As per our report of the even date

For and on behalf of the Board of Directors of **Ramkrishna Forgings Limited**For **S.R.Batlilboi & Co. LLP**ICAI Firm Registration No. 301003E/E300005
Chartered AccountantsSd/-
Per **Sanjay Kumar Agarwal**
Partner
Membership No. 060352Place: Kolkata
Dated: April 28, 2023For **S K Naredi & Co.**ICAI Firm Registration No. 003333C
Chartered AccountantsSd/-
Per **Abhijit Bose**
Partner
Membership No. 056109Sd/-
(Naresh Jalan)
Managing Director
DIN: 00375462Sd/-
(Pawan Kumar Kedia)
Wholtime Director
DIN: 00375557Sd/-
(Rajesh Mundhra)
Company Secretary
ACS: 12991Sd/-
(Chaitanya Jalan)
Wholtime Director
DIN: 07540301Sd/-
(Lalit Kumar Khetan)
Wholtime Director & CFO
DIN: 00533671 & FCA: 056935

Standalone Statement of Profit and Loss

for the year ended March 31, 2023

(All amounts in INR Lakhs, unless otherwise stated)

	Note No.	For the year ended March 31, 2023	For the year ended March 31, 2022
Income			
Revenue from operations	24	3,00,099.86	2,28,536.55
Other income	25	376.73	160.93
Total Income (i)		3,00,476.59	2,28,697.48
Expenses			
Cost of materials consumed	26	1,60,367.99	1,21,422.59
Increase in inventories of finished goods, work in progress and scrap	27	(15,993.50)	(18,345.10)
Employee benefits expense	28	14,431.17	12,028.45
Power & Fuel		18,791.87	15,240.41
Finance costs	29	11,495.91	9,334.69
Depreciation and amortisation expenses	6A	20,135.25	16,905.90
Other expenses	30	55,683.24	45,493.29
Total Expenses (ii)		2,64,911.93	2,02,080.23
Profit before Tax (i-ii)		35,564.66	26,617.25
Tax expense			
	11		
- Pertaining to Profit for the current year		11,947.85	8,105.25
- Tax adjustments for earlier year		(70.67)	169.23
- Deferred tax charge/(credit) (refer note 11(ii)(a))		128.27	(2,307.41)
Total tax expense (iii)		12,005.45	5,967.07
Profit for the year (iv) = (i - ii - iii)		23,559.21	20,650.18
Other Comprehensive Income			
Other comprehensive Income not to be reclassified to Profit or Loss in subsequent years			
i) Re-measurement Income on defined benefit plans		(175.52)	44.72
ii) Income tax effect on above		61.33	(15.63)
Other Comprehensive Income/(Loss) for the year (net of tax) (v)		(114.19)	29.09
Total Comprehensive Income for the year (iv + v)		23,445.02	20,679.27
Earnings per equity share -			
	31		
(Face value ₹ 2/- per share (refer note 16c))			
1) Basic		14.73	12.91
2) Diluted		14.65	12.91

Significant Accounting Policies

2

The accompanying notes form an integral part of these standalone financial statements

As per our report of the even date

For and on behalf of the Board of Directors of **Ramkrishna Forgings Limited**For **S.R.Batliboi & Co. LLP**ICAI Firm Registration No. 301003E/E300005
Chartered AccountantsSd/-
Per **Sanjay Kumar Agarwal**Partner
Membership No. 060352Place: Kolkata
Dated: April 28, 2023For **S K Naredi & Co.**ICAI Firm Registration No. 003333C
Chartered AccountantsSd/-
Per **Abhijit Bose**Partner
Membership No. 056109Sd/-
(Naresh Jalan)Managing Director
DIN: 00375462Sd/-
(Pawan Kumar Kedia)Wholetime Director
DIN: 00375557Sd/-
(Rajesh Mundhra)
Company Secretary
ACS: 12991Sd/-
(Chaitanya Jalan)Wholetime Director
DIN: 07540301Sd/-
(Lalit Kumar Khetan)Wholetime Director & CFO
DIN: 00533671 & FCA: 056935



Standalone Statement of Changes in Equity

for the period ended March 31, 2023

(All amounts in INR Lakhs, unless otherwise stated)

A. Equity Share Capital (refer note 16)

Particulars	Balance as at April 1, 2022	ESOP exercised during the year	Adjustment for Sub-Division of Equity Shares	Balance as at March 31, 2023
Equity Share of ₹ 2/- (March 31, 2022 : ₹ 2/-) each issued, subscribed and fully paid	3,197.79	-	-	3,197.79
Equity Share in numbers	15,98,89,535	-	-	15,98,89,535

Particulars	Balance as at April 1, 2022	ESOP exercised during the year	Adjustment for Sub-Division of Equity Shares	Balance as at March 31, 2022
Equity Share of ₹ 2/- (March 31, 2021 : ₹ 10/-) each issued, subscribed and fully paid	3,193.27	4.52	-	3,197.79
Equity Share in numbers	3,19,32,706	45,201	12,79,11,628	15,98,89,535

During the financial year 2021-2022, 45,201 nos of equity shares of face value ₹ 10/- each has been exercised from the previous allotment made by the Company to Ramkrishna Forgings Limited Employee Welfare Trust under Ramkrishna Forgings Limited - Employee Stock Option Plan 2015 (RKFL ESOP Scheme 2015) at a premium of ₹ 390/- aggregating to ₹ 400 per equity share. The Company in this respect had given advances to M/s. Ramkrishna Forgings Limited Employee Welfare Trust ("the trust") which would be recovered from the trust on issue of the aforesaid shares to the employees in terms of the above scheme.

* Pursuant to the Special Resolution passed by the Shareholders of the Company by way of Postal Ballot through electronic means, the Company has sub-divided its equity share of face value ₹ 10/- (₹ Ten only) each fully paid up, into 5 (five) equity shares of face value ₹ 2/- (₹ Two only) each fully paid-up, effective from March 15, 2022. This has been considered for calculating weighted average number of equity shares for all periods presented, as per Ind AS 33-Earnings Per Share.

B. Other Equity (refer note 17)

Particulars	Reserve and Surplus							Total
	Capital Reserve	Securities Premium	General reserve	Employee Stock Options Outstanding (ESOP)	Capital redemption reserve	Money received against Share Warrants	Retained earnings	
Balance as at April 1, 2022	3,546.01	37,017.33	4,610.81	748.73	67.50	-	60,219.86	1,06,210.24
Profit for the year	-	-	-	-	-	-	23,559.21	23,559.21
Other comprehensive income (net of tax)								
- Re-measurement Income on defined benefit plans	-	-	-	-	-	-	(114.19)	(114.19)
Total comprehensive income for the year	-	-	-	-	-	-	23,445.02	23,445.02
Transfer from Retained earnings to General reserve	-	-	500.00	-	-	-	(500.00)	-
Money received against Share Warrants (Refer note 17(f))	-	-	-	-	-	2,357.50	-	2,357.50
Dividend on equity shares (refer note 45)	-	-	-	-	-	-	(2,718.12)	(2,718.12)
	-	-	500.00	-	-	2,357.50	20,226.90	23,084.40
Balance as at March 31, 2023	3,546.01	37,017.33	5,110.81	748.73	67.50	2,357.50	80,446.76	1,29,294.64

Standalone Statement of Changes in Equity

for the period ended March 31, 2023

(All amounts in INR Lakhs, unless otherwise stated)

Particulars	Reserve and Surplus							Total
	Capital Reserve	Securities Premium	General reserve	Employee Stock Options Outstanding (ESOP)	Capital redemption reserve	Money received against Share Warrants	Retained earnings	
Balance as at April 1, 2021	3,546.01	36,841.05	4,110.81	717.87	67.50	-	40,520.26	85,803.50
Profit for the year	-	-	-	-	-	-	20,650.18	20,650.18
Other comprehensive income (net of tax)								
- Re-measurement Income on defined benefit plans	-	-	-	-	-	-	29.09	29.09
Total comprehensive income for the year	-	-	-	-	-	-	20,679.27	20,679.27
Transfer from Retained earnings to General reserve	-	-	500.00	-	-	-	(500.00)	-
ESOP cost amortized during the year	-	-	-	30.86	-	-	-	30.86
Securities premium on ESOP exercised from previous allotment	-	176.28	-	-	-	-	-	176.28
Dividend on equity shares (refer note 45)	-	-	-	-	-	-	(479.67)	(479.67)
Balance as at March 31, 2022	3,546.01	37,017.33	4,610.81	748.73	67.50	-	60,219.86	1,06,210.24

Significant Accounting Policies

2

The accompanying notes form an integral part of these standalone financial statements

As per our report of the even date

For and on behalf of the Board of Directors of **Ramkrishna Forgings Limited**

For **S.R.Batliboi & Co. LLP**

ICAI Firm Registration No. 301003E/E300005
Chartered Accountants

Sd/-
Per **Sanjay Kumar Agarwal**
Partner
Membership No. 060352

Place: Kolkata
Dated: April 28, 2023

For **S K Naredi & Co.**

ICAI Firm Registration No. 003333C
Chartered Accountants

Sd/-
Per **Abhijit Bose**
Partner
Membership No. 056109

Sd/-
(Naresh Jalan)
Managing Director
DIN: 00375462

Sd/-
(Pawan Kumar Kedia)
Wholetime Director
DIN: 00375557

Sd/-
(Rajesh Mundhra)
Company Secretary
ACS: 12991

Sd/-
(Chaitanya Jalan)
Wholetime Director
DIN: 07540301

Sd/-
(Lalit Kumar Khetan)
Wholetime Director & CFO
DIN: 00533671 & FCA: 056935



Standalone Statement of Cash Flows

for the year ended March 31, 2023

(All amounts in INR Lakhs, unless otherwise stated)

	For the year ended March 31, 2023	For the year ended March 31, 2022
A. CASH FLOW FROM OPERATING ACTIVITIES:		
PROFIT BEFORE TAXES	35,564.66	26,617.25
Adjustments to reconcile profit before tax to net cash flows:		
Depreciation and amortization expenses	20,135.25	16,905.90
Balances written off/(back) (net)	21.74	(103.85)
Profit on sale of Property, plant and equipment (net)	(45.47)	(2.88)
Provision for Slow Moving Inventories	45.52	(28.35)
Profit on sales of mutual fund	(2.72)	-
Reversal of net liability on termination of lease	(57.63)	-
Employees Stock Option Expenses	-	30.86
Interest income	(109.45)	(91.56)
Net foreign exchange differences (unrealised)	(2,586.82)	(1,680.23)
Amortisation of Government Grants	(2,138.64)	(772.27)
Finance Costs	11,495.91	9,334.69
Operating Profit before changes in operating assets and liabilities	62,322.35	50,209.56
Changes in operating assets and liabilities:		
Decrease / (Increase) in trade receivables	19,127.31	(30,158.16)
Increase in inventories	(18,630.61)	(25,245.00)
Decrease / (Increase) in loans	90.89	(152.10)
Decrease / (Increase) in other financial assets	1,289.45	(458.36)
Decrease / (Increase) in other assets	390.19	(1,982.56)
Increase in provisions	105.23	75.80
Increase in trade payables	19,326.41	14,736.92
Increase in other financial liabilities	294.96	264.14
Increase in other liabilities	183.21	1,173.31
Cash generated from operations	84,499.39	8,463.55
Direct Tax paid	(6,723.80)	(4,555.66)
NET CASH FLOW FROM OPERATING ACTIVITIES (A)	77,775.59	3,907.89
B. CASH USED IN INVESTING ACTIVITIES:		
Purchase of property, plant and equipment and intangible assets (including capital work-in-progress, capital creditors and capital advances)	(35,494.71)	(29,886.64)
Proceeds from sale of property, plant and equipment	184.38	43.75
Investment in bank deposits (net)	(17.14)	(111.58)
Investment in subsidiary companies	(1.00)	-
Proceeds from sale of / (Investment in) liquid mutual funds	5,502.72	(5,500.00)
Interest Received	98.91	106.72
NET CASH USED IN INVESTING ACTIVITIES (B)	(29,726.84)	(35,347.75)
C. CASH FLOW FROM FINANCING ACTIVITIES:		
Proceeds from Issue of Equity Share Capital including Securities Premium under ESOP	-	180.80
Proceeds from issue of shares warrants	2,357.50	-
Dividend paid on equity shares	(2,718.12)	(479.67)
Payment of lease liabilities	(733.38)	(51.35)
Interest Paid	(10,882.96)	(9,419.27)
Proceeds from Long Term Borrowings	23,346.20	50,444.61
Repayment of Long Term Borrowings	(32,254.21)	(26,648.54)
Short Term Borrowings (net)	(26,172.21)	13,857.16
NET CASH FLOW FROM / (USED IN) FINANCING ACTIVITIES (C)	(47,057.18)	27,883.74
NET INCREASE / (DECREASE) IN CASH AND CASH EQUIVALENTS (A+B+C)	991.57	(3,556.12)
Opening Cash and cash equivalents (Refer note 15a)	3,102.48	6,658.60
Closing Cash and cash equivalents (Refer note 15a)	4,094.05	3,102.48
NET INCREASE / (DECREASE) IN CASH AND CASH EQUIVALENTS	991.57	(3,556.12)

Standalone Statement of Cash Flows

for the year ended March 31, 2023

(All amounts in INR Lakhs, unless otherwise stated)

Notes:	As at March 31, 2023	As at March 31, 2022
a) Cash and Cash Equivalents include:		
Cash and Cash Equivalents:		
i) Cash in hand	5.32	3.42
ii) Balances with banks		
- On Current Accounts	3,976.12	3,099.06
- Fixed deposits with original maturity of less than 3 months	112.61	-
Cash and Cash Equivalents	4,094.05	3,102.48

Significant Accounting Policies 2

The accompanying notes form an integral part of these standalone financial statements

As per our report of the even date

For and on behalf of the Board of Directors of **Ramkrishna Forgings Limited**

For **S.R.Batliboi & Co. LLP**

ICAI Firm Registration No. 301003E/E300005
Chartered Accountants

Sd/-
Per **Sanjay Kumar Agarwal**
Partner
Membership No. 060352

For **S K Naredi & Co.**

ICAI Firm Registration No. 003333C
Chartered Accountants

Sd/-
Per **Abhijit Bose**
Partner
Membership No. 056109

Sd/-
(Naresh Jalan)
Managing Director
DIN: 00375462

Sd/-
(Pawan Kumar Kedia)
Wholetime Director
DIN: 00375557

Sd/-
(Rajesh Mundhra)
Company Secretary
ACS: 12991

Sd/-
(Chaitanya Jalan)
Wholetime Director
DIN: 07540301

Sd/-
(Lalit Kumar Khetan)
Wholetime Director & CFO
DIN: 00533671 & FCA: 056935

Place: Kolkata
Dated: April 28, 2023



Notes to the Standalone financial statements

as at and for the year ended March 31, 2023

(All amounts in INR Lakhs, unless otherwise stated)

1. Company Overview

Ramkrishna Forgings Limited ("the Company") is a Public Company domiciled in India and incorporated under the provisions of the Companies Act applicable in India. Its shares are listed on National Stock Exchange of India (NSE) and Bombay Stock Exchange (BSE). The registered office of the Company is located at 23, Circus Avenue, 9th floor, Kolkata - 700 017, West Bengal, India.

The Company is primarily engaged in manufacturing and sale of forged components of automobiles, railway wagons & coach and engineering parts. The Company presently has manufacturing facilities at Gamaria, Adityapur Industrial Area, Baliguma, Dugni at Saraikela, Jamshedpur in Jharkhand and at Liluah in West Bengal.

These standalone financial statements were approved and authorised for issue with the resolution of the Board of Directors on April 28, 2023.

2. Basis of Preparation of Financial Statements and Significant Accounting Policies

2.1 Basis of Preparation of financial statements and compliance with Indian Accounting Standards "Ind-AS"

These standalone financial statements comply in all material respects with the Indian Accounting Standards (Ind AS) notified under section 133 of the Companies Act, 2013 (the 'Act'), Companies (Indian Accounting Standards) Rules, 2015 as amended from time to time and other relevant provisions of the Act. These standards and policies have been consistently applied to all the years presented, unless otherwise stated.

The financial statements have been prepared on a going concern basis under historical cost convention and on accrual method of accounting, except for certain financial assets/ liabilities measured at fair value as described in accounting policies regarding financial instruments. The financial statements are presented in INR which is the Company's functional and presentation currency and all values are rounded to the nearest lakhs (INR 1,00,000), except when otherwise indicated.

2.2 Current v/s Non Current Classification

The Company presents assets and liabilities in the Balance Sheet based on current / non-current classification.

An asset is classified as current when it is:

- a. Expected to be realised or intended to be sold or consumed in the normal operating cycle,
- b. Held primarily for the purpose of trading,
- c. Expected to be realised within twelve months after the reporting period, or
- d. Cash or cash equivalents unless restricted from being exchanged or used to settle a liability for at least twelve months after the reporting period.

All other assets are classified as non-current.

A liability is classified as current when:

- a. It is expected to be settled in the normal operating cycle,
- b. It is held primarily for the purpose of trading,
- c. It is due to be settled within twelve months after the reporting period, or
- d. There is no unconditional right to defer settlement of the liability beyond at least twelve months after the reporting period.

All other liabilities are classified as non-current.

Deferred tax assets and liabilities are classified as non-current.

The operating cycle is the time between the acquisition of assets for processing and their realisation in cash and cash equivalents. The Company has identified twelve months as its operating cycle.

Historical cost convention

These standalone financial statements have been prepared on a historical cost basis, except the following, which are measured at fair values:-

- i) certain financial assets and liabilities (including derivative instruments);
- ii) Plan assets of defined benefit employee benefit plans

Notes to the Standalone financial statements

as at and for the year ended March 31, 2023

2.3 Summary of Significant Accounting Policies

a) Property, Plant and Equipment

Tangible Assets and Depreciation.

Tangible Assets are stated either at deemed cost as considered on the date of transition to Ind AS or at cost of acquisition / construction together with any incidental expenses related to acquisition and appropriate borrowing costs, less accumulated depreciation and accumulated impairment loss, if any. An impairment loss is recognized where applicable, when the carrying value of tangible assets of cash generating unit exceed its fair value or value in use, whichever is higher

Subsequent costs are included in the asset's carrying amount or recognised as a separate asset, as appropriate, only when it is probable that future economic benefits associated with the item will flow to the Company and the cost of the item can be measured reliably. The carrying amount of the replaced component is derecognised when replaced. All other repairs and maintenance are charged to the statement of profit and loss during the reporting period in which they are incurred, if any.

Capital work in progress is stated at cost, net of accumulated impairment loss, if any.

Depreciation on property, plant and equipment is provided under the straight-line method over the useful lives of assets as prescribed in Part C of Schedule II to the Companies Act 2013 except for the following assets where the useful life considered is different than that prescribed in Schedule II on the basis of management's technical evaluation. The management believes that the useful lives as given below represents the period over which management expects to use these assets.

Type of asset	Useful lives estimated by the management (years)
Air Conditioning Machines	10
Plant and Machinery (Including Dies)	10 to 40

The Company reviews the estimated residual values and expected useful lives of assets at least annually. In particular, the Company considers the impact of health, safety and environmental legislation in its assessment of expected useful lives and estimated residual values.

An item of property, plant and equipment and any significant part initially recognised is derecognised upon disposal or when no future economic benefits are expected from its use or disposal. Depreciation for assets purchased / sold during the year is proportionately charged. Any gain or loss arising on de-recognition of the asset (calculated as the difference between the net disposal proceeds and the carrying amount of the asset) is included in the income statement when the asset is derecognised.

The residual values, useful lives and methods of depreciation of property, plant and equipment are reviewed at each financial year end and adjusted prospectively, if appropriate.

b) Intangible assets

Intangible assets have a finite useful life and are stated at cost less accumulated amortisation, impairment loss, if any.

Computer Software for internal use, which is primarily acquired from third party vendors, is capitalised. Subsequent costs associated with maintaining such software are recognised as expense as incurred. Cost of software includes license fees and cost of implementation / system integration services, where applicable.

Gains or losses arising from derecognition of an Intangible asset are measured as the difference between the net disposal proceeds and the carrying amount of the asset and are recognised in the Statement of profit or loss when the asset is derecognised.

Type of asset	Useful lives estimated by the management (years)
Intangible assets - Computer software	5

c) Impairment of non-financial assets

The Company assesses at each reporting date whether there is an indication that an asset may be impaired. If any indication exists, or when annual impairment testing for an asset is required, the Company estimates the asset's recoverable amount. An asset's recoverable amount is the higher of an asset's or cash-generating unit's (CGU) fair value less costs of disposal and its value in use. The recoverable amount is determined for an individual asset, unless the asset does not generate cash inflows that are largely independent of those from other assets or groups of assets. Where the carrying amount of an asset or CGU exceeds its recoverable amount, the asset is considered impaired and is written down to its recoverable amount. In assessing value in use, the estimated future cash flows are discounted to their present value using a pre-tax discount rate that reflects current market assessments of the time value of money and the risks specific to the asset. In determining net selling price, recent market transactions are taken into account, if available. If no such transactions can be identified, an appropriate valuation model is used.



Notes to the Standalone financial statements

as at and for the year ended March 31, 2023

The Company bases its impairment calculation on detailed budgets and forecast calculations which are prepared separately for each of the Company's cash-generating units to which the individual assets are allocated. Impairment losses of continuing operations, including impairment on inventories, are recognised in the Statement of Profit and Loss. For assets, an assessment is made at each reporting date to determine whether there is an indication that previously recognised impairment losses no longer exist or have decreased. If such indication exists, the Company estimates the asset's or CGU's recoverable amount. A previously recognised impairment loss is reversed only if there has been a change in the assumptions used to determine the asset's recoverable amount since the last impairment loss was recognised. The reversal is limited so that the carrying amount of the asset does not exceed its recoverable amount, nor exceed the carrying amount that would have been determined, net of depreciation, had no impairment loss been recognised for the asset in prior years.

Such reversal is recognised in the Statement of Profit and Loss.

Intangible assets with indefinite useful lives are tested for impairment annually at the CGU level, as appropriate, and when circumstances indicate that the carrying value may be impaired. After impairment, depreciation is provided on the revised carrying amount of the asset over its remaining useful life.

The Company assesses where climate risks could have a significant impact, such as the introduction of emission-reduction legislation that may increase manufacturing costs. These risks in relation to climate-related matters are included as key assumptions where they materially impact the measure of recoverable amount. These assumptions have been included in the cash-flow forecasts in assessing value-in-use amounts.

d) Revenue Recognition

Revenue from contracts with customers is recognised when control of the goods or services are transferred to the customer at an amount that reflects the consideration to which the Company expects to be entitled in exchange for those goods or services. Revenue towards satisfaction of a performance obligation is measured at the amount of transaction price (net of variable consideration) allocated to that performance obligation. The transaction price of goods sold or services rendered is net of variable consideration on account of returns, discounts, volume rebates, goods and service tax excluding amount collected on behalf of third parties. The Company has concluded that it is the principal in all of its revenue arrangements since it is the primary obligor as it has pricing latitude and is also exposed to inventory and credit risks.

The Company recognises revenue when the amount of revenue can be reliably measured, it is probable that future economic benefits will flow to the Company regardless of when the payment is being made and specific criteria have been met for each of the Company's activities as described below.

Sale of Products

Revenue from sale of products is recognized when the Company transfers the control of goods to the customer as per the terms of contract and the amount of revenue can be measured reliably and recovery of consideration is probable. The Company considers whether there are other promises in the contract that are separate performance obligations to which a portion of the transaction price needs to be allocated. In determining the transaction price, the Company considers the effects of variable consideration, the existence of significant financing component, non-cash considerations and consideration payable to the customer (if any). In case of export sales, the Company believes that the control gets transferred to the customer on the date of bill of lading except in cases where the Company itself is the consignee.

Export incentives

Exports entitlements are recognised when the right to receive credit as per the terms of the schemes is established in respect of the exports made by the Company and when there is no significant uncertainty regarding the ultimate collection of the relevant export proceeds.

Interest Income

For all debt instruments measured at amortised cost, interest income is recorded using the effective interest rate (EIR). EIR is the rate that exactly discounts the estimated future cash payments or receipts over the expected life of the financial instrument or a shorter period, where appropriate, to the gross carrying amount of the financial asset or to the amortised cost of a financial liability. Interest income is included in finance income in the statement of profit and loss.

Dividend Income

Revenue is recognised when the Company's right to receive the payment is established, which is generally when shareholders approve the dividend.

Die design and preparation charges

Revenues from die design and preparation charges are recognized on approval of die designs by the Customers.

Foreign exchange difference on operating assets and liabilities

Exchange differences arising on operating items (such as trade payables, trade receivables, forward contracts on receivables) including realised exchange difference are classified as other operating income.

Notes to the Standalone financial statements

as at and for the year ended March 31, 2023

Contract balances

Trade receivables

A receivable represents the Company's right to an amount of consideration that is unconditional i.e., only the passage of time is required before payment of the consideration is due. However, trade receivables do not contain a significant financing component and are measured at transaction price.

Contract liabilities

A contract liability is the obligation to transfer goods or services to a customer for which the Company has received consideration or an amount of consideration is due from the customer. If a customer pays consideration before the Company transfers goods or services to the customer, a contract liability is recognised when the payment is made or the payment is due (whichever is earlier). Contract liabilities are recognised as revenue when the Company performs under the contract.

e) Government Grants

Government grants are recognised where there is reasonable assurance that the grant will be received and all attached conditions will be complied with. When the grant relates to an expense item, it is recognised as income on a systematic basis over the periods that the related costs, for which it is intended to compensate, are expensed. When the grant relates to an asset in the form of the duty benefit availed under Export Promotion Capital Goods (EPCG) scheme, it is accounted for as Government grant and its amortised on the basis of fulfilment of underlying export obligations. Also refer note 23.

Government grants such as for export benefit scheme and other grants, for which related costs are recognised as expense, are recognised in the Statement of Profit and Loss on matching principle.

The Company considers government grant as part of its operations and hence considered as other operating revenues.

f) Inventories

Inventories are valued at the lower of cost and net realisable value after providing for obsolescence, if any. Costs incurred in bringing each product to its present location and conditions are accounted for as follows:

- (i) **Raw materials, Stores and Spares:** These are valued at lower of cost and net realisable value. However, material and other items held for use in production of inventories are not written down below cost if the finished products in which they will be incorporated are expected to be sold at or above cost. Cost includes cost of purchase and other costs incurred in bringing the inventories to their present location and condition. Cost is determined on weighted average method.
- (ii) **Finished goods and work in progress:** These are valued at lower of cost and net realisable value. Cost includes cost of direct materials and labour and a proportion of manufacturing overheads based on the normal operating capacity. Cost of finished goods also includes excise duty. Cost is determined on weighted average method.
- (iii) **Scrap:** Scrap is valued at Net Realisable Value.

Net realisable value is the estimated selling price in the ordinary course of business, less estimated costs of completion and the estimated costs necessary to make the sale.

g) Leases

The Company assesses at contract inception whether a contract is, or contains, a lease. A contract is, or contains, a lease if it conveys the right to control the use of an identified asset for a period of time in exchange for consideration.

Company as a Lessee

Right-of-Use (ROU) assets are recognised at inception of a contract or arrangement for significant lease components at cost less lease incentives, if any. ROU assets are subsequently measured at cost less accumulated depreciation and impairment losses, if any. The cost of ROU assets includes the amount of lease liabilities recognised, initial direct cost incurred and lease payments made at or before the lease commencement date. ROU assets are generally depreciated over the shorter of the lease term and estimated useful lives of the underlying assets on a straight line basis. Lease term is determined based on consideration of facts and circumstances that create an economic incentive to exercise an extension option, or not to exercise a termination option. Lease payments associated with short-term leases and low value leases are charged to the Statement of Profit and Loss on a straight line basis over the term of the relevant lease.

The Company recognises lease liabilities measured at the present value of lease payments to be made on the date of recognition of the lease. Such lease liabilities do not include variable lease payments (that do not depend on an index or a rate), which are recognised as expense in the periods in which they are incurred. Interest on lease liability is recognised using the effective interest method. Lease liabilities are subsequently increased to reflect the accretion of interest and reduced for the lease payments made. The carrying amount of lease liabilities is also remeasured upon modification of lease



Notes to the Standalone financial statements

as at and for the year ended March 31, 2023

arrangement or upon change in the assessment of the lease term. The effect of such remeasurements is adjusted to the value of the ROU assets.

Company as a Lessor

Leases in which the Company does not transfer substantially all the risks and rewards of ownership of an asset are classified as operating leases. Where the Company is a lessor under an operating lease, the asset is capitalised within property, plant and equipment or investment property and depreciated over its useful economic life. Payments received under operating leases are recognised in the Statement of Profit and Loss on a straight line basis over the term of the lease.

h) Financial Instruments

A financial instrument is any contract that gives rise to a financial asset of one entity and a financial liability or equity instrument of another entity.

Financial Assets

Initial recognition and measurement:

The Company recognizes a financial asset in its Balance Sheet when it becomes party to the contractual provisions of the instrument. Financial assets and financial liabilities are initially measured at fair value other than Trade Receivables which are measured at Transaction Price (other than trade receivables containing significant financing component). Transaction costs that are directly attributable to the acquisition or issue of financial assets and financial liabilities (other than financial assets and financial liabilities at fair value through profit or loss) are added to or deducted from the fair value of the financial assets or financial liabilities, as appropriate. For financial assets and financial liabilities at fair value through profit or loss, directly attributable transaction costs are immediately recognised in the Statement of Profit and Loss.

Subsequent measurement:

For subsequent measurement, the Company classifies a financial asset in accordance with the below criteria:

- i. The Company's business model for managing the financial asset and
- ii. The contractual cash flow characteristics of the financial asset.

Based on the above criteria, the Company classifies its financial assets into the following categories:

- i. Financial assets measured at amortized cost
- ii. Financial assets measured at fair value through other comprehensive income (FVTOCI)
- iii. Financial assets measured at fair value through profit or loss (FVTPL)

i. Financial assets measured at amortized cost:

A financial asset is measured at the amortized cost if both the following conditions are met:

- a) The Company's business model objective for managing the financial asset is to hold financial assets in order to collect contractual cash flows, and
- b) The contractual terms of the financial asset give rise on specified dates the right to receive cash flows that are solely payments of principal and interest on the principal amount outstanding.

This category applies to cash and bank balances, trade receivables, loans and other financial assets of the Company (Refer Note 40 for further details). Such financial assets are subsequently measured at amortized cost using the effective interest method. Under the effective interest method, the future cash receipts are exactly discounted to the initial recognition value using the effective interest rate. The cumulative amortization using the effective interest method of the difference between the initial recognition amount and the maturity amount is added to the initial recognition value (net of principal repayments, if any) of the financial asset over the relevant period of the financial asset to arrive at the amortized cost at each reporting date. The corresponding effect of the amortization under effective interest method is recognized as interest income over the relevant period of the financial asset. The same is included under other income in the Statement of Profit and Loss.

The amortized cost of a financial asset is also adjusted for loss allowance, if any.

ii. Financial assets measured at FVTOCI:

A financial asset is measured at FVTOCI if both of the following conditions are met:

- a) The Company's business model objective for managing the financial asset is achieved both by collecting contractual cash flows and selling the financial assets, and

Notes to the Standalone financial statements

as at and for the year ended March 31, 2023

- b) The contractual terms of the financial asset give rise on specified dates the right to receive cash flows that are solely payments of principal and interest on the principal amount outstanding.

On Derecognition of such financial assets, cumulative gain or loss previously recognized in OCI is not reclassified from the equity to Statement of Profit and Loss. However, the Company may transfer such cumulative gain or loss into retained earnings within equity.

iii. Financial assets measured at FVTPL:

A financial asset is measured at FVTPL unless it is measured at amortized cost or at FVTOCI as explained above.

This is a residual category applied to all other investments of the Company excluding investments in subsidiary companies (Refer Note 40 for further details). Such financial assets are subsequently measured at fair value at each reporting date. Fair value changes are recognized in the Statement of Profit and Loss.

De-recognition:

A financial asset or, where applicable, a part of a financial asset or part of a group of similar financial assets is derecognized i.e. removed from the Company's Balance Sheet when any of the following occurs:

- i. The contractual rights to cash flows from the financial asset expires;
- ii. The Company transfers its contractual rights to receive cash flows of the financial asset and has substantially transferred all the risks and rewards of ownership of the financial asset;
- iii. The Company retains the contractual rights to receive cash flows but assumes a contractual obligation to pay the cash flows without material delay to one or more recipients under a 'pass-through' arrangement (thereby substantially transferring all the risks and rewards of ownership of the financial asset);
- iv. The Company neither transfers nor retains substantially all risk and rewards of ownership and does not retain control over the financial asset.

In cases where Company has neither transferred nor retained substantially all of the risks and rewards of the financial asset, but retains control of the financial asset, the Company continues to recognize such financial asset to the extent of its continuing involvement in the financial asset. In that case, the Company also recognizes an associated liability. The financial asset and the associated liability are measured on a basis that reflects the rights and obligations that the Company has retained.

On Derecognition of a financial asset [except as mentioned in (ii) above for financial assets measured at FVTOCI] difference between the carrying amount and the consideration received is recognized in the Statement of Profit and Loss.

Impairment of financial assets:

The Company assesses on a forward looking basis the expected credit losses associated with its assets which are not fair valued through profit or loss. The impairment methodology applied depends on whether there has been a significant increase in credit risk. Note 41A details how the Company determines whether there has been a significant increase in credit risk.

For trade receivables only, the Company applies the simplified approach permitted by IndAS109; Financial Instruments, which requires expected lifetime losses to be recognised from initial recognition of the receivables.

Financial Liabilities

Initial recognition and measurement:

Financial liabilities are initially measured at fair value. Transaction costs that are directly attributable to the acquisition or issue of financial liabilities (other than financial liabilities at fair value through profit or loss) are deducted from the fair value of the financial liabilities, as appropriate. For financial liabilities at fair value through profit or loss, directly attributable transaction costs are immediately recognised in the Statement of Profit and Loss.

Subsequent measurement:

All financial liabilities of the Company are subsequently measured at amortized cost using the effective interest method (Refer Note 40 for further details).

Under the effective interest method, the future cash payments are exactly discounted to the initial recognition value using the effective interest rate. The cumulative amortization using the effective interest method of the difference between the initial recognition amount and the maturity amount is added to the initial recognition value (net of principal repayments, if any) of the financial liability over the relevant period of the financial liability to arrive at the amortized cost at each reporting date. The corresponding effect of the amortization under effective interest method is recognized as interest expense over the relevant period of the financial liability. The same is included under finance cost in the Statement of Profit and Loss.



Notes to the Standalone financial statements

as at and for the year ended March 31, 2023

Derecognition:

A financial liability is derecognized when the obligation under the liability is discharged or cancelled or expires. When an existing financial liability is replaced by another from the same lender on substantially different terms, or the terms of an existing liability are substantially modified, such an exchange or modification is treated as the derecognition of the original liability and the recognition of a new liability. The difference between the carrying amount of the financial liability derecognized and the consideration paid is recognized in the Statement of Profit and Loss.

i) Fair Value Measurement

The Company measures financial instruments at fair value in accordance with the accounting policies mentioned above. Fair value is the price that would be received to sell an asset or paid to transfer a liability in an orderly transaction between market participants at the measurement date. The fair value measurement is based on the presumption that the transaction to sell the asset or transfer the liability takes place either:

- In the principal market for the asset or liability, or
- In the absence of a principal market, in the most advantageous market for the asset or liability.

All assets and liabilities for which fair value is measured or disclosed in the financial statements are categorized within the fair value hierarchy that categorizes into three levels, described as follows, the inputs to valuation techniques used to measure value. The fair value hierarchy gives the highest priority to quoted prices in active markets for identical assets or liabilities (Level 1 inputs) and the lowest priority to unobservable inputs (Level 3 inputs).

Level 1 — quoted (unadjusted) market prices in active markets for identical assets or liabilities

Level 2 — inputs other than quoted prices included within Level 1 that are observable for the asset or liability, either directly or indirectly

Level 3 — inputs that are unobservable for the asset or liability

For assets and liabilities that are recognized in the financial statements at fair value on a recurring basis, the Company determines whether transfers have occurred between levels in the hierarchy by re-assessing categorization at the end of each reporting period and discloses the same.

j) Investment in Subsidiary Companies

Investment in subsidiaries are carried at cost or at deemed cost as considered on the date of transition to Ind- AS less provision for impairment loss, if any. Investments are tested for impairment whenever events or changes in circumstances indicate that the carrying amount may not be recoverable. An impairment loss is recognized for the amount by which the asset's carrying amount exceeds its recoverable amount. The details of such investments are given in Note 7.

k) Foreign Currency Transactions and Balances

Initial Recognition:

On initial recognition, transactions in foreign currencies entered into by the Company are recorded in the functional currency (i.e. Indian Rupees), by applying to the foreign currency amount, the spot exchange rate between the functional currency and the foreign currency at the date of the transaction.

Measurement of foreign currency items at reporting date:

Foreign currency transactions are translated into the functional currency using the exchange rates at the dates of the transactions. The gains or losses resulting from such translations are recognized in the Statement of Profit and Loss and classified in the same line item as the underlying transaction reported as Foreign exchange difference on operating/non-operating assets and liabilities, net. At the year end, monetary assets and liabilities denominated in foreign currencies are restated at the year end exchange rates. Non-monetary assets and non-monetary liabilities denominated in a foreign currency are measured at historical cost are translated at the exchange rate prevalent at the date of the transaction. The related revenue and expense are recognized using the same exchange rate. The exchange differences (other than relating to long-term foreign currency monetary items recognised up to March 31, 2017) arising from settlement of foreign currency transactions and the year end restatement are recognised in profit and loss.

Exchange differences arising on reporting of long-term foreign currency monetary items recognised up to March 31, 2017 (i) relating to acquisition of depreciable capital assets is adjusted to the carrying amount of such assets (to be depreciated over the balance life of the related asset).

l) Income Taxes

Tax expense is the aggregate amount included in the determination of profit or loss for the period in respect of current tax and deferred tax.

Notes to the Standalone financial statements

as at and for the year ended March 31, 2023

Current Income tax:

Tax expense comprises current and deferred tax. Current income-tax is measured at the amount expected to be paid to or recovered from the taxation authorities. The tax rates and tax laws used to compute the amount are those that are enacted or substantively enacted, at the reporting date.

Current income tax relating to items recognised outside profit or loss is recognised outside profit or loss (either in other comprehensive income or in equity). Current tax items are recognised in correlation to the underlying transaction either in OCI or directly in equity. Management periodically evaluates positions taken in the tax returns with respect to situations in which applicable tax regulations are subject to interpretation and establishes provisions where appropriate.

Deferred tax:

Deferred income tax is provided, using the Balance sheet method, on temporary differences arising between the tax bases of assets and liabilities and their carrying amounts in the standalone financial statements. Deferred income tax is not accounted for if it arises from initial recognition of an asset or liability in a transaction that at the time of the transaction affects neither accounting profit/ loss nor taxable profit (tax loss). Deferred income tax is determined using tax rates (and laws) that have been enacted or substantially enacted by the end of the reporting period.

Deferred tax assets are recognised for all deductible temporary differences and unused tax losses only if it is probable that future taxable amounts will be available to utilise those temporary differences and losses.

Current and deferred tax is recognised in statement of profit and loss, except to the extent that it relates to items recognised in other comprehensive income or directly in equity, if any. In this case, the tax is also recognised in other comprehensive income or directly in equity, respectively.

The carrying amount of deferred tax assets is reviewed at each reporting date and reduced to the extent that it is no longer probable that sufficient taxable profit will be available to allow all or part of the deferred tax asset to be utilised. Unrecognised deferred tax assets are re-assessed at each reporting date and are recognised to the extent that it has become probable that future taxable profits will allow the deferred tax asset to be recovered.

Minimum alternate tax (MAT) paid in a year is charged to the statement of profit and loss as current tax for the year. The deferred tax asset is recognised for MAT credit available only to the extent that it is probable that the Company will pay normal income tax during the specified period, i.e., the period for which MAT credit is allowed to be carried forward. In the year in which the Company recognizes MAT credit as an asset, it is created by way of credit to the statement of profit and loss and shown as part of deferred tax assets. The Company reviews the "MAT credit entitlement" asset at each reporting date and writes down the asset to the extent that it is no longer probable that it will pay normal tax during the specified period.

In assessing the recoverability of deferred tax assets, the Company relies on the same forecast assumptions used elsewhere in the financial statements and in other management reports, which, among other things, reflect the potential impact of climate-related development on the business, such as increased cost of production as a result of measures to reduce carbon emission.

Presentation of current and deferred tax:

The Company offsets current tax assets and current tax liabilities, where it has a legally enforceable right to set off the recognized amounts and where it intends either to settle on a net basis, or to realize the asset and settle the liability simultaneously. In case of deferred tax assets and deferred tax liabilities, the same are offset if the Company has a legally enforceable right to set off corresponding current tax assets against current tax liabilities and the deferred tax assets and deferred tax liabilities relate to income taxes levied by the same tax authority on the Company.

m) Provisions and Contingencies

The Company recognizes provisions when a present obligation (legal or constructive) as a result of a past event exists and it is probable that an outflow of resources embodying economic benefits will be required to settle such obligation and the amount of such obligation can be reliably estimated.

If the effect of time value of money is material, provisions are discounted using a current pre-tax rate that reflects, when appropriate, the risks specific to the liability. When discounting is used, the increase in the provision due to the passage of time is recognized as a finance cost.

A disclosure for a contingent liability is made when there is a possible obligation or a present obligation that may, but probably will not require an outflow of resources embodying economic benefits or the amount of such obligation cannot be measured reliably. When there is a possible obligation or a present obligation in respect of which likelihood of outflow of resources embodying economic benefits is remote, no provision or disclosure is made.



Notes to the Standalone financial statements

as at and for the year ended March 31, 2023

n) Cash and Cash Equivalents

Cash and Cash equivalents for the purpose of Cash Flow Statement comprise cash and cheques in hand, bank balances and demand deposits with banks where the original maturity is three months or less that are readily convertible to known amounts of cash and which are subject to an insignificant risk of changes in value.

o) Employee Benefits

Short Term Employee Benefits:

All employee benefits payable wholly within twelve months of rendering the service are classified as short term employee benefits and they are recognized as an expense at the undiscounted amount in the Statement of Profit & Loss of the year in which related service is rendered.

Post-Employment Benefits:

I. Defined Contribution plans (Provident Fund):

Contributions under Defined Contribution Plans payable in keeping with the related schemes are recognised as expenses for the period in which the employee has rendered the service.

II. Defined Benefit plans (Gratuity Fund):

- a. The liability or asset recognised in the balance sheet in respect of defined benefit plans is the present value of the defined benefits obligation at the end of the reporting period less the fair value of plan assets. The defined benefit obligation is calculated annually by actuaries using the Projected Unit Credit Method as per Ind AS 19 at the year end.
- b. The present value of the defined benefit obligation is determined by discounting the estimated future cash outflows by reference to market yields at the end of the reporting period on Government bonds that have terms approximating to the terms of the related obligations.
- c. The net interest cost is calculated by applying the discount rate to the net balance of the defined benefit obligation and the fair value of plan assets. This cost is included in Employees Benefits Expense in the statement of profit and loss.
- d. Re-measurement gains and losses arising from experience adjustments and changes in actuarial assumptions are recognised in the period in which they occur, directly in Other Comprehensive Income. They are included in retained earnings in the statement of changes in equity.
- e. Changes in the present value of the defined benefit obligation resulting from plan amendments or curtailments are recognised immediately in the profit or loss as past service cost.

Other employee benefit obligations (Compensated Absences):

The liabilities for earned leave and sick leave are expected to be settled wholly within 12 months after the end of the period in which the employees render the related service. They are measured annually by actuaries as the present value of expected future payments to be made in respect of services provided by employees up to the end of the reporting period using the projected unit credit method as per Ind AS 19. The benefits are discounted using the market yields on Government bonds at the end of the reporting period that have terms approximating to the terms of the related obligation. Remeasurements as a result of experience adjustments and changes in actuarial assumptions are recognized in the statement of profit and loss. Entitlements to annual leave (earned leave) are recognized when they accrue to employees. They can either be availed or encashed subject to a restriction on the maximum number of accumulation of leave.

p) Employee Stock Options Scheme/ Share based payments

The grant date fair value of equity settled share based payment awards granted to employees is recognized as an employee expense, with a corresponding increase in equity. The total amount to be expensed is determined by reference to the fair value of the options granted.

The total expense is recognized over the vesting period, which is the period over which all of the specified vesting conditions are to be satisfied. At the end of the vesting period, the entity revises its estimates of the number of options that are expected to vest based on the non market vesting and service conditions. It recognizes the impact of the revision to original estimates, if any, in the Statement of Profit or Loss, with a corresponding adjustment to equity.

The dilutive effect of outstanding options is reflected as additional share dilution in the computation of diluted earnings per share.

Notes to the Standalone financial statements

as at and for the year ended March 31, 2023

q) Research and Development

Expenditure on research is recognized as an expense when it is incurred. Expenditure on development which does not meet the criteria for recognition as an intangible asset is recognized as an expense when it is incurred.

Items of property, plant and equipment and acquired Intangible Assets utilized for Research and Development are capitalized and depreciated in accordance with the policies stated for Property, Plant and Equipment and Intangible Assets.

r) Borrowing Cost

Borrowing cost includes interest, amortization of ancillary costs incurred in connection with the arrangement of borrowings and exchange differences arising from foreign currency borrowings to the extent they are regarded as an adjustment to the interest cost.

General and specific borrowing costs that are directly attributable to the acquisition, construction or production of a qualifying asset are capitalised during the period of time that is required to complete and prepare the asset for its intended use or sale. Qualifying assets are assets that necessarily take a substantial period of time to get ready for their intended use or sale.

Other borrowing costs are expensed in the period in which they are incurred.

s) Events after Reporting date

Where events occurring after the Balance Sheet date provide evidence of conditions that existed at the end of the reporting period, the impact of such events is adjusted within the financial statements. Otherwise, events after the Balance Sheet date of material size or nature are only disclosed.

t) Earnings Per Share

Basic earnings per share are calculated by dividing the net profit or loss for the period attributable to equity shareholders by the weighted average number of equity shares outstanding during the period. For the purpose of calculating diluted earnings per share, the net profit or loss for the period attributable to equity shareholders are divided with the weighted average number of shares outstanding during the year after adjustment for the effects of all dilutive potential equity shares.

u) Dividend Distribution to Equity-holders

The Company recognises a liability to pay final dividend to equity holders when the distribution is authorised and the distribution is no longer at the discretion of the Company. As per the corporate laws in India, a distribution is authorised when it is approved by the shareholders. A corresponding amount is recognised directly in equity.

3.1 Key Accounting Estimates & Judgements

The preparation of the Company's financial statements requires the management to make judgements, estimates and assumptions that affect the reported amounts of revenues, expenses, assets and liabilities, and the accompanying disclosures, and the disclosure of contingent liabilities. Uncertainty about these assumptions and estimates could result in outcomes that require a material adjustment to the carrying amount of assets or liabilities affected in future periods.

The key assumptions concerning the future and other key sources of estimation uncertainty at the reporting date, that have a significant risk of causing a material adjustment to the carrying amounts of assets and liabilities within the next financial year, are described below:

a. Income taxes

Deferred tax assets are recognised for items allowable on payment basis in income tax computation / unused tax losses / MAT carry forward to the extent it is probable that taxable profit will be available against which the losses can be utilised. Significant management judgement is required to determine the amount of deferred tax assets that can be recognised, based upon the likely timing and the level of future taxable profits together with future tax planning strategies including amount expected to be paid / recovered for uncertain tax positions (Refer Note 11)

b. Property, Plant and Equipment and Useful Life of PPE and Intangible Assets

Management reviews its estimate of useful lives of property, plant and equipment at each reporting date, based on the expected utility of the assets. Uncertainties in these estimates relate to technical and economic obsolescence that may change the utility of property, plant and equipment.

c. Defined Benefit Plans

Post-employment benefits represents obligation that will be settled in future and require assumptions to project benefit obligations. Post-employment benefits accounting is intended to reflect the recognition of future benefits cost over the



Notes to the Standalone financial statements

as at and for the year ended March 31, 2023

employee's approximate service period, based on the terms of plans and the investment and funding decisions made. The accounting requires the Company to make assumptions regarding variables such as discount rate, rate of compensation increase and future mortality rates. Changes in these key assumptions can have a significant impact on the defined benefit obligations, funding requirements and benefit costs incurred. Refer Note 43.

d. Fair value measurement of Financial Instruments

When the fair values of financial assets and financial liabilities recorded in the Balance Sheet cannot be measured based on quoted prices in active markets, their fair value is measured using valuation techniques, including the discounted cash flow model, which involve various judgements and assumptions.

e. Provisions and Contingencies

Legal proceedings covering a range of matters are pending against the Company. Due to the uncertainty inherent in such matters, it is often difficult to predict the final outcomes. The cases and claims against the Company often raise difficult and complex factual and legal issues that are subject to many uncertainties and complexities, including but not limited to the facts and circumstances of each particular case and claim, the jurisdiction and the differences in applicable law, in the normal course of business. The Company consults with legal counsel and certain other experts on matters related to litigations. The Company accrues a liability when it is determined that an adverse outcome is probable and the amount of the loss can be reasonably estimated. In the event an adverse outcome is possible or an estimate is not determinable, the matter is disclosed.

3.2 Standard issued but not effective

There are no standards issued but not yet effective up to the date of issuance of the Company's financial statements.

3.3 Changes in accounting policies and disclosures

i. Amendments in Ind AS

The Ministry of Corporate Affairs has notified Companies (Indian Accounting Standard) Amendment Rules 2022 dated March 23, 2022, to amend the following Ind AS which are effective from April 1, 2022. However, these amendments and interpretations does not have an impact on the standalone financial statements.

- a. Onerous Contracts – Costs of Fulfilling a Contract – Amendments to Ind AS 37
- b. Reference to the Conceptual Framework – Amendments to Ind AS 103
- c. Property, Plant and Equipment: Proceeds before Intended Use – Amendments to Ind AS 16
- d. Ind AS 101 First-time Adoption of Indian Accounting Standards – Subsidiary as a first-time adopter
- e. Ind AS 109 Financial Instruments – Fees in the '10 per cent' test for derecognition of financial liabilities
- f. Ind AS 41 Agriculture – Taxation in fair value measurements

The Company has not early adopted any standards or amendments that have been issued but are not yet effective.

Notes to the Standalone financial statements

as at and for the year ended March 31, 2023

(All amounts in INR Lakhs, unless otherwise stated)

4. Property, plant and equipment

Particulars	Freehold Land (Including cost of Development)	Factory Shed and Building	Office Building	Plant and machinery	Furniture and fixtures	Vehicles	Office equipment	Computer	Air Conditioning Machines	Total
Cost										
As at April 1, 2021	1,724.43	10,739.74	12,248.90	1,41,102.39	3,680.92	865.94	793.88	932.87	715.21	1,72,804.28
Additions [@]	1,430.95	8,394.16	98.25	29,429.70	178.72	59.63	26.25	172.12	93.95	39,883.73
Disposals/ deductions	-	-	-	2,194.82	0.06	43.46	-	-	-	2,238.34
As at March 31, 2022	3,155.38	19,133.90	12,347.15	1,68,337.27	3,859.58	882.11	820.13	1,104.99	809.16	2,10,449.67
As at April 1, 2022	3,155.38	19,133.90	12,347.15	1,68,337.27	3,859.58	882.11	820.13	1,104.99	809.16	2,10,449.67
Additions [@]	-	6,407.19	2,949.97	29,748.16	1,851.88	285.57	24.42	374.41	37.72	41,679.32
Disposals/ deductions	-	-	62.16	223.43	16.62	187.63	-	-	23.78	513.62
As at March 31, 2023	3,155.38	25,541.09	15,234.96	1,97,862.00	5,694.84	980.05	844.55	1,479.40	823.10	2,51,615.37
Depreciation										
As at April 1, 2021	-	1,587.56	963.85	45,241.16	1,520.76	178.67	234.32	568.97	326.00	50,621.29
Charge for the year (Refer Note 6(A))	-	509.20	294.29	15,177.80	396.22	112.97	138.43	112.74	75.28	16,816.93
Disposals/ deductions	-	-	-	348.52	0.05	33.61	-	-	-	382.18
As at March 31, 2022	-	2,096.76	1,258.14	60,070.44	1,916.93	258.03	372.75	681.71	401.28	67,056.04
As at April 1, 2022	-	2,096.76	1,258.14	60,070.44	1,916.93	258.03	372.75	681.71	401.28	67,056.04
Charge for the year (Refer Note 6(A))	-	639.82	290.68	17,681.89	386.26	112.55	140.70	165.79	68.99	19,486.68
Disposals/ deductions	-	-	12.44	180.88	15.79	144.00	-	-	21.59	374.70
As at March 31, 2023	-	2,736.58	1,536.38	77,571.45	2,287.40	226.58	513.45	847.50	448.68	86,168.02
Net Block										
As at March 31, 2022	3,155.38	17,037.14	11,089.01	1,08,266.83	1,942.65	624.08	447.38	423.28	407.88	1,43,393.63
As at March 31, 2023	3,155.38	22,804.51	13,698.58	1,20,290.55	3,407.44	753.47	331.10	631.90	374.42	1,65,447.35

@ An amount of ₹ 1,921.68 lakhs (March 31, 2022 : ₹ 1,408.29 lakhs) included in plant and machinery is towards expenses incurred on Trial run.

- i) For lien / charge against property, plant and equipment, Refer note 18.2
- ii) The title deeds of immovable properties (other than properties where the Company is the lessee and the lease agreements are duly executed in favour of the lessee) are held in the name of the Company except one (1) number of immovable properties as indicated in the below mentioned case as at March 31, 2023.

Description of Property	Gross carrying value	Held in name of	Whether promoter, director or their relative or employee	Period held – indicate range, where appropriate	Reason for not being held in the name of Company
One Property held at Jamshedpur	1,131.60	GVR Developers	No	31.03.2023	Registration of the property is under process.

iii) Refer Note 35B for disclosure of contractual commitments for acquisition of property, plant and equipment.

4 (a). Capital work-in-progress

	Capital work-in-progress	Total
Cost		
As at April 1, 2021	27,201.80	27,201.80
Additions	10,349.64	10,349.64
Capitalised to Property, plant and equipment	25,042.44	25,042.44
As at March 31, 2022	12,509.00	12,509.00
As at April 1, 2022	12,509.00	12,509.00
Additions	20,327.12	20,327.12
Capitalised to Property, plant and equipment	24,328.45	24,328.45
As at March 31, 2023	8507.67	8507.67
As at March 31, 2022		12,509.00
As at March 31, 2023		507.67

**Notes to the Standalone financial statements**

as at and for the year ended March 31, 2023

(All amounts in INR Lakhs, unless otherwise stated)

Capital work in progress (CWIP) Ageing Schedule

Particulars	Amount in CWIP as on March 31, 2023				Total
	Less than 1 year	1-2 years	2-3 years	More than 3 years	
Projects in progress	7,574.45	436.22	278.71	218.29	8,507.67
Projects temporarily suspended	-	-	-	-	-
Total	7,574.45	436.22	278.71	218.29	8,507.67

Capital work in progress (CWIP) Ageing Schedule

Particulars	Amount in CWIP as on March 31, 2022				Total
	Less than 1 year	1-2 years	2-3 years	More than 3 years	
Projects in progress	7,025.27	4,065.76	741.29	676.68	12,509.00
Projects temporarily suspended	-	-	-	-	-
Total	7,025.27	4,065.76	741.29	676.68	12,509.00

i) Details of expenditure on New / Expansion projects pending allocation and included in Capital work in progress

	For the year ended March 31, 2023	For the year ended March 31, 2022
Salaries, Wages & Allowances	331.77	684.94
Interest / Bank Charges	924.72	1,245.68
Miscellaneous Expenses (Net)	9.07	131.28
Travelling Expenses	10.35	11.29
Professional Fees / Consultancy	33.20	54.38
Total	1,309.11	2,127.57
Add: Balance brought forward from previous year	2,107.06	5,230.45
	3,416.17	7,358.02
Less: Transfer / Allocated to Property, Plant and equipment during the year	2,249.86	5,250.96
Balance pending allocation included in CWIP	1,166.31	2,107.06

5. Intangible assets

	Computer Software
Cost	
As at April 1, 2021	492.11
Additions	54.50
Disposals/ deductions	-
As at March 31, 2022	546.61
As at April 1, 2022	546.61
Additions	28.50
Disposals/ deductions	-
As at March 31, 2023	575.11
Amortization	
As at April 1, 2021	412.85
Charge for the year (Refer Note 6(A))	20.59
Disposals/ deductions	-
As at March 31, 2022	433.44
As at April 1, 2022	433.44
Charge for the year (Refer Note 6(A))	61.10
Disposals/ deductions	-
As at March 31, 2023	494.54
Net Block	
As at March 31, 2022	113.17
As at March 31, 2023	80.57

Notes to the Standalone financial statements

as at and for the year ended March 31, 2023

(All amounts in INR Lakhs, unless otherwise stated)

6. Right-of-use assets

	Plant & Machinery	Lease hold Land	Total
Cost			
As at April 1, 2021	-	1,078.66	1,078.66
Additions	2,141.98	-	2,141.98
Disposals/ deductions	-	35.09	35.09
As at March 31, 2022	2,141.98	1,043.57	3,185.55
As at April 1, 2022	2,141.98	1,043.57	3,185.55
Additions	715.18	-	715.18
Disposals/ Modification	-	224.71	224.71
As at March 31, 2023	2,857.17	818.86	3,676.03
Depreciation			
As at April 1, 2021	-	69.76	69.76
Charge for the year (Refer Note 6(A))	32.68	35.70	68.38
Disposals/ Modification	-	10.26	10.26
As at March 31, 2022	32.68	95.20	127.88
As at April 1, 2022	32.68	95.20	127.88
Charge for the year (Refer Note 6(A))	557.99	29.48	587.47
Disposals/ Modification	-	-	-
As at March 31, 2023	590.67	124.68	715.35
Net Block			
As at March 31, 2022	2,109.30	948.37	3,057.67
As at March 31, 2023	2,266.50	694.18	2,960.68

6 (A) Depreciation and amortization expenses

	For the year ended March 31, 2023	For the year ended March 31, 2022
Depreciation of Property, plant and equipment	19,486.68	16,816.93
Amortization of Intangible assets	61.10	20.59
Depreciation of Right-of-use assets	587.47	68.38
Total	20,135.25	16,905.90

7. Investments

7.(a) Investments (Non-current)

	Face Value per share	Number of shares		Amount	
		March 31, 2023	March 31, 2022	March 31, 2023	March 31, 2022
i. Investments in subsidiaries					
At cost					
Unquoted equity instruments (fully paid)					
Investment in wholly owned subsidiaries					
- Globe All India Services Limited (Formerly known as Globe Forex & Travel Ltd.)	₹ 10/-	47,87,650	47,87,650	1909.82	1909.82
- Ramkrishna Aeronautics Pvt. Ltd.	₹ 10/-	1,00,002	1,00,002	10.00	10.00
- RKFL Engineering Industry Pvt. Ltd. (w.e.f. March 6, 2023)	₹ 10/-	10,000	-	1.00	-
- Ramkrishna Forgings LLC, USA	(\$ 1.00 = ₹ 74.70)	10,000	10,000	7.47	7.47
				1,928.29	1,927.29
ii. Investments (other body corporate)					
At fair value through other comprehensive income					
Unquoted equity instruments (fully paid)					
- Adityapur Auto Cluster	₹ 1000/-	1,050	1,050	10.50	10.50
				10.50	10.50
Total				1,938.79	1,937.79
Aggregate value of unquoted investments				1,938.79	1,937.79

**Notes to the Standalone financial statements**

(All amounts in INR Lakhs, unless otherwise stated)

as at and for the year ended March 31, 2023

Additional Information:

- a) The Company has given corporate guarantees on behalf of M/s. Globe All India Services Limited (Formerly known as Globe Forex & Travel Ltd.) amounting to ₹ 6,700.00 lakhs (March 31, 2022: ₹ 2,235.00 lakhs) and M/s. Ramkrishna Forgings LLC, USA amounting to ₹ 1,643.40 lakhs (March 31, 2022: ₹ Nil). (Refer Note 35A & 44)
- b) The Company has given bank guarantees on behalf of M/s. Ramkrishna Aeronautics Private Limited amounting to ₹ 5,000.00 lakhs (March 31, 2022: ₹ 5,000.00 lakhs). (Refer Note 44)
- c) Refer note 40 for information about fair value measurements.

7. (b) Investments (Current)

Investments in Liquid Mutual funds measured at Fair value through profit and loss	NAV		Number of units		Amount	
	March 31, 2023	March 31, 2022	March 31, 2023	March 31, 2022	March 31, 2023	March 31, 2022
- Kotak Overnight Fund Growth (Regular)	-	1,130.786	-	4,86,387.243	-	5,500.00
					-	5,500.00

8. Trade receivables**At amortised cost**

	Current	
	As at March 31, 2023	As at March 31, 2022
Unsecured		
Considered good	72,536.27	87,780.64
Trade Receivables which have significant increase in credit risk	49.27	49.27
Less: Impairment allowance (Allowance for bad and doubtful debts)	(49.27)	(49.27)
	72,536.27	87,780.64

Trade receivables Ageing Schedule

Particulars	Outstanding from due date of payment as on March 31, 2023						
	Not Due #	Upto 6 months	6 months - 1 year	1-2 years	2-3 years	More than 3 years	Total
Undisputed							
Considered good	57,762.30	14,363.92	249.66	158.60	0.10	1.69	72,536.27
Which have significant increase in credit risk	-	-	-	-	49.27	-	49.27
Credit impaired	-	-	-	-	-	-	-
Disputed							
Considered good	-	-	-	-	-	-	-
Which have significant increase in credit risk	-	-	-	-	-	-	-
Credit impaired	-	-	-	-	-	-	-
Sub-Total	57,762.30	14,363.92	249.66	158.60	49.37	1.69	72,585.54
Less: Loss allowance	-	-	-	-	(49.27)	-	(49.27)
Total	57,762.30	14,363.92	249.66	158.60	0.10	1.69	72,536.27

Particulars	Outstanding from due date of payment as on March 31, 2022						
	Not Due #	Upto 6 months	6 months - 1 year	1-2 years	2-3 years	More than 3 years	Total
Undisputed							
Considered good	54,869.08	31,992.73	376.20	210.53	328.22	3.88	87,780.64
Which have significant increase in credit risk	-	-	-	49.27	-	-	49.27
Credit impaired	-	-	-	-	-	-	-
Disputed							
Considered good	-	-	-	-	-	-	-
Which have significant increase in credit risk	-	-	-	-	-	-	-
Credit impaired	-	-	-	-	-	-	-
Sub-Total	54,869.08	31,992.73	376.20	259.80	328.22	3.88	87,829.91
Less: Loss allowance	-	-	-	(49.27)	-	-	(49.27)
Total	54,869.08	31,992.73	376.20	210.53	328.22	3.88	87,780.64

Notes to the Standalone financial statements

(All amounts in INR Lakhs, unless otherwise stated)

as at and for the year ended March 31, 2023

Includes unbilled trade receivables March 31, 2023 : ₹ 1,537.41 lakhs (March 31, 2022 : ₹ 4,307.77 lakhs) towards supplementary invoicing.

8.1: Trade receivables are non-interest bearing and are generally received within 180 days.

8.2: The carrying amount of trade receivables may be affected by the changes in the credit risk of the counterparties as well as the currency risk as explained in Refer note 41A.

8.3: No trade or other receivable are due from directors or other officers of the company either severally or jointly with any other person. Nor any trade or other receivable are due from firms or private companies respectively in which any director is a partner, a director or a member.

8.4: For lien / charge against trade receivables, Refer note 18.2

8.5: Includes receivable from subsidiary March 31, 2023 : ₹ 6,043.23 lakhs (March 31, 2022 : ₹ 6,560.85 lakhs) (Refer note 39)

9. Loans

	Non-current		Current	
	As at March 31, 2023	As at March 31, 2022	As at March 31, 2023	As at March 31, 2022
At amortised cost				
Unsecured, considered good				
Loan to Employees	140.76	221.85	102.33	112.13
	140.76	221.85	102.33	112.13

9.1. Includes loans and advances due from officers of the Company March 31, 2023: ₹ 136.34 lakhs (March 31, 2022 : ₹ 184.00 lakhs) also refer note 39.

10. Other Financial Assets

(Unsecured, considered good)	Non-current		Current	
	As at March 31, 2023	As at March 31, 2022	As at March 31, 2023	As at March 31, 2022
At amortised cost				
Accrued Interest *	-	-	107.19	96.65
Security deposits	1,675.45	1,284.41	166.91	11.59
Others @	269.78	39.65	1,181.70	3,247.64
At FVTPL				
Foreign - exchange forward contracts	-	-	-	132.56
	1,945.23	1,324.06	1,455.80	3,488.44

10.1. Refer note 40 for determination of fair value

10.2. @ i. The Company during the year ended March 31, 2022 had sold certain items of Property, plant and equipment (PPE) to Rent Alpha Limited for a consideration of ₹ 2,375.58 lakhs (including goods and service tax). Rent Alpha Limited had subsequently leased back such items to the Company for fixed lease rentals.

ii. Also includes receivable from the subsidiary of the Company ₹ 660.92 lakhs (March 31, 2022 : ₹ 517.56 lakhs), being expenses incurred on behalf of Ramkrishna Aeronautics Pvt. Ltd. and reimbursable from them.

iii. The Company had given advances to M/s. Ramkrishna Forgings Limited Employee Welfare Trust ("the trust") which would be recovered from the trust on issue of the shares, under Ramkrishna Forgings Limited - Employee Stock Option Plan 2015 (RKFL ESOP Scheme 2015), to the employees in terms of the scheme. The amount of advance paid to Ramkrishna Forgings Trust as at March 31, 2023 is ₹ 64.51 lakhs (March 31, 2022: ₹ 184.51 lakhs). (refer note 16(d) and 39)

* Also includes receivable from the subsidiary of the Company ₹ 8.22 lakhs (March 31, 2022 : ₹ Nil), being interest income on Corporate Guarantee. (refer note 39)

**Notes to the Standalone financial statements**

as at and for the year ended March 31, 2023

(All amounts in INR Lakhs, unless otherwise stated)

11. Taxes

	Non-current	
	As at March 31, 2023	As at March 31, 2022
i) Deferred Tax		
Deferred Tax Liabilities		
Property, Plant and Equipment and Intangible assets	13,327.98	12,523.01
Gross Deferred Tax Liabilities	13,327.98	12,523.01
Deferred Tax Assets		
Items allowable for tax purpose on payments/adjustment	395.86	411.41
MAT entitlement receivable	-	3,660.92
On Others *	1,216.41	524.16
Gross Deferred Tax Assets	1,612.27	4,596.49
Deferred Tax Liabilities (Net)	11,715.71	7,926.52

- a. The Company has not yet exercised the option permitted under Section 115BAA of the Income-tax Act, 1961 as introduced by the Taxation Laws (Amendment) Ordinance, 2019. However, the Company expects to be in lower tax regime after financial year 2022-2023 and accordingly the Deferred Tax Liabilities (net) as at March 31, 2023 have been re-measured. Consequently, tax expense for year ended March 31, 2023 includes a credit of ₹ 495.41 lakhs (March 31, 2022: ₹ 2,307.41 lakhs) towards reversal of deferred tax liabilities.

* Includes deferred tax assets created on Government grants.

	Non-current	
	Year ended March 31, 2023	Year ended March 31, 2022
Reconciliation of deferred tax liabilities (net):		
Opening balance	7,926.52	6,587.74
Recognised during the year in Statement of Profit & Loss	128.27	(2,307.41)
Utilisation of MAT credit entitlement	3,660.92	3,450.28
Other items	-	195.91
Closing balance	11,715.71	7,926.52

	Non-current	
	Year ended March 31, 2023	Year ended March 31, 2022
ii) Tax expenses		
a) Income-tax expense recognised in the statement of Profit and Loss		
Current tax		
Current tax on profits for the year	11,947.85	8,105.25
Tax adjustment for earlier year	(70.67)	169.23
Total current tax expense	11,877.18	8,274.48
Deferred Tax		
Origination and reversal of temporary differences	128.27	(2,307.41)
Total deferred tax expense	128.27	(2,307.41)
Tax expense reported in the Statement of Profit and Loss	12,005.45	5,967.07
b) Tax impact on Remeasurement of post employment defined benefit obligation	61.33	(15.63)
Total tax expense recognised in Other Comprehensive Income	61.33	(15.63)
Tax expense recognised in OCI	61.33	(15.63)
c) Reconciliation of tax expense and the accounting profit multiplied by India's domestic tax rate for March 31, 2023 and March 31, 2022:		
Profit before income tax	35,564.66	26,617.25
Enacted Income tax rate in India applicable to the Company	34.944%	34.944%
Expected income tax rate to be applicable on the Company after financial year 2022-2023	25.168%	25.168%
Tax on Profit before tax @ 34.944%	12,427.71	9,301.13

Notes to the Standalone financial statements

as at and for the year ended March 31, 2023

(All amounts in INR Lakhs, unless otherwise stated)

	Non-current	
	Year ended March 31, 2023	Year ended March 31, 2022
ii) Tax expenses		
Adjustments:		
Tax effect of amounts which are not deductible / (not taxable) in calculating taxable income:		
Items not deductible	164.26	277.19
Reversal of Deferred Tax due to change in Rate of Income Tax (refer note 11(i)(a))		
- Reversal of opening deferred tax liability to the extent likely to be reversed when the company will be in lower tax regime @ 25.168%.	(495.41)	(2,307.41)
- Impact of change in income tax rate on deferred tax liability (current year to the extent likely to be reversed when the company will be in lower tax regime @ 25.168%)	-	(1,473.07)
Tax adjustment for earlier year	(70.67)	169.23
Other items	(20.44)	-
Total Income tax expense	12,005.45	5,967.07

12. Tax assets and liabilities

	Non-current	
	As at March 31, 2023	As at March 31, 2022
a) Non-current tax assets (net)		
Non-current tax assets	249.58	249.58
b) Current tax assets (net)		
Income Tax Refundable	14.36	14.36
c) Current tax liabilities (net)		
Provision for income tax (net of advance Income tax ₹ 6,460.81 lakhs) (March 31, 2022 : ₹ 4,441.81 lakhs) *	1,822.82	213.16

* Subsequent to March 31, 2023 ₹ 1,400.00 lakhs has been paid on April 27, 2023.

13. Other assets

(Unsecured, considered good)	Non-current		Current	
	As at March 31, 2023	As at March 31, 2022	As at March 31, 2023	As at March 31, 2022
a) Capital advances	4,092.71	4,701.33	-	-
b) Advance other than capital advances				
- Advance to suppliers	-	-	1,581.88	1,556.13
- Advance to Employees	-	-	8.58	29.65
c) Government Grant receivable	2,874.39	-	3,399.37	1,341.91
d) Export incentives receivable	-	-	285.41	974.20
e) Others				
- Prepaid expenses *	144.05	563.65	2,472.00	1,239.47
- Balance with Government Authorities **	96.72	51.43	1,625.68	1,947.99
	7,207.87	5,316.41	9,372.92	7,089.35

* Includes expenditure incurred towards Corporate Social Responsibility in excess of related obligation till year end (Also refer note 37)

** Balances with Government Authorities primarily includes amounts realisable from the value added tax and customs authorities of India and the unutilised goods and service tax input credits on purchases. These are generally realised within one year or regularly utilised to offset the goods and service tax liability on goods sold by the Company.

**Notes to the Standalone financial statements**

as at and for the year ended March 31, 2023

(All amounts in INR Lakhs, unless otherwise stated)

14. Inventories

	As at March 31, 2023	As at March 31, 2022
(Valued at lower of cost and net realisable value)		
Raw Materials #	17,549.76	19,253.55
Work in Progress	39,456.92	26,840.61
Finished Goods #	10,356.06	8,827.92
Stores & spares (including packing materials) #	15,987.38	11,000.88
Forgings Scrap	3,600.15	2,396.70
Less: Provision for Slow Moving Inventories	(98.16)	(52.64)
Total	86,852.11	68,267.02

Includes goods-in-transit a) Finished Goods ₹ 4,092.75 lakhs (March 31, 2022: ₹ 1,874.30 lakhs); b) Raw Materials ₹ 17.72 lakhs (March 2022: ₹ 120.98 lakhs); c) Stores and Spares ₹ 144.01 lakhs (March 31, 2022: ₹ 100.44 lakhs)

For lien / charge against inventories, Refer note 18.2

15.

	As at March 31, 2023	As at March 31, 2022
15. a) Cash and Cash Equivalents:		
i) Cash in hand	5.32	3.42
ii) Balances with banks		
- On Current Accounts	3,976.12	3,099.06
- Fixed deposits with original maturity of less than 3 months	112.61	-
Cash and Cash Equivalents	4,094.05	3,102.48
15. b) Other Bank Balances:		
- Earmarked balances (On unclaimed dividend accounts)	4.59	3.00
- Fixed deposits with original maturity of more than 3 months but less than 12 months	148.23	131.09
Other Bank Balances	152.82	134.09
Cash and Bank balances (a + b)	4,246.87	3,236.57

15. c) Changes in liabilities arising from financing activities

Particulars	April 1, 2022	Cash Flows (Net)	On account of Ind AS 116	Others*	March 31, 2023
Current borrowings (excluding current maturities of long term borrowings (secured))	58,554.26	(26,172.21)	-	12.63	32,394.68
Non current borrowings (including current maturities of long term borrowings (secured))	99,185.37	(8,908.01)	-	1,427.60	91,704.96
Lease liabilities (refer note 33)	2,708.62	(733.38)	629.05	-	2,604.29
Total liabilities from financing activities	1,60,448.25	(35,813.60)	629.05	1,440.23	1,26,703.93

Particulars	April 1, 2021	Cash Flows (Net)	On account of Ind AS 116	Others*	March 31, 2022
Current borrowings (excluding current maturities of long term borrowings (secured))	44,902.03	13,857.16	-	(204.93)	58,554.26
Non current borrowings (including current maturities of long term borrowings (secured))	75,618.35	23,796.07	-	(229.05)	99,185.37
Lease liabilities (refer note 33)	400.47	(51.35)	2,359.50	-	2,708.62
Total liabilities from financing activities	1,20,920.85	37,601.88	2,359.50	(433.98)	1,60,448.25

* Represents the impact of foreign exchange reinstatement on foreign currency borrowing and changes in fair value of borrowing measured at amortised cost using the effective interest rate method as at March 31, 2023 and March 31, 2022.

Notes to the Standalone financial statements

as at and for the year ended March 31, 2023

(All amounts in INR Lakhs, unless otherwise stated)

16. Equity share capital

	Number of shares			
	As at March 31, 2023	As at March 31, 2022	As at March 31, 2023	As at March 31, 2022
Authorised capital (refer note 16c)				
Equity shares of ₹ 2/- each (March 2022: ₹ 31/- each)	19,12,50,000	19,12,50,000	3,825.00	3,825.00
			3,825.00	3,825.00

a) Reconciliation of equity shares (authorised) outstanding at the beginning and at the end of the year

Equity Shares with voting rights	Number of shares			
	For the year ended March 31, 2023	For the year ended March 31, 2022	For the year ended March 31, 2023	For the year ended March 31, 2022
At the beginning of the year	19,12,50,000	3,32,50,000	3,825.00	3,325.00
Increased [in Annual General Meeting held on September 2021, 9]	-	50,00,000	-	500.00
Adjustment for Sub-Division of Equity Shares (refer note 16c)	-	15,30,00,000	-	-
At the end of the year	19,12,50,000	19,12,50,000	3,825.00	3,825.00

	Number of shares			
	For the year ended March 31, 2023	For the year ended March 31, 2022	For the year ended March 31, 2023	For the year ended March 31, 2022
Issued, subscribed and fully paid-up (refer note 16c)				
Equity shares of ₹ 2/- each (March 31, 2022: ₹ 2/- each)	15,98,89,535	15,98,89,535	3,197.79	3,197.79
			3,197.79	3,197.79

b) Reconciliation of equity shares outstanding at the beginning and at the end of the year

Equity Shares with voting rights	Number of shares			
	For the year ended March 31, 2023	For the year ended March 31, 2022	For the year ended March 31, 2023	For the year ended March 31, 2022
At the beginning of the year	15,98,89,535	3,19,32,706	3,197.79	3,193.27
ESOP exercised from previous allotment	-	45,201	-	4.52
Adjustment for Sub-Division of Equity Shares (refer note 16c)	-	12,79,11,628	-	-
At the end of the year	15,98,89,535	15,98,89,535	3,197.79	3,197.79

c) Pursuant to the Special Resolution passed by the Shareholders of the Company by way of Postal Ballot through electronic means, the Company has sub-divided its equity share of face value ₹ 10/- (₹ Ten only) each fully paid up, into 5 (five) equity shares of face value ₹ 2/- (₹ Two only) each fully paid-up, effective from March 15, 2022. This has been considered for calculating weighted average number of equity shares for all periods presented, as per Ind AS 33-Earnings Per Share.

d) The Company had given advances to M/s. Ramkrishna Forgings Limited Employee Welfare Trust ("the trust") which would be recovered from the trust on issue of the shares, under Ramkrishna Forgings Limited - Employee Stock Option Plan 2015 (RKFL ESOP Scheme 2015), to the employees in terms of the scheme. The amount of advance paid to Ramkrishna Forgings Trust as at March 31, 2023 is ₹ 64.51 lakhs (March 31, 2022: ₹ 184.51 lakhs) which has been disclosed under 'Other Financial Assets - Others' (refer note 10 and 39)

e) Terms/ rights attached to equity shares

The company has only one class of equity shares having par value of ₹ 2/- per share (March 31, 2022: ₹ 2/- each). Each holder of equity shares is entitled to one vote per share. The company declares and pays dividends in Indian rupees. The dividend proposed by the Board of Directors is subject to the approval of the shareholders in the ensuing Annual General Meeting.

**Notes to the Standalone financial statements**

(All amounts in INR Lakhs, unless otherwise stated)

as at and for the year ended March 31, 2023

In the event of liquidation of the company, the holders of equity shares will be entitled to receive remaining assets of the company, after distribution of all preferential amounts. The distribution will be in proportion to the number of equity shares held by the shareholders."

- f) The Company being ultimate holding company, there are no shares held by any other holding, ultimate holding company and their subsidiaries / associates. Details of shareholders holding more than 5% shares in the Company is given as below:

Equity Share of ₹ 2/- (March 31, 2022 : ₹ 2/-) each issued, subscribed and fully paid

Shareholders holding more than 5% equity shares for the FY 2022-2023 in the Company is given as below:

Name	No. of Share at the beginning of the year	Change during the year	No. of Share at the end of the year	% of Total Shares
Riddhi Portfolio Pvt. Ltd.	3,78,76,229	5,100	3,78,81,329	23.69
Eastern Credit Capital Pvt. Ltd.	2,16,11,651	-	2,16,11,651	13.52
Aditya Birla Sun Life Trustee Private Limited A/c	85,82,420	(40,11,866)	45,70,554	2.86

Shareholders holding more than 5% equity shares for the FY 2021-2022 in the Company is given as below :

Name	No. of Share at the beginning of the year	Change during the year (Face value ₹ 10/- per share)	Change during the year (Face value ₹ 2/- per share)	Adjustment for sub-division (refer note 16c)	No. of Share at the end of the year (Face value ₹ 2/- per share)	% of Total Shares
Riddhi Portfolio Pvt. Ltd.	74,92,724	64,500	90,109	3,02,28,896	3,78,76,229	23.69
Eastern Credit Capital Pvt. Ltd.*	56,18,500	(12,80,849)	-	1,72,74,000	2,16,11,651	13.52
Aditya Birla Sun Life Trustee Private Limited A/c	13,39,351	3,77,133	-	68,65,936	85,82,420	5.37

- g) The Company during the preceding 5 years -

- has not allotted shares pursuant to contracts without payment received in cash.
- has not allotted shares as fully paid up by way of bonus shares
- has bought back 674993 Nos. of equity shares in financial year 2020-2021.

- h) There are no calls unpaid by Directors / Officers of the Company.

- The Company has not converted any securities into equity shares / preference shares during the above financial years.
- The Company has not forfeited any shares during the above financial years.
- Disclosure of shareholding of promoters (Face value ₹ 2/- per share)

Shares held by promoters at the end of the year 2022-2023

Name	No. of Share at the beginning of the year	Change during the year	No. of Share at the end of the year	% of Total Shares	% change during the year
Riddhi Portfolio Pvt. Ltd.	3,78,76,229	5,100	3,78,81,329	23.69	0.01
Eastern Credit Capital Pvt. Ltd.	2,16,11,651	-	2,16,11,651	13.52	-
Ramkrishna Rail and Infrastructure Ltd.	65,00,000	-	65,00,000	4.07	-
Chaitanya Jalan	1,67,900	28,80,000	30,47,900	1.91	1,715.31
Rashmi Jalan	20,93,750	100	20,93,850	1.31	0.00
Naresh Jalan	14,53,750	55,900	15,09,650	0.94	3.85
Naresh Jalan HUF	13,43,750	-	13,43,750	0.84	-
Mahabir Prasad Jalan	22,80,000	(22,80,000)	-	-	(100.00)
Mahabir Prasad Jalan HUF	6,00,000	(6,00,000)	-	-	(100.00)

Notes to the Standalone financial statements

as at and for the year ended March 31, 2023

(All amounts in INR Lakhs, unless otherwise stated)

Shares held by promoters at the end of the year 2021-2022 :

Name	No. of Share at the beginning of the year	Change during the year (Face value ₹ 10/- per share)	Change during the year (Face value ₹ 2/- per share)	Adjustment for sub-division (refer note 16c)	No. of Share at the end of the year (Face value ₹ 2/- per share)	% of Total Shares	% change during the year
Riddhi Portfolio Pvt. Ltd.	74,92,724	64,500	90,109	3,02,28,896	3,78,76,229	23.69	1.10
Eastern Credit Capital Pvt. Ltd.*	56,18,500	(12,80,849)	-	1,72,74,000	2,16,11,651	13.52	(23.07)
Ramkrishna Rail and Infrastructure Ltd.*	-	13,00,000	-	52,00,000	65,00,000	4.07	100.00
Mahabir Prasad Jalan	4,56,000	-	-	18,24,000	22,80,000	1.43	-
Rashmi Jalan	4,18,750	-	-	16,75,000	20,93,750	1.31	-
Naresh Jalan	2,85,750	5,000	-	11,63,000	14,53,750	0.91	1.75
Naresh Jalan HUF	2,68,750	-	-	10,75,000	13,43,750	0.84	-
Mahabir Prasad Jalan HUF	1,20,000	-	-	4,80,000	6,00,000	0.38	-
Chaitanya Jalan	17,420	16,000	800	1,33,680	1,67,900	0.11	92.77

*During the financial year 2021-2022, 13,00,000 Equity Shares of ₹10/- each was transferred from Eastern Credit Capital Private Limited to Ramkrishna Rail & Infrastructure Limited pursuant to a composite scheme of arrangement in the matter of amalgamation sanctioned by Hon'ble National Company Law Tribunal, Kolkata.

17. Other equity

	As at March 31, 2023	As at March 31, 2022
Capital reserves (Refer note a)	3,546.01	3,546.01
Securities Premium Account (Refer note b)	37,017.33	37,017.33
General reserve (Refer note c)	5,110.81	4,610.81
Employee's Stock Options Outstanding Account (Refer note d)	748.73	748.73
Capital redemption reserve (Refer note e)	67.50	67.50
Money received against Share Warrants (Refer note f)	2,357.50	-
Retained earnings (Refer note g)	80,446.76	60,219.86
Total	1,29,294.64	1,06,210.24

a) Capital Reserve

This reserve had been created on account of capital subsidy received in the form of sales tax refund under Jharkhand Industrial Policy, 2001 and on account of forfeiture of share warrants money.

	As at March 31, 2023	As at March 31, 2022
Opening balance	3,546.01	3,546.01
Add: Changes during the year	-	-
Closing Balance	3,546.01	3,546.01

b) Securities Premium Reserve

Securities Premium Account is used to record the premium on issue of shares. The same is utilised in accordance with the provisions of the Companies Act, 2013.

	As at March 31, 2023	As at March 31, 2022
Opening balance	37,017.33	36,841.05
Securities premium on ESOP exercised during the year	-	176.28
Closing Balance	37,017.33	37,017.33

**Notes to the Standalone financial statements**

as at and for the year ended March 31, 2023

(All amounts in INR Lakhs, unless otherwise stated)

c) General reserve

Under the erstwhile Companies Act 1956, general reserve was created through an annual transfer of net profit at a specified percentage in accordance with applicable regulations. Consequent to introduction of Companies Act 2013, the requirement to mandatorily transfer a specified percentage of the net profit to general reserve has been withdrawn though the Company may transfer such percentage of its profits for the financial year as it may consider appropriate. Declaration of dividend out of such reserve shall not be made except in accordance with rules prescribed in this behalf under the Act.

	As at March 31, 2023	As at March 31, 2022
Opening balance	4,610.81	4,110.81
Add: Amount transferred from Retained earnings	500.00	500.00
Closing Balance	5,110.81	4,610.81

d) Employee's Stock Options Outstanding Reserve (ESOP)

Employee's Stock Options Outstanding is a stock option granted to specified employees of the Company. It offers option's holder the right but not an obligation to purchase shares of the Company on fulfilment of conditions mentioned in ESOP scheme at the price decided at the time of grant of options. (Refer note 32)

	As at March 31, 2023	As at March 31, 2022
Opening balance	748.73	717.87
Add: Charge for the year (Refer note 28)	-	30.86
Closing Balance	748.73	748.73

e) Capital redemption reserve (CRR)

Represents the nominal value of Equity shares bought back pursuant to Buyback in accordance with Section 69 of the Companies Act, 2013.

	As at March 31, 2023	As at March 31, 2022
Opening balance	67.50	67.50
Closing Balance	67.50	67.50

f) Money received against Share Warrants

Represents financial instruments which give the holder the right to acquire equity shares.

	As at March 31, 2023	As at March 31, 2022
Opening balance	-	-
Add: Money received against Share Warrants	2,357.50	-
Closing Balance	2,357.50	-

On October 26, 2022, the Company has allotted 46,00,000 warrants, each convertible into one equity share, on preferential basis at an issue price of ₹ 205/- each, upon receipt of 25% of the issue price (i.e. ₹ 51.25 per warrant) as warrant subscription money amounting to ₹ 2,357.50 Lakhs. Balance 75% of the issue price (i.e. ₹ 153.75 per warrant) amounting to ₹ 7,072.50 Lakhs shall be payable within 18 months from the allotment date, at the time of exercising the option to apply for fully paid-up equity share of ₹ 2/- each of the Company, against each warrant held by the warrant holder. During the year, the amount raised, as aforesaid has been fully utilised for the purposes for which the funds were raised.

The Company, during the year, has complied with provisions of sections 62 and 42 of the Companies Act, 2013 in respect of preferential issue of warrants, which is convertible into equity shares within 18 months from the date of allotment of the warrants. The funds raised by way of allotment money of warrants have been used for the purposes for which the funds were raised. The Company has not made any preferential allotment of shares /fully or partially or optionally convertible debentures during the year.

g) Retained earnings

Retained Earnings are the profits and gains that the Company has earned till date, less any transfer to general reserve, dividends or other distributions paid to shareholders.

Notes to the Standalone financial statements

as at and for the year ended March 31, 2023

(All amounts in INR Lakhs, unless otherwise stated)

	As at March 31, 2023	As at March 31, 2022
Balance at the beginning of the year	60,219.86	40,520.26
Add: Profit for the year	23,559.21	20,650.18
Add: Other Comprehensive Income / (Loss) for the year (net of tax)	(114.19)	29.09
	83,664.88	61,199.53
Less: Transfer to General Reserve	(500.00)	(500.00)
Less: Dividend (refer note 45)	(2,718.12)	(479.67)
Closing Balance	80,446.76	60,219.86

18. Borrowings

At amortised cost

	Non-current	
	As at March 31, 2023	As at March 31, 2022
Secured		
Term Loans From banks		
- Rupee loans	54,340.56	52,731.04
- Foreign currency loans	11,057.23	19,197.48
- Auto car loan	144.20	205.37
Term Loans From financial institutions		
- Non-Convertible Debentures	5,431.87	5,412.86
- Rupee loans	20,731.10	21,638.62
Total	91,704.96	99,185.37
Less: Current maturities of long-term borrowings (Secured)	16,612.93	13,240.19
Total	75,092.03	85,945.18

At amortised cost

	Current	
	As at March 31, 2023	As at March 31, 2022
Working Capital facilities:		
Secured		
Repayable on demand :		
From banks		
- Cash Credit	-	626.31
- Working Capital Demand / Short Term Loans / FCNR *	12.88	25,481.61
- Packing Credit	20,789.33	5,788.80
From financial institutions		
- Bill discounting	10,485.92	15,371.21
Unsecured		
Repayable on demand :		
From banks		
- Working Capital Demand / Short Term Loans	-	9,600.00
- Bill discounting	-	1,686.33
- Packing Credit	556.19	-
- Suppliers Credit	550.36	-
Current maturities of long-term borrowings (Secured)	16,612.93	13,240.19
	49,007.61	71,794.45

18.1. The Company's bank loan agreements contain compliance with certain financial ratios as at and for the year ended March 31, 2023 and March 31, 2022. The Company has satisfied all the debt covenants prescribed in the terms of the bank loan for the year ended March 31, 2023. These debt covenants which were not met as at and for the year ended March 31, 2022 in respect

**Notes to the Standalone financial statements**

(All amounts in INR Lakhs, unless otherwise stated)

as at and for the year ended March 31, 2023

of one bank has been waived by the Bank. Accordingly no adjustment was made in the financial statements as at and for the year ended March 31, 2023 as regards to classification of such loans and they were classified as current / non current as per the original terms of the loan agreement.

- 18.2.** The Company has taken borrowings in domestic and foreign currencies towards funding of its capital expenditure, working capital requirements, long term working capital and general corporate purpose. The borrowings comprise funding arrangements with various banks and financial institutions. The Company's total borrowings and a summary of security provided by the Company are as follows -

	As at March 31, 2023	As at March 31, 2022
Secured long term borrowings	91,704.96	99,185.37
Secured short term borrowings	31,288.13	47,267.93
Unsecured short term borrowings	1,106.55	11,286.33
Total borrowings	1,24,099.64	1,57,739.63

Facility Category	Security Details	Payment frequency	As at March 31, 2023	As at March 31, 2022
Rupee Loans #	Primary Security: Term loans (except those which are having exclusive charge) are secured by way of first pari-passu charge over all immovable and moveable fixed assets, both present and future, of the Company excluding those assets for which there is an exclusive charge of other lenders and subject to charges of the Company's bankers created / to be created in their favour for working capital loans.	Repayable in balance 231 quarterly instalments	56,025.65	53,910.53
Foreign Currency Loans*	Collateral Security: It is further secured by the second charge on the current assets of the Company, both present and future, excluding receivables discounted by any other bank and exclusively charged to discounting lender.		8,491.43	7,716.60
Rupee Loans	Secured by way of first pari-passu charge over all immovable and moveable fixed assets, both present and future, of the Company excluding those assets for which there is an exclusive charge of other lenders.	Fully Repaid	-	1,797.96
Rupee Loans	Term loans (except those which are having exclusive charge) are secured by way of first pari-passu charge over all immovable and moveable fixed assets, both present and future, of the Company excluding those assets for which there is an exclusive charge of other lenders and subject to charges of the Company's lenders created / to be created in their favour for working capital loans. It is also secured by exclusive charge on the office building at 72, Shakespeare Sarani, Kolkata-700017.	Repayable in balance 13 quarterly instalments	947.75	874.68
Rupee Loans	Collateral Security: It is further secured by the second charge on the current assets of the Company, both present and future and excluding receivables discounted by any other bank and exclusively charged to discounting lender.	Repayable in balance 24 quarterly instalments	4,178.93	2,989.04
Rupee Loans	Exclusive charge on the office property at 23 Circus Avenue, Kolkata -17 acquired out of the Rupee Loans facility.	Repayable in balance 22 quarterly instalments	2,588.24	3,058.82
Foreign Currency Term Loan	Term Loan is secured by the exclusive first charge on the 125 MN Front Axles, Crankshafts, and Stub Axle (four at a time) Forging Press Line imported from SMS Meer,Gmbh.	Repayable in balance 3 half yearly instalments	2,565.80	3,997.91

Notes to the Standalone financial statements

as at and for the year ended March 31, 2023

(All amounts in INR Lakhs, unless otherwise stated)

Facility Category	Security Details	Payment frequency	As at March 31, 2023	As at March 31, 2022
Rupee Loans	First and Exclusive charge on the assets acquired out of the Rupee Loans facility.	Repayable in balance 12 quarterly instalments	1,374.32	1,788.63
Non-Convertible Debentures	<p>Primary Security: Term loans (except those which are having exclusive charge) are secured by way of first pari-passu charge over all immovable and moveable fixed assets, both present and future, of the Company excluding those assets for which there is an exclusive charge of other lenders and subject to charges of the Company's bankers created / to be created in their favour for working capital loans.</p> <p>Collateral Security: It is further secured by the second charge on the current assets of the Company, both present and future, excluding trade receivables discounted by any with-recourse' financing</p>	Repayable in balance 9 half yearly instalments starting June 15, 2023 and ending on June 15, 2027	5,431.87	5,412.86
Rupee Loans	<p>Primary Security: Term loans (except those which are having exclusive charge) are secured by way of first pari-passu charge over all immovable and moveable fixed assets, both present and future, of the Company excluding those assets for which there is an exclusive charge of other lenders and subject to charges of the Company's bankers created / to be created in their favour for working capital loans.</p>	Repayable in balance 20 quarterly instalments starting from June, 2024	9,956.77	9,949.99
Rupee Loans	Secured by Subservient charge on the current assets of the Company	Fully Repaid	-	7,482.98
Auto Loans	Secured by the exclusive first charge on the asset financed by the banks.	Repayable in balance 101 monthly instalments	144.20	205.37
Cash Credit	Working capital loans from banks are secured by first pari-passu charge on current assets of the Company, both present and future ,excluding receivables discounted by any other bank and exclusively charged to discounting lender, subject to prior charges in favour of banks created/ to be created in respect of any existing / future financial assistance / accommodation which has been/may be obtained by the Company.	On demand - (Fully Repaid)	-	626.31
Working Capital Demand Loan / Short term Loan		On demand	12.88	22,762.38
Packing Credit Loan in INR.		On demand	20,789.33	5,788.80
FCNR	<p>Collateral Security :</p> <p>Second pari-passu charge over all immovable and moveable fixed assets ,both present and future, of the Company excluding assets which are exclusively charged to other lenders.</p>	On demand - (Fully Repaid)	-	2,719.22
Tata Capital Bill Discounting	Exclusive charge on the discounted bills of Tata Motors	On demand	10,485.92	15,371.22
Unsecured Bill Discounting	Unsecured	On demand - (Fully Repaid)	-	1,686.33
Working Capital Demand / Short Term Loans/ Packing Credit Loan in INR.	Unsecured	On demand	556.19	9,600.00
Suppliers Credit	Unsecured	On Maturity date	550.36	-
Total			1,24,099.64	1,57,739.63

* Consists of suppliers line of credit which is a part of term loan facilities extended by the banks.

Part of the loan has been prepaid in the current financial year.

**Notes to the Standalone financial statements**

as at and for the year ended March 31, 2023

(All amounts in INR Lakhs, unless otherwise stated)

18.3. Terms of repayment of total borrowings outstanding as of March 31, 2023 are provided below:

Name	Range of Effective Interest Rate (%) p.a.	<=1 year	1-3 years	3-5 Years	> 5 Years	Total
Rupee Loan	8.40 - 11.05	13,801.26	37,240.33	24,021.07	8,986.53	84,049.19
Auto Loan	7.20 - 9.10	60.06	82.06	2.08	-	144.20
Foreign Currency Term Loan	6M Euribor1.25+ (presently 4.19)	1,728.47	864.23	-	-	2,592.70
Non-Convertible Debentures	10.12	1,222.22	2,444.44	1,833.33	-	5,499.99
Working Capital Demand Loan/ Short term Loan	9.70- 9.90	12.88				12.88
Packing Credit in INR *	5.35- 5.75	20,789.33				20,789.33
Tata Capital Bill Discounting	-	10,485.92				10,485.92
Unsecured Loan - Short Term Loan	5.65	556.19				556.19
Unsecured Loan - Suppliers Credit	5.70-6.21	550.36				550.36
		49,206.69	40,631.06	25,856.48	8,986.53	1,24,680.76

The above maturity is based on the total principal outstanding gross of the processing fees and charges of ₹ 581.12 lakhs (March 31, 2022: ₹ 922.43 lakhs)

* Exclusive of interest subvention of 2%

18.4. The Company has obtained secured short term loan from banks wherein the quarterly returns for current assets including inventory, trade receivables and creditors are to be filed. The quarterly returns as filed with banks are in agreement with books except below:

Quarter	Name of Bank	Particulars of Securities provided	Amount as per books of accounts	Amount as reported in the quarterly return / statement	Amount of difference	Reason for material discrepancies
December 31, 2022	State Bank of India, IDBI Bank Limited, DBS Bank India Limited, DCB Bank Limited, ICICI Bank Limited, Standard Chartered Bank, Axis Bank Limited, IndusInd Bank Limited, Kotak Mahindra Bank, HDFC Bank Limited, IDFC First Bank Limited, Canara Bank	Trade Receivables	76,673.81	76,713.85	(40.04)	The discrepancy is on account of the details being submitted on the basis of provisional books/ financial statements. Adjustments pertaining to cut offs, forex restatements, Bill discounting (with recourse), etc are done only on finalization of books of accounts/ financial statements.
September 30, 2022	State Bank of India, IDBI Bank Limited, DBS Bank India Limited, DCB Bank Limited, ICICI Bank Limited, Standard Chartered Bank, Ratnakar Bank Limited, Axis Bank Limited, IndusInd Bank Limited, Qatar National Bank, Kotak Mahindra Bank, HDFC Bank Limited, IDFC First Bank Limited, Indian Bank	Trade Receivables	73,831.65	73,509.00	322.65	The discrepancy is on account of the details being submitted on the basis of provisional books/ financial statements. Adjustments pertaining to cut offs, forex restatements, Bill discounting (with recourse), etc are done only on finalization of books of accounts/ financial statements.

Notes to the Standalone financial statements

as at and for the year ended March 31, 2023

(All amounts in INR Lakhs, unless otherwise stated)

Quarter	Name of Bank	Particulars of Securities provided	Amount as per books of accounts	Amount as reported in the quarterly return / statement	Amount of difference	Reason for material discrepancies
March 31, 2022	State Bank of India, IDBI Bank Limited, DBS bank India Limited, DCB Bank Limited, ICICI Bank Limited, Standard Chartered Bank, RBL Bank Limited, Axis Bank Limited, IndusInd Bank Limited, Qatar National Bank, Kotak Mahindra Bank, HDFC Bank Limited, IDFC bank Limited, Indian Bank, Bandhan Bank	Inventory	68,267.02	66,696.00	1,571.02	The discrepancy is on account of the details being submitted on the basis of provisional books / financial statements. Adjustments pertaining to Goods In transit, overhead allocation on work in progress and finished goods, etc are done only on finalization of books of accounts / financial statements.
		Trade Receivables	87,780.64	74,466.00	13,314.64	The discrepancy is on account of the details being submitted on the basis of provisional books / financial statements. Adjustments pertaining to cut offs, forex restatements, Bill discounting (with recourse), etc are done only on finalization of books of accounts / financial statements.
		LC Acceptances	22,989.77	21,799.00	1,190.77	The discrepancy is on account of the details being submitted on the basis of provisional books / financial statements.
December 31, 2021	State Bank of India, IDBI Bank Limited, DBS bank India Limited, DCB Bank Limited, ICICI Bank Limited, Standard Chartered Bank, RBL Bank Limited, Axis Bank Limited, IndusInd Bank Limited, Qatar National Bank, Kotak Mahindra Bank, HDFC Bank Limited, IDFC bank Limited, Indian Bank, Bandhan Bank	Inventory	61,186.98	61,568.00	(381.02)	The discrepancy is on account of the details being submitted on the basis of provisional books / financial statements. Adjustments pertaining to Goods In transit, overhead allocation on work in progress and finished goods, etc are done only on finalization of books of accounts / financial statements.
		Trade Receivables	79,595.60	63,929.00	15,666.60	The discrepancy is on account of the details being submitted on the basis of provisional books / financial statements. Adjustments pertaining to cut offs, forex restatements, Bill discounting (with recourse), etc are done only on finalization of books of accounts / financial statements.
		LC Acceptances	23,894.98	23,985.00	(90.02)	The discrepancy is on account of the details being submitted on the basis of provisional books / financial statements.

**Notes to the Standalone financial statements**

as at and for the year ended March 31, 2023

(All amounts in INR Lakhs, unless otherwise stated)

Quarter	Name of Bank	Particulars of Securities provided	Amount as per books of accounts	Amount as reported in the quarterly return / statement	Amount of difference	Reason for material discrepancies
September 30, 2021	State Bank of India, IDBI Bank Limited, DBS bank India Limited, DCB Bank Limited, ICICI Bank Limited, Standard Chartered Bank, RBL Bank Limited, Axis Bank Limited, IndusInd Bank Limited, Qatar National Bank, Kotak Mahindra Bank, HDFC Bank Limited, IDFC bank Limited, Indian Bank, Bandhan Bank	Inventory	60,479.81	60,837.00	(357.19)	The discrepancy is on account of the details being submitted on the basis of provisional books / financial statements. Adjustments pertaining to Goods In transit, overhead allocation on work in progress and finished goods, etc are done only on finalization of books of accounts / financial statements.
		Trade Receivables	70,010.33	56,576.00	13,434.33	The discrepancy is on account of the details being submitted on the basis of provisional books / financial statements. Adjustments pertaining to cut offs, forex restatements, Bill discounting (with recourse), etc are done only on finalization of books of accounts / financial statements.
		LC Acceptances	20,661.25	22,661.00	(1,999.75)	The discrepancy is on account of the details being submitted on the basis of provisional books / financial statements.
June 30, 2021	State Bank of India, IDBI Bank Limited, DBS bank India Limited, DCB Bank Limited, ICICI Bank Limited, Standard Chartered Bank, RBL Bank Limited, Axis Bank Limited, IndusInd Bank Limited, Qatar National Bank, Kotak Mahindra Bank, HDFC Bank Limited, IDFC bank Limited, Indian Bank, Bandhan Bank	Inventory	55,089.37	53,794.00	1,295.37	The discrepancy is on account of the details being submitted on the basis of provisional books / financial statements. Adjustments pertaining to Goods In transit, overhead allocation on work in progress and finished goods, etc are done only on finalization of books of accounts / financial statements.
		Trade Receivables	51,477.98	52,493.00	(1,015.02)	The discrepancy is on account of the details being submitted on the basis of provisional books / financial statements. Adjustments pertaining to cut offs, forex restatements, Bill discounting (with recourse), etc are done only on finalization of books of accounts / financial statements.
		LC Acceptances	20,392.14	23,392.00	(2,999.86)	The discrepancy is on account of the details being submitted on the basis of provisional books / financial statements.

The Company do not have sanctioned working capital limits from financial institutions during the year.

Notes to the Standalone financial statements

(All amounts in INR Lakhs, unless otherwise stated)

as at and for the year ended March 31, 2023

18.5. Term loans were applied for the purpose for which the loans were obtained except term loans of ₹ Nil for the year ended March 31, 2023 (₹ 7,500.00 lakhs for the year ended March 31, 2022) which were raised towards the end of the previous year and which were temporarily parked in liquid funds including cash and cash equivalents pending utilisation for the purpose for which it was disbursed. (refer note 7(b)).

19. Lease liabilities

	Non-Current		Current	
	As at March 31, 2023	As at March 31, 2022	As at March 31, 2023	As at March 31, 2022
Lease Liabilities	2,054.09	2,279.87	550.20	428.75
	2,054.09	2,279.87	550.20	428.75

20. Trade payables

	As at March 31, 2023	As at March 31, 2022
At amortised cost		
Total outstanding dues of micro and small enterprises (Refer note 36)	1,644.97	844.29
Total outstanding dues of creditors other than micro and small enterprises (Refer Note 20.2)	37,081.09	33,622.46
Acceptance given to Bank	37,887.77	22,989.77
	74,968.86	56,612.23
	76,613.83	57,456.52

Trade Payables Ageing Schedule

Particulars	Outstanding as on March 31, 2023 from due date of payment					
	Not Due #	Upto 1 Year	1-2 Years	2-3 Years	More than 3 Years	Total
Undisputed						
outstanding dues of micro enterprises and small enterprises	-	1,644.97	-	-	-	1,644.97
outstanding dues of creditors other than micro enterprises and small enterprises	34,264.42	40,690.01	6.13	3.11	5.19	74,968.86
Disputed						
dues of micro enterprises and small enterprises	-	-	-	-	-	-
dues of creditors other than micro enterprises and small enterprises	-	-	-	-	-	-
Total	34,264.42	42,334.98	6.13	3.11	5.19	76,613.83

Particulars	Outstanding as on March 31, 2022 from due date of payment					
	Not Due #	Upto 1 Year	1-2 Years	2-3 Years	More than 3 Years	Total
Undisputed						
outstanding dues of micro enterprises and small enterprises	-	844.29	-	-	-	844.29
outstanding dues of creditors other than micro enterprises and small enterprises	26,977.34	29,597.60	7.32	15.17	14.80	56,612.23
Disputed						
dues of micro enterprises and small enterprises	-	-	-	-	-	-
dues of creditors other than micro enterprises and small enterprises	-	-	-	-	-	-
Total	26,977.34	30,441.89	7.32	15.17	14.80	57,456.52

**Notes to the Standalone financial statements**

(All amounts in INR Lakhs, unless otherwise stated)

as at and for the year ended March 31, 2023

Includes unbilled trade payables March 31, 2023 : ₹ 3,052.12 lakhs (March 31, 2022 : ₹ 6,010.49 lakhs) towards goods / services received for which invoices have not been received.

20.1. Trade payables other than acceptance given to the bank are non-interest bearing. Trade payables are normally settled within 90 days credit terms.

20.2. Includes payable to a subsidiary ₹ 139.35 lakhs (March 31, 2022 : ₹ 128.64 lakhs) . Also Refer note 39.

20.3. Refer Note 41 for information about liquidity risk and market risk on trade payable.

21. Other financial liabilities

At amortised cost	Current	
	As at March 31, 2023	As at March 31, 2022
At amortised cost		
Employee related dues	1,880.72	1,585.76
Interest accrued but not due on borrowings	580.70	441.81
Payable for capital goods	3,166.86	1,563.71
Unpaid dividends@	4.59	3.00
At FVTPL		
Foreign - exchange forward contracts	255.49	-
Total	5,888.36	3,594.28

@ There are no amounts due and outstanding to be credited to Investor Education and Protection Fund under section 125 of the Companies Act, 2013 as at the year end.

21.1. Refer note 40 for determination of fair value

21.2. Refer note 39 for employee dues payable to officers of the Company.

22. Provisions

At amortised cost	Current	
	As at March 31, 2023	As at March 31, 2022
Provision for gratuity (Refer note 43)	290.43	123.42
Provision for compensated absences	585.62	471.88
Total	876.05	595.30

22.1. Refer note 39 for employee dues payable to officers of the Company.

23. Other liabilities

	Non-Current		Current	
	As at March 31, 2023	As at March 31, 2022	As at March 31, 2023	As at March 31, 2022
Advance from customers	-	-	1,062.63	1,366.94
Statutory dues payable *	-	-	1,136.55	911.53
	-	-	2,199.18	2,278.47
* Subsequent to March 31, 2023 ₹ 1,400.00 lakhs has been paid on April 27, 2023.				
Subsidies / Government grants				
Opening balance #	1,568.23	1,698.82	122.91	122.91
Addition during the year	3,580.00	-	-	-
Reclassified from non-current to current	(786.79)	(130.59)	786.79	130.59
Released to Statement of Profit and Loss	-	-	(524.29)	(130.59)
Closing balance	4,361.44	1,568.23	385.41	122.91
	4,361.44	1,568.23	2,584.59	2,401.38

Includes Government assistance in the form of duty benefit availed under Export Promotion Capital Goods (EPCG) scheme on purchase of property, plant and equipment accounted for as Government grant and being amortised on basis of fulfilment of export

Notes to the Standalone financial statements

(All amounts in INR Lakhs, unless otherwise stated)

as at and for the year ended March 31, 2023

obligations and includes subsidies provided to the Company as per erstwhile Jharkhand Industrial and Investment Promotion Policy, 2016 and new Jharkhand Industrial and Investment Promotion Policy, 2021.

24. Revenue from operations

	For the year ended March 31, 2023	For the year ended March 31, 2022
Sale of products *	2,65,421.20	2,02,812.23
Sale of services *		
- Job Work	3.63	5.29
- Die design and preparation charges	1,327.90	898.63
Other operating revenues		
- Sales of Scrap *	22,494.15	18,465.93
- Export incentives	2,251.04	1,613.62
- Others	-	170.00
- Foreign exchange difference on operating assets and liabilities	5,988.37	3,798.58
- Subsidies / Government Grants	2,613.57	772.27
	3,00,099.86	2,28,536.55

* Represents revenue from contracts with customers

	For the year ended March 31, 2023	For the year ended March 31, 2022
India	1,75,586.90	1,29,498.42
Outside India	1,24,512.96	99,038.13
Total Revenue from operations	3,00,099.86	2,28,536.55

Revenue (except government grants which are recognized over time) is recognized at a point in time and not over time.

25. Other income

	For the year ended March 31, 2023	For the year ended March 31, 2022
Interest Income recognised on Financial assets, recognised at amortised cost	109.45	91.56
Net gain on disposal of property, plant and equipment	45.47	2.88
Miscellaneous Income ^a	221.81	66.49
Total	376.73	160.93

a. Includes Insurance claim received of ₹ 52.21 lakhs (March 31, 2022 : ₹ 5.61 lakhs), Profit on sale of mutual fund ₹ 2.72 lakhs (March 31, 2022 : ₹ Nil) and Reversal of net liability on termination of lease ₹ 57.63 lakhs (March 31, 2022 : ₹ Nil)

26. Cost of materials consumed

	For the year ended March 31, 2023	For the year ended March 31, 2022
Inventory at the beginning of the year (Refer note 14)	19,253.55	11,975.53
Add: Purchases	1,58,664.20	1,28,700.61
	1,77,917.75	1,40,676.14
Less: Inventory as at end of the year (Refer note 14)	17,549.76	19,253.55
Cost of Materials consumed	1,60,367.99	1,21,422.59

**Notes to the Standalone financial statements**

as at and for the year ended March 31, 2023

(All amounts in INR Lakhs, unless otherwise stated)

27. (Increase)/Decrease in Inventories of Finished Goods, Work in Progress and Scrap

	For the year ended March 31, 2023	For the year ended March 31, 2022
Inventory at the beginning of the year (Refer note 14)		
Work-in-progress	26,840.61	13,839.23
Forgings scrap	2,396.70	1,288.37
Finished goods	8,827.92	6,000.82
	38,065.23	21,128.42
Inventory at the end of the year (Refer note 14)		
Work-in-progress	39,456.92	26,840.61
Forgings scrap	3,600.15	2,396.70
Finished goods	10,356.06	8,827.92
	53,413.13	38,065.23
Inventory loss on trial run during the year	(645.60)	(1,408.29)
	(15,993.50)	(18,345.10)

28. Employee benefits expense

	For the year ended March 31, 2023	For the year ended March 31, 2022
Salaries, wages and bonus	12,691.99	10,645.18
Contribution to provident & other funds	759.18	628.67
Gratuity expense (Refer note 43)	194.72	241.70
Employees stock option plan	-	30.86
Staff welfare expenses	785.28	482.04
	14,431.17	12,028.45

28.1. The Code on Social Security, 2020 ("Code") relating to employee benefits during employment and post-employment benefits received Presidential assent in September 2020. The Code has been published in the Gazette of India. However, the date on which the Code will come into effect has not been notified and the final rules/interpretation have not yet been issued. The Company will assess the impact of the Code when it comes into effect and will record any related impact in the year the Code becomes effective. Based on a preliminary assessment, the entity believes the impact of the change will not be significant.

29. Finance costs

	For the year ended March 31, 2023	For the year ended March 31, 2022
Interest expenses	7,964.75	7,066.91
Interest on Lease Liabilities	196.20	44.34
Other borrowing costs	3,334.96	2,223.44
	11,495.91	9,334.69

30. Other expenses

	For the year ended March 31, 2023	For the year ended March 31, 2022
Consumption of stores and spares (Including packing materials)	14,614.65	12,026.12
Processing charges	12,018.13	8,334.56
Repairs and maintenance		
-Plant & machineries	1,087.61	993.17
-Factory shed & buildings	169.97	111.56

Notes to the Standalone financial statements

as at and for the year ended March 31, 2023

(All amounts in INR Lakhs, unless otherwise stated)

	For the year ended March 31, 2023	For the year ended March 31, 2022
-Others	641.02	589.70
Rent (refer note 33)	595.34	486.36
Rates & taxes	39.67	39.88
Insurance	804.38	554.76
Director sitting fees (Refer Note 39)	75.00	77.90
Bank charges & commission	102.92	86.30
Postage, telegraph & telephone	93.08	77.16
Legal & professional fees ^a	817.40	628.05
Travelling & conveyance expenses	785.49	481.61
Advertisement	53.83	27.54
Payment to auditors ^b	100.04	83.08
Brokerage & commission expenses	276.83	131.47
Vehicle running expenses	142.62	118.89
Carriage outward expenses	1,737.23	1,298.83
Export expenses	17,771.32	17,841.80
Foreign exchange difference on non-operating assets and liabilities	1,183.21	13.83
Miscellaneous expenses ^c	2,573.50	1,490.72
	55,683.24	45,493.29

	For the year ended March 31, 2023	For the year ended March 31, 2022
a. Legal and professional expenses include payment to a firm of solicitors in which a director is a partner (Refer Note 39)	114.68	98.13
b. Details of payment to auditors:	For the year ended March 31, 2023	For the year ended March 31, 2022
As auditor:		
Audit Fees	47.00	47.00
Limited Review	45.00	33.00
In other capacity:		
For other Services (Certification fees)	2.00	2.70
Reimbursement of Expenses	6.04	0.38
	100.04	83.08

c. Includes Corporate social responsibility expenses of ₹ 218.56 lakhs (March 31, 2022: ₹ 208.17 lakhs), Refer note 37.

31. Earnings per equity share (EPS)

		For the year ended March 31, 2023	For the year ended March 31, 2022
Numerator for basic and diluted EPS			
Net profit after tax attributable to shareholders (in ₹ lakhs)	(A)	23,559.21	20,650.18
Denominator for basic EPS			
- Weighted average number of equity shares for basic EPS	(B)	15,98,89,535	15,98,89,535
Denominator for diluted EPS			
- Weighted average number of equity shares for diluted EPS *	(C)	16,08,09,954	15,98,98,067
* After considering impact of Share warrants and ESOP (Refer Note 17 & 16)			
Basic earnings per share of face value of ₹ 2/- each (in ₹)	(A/B)	14.73	12.91
Diluted earnings per share of face value of ₹ 2/- each (in ₹)	(A/C)	14.65	12.91

**Notes to the Standalone financial statements**

as at and for the year ended March 31, 2023

(All amounts in INR Lakhs, unless otherwise stated)

32. Ramkrishna Forgings Limited - Employee Stock Option Plan 2015 (RKFL ESOP Scheme 2015)

The Board of Directors at its meeting held on August 7, 2015, approved the Employee Stock Option Scheme 2015 ("ESOP Scheme 2015") for the grant upto 700000 stock option to its permanent employees working in India and wholtime Directors of the Company, in one or more tranches. Each option would be converted into one fully paid-up equity share of ₹10/- each of the Company. The same was approved by the members in the 33rd Annual General Meeting of the Company held on September 12, 2015. The ESOP Scheme 2015 shall be administered by the Nomination and Remuneration Committee through the Ramkrishna Forgings Limited Employee Welfare Trust.. The Scheme was further amended in the 34th Annual General Meeting held on September 24, 2016 wherein the exercise price per share was reduced from ₹ 505.58 per share to ₹ 400/- per share of face value of ₹ 10/- each.

The above granted options shall vest as under:

Date of Vesting	Eligibility
3rd year	%30
4th year	%30
5th year	%40

The above vesting will be dependent on achievement of certain performance criteria as laid down by the Nomination and Remuneration Committee.

Movement of Options Granted:

The movement of the options under ESOP Scheme 2015 for the year ended March 31, 2023 are as follows:

	March 31, 2023	March 31, 2022
Outstanding at beginning of the year	4,84,825	1,76,576
Granted during the year	-	4,184
Forfeited / Cancelled during the year	41,850	2,199
Options Vested during the year	25,715	6,014
Exercised during the year	90,155	81,596
Outstanding at the end of the year	3,52,820	96,965
Adjustment for Sub-Division of Equity Shares (refer note 16c)	-	3,87,860
Outstanding at the end of the year (Face value ₹ 2/- per share (refer note 16c))	3,52,820	4,84,825
Exercisable at the end of the year (Face value ₹ 2/- per share (refer note 16c))	3,41,851	3,40,000
	March 31, 2023	March 31, 2022
Range of exercise prices (Face value ₹ 2/- per share (refer note 16c))	80.00	80.00
Weighted Average Exercise Price (Face value ₹ 2/- per share (refer note 16c))	80.00	80.00
Weighted Average Remaining contractual years	2.82	3.28

Fair Valuation:

The fair value of the options used to compute net profit and earnings per share have been done by an independent valuer using Black-Scholes-Model. The details of key assumptions used in the valuation are as under:

	March 31, 2023	March 31, 2022
Exercise Price (₹) (Face value ₹ 2/- per share (refer note 16c))	N.A.	80.00
Risk-Free Interest Rate	N.A.	6.01%
Life of Options Granted	N.A.	6.11
Expected Volatility	N.A.	46.39%
Expected Dividend Yield	N.A.	0.24%
Weighted-Average Fair Value per Option (₹) (Face value ₹ 2/- per share (refer note 16c))	N.A.	185.29

Stock Price: Closing price on National Stock Exchange on the date of grant has been considered.

Volatility: The historical volatility over the expected life has been considered to calculate the fair value.

Risk-free rate of return: The risk-free interest rate being considered for the calculation is the interest rate applicable for a maturity equal to the expected life of the options based on the zero-coupon yield curve for Government Securities.

Exercise Price: Exercise Price of each specific grant has been considered.

Notes to the Standalone financial statements

(All amounts in INR Lakhs, unless otherwise stated)

as at and for the year ended March 31, 2023

Time to Maturity: Time to Maturity / Expected Life of options is the period for which the Company expects the options to be live.

Expected dividend yield: Expected dividend yield has been calculated as an average of dividend yields for five financial years preceding the date of the grant.

33. Leases

Company as a lessee

The Company has lease contracts for various items of plant, machinery, and other equipment used in its operations. Leases of plant and machinery generally have lease terms of 5 years, while leasehold lands generally have lease terms between 30 and 99 years.

The Company also has certain leases of buildings with lease terms of 12 months or less. The Company applies the 'short-term lease' recognition exemptions for these leases.

(i) Set out below are the carrying amounts of right-of-use assets recognised and the movements during the period:

	Plant & Machinery	Leasehold lands	Total
As at April 1, 2021	-	1,008.90	1,008.90
Additions	2,141.98	-	2,141.98
Deletions	-	35.09	35.09
Depreciation charge	32.68	35.70	68.38
Depreciation on Disposals	-	(10.26)	(10.26)
As at March 31, 2022	2,109.30	948.37	3,057.67
Additions	715.19	-	715.19
Deletions / Modification	-	224.71	224.71
Depreciation charge	557.99	29.48	587.47
Depreciation on Disposals	-	-	-
As at March 31, 2023	2,266.50	694.18	2,960.68

(ii) Set out below are the carrying amounts of lease liabilities and the movements during the period:

	Year ended March 31, 2023	Year ended March 31, 2022
At Amortised cost		
As at April 1	2,708.62	400.47
Additions	715.19	2,339.99
Accretion of interest	196.20	44.34
Deletions / termination / modification	282.34	24.83
Payments	733.38	51.35
	2,604.29	2,708.62
As at March 31		
Non-current	2,054.09	2,279.87
Current	550.20	428.75

The effective interest rate for lease liabilities on Plant and Machinery is 9.20% p.a. - 9.50% p.a. with maturity in the year 2028 and on Land is 8.50% p.a. - 8.80% p.a. with maturity between 2036 - 2081

The following are the amounts recognised in Statement of Profit or Loss:

	Year ended March 31, 2023	Year ended March 31, 2022
Depreciation expense of right-of-use assets (Refer Note 6)	587.47	68.38
Interest expense on lease liabilities (Refer Note 29)	196.20	44.34
Expense relating to short term leases (included under Other Expenses) (Refer Note 30)	595.34	486.36
Total amount recognised in the Statement of Profit and Loss	1,379.01	599.08

The Company had total cash outflows for leases of ₹ 1,328.72 lakhs (March 31, 2022: ₹ 537.71 lakhs).

**Notes to the Standalone financial statements**

(All amounts in INR Lakhs, unless otherwise stated)

as at and for the year ended March 31, 2023

34. Segment information

The Company is into manufacturing of forging components and the management reviews the performance of the Company as a single operating segment "Forging components" in accordance with Ind AS 108 "Operating Segments" notified pursuant to Companies (Accounting Standards) Rule, 2015. The Company has presented segment information in the consolidated financial statements. Accordingly, in accordance with paragraph 4 of Ind AS 108 no separate segment information has been furnished herewith.

35. Contingent Liabilities and Commitments:

	As at March 31, 2023	As at March 31, 2022
A. Contingent Liabilities / claims against the Company not acknowledged as debts		
(i). Electricity	-	45.24
(ii). Excise/Service tax demands - matters under dispute	1,393.30	1,393.30
(iii). Sales tax demands - matters under dispute	-	583.39
(iv). Goods and Service Tax - matters under dispute	45.11	-
(v). Bank Guarantees	5,567.63	5,567.63
(vi). Guarantees given by the Company on behalf of subsidiary Companies #	8,343.40	2,235.00
# The Outstanding financial obligation in the book of subsidiary M/s. Globe All India Services Limited (Formerly known as Globe Forex & Travel Ltd.) as on March 31, 2023 is ₹ 5,551.04 lakhs (March 31, 2022: ₹ 635.98 lakhs). The Outstanding short term loan in the book of subsidiary M/s. Ramkrishna Forgings LLC, USA as on March 31, 2023 is ₹ 1,643.40 lakhs (March 31, 2022: ₹ Nil).		
B. Capital and other commitments		
(i). Estimated amount of contracts remaining to be executed on capital account and not provided for (Net of advance).	32,027.05	15,695.59
(ii). Other commitments *	10,000.00	-

* The Board of Directors of the Company in its meeting dated December 14, 2022 has approved an investment to acquire upto 51% voting rights of TSUYO Manufacturing Private Limited, a Make-In-India start-up company engaged in powertrain solutions for electric vehicles.

36. Disclosure under the Micro, Small and Medium Enterprises Development Act, 2006.

	As at March 31, 2023	As at March 31, 2022
a) Principal amount and the interest due thereon remaining unpaid to each supplier at the end of each accounting year.		
Principal amount remaining unpaid to any supplier at the end of the accounting period.	1,644.97	844.29
Interest due on above	-	-
Total	1,644.97	844.29
b) The amount of interest paid by the buyer in terms of section 16 of the MSMED Act 2006 along with the amounts of the payment made to the supplier beyond the appointed day during each accounting year	-	-
c) The amount of interest due and payable for the period of delay in making payment (which have been paid but beyond the appointed day during the year) but without adding the interest specified under the MSMED Act 2006.	-	-
d) The amount of interest accrued and remaining unpaid at the end of each accounting year	-	-
e) The amount of further interest remaining due and payable even in the succeeding years, until such date when the interest dues as above are actually paid to the small enterprise for the purpose of disallowance as a deductible expenditure under section 23 of the MSMED Act 2006	-	-

Dues to Micro and Small Enterprises have been determined to the extent such parties have been identified on the basis of information collected by the Management.

Notes to the Standalone financial statements

as at and for the year ended March 31, 2023

(All amounts in INR Lakhs, unless otherwise stated)

37. Corporate social responsibility

Details of CSR expenditure:	Year ended March 31, 2023	Year ended March 31, 2022
a) Gross amount required to be spent by the Company during the year	218.56	165.49
b) Amount approved by the Board to be spent during the year	284.76	208.17
c) Amount spent (in cash) during the year:		
i) Construction/acquisition of any asset	-	-
ii) On purposes other than (i) above * #	284.76	208.17

* Includes ₹ 66.20 lakhs spent during the year and available for set off in succeeding financial years.

Refer note 39 for transaction with related party.

38.

The Company has been granted certificate of registration for its in-house research and development unit of its plant located at village Baliguma, P. O. Kolabira, P.S. Saraikela, Dist Saraikela Kharswan, Jamshedpur, Jharkhand, by the Ministry of Science and Technology, Government of India. The below mentioned expenditure are related to research and development facilities of the Company.

Expenditure on research and development	Year ended March 31, 2023	Year ended March 31, 2022
i. Revenue Expenditure		
Raw materials	22.86	19.40
Salary paid to employees	371.92	533.15
Power & Fuel (Electricity charges)	3.71	3.22
Miscellaneous expenses	1.79	52.69
Total	400.28	608.46
ii. Capital expenditure	336.71	564.20
Total research and development expenditure	736.99	1,172.66

39. Related Party Disclosures:

Related parties where control exists :

(i). Subsidiaries	(i) Globe All India Services Limited (Formerly known as Globe Forex & Travel Ltd.) (ii) Ramkrishna Aeronautics Private Limited. (iii) Ramkrishna Forgings, LLC (iv) RKFL Engineering Industry Private Limited. (w.e.f. March 6, 2023)
(ii). Enterprises over which Key Management Personnel and their relatives are able to exercise significant influence	(i) Riddhi Portfolio Pvt. Ltd. (ii) Eastern Credit Capital (P) Ltd. (iii) Ramkrishna Rail & Infrastructure Pvt. Ltd. (iv) Northeast Infra Properties Pvt. Ltd. (v) Dove Airlines Private Ltd. (vi) Mahabir Prasad Jalan (HUF) (vii) Naresh Jalan (HUF) (viii) Pawan Kumar Kedia (HUF)

**Notes to the Standalone financial statements**

(All amounts in INR Lakhs, unless otherwise stated)

as at and for the year ended March 31, 2023

(iii). Key Management Personnel (KMP)

Mahabir Prasad Jalan	Chairman cum Whole Time Director.
Naresh Jalan	Managing Director
Chaitanya Jalan	Wholetime Director
Pawan Kumar Kedia	Wholetime Director
Lalit Kumar Khetan	Wholetime Director & Chief Financial Officer
Rajesh Mundhra	Company Secretary
Ram Tawakya Singh	Independent Director*
Padam Kumar Khaitan	Independent Director*
Amitabha Guha	Independent Director*
Yudhisthir Lal Madan	Independent Director*
Aditi Bagri (Resigned w.e.f. April 22, 2022)	Independent Director*
Sandipan Chakravortty	Independent Director*
Partha Sarathi Bhattacharyya	Independent Director*
Ranaveer Sinha	Independent Director*
Rekha Shreeratan Bagry (Appointment as Independent Director w.e.f. May 3, 2022)	Independent Director*
Sanjay Kothari (Appointment as Independent Director w.e.f. May 3, 2022)	Independent Director*

(iv). Relative of Key Management Personnel

Rashmi Jalan	Wife of Naresh Jalan
Alok Kedia	Son of Pawan Kumar Kedia Limited

(v). Trusts managed by the Company

Ramkrishna Forgings Limited Employee Welfare Trust
Ramkrishna Foundation

(vi). Firm where a director is a partner

Khaitan & Co., LLP
Khaitan & Co.

The following table provides the total amount of transactions that have been entered into with related parties for the relevant financial year:

Sl No.	Name of the Related Party	Relationship	Nature of transactions	Transaction Amount	Outstanding as at	Transaction Amount	Outstanding as at
				for the year ended	March 31, 2023	for the year ended	March 31, 2022
i.	Globe All India Services Limited (Formerly known as Globe Forex & Travel Ltd.)	Subsidiary of the Company	Commission Paid / Payable	54.97	-	30.30	-
			Investment in equity share	-	1,909.82	-	1,909.82
			Export / Travelling Expenses	2,912.81	139.35	10,342.21	128.64
			Rent Received / Receivable	33.12	-	31.02	-
			Corporate guarantee given **	4,465.00	6,700.00	-	2,235.00
ii.	Ramkrishna Aeronautics Pvt. Ltd.	Subsidiary of the Company	Investment in equity share	-	10.00	-	10.00
			Expenses receivable ***	143.36	660.92	90.91	517.56
			Bank guarantee given ****	-	5,000.00	-	5,000.00
iii.	RKFL Engineering Industry Pvt. Ltd.	Subsidiary of the Company	Investment in equity share	1.00	1.00	-	-
iv.	Ramkrishna Forgings LLC	Subsidiary of the Company	Sales*****	12,643.06	-	9,017.02	-
			Investment in equity share	-	7.47	-	7.47
			Trade receivable	-	6,043.23	-	6,560.85
			Interest Received	8.22	8.22	-	-
			Corporate guarantee given **	1,643.40	1,643.40	-	-

Notes to the Standalone financial statements

as at and for the year ended March 31, 2023

(All amounts in INR Lakhs, unless otherwise stated)

Sl No.	Name of the Related Party	Relationship	Nature of transactions	Transaction Amount for the year ended	Outstanding as at	Transaction Amount for the year ended	Outstanding as at
				March 31, 2023	March 31, 2022	March 31, 2022	March 31, 2022
v.	Riddhi Portfolio Pvt. Ltd.	Enterprise over which KMP and their relatives are able to exercise significant influence	Property Purchased	11.70	-	-	-
			Dividend paid	643.95	-	112.89	-
vi.	Eastern Credit Capital Pvt. Ltd.	Enterprise over which KMP and their relatives are able to exercise significant influence	Dividend paid	367.40	-	64.78	-
vii.	Ramkrishna Rail & Infrastructure Pvt. Ltd.	Enterprise over which KMP and their relatives are able to exercise significant influence	Dividend paid	110.50	-	19.50	-
viii.	Khaitan & Co., LLP	Firm where a director is a partner	Legal fees	106.68	-	50.13	31.39
ix.	Khaitan & Co.	Firm where a director is a partner	Legal fees	8.00	-	48.00	-
x.	Mahabir Prasad Jalan	Key Management Personnel #	Short-term employee benefits	323.06	21.85	311.82	16.00
			Property Purchased	7.20	-	-	-
			Dividend paid	27.35	-	6.84	-
xi.	Mahabir Prasad Jalan (HUF)	Enterprise over which KMP and their relatives are able to exercise significant influence	Dividend paid	7.20	-	1.80	-
xii.	Naresh Jalan	Key Management Personnel #	Short-term employee benefits	246.74	9.52	203.38	6.39
			Other long-term benefits	24.53	2.04	18.72	1.56
			Lease Rent paid / payable	35.00	6.75	24.00	1.80
			Rent paid / payable	-	-	-	-
			Commission paid / payable	120.00	120.00	200.00	200.00
			Property Purchased	3.60	-	-	-
			Dividend paid	25.61	-	4.34	-
xiii.	Naresh Jalan (HUF)	Enterprise over which KMP and their relatives are able to exercise significant influence	Dividend paid	22.84	-	4.03	-



Notes to the Standalone financial statements

as at and for the year ended March 31, 2023

(All amounts in INR Lakhs, unless otherwise stated)

Sl No.	Name of the Related Party	Relationship	Nature of transactions	Transaction Amount for the year ended	Outstanding as at	Transaction Amount for the year ended	Outstanding as at
				March 31, 2023	March 31, 2022	March 31, 2022	March 31, 2022
xiv.	Pawan Kumar Kedia	Key Management Personnel #	Short-term employee benefits	72.06	1.98	71.49	0.75
			Post-employment benefits	2.92	0.24	2.39	0.20
			Other long-term benefits	3.50	0.29	2.87	0.24
			Dividend paid	0.19	-	0.32	-
			Loan repayment	98.00	-	-	-
			Loan given	-	72.00	170.00	170.00
			Interest on Loan	9.01	9.01	-	-
xv.	Chaitanya Jalan	Key Management Personnel #	Short-term employee benefits	64.86	1.21	34.37	0.44
			Other long-term benefits	3.46	0.29	1.73	0.14
			Lease Rent paid / payable	15.00	6.75	-	-
			Commission paid / payable	80.00	80.00	-	-
			Dividend paid	17.25	-	0.26	-
xvi.	Pawan Kumar Kedia (HUF)	Enterprise over which KMP and their relatives are able to exercise significant influence	Dividend paid	-	-	0.08	-
xvii.	Rajesh Mundhra	Key Management Personnel #	Short-term employee benefits	59.76	1.97	73.74	0.30
			Post-employment benefits	2.16	0.18	1.73	0.14
			Other long-term benefits	2.59	0.22	2.08	0.17
			Dividend paid	1.83	-	0.34	-
			Loan repayment	14.00	-	7.50	-
			Loan given	-	-	19.00	14.00
			Interest on Loan	0.10	0.10	-	-
xviii.	Lalit Kumar Khetan	Key Management Personnel #	Short-term employee benefits	156.05	5.98	127.87	4.22
			Other long-term benefits	6.87	0.57	5.40	0.45
			Loan given	55.00	55.00	-	-
			Interest on Loan	0.23	0.23	-	-
			Dividend paid	0.09	-	-	-
xix.	Ram Tawakya Singh	Key Management Personnel	Sitting Fees	9.60	-	10.55	-
xx.	Padam Kumar Khaitan	Key Management Personnel	Sitting Fees	8.40	-	10.25	-
xxi.	Amitabha Guha	Key Management Personnel	Sitting Fees	9.90	-	9.75	-
xxii.	Yudhisthir Lal Madan	Key Management Personnel	Sitting Fees	10.80	-	11.25	-
xxiii.	Aditi Bagri	Key Management Personnel	Sitting Fees	-	-	10.10	-
xxiv.	Sandipan Chakravorty	Key Management Personnel	Sitting Fees	10.15	-	9.50	-
xxv.	Partha Sarathi Bhattacharyya	Key Management Personnel	Sitting Fees	7.65	-	8.00	-
xxvi.	Ranaveer Sinha	Key Management Personnel	Sitting Fees	6.50	-	8.50	-

Notes to the Standalone financial statements

as at and for the year ended March 31, 2023

(All amounts in INR Lakhs, unless otherwise stated)

Sl No.	Name of the Related Party	Relationship	Nature of transactions	Transaction Amount for the year ended	Outstanding as at	Transaction Amount for the year ended	Outstanding as at
				March 31, 2023	March 31, 2023	March 31, 2022	March 31, 2022
xxvii.	Rekha Shreeratan Bagry	Key Management Personnel	Sitting Fees	6.00	-	-	-
xxviii.	Sanjay Kothari	Key Management Personnel	Sitting Fees	6.00	-	-	-
xxix.	Rashmi Jalan	Relative of Key Management Personnel	Dividend paid	35.59	-	6.28	-
xxx.	Alok Kedia	Relative of Key Management Personnel	Salary paid	16.31	0.91	14.25	0.72
			Post-employment benefits	0.65	0.05	0.54	0.05
			Other long-term benefits	0.78	0.06	0.65	0.05
xxxi.	Ramkrishna Foundation	Trusts managed by the Company	CSR expenses	284.76	-	208.17	-
xxxii.	Ramkrishna Forgings Employee Welfare Trust	Trusts managed by the Company	Re-payment of Advance	120.00	64.51	96.90	184.51

Total of remuneration to key management personnel

Nature of transactions	Transaction Amount for the year ended	
	Year ended March 31, 2023	Year ended March 31, 2022
Sitting Fees	75.00	77.90
Short-term employee benefits	922.53	822.67
Post-employment benefits	5.08	4.12
Other long-term benefits	40.95	30.80
Commission paid / payable	200.00	200.00

Note

Excludes leave encashment and gratuity which is based on actuarial valuation provided on overall Company basis. The Chairman and Managing Director of the Company have opted not to take Leave encashment / Gratuity benefit from the Company and accordingly not accounted for in the books.

* The Independent Directors have been considered as Key Management Personnel only for above reporting as per the requirements of Ind AS 24 - Related Party Disclosures.

** The Outstanding financial obligation in the book of subsidiary M/s. Globe All India Services Limited (Formerly known as Globe Forex & Travel Ltd.) as on March 31, 2023 is ₹ 5,551.04 lakhs (March 31, 2022: ₹ 635.98 lakhs).

The Outstanding short term loan in the book of subsidiary M/s. Ramkrishna Forgings LLC, USA as on March 31, 2023 is ₹ 1,643.40 lakhs (March 31, 2022: ₹ Nil).

\$ Dividend paid to Mr. Alok Kedia ₹ 170.00 (March 31, 2022: ₹ 30.00)

*** Expenses receivable includes amount of ₹ 26.72 lakhs (March 31, 2022: ₹ 14.05 lakhs) paid as legal fees to Khaitan and Co LLP, on behalf of the subsidiary.

**** The bank guarantee given by the company to a third party on behalf of the subsidiary.

***** The sales to and purchases from related parties are made on terms equivalent to those that prevail in arm's length transactions. Outstanding balances at the year-end are unsecured and interest free and settlement occurs in cash.

**Notes to the Standalone financial statements**

as at and for the year ended March 31, 2023

(All amounts in INR Lakhs, unless otherwise stated)

40. Financial instruments**A. Financial Assets and liabilities:**

The accounting classification of each category of financial instruments, and their carrying values, are set out below:

Particulars	March 31, 2023	March 31, 2022
	Carrying Value / Fair Value	Carrying Value / Fair Value
Financial Assets		
Financial assets carried at amortised cost		
Trade receivables (Refer note 8)	72,536.27	87,780.64
Loans - Non-current (Refer note 9)	140.76	221.85
Other Non-current financial assets (Refer note 10)	1,945.23	1,324.06
Cash and Bank balances (Refer note 15a and 15b)	4,246.87	3,236.57
Loans - Current (Refer note 9)	102.33	112.13
Other Current financial assets (Refer note 10)	1,455.80	3,355.88
Total financial assets carried at amortised cost	80,427.26	96,031.13
Financial assets at deemed cost		
Investment * (Refer note 7a)	1,928.29	1,927.29
Financial assets at FVTPL		
Derivative instrument (Refer note 10)	-	132.56
Investment-Current (Refer note 7b)	-	5,500.00
Total financial assets carried at FVTPL	-	5,632.56
Financial assets at fair value through Other Comprehensive Income (OCI)		
Investments (Refer note 7a)	10.50	10.50
Total financial assets carried at fair value through Other Comprehensive Income (OCI)	10.50	10.50
Financial Liabilities		
Financial liabilities carried at amortised cost		
Short term borrowings (Refer note 18)	49,007.61	71,794.45
Long term borrowings (Refer note 18)	75,092.03	85,945.18
Lease liabilities (Refer note 19)	2,604.29	2,708.62
Trade payables (Refer note 20)	76,613.83	57,456.52
Other Current financial liabilities (Refer note 21)	5,632.87	3,594.28
Total financial liabilities carried at amortised cost	2,08,950.63	2,21,499.05
Financial Liabilities at FVTPL		
Derivative instruments (Refer note 21)	255.49	-
Total financial liabilities carried at FVTPL	255.49	-

* Investment at cost.

The fair values of financial assets and liabilities are included at the amount that would be received to sell an asset or paid to transfer a liability in an orderly transaction between market participants at the measurement date. Methods and assumptions used to estimate the fair values are consistent with those used for the year ended March 31, 2022.

The management has assessed that the fair values of trade receivables, cash and bank balances, loans, other financial assets, Trade Payables, Borrowings (including interest accrued), lease liabilities and Other Financial Liabilities approximate to their respective carrying amounts largely due to the short-term maturity of these instruments. Further, management has also assessed the carrying amount of certain loans bearing floating interest rates which are a reasonable approximation of their respective fair values and any difference between their carrying amounts and fair values is not expected to be significant.

For financial assets carried at fair value, the carrying amounts are equal to their respective fair values.

B. Fair value hierarchy:

The Company uses the following hierarchy for determining and/or disclosing the fair value of financial instruments by valuation techniques:

- (i) Level 1: quoted prices (unadjusted) in active markets for identical assets or liabilities.

Notes to the Standalone financial statements

(All amounts in INR Lakhs, unless otherwise stated)

as at and for the year ended March 31, 2023

(ii) Level 2: inputs other than quoted prices included within Level 1 that are observable for the asset or liability, either directly (i.e., as prices) or indirectly (i.e., derived from prices).

(iii) Level 3: inputs for the asset or liability that are not based on observable market data (unobservable inputs).

The below table summarises the categories of financial assets and liabilities as at March 31, 2023 and March 31, 2022 measured at fair value:

Financial Asset	Level 1	Level 2	Level 3
At fair value through other comprehensive income (FVTOCI) as at March 31, 2023			
- Investments	-	-	10.50
At fair value through other comprehensive income (FVTOCI) as at March 31, 2022			
- Investments	-	-	10.50
At FVTPL as at March 31, 2022			
- Investments	5,500.00	-	-
- Derivative financial instruments	-	132.56	-
Financial Liabilities			
At FVTPL as at March 31, 2023			
- Derivative financial instrument	-	255.49	-

Fair valuation method and assumptions:

The fair value of the financial assets and liabilities is included at the amount at which the instrument could be exchanged in a current transaction between willing parties, other than in a forced or liquidation sale. The following methods and assumptions are used to estimate the fair values

- The fair value of derivative financial instruments is determined based on observable market inputs including currency spot and forward rates, yield curves, currency volatility etc. These derivatives are estimated by using the pricing models, where the inputs to those models are based on readily observable market parameters, contractual terms, period to maturity, maturity parameters and foreign exchange rates. These models do not contain a high level of subjectivity as the valuation techniques used do not require significant judgement, and inputs thereto are readily observable from market rates. The said valuation has been carried out by the counter party with whom the contract has been entered with and management has evaluated the credit and non-performance risks associated with the counterparties and believes them to be insignificant and not requiring any credit adjustments
- There has been no transfer between Level 1, Level 2 and Level 3 during the above periods.
- In determining fair value measurement, the impact of potential climate-related matters, including legislation, which may affect the fair value measurement of assets and liabilities in the financial statements has been considered. These risks in respect of climate-related matters are included as key assumptions where they materially impact the measure of recoverable amount, These assumptions have been included in the cash-flow forecasts in assessing value-in-use amounts.

At present, the impact of climate-related matters is not material to the Company's financial statements.

41. Financial Risk Management Objectives and Policies:

The Company's principal financial liabilities comprises borrowings, trade and other payables and other financial liabilities. The main purpose of these financial liabilities is to finance and support the operations of the Company. The Company's principal financial assets include trade and other receivables, loans and cash and cash equivalents that derive directly from its operations.

The Company's business activities are exposed to a variety of risks including liquidity risk, credit risk and market risk. The Company seeks to minimize potential adverse effects of these risks on its financial performance and capital. Financial risk activities are identified, measured and managed in accordance with the Company's policies and risk objectives which are summarized below and are reviewed by the senior management.

(A) Credit risk

Credit risk refers to risk of financial loss to the Company if customers or counterparties fail to meet their contractual obligations. The Company is exposed to credit risk from its operating activities (mainly trade receivables).

**Notes to the Standalone financial statements**

as at and for the year ended March 31, 2023

(All amounts in INR Lakhs, unless otherwise stated)

(i) Credit risk management**(a) Trade Receivables**

Customer credit risk is managed by the respective departments subject to the company's established policies, procedures and controls relating to customer credit risk management. Customer credit risk is managed by the Company through its established policies and procedures which involve setting up credit limits based on credit profiling of individual customers, credit approvals for enhancement of limits and regular monitoring of important developments viz. payment history, change in credit rating, regulatory changes, industry outlook etc. The maximum exposure to credit risk at the reporting date is the carrying value of each class of financial assets disclosed in refer note 8. Outstanding receivables are regularly monitored and an impairment analysis is performed at each reporting date on an individual basis for each major customer. On account of adoption of Ind AS 109, the Company uses expected credit loss model to assess the impairment loss or reversal thereof.

(b) Deposits and financial assets (Other than trade receivables):

Credit risk from balances with banks is managed by the Company's treasury department in accordance with the Company's policy.

(B) Liquidity Risk

Liquidity risk implies that the Company may not be able to meet its obligations associated with its financial liabilities. The Company manages its liquidity risk on the basis of the business plan that ensures that the funds required for financing the business operations and meeting financial liabilities are available in a timely manner and in the currency required at optimal costs. The Management regularly monitors rolling forecasts of the Company's liquidity position to ensure it has sufficient cash on an ongoing basis to meet operational fund requirements.

Additionally, the Company has committed fund and non-fund based credit lines from banks which may be drawn anytime based on Company's fund requirements. The Company endeavours to maintain a cautious liquidity strategy with positive cash balance and undrawn bank lines throughout the year.

The following are the remaining contractual maturities of financial liabilities at the reporting date.

Contractual maturity of financial liabilities	Upto 1 year	1 Year to 3 year	3 year to 5 year	More than 5 years	Total
March 31, 2023					
Long Term Borrowings (including current maturities of long term borrowings (secured)) **	16,812.01	40,631.06	25,856.48	8,986.53	92,286.08
Lease liabilities	550.20	1,252.60	676.97	124.52	2,604.29
Current Borrowings (excluding current maturities of long term borrowings (secured))	32,394.68	-	-	-	32,394.68
Trade payable	76,613.83	-	-	-	76,613.83
Other financial liabilities	5,888.36	-	-	-	5,888.36
	1,32,259.08	41,883.66	26,533.45	9,111.05	2,09,787.24
March 31, 2022					
Long Term Borrowings (including current maturities of long term borrowings (secured)) **	13,528.11	44,582.18	30,212.48	11,785.03	1,00,107.80
Lease liabilities	428.75	877.65	1,006.96	395.25	2,708.62
Current Borrowings (excluding current maturities of long term borrowings (secured)) **	58,554.26	-	-	-	58,554.26
Trade payable	57,456.52	-	-	-	57,456.52
Other financial liabilities	3,594.28	-	-	-	3,594.28
	1,33,561.92	45,459.83	31,219.44	12,180.28	2,22,421.47

** The above maturity is based on the total principal outstanding gross of the processing fees and charges of ₹ 581.12 lakhs (March 31, 2022: ₹ 922.43 lakhs)

(C) Market Risk

Market risk is the risk that the fair value of future cash flow of financial instruments may fluctuate because of changes in market conditions. Market risk broadly comprises three types of risks namely foreign currency risk, interest rate risk and price risk (for commodities). The above risks may affect the Company's income and expense and profit. The Company's exposure to and management of these risks are explained below.

Notes to the Standalone financial statements

as at and for the year ended March 31, 2023

(All amounts in INR Lakhs, unless otherwise stated)

(i) Foreign currency risk

The Company operates in international markets and therefore is exposed to foreign currency risk arising from foreign currency transactions. The exposure relates primarily to the Company's operating activities (when the revenue or expense is denominated in foreign currency) and borrowings in foreign currencies. Majority of the Company's foreign currency transactions are in USD and Euro, while the rest are in GBP. The imports are only in respect of capital goods, and are denominated in USD, Euro and JPY. The risk is measured through forecast of highly probable foreign currency cash flows.

The risk of fluctuations in foreign currency exchange rates on its financial liabilities including trade and other payables etc, which are mainly in US Dollars, are mitigated through the natural hedge, as Company's export sales are predominantly in US dollars and such economic exposure through trade and other receivables in US dollars provide natural alignment. Hence, a reasonable variation in the Foreign exchange rate would not have much impact on the profit / equity of the Company.

(a) Foreign currency risk exposure

The Company's exposure to foreign currency risk at the end of the reporting period expressed INR in lakhs, are as follows:

	March 31, 2023				March 31, 2022			
	INR equivalent of				INR equivalent of			
	USD	EUR	JPY	GBP	USD	EUR	JPY	GBP
Financial assets								
Trade receivables	33,840.11	12,919.76	-	351.32	40,533.35	10,190.84	-	451.77
Foreign exchange forward contracts								
Sale foreign currency	(33,497.50)	(8,675.92)	-	-	(22,533.03)	(1,431.74)	-	-
Net exposure to foreign currency risk (assets)	342.61	4,243.84	-	351.32	18,000.32	8,759.10	-	451.77
Financial liabilities								
Foreign currency loan	5,369.68	3,587.05	2,677.76	-	12,594.84	7,141.92	2,250.79	-
Trade payables and Capital Goods	1,690.95	329.62	825.77	-	588.57	290.10	-	-
Foreign exchange forward contracts								
Buy foreign currency	-	-	-	-	(2,052.11)	(1,010.64)	-	-
Net exposure to foreign currency risk (liabilities)	7,060.63	3,916.67	3,503.53	-	11,131.30	6,421.38	2,250.79	-
Net exposure to foreign currency risk (Assets-Liabilities)	(6,718.02)	327.17	(3,503.53)	351.32	6,869.02	2,337.72	(2,250.79)	451.77

(b) Foreign currency Rate Sensitivity

A fluctuation in the exchange rates of 1% with other conditions remaining unchanged would have the following effect on Company's profit or loss before taxes as at March 31, 2023 and March 31, 2022:

Nature of transactions	Impact on profit before tax [Increase / (Decrease)]	
	March 31, 2023	March 31, 2022
USD sensitivity		
INR/USD- Increase by %1*	(67.18)	68.69
INR/USD- Decrease by %1*	67.18	(68.69)
EUR sensitivity		
INR/EUR- Increase by %1*	3.27	23.38
INR/EUR- Decrease by %1*	(3.27)	(23.38)
JPY sensitivity		
INR/JPY- Increase by %1*	(35.04)	(22.51)
INR/JPY- Decrease by %1*	35.04	22.51

**Notes to the Standalone financial statements**

as at and for the year ended March 31, 2023

(All amounts in INR Lakhs, unless otherwise stated)

Nature of transactions	Impact on profit before tax [Increase / (Decrease)]	
	March 31, 2023	March 31, 2022
GBP sensitivity		
INR/GBP- Increase by %1*	3.51	4.52
INR/GBP- Decrease by %1*	(3.51)	(4.52)

* Holding all other variable constant

(ii) Interest rate risk

The Company is exposed to interest rate risk on short-term and long-term floating rate instruments. The borrowings of the Company are principally denominated in Indian Rupees, Euro, Japanese Yen and US dollars with a mix of fixed and floating rates of interest. The Company has a policy of selectively using interest rate swaps and other derivative instruments to manage its exposure to interest rate movements. These exposures are reviewed by appropriate levels of management on a regular basis. The majority of the borrowings are at floating rates and its future cash flows will fluctuate because of changes in market interest rates.

(a) Interest Rate Risk Exposure

The exposure of the Company's borrowings to interest rate changes at the end of the reporting period are as follows:

	March 31, 2023	March 31, 2022
Variable rate financial liabilities	1,08,181.84	1,37,452.29

(b) Sensitivity

Profit or loss is sensitive to higher / lower interest expense from borrowings as a result of changes in interest rates.

Nature of transactions	Impact on profit before tax [Increase / (Decrease)]	
	March 31, 2023	March 31, 2022
Interest Rates - Increase by 50 basis points (50 bps) *	(540.91)	(687.26)
Interest Rates - Decrease by 50 basis points (50 bps) *	540.91	687.26

* Holding all other variable constant

(iii) Commodity Price Risk

Commodity price risk results from changes in market prices for raw materials, mainly steel in the form of rounds and billets which forms the largest portion of Company's cost of sales.

The principal raw materials for the Company products are alloy and carbon steel which are purchased by the Company from the approved list of suppliers. Most of the input materials are procured from domestic vendors. Further, a significant portion of the Company's volume is sold based on price adjustment mechanism which allows for recovery of the changed raw material cost from its customers.

42. Capital management

For the purposes of the Company's capital management, capital includes issued capital, free reserves and borrowed capital less reported cash and cash equivalents. The primary objective of the Company's capital management is to maintain an efficient capital structure to reduce the cost of capital, support the corporate strategy and to maximise shareholder's value. The Company's policy is to borrow primarily through banks to maintain sufficient liquidity. The Company also maintains certain undrawn committed credit facilities to provide additional liquidity. These borrowings, together with cash generated from operations are utilised for operations of the Company. The Company monitors capital on the basis of cost of capital.

Particulars	March 31, 2023	March 31, 2022
Borrowings (including interest accrued thereon)	1,24,680.34	1,58,181.44
Less: Cash and cash equivalents (Refer note 15a)	(4,094.05)	(3,102.48)
Less: Current Investments (Refer note 7b)	-	(5,500.00)
Net debt (A)	1,20,586.29	1,49,578.96
Equity Share Capital	3,197.79	3,197.79
Other equity	1,29,294.64	1,06,210.24
Total equity (B)	1,32,492.43	1,09,408.03

Notes to the Standalone financial statements

as at and for the year ended March 31, 2023

(All amounts in INR Lakhs, unless otherwise stated)

Particulars	March 31, 2023	March 31, 2022
Total capital (A+B))	2,53,078.72	2,58,986.99
Debt- Equity ratio (A / B)	0.91	1.37

No changes were made in the objectives policies or processes for managing capital during the year ended March 31, 2023 and year ended March 31, 2022.

43. Employee Benefits

a) Gratuity plan

Funded scheme

The Company has a defined benefit gratuity plan for its employees ("Gratuity Scheme"). The gratuity plan is governed by the Payment of Gratuity Act, 1972. Under the Act, every employee who has completed five years of service is entitled to specific benefit. The level of benefits provided depends on the employee's length of service and salary at retirement age. Every employee who has completed five years or more of service gets a gratuity on departure at 15 days salary (last drawn) for each completed year of service as per the provisions of the Payment of Gratuity Act, 1972. The scheme is funded with an insurance company.

As per Ind AS 19 "Employee Benefits", the disclosures of Employee Benefits as defined in the Standard are given below:

Statement of Profit and Loss :

Net employee benefits expense (recognised in Employee Cost)

i. Expenses Recognised in the Statement of Profit & Loss

Nature of transactions	Gratuity (Funded)	
	Year ended March 31, 2023	Year ended March 31, 2022
Current Service Cost	185.72	165.33
Benefit paid directly by the Company	-	69.49
Net Interest Cost / (Income) on the Net Defined Benefit Liability / (Asset)	9.00	6.88
Components of defined benefit cost recognised in Statement of Profit & Loss	194.72	241.70
Actuarial (gains) / losses arising from:		
Change in demographic assumptions	-	-
Change in financial assumptions	12.12	(60.64)
Experience variance (i.e. Actual experience vs assumptions)	120.58	(19.27)
Return on plan assets, excluding amount recognised in net interest expense	42.82	35.19
Components of defined benefit costs recognised in other comprehensive income	175.52	(44.72)
Total Expense	370.24	196.98

ii. Bifurcation of Net Liability

Nature of transactions	Gratuity (Funded)	
	As at March 31, 2023	As at March 31, 2022
Present value of Defined Benefits Obligation	2,034.04	1,662.57
Fair value of plant assets	1,743.61	1,539.15
Net liability	290.43	123.42
Current liability	290.43	123.42
Non-Current liability	-	-
Net liability	290.43	123.42

**Notes to the Standalone financial statements**

as at and for the year ended March 31, 2023

(All amounts in INR Lakhs, unless otherwise stated)

iii. Changes in the present value of obligation:

Nature of transactions	Gratuity (Funded)	
	As at March 31, 2023	As at March 31, 2022
Present value of obligation as at the beginning	1,662.57	1,480.87
Current service cost	185.72	165.33
Interest expense or cost	121.28	96.28
Re-measurement (gain) / loss arising from:		
Change in demographic assumptions	-	-
Change in financial assumptions	12.12	(60.64)
Experience variance (i.e. Actual experience vs assumptions)	120.58	(19.27)
Benefits paid	(68.23)	-
Present value of obligation as at the end of the year	2,034.04	1,662.57

iv. Changes in the Fair Value of Plan Assets during the year:

Nature of transactions	Gratuity (Funded)	
	As at March 31, 2023	As at March 31, 2022
Fair Value of Plan Assets as at the beginning	1,539.15	1,375.52
Investment Income	112.28	93.47
Employer's Contribution	135.00	105.35
Return on plan assets, excluding amount recognised in net interest expense	(42.82)	(35.19)
Fair Value of Plan Assets as at the end of the year	1,743.61	1,539.15

v. Major Categories of Plan Assets as a percentage of total plan assets

Nature of transactions	Gratuity (Funded)	
	As at March 31, 2023	As at March 31, 2022
Funds managed by Insurer	100%	100%

vi. Actuarial Assumptions

Nature of transactions	Gratuity (Funded)	
	As at March 31, 2023	As at March 31, 2022
Discount rate (per annum)	7.40%	7.30%
Salary growth rate (per annum)	6% for the first two years, 5% for the next three years and 4% thereafter	6% for the first two years, 5% for the next three years and 4% thereafter
Mortality Rate (as % of IALM 14-2012)	100%	100%
Normal retirement date	60 years	60 years
Withdrawal rate (per annum)	2%	2%

vii. Sensitivity Analysis

Nature of transactions	Gratuity (Funded) (Present Value Of Obligation)			
	As at March 31, 2023		As at March 31, 2022	
Assumption	Increase	Decrease	Increase	Decrease
Discount Rate (- / + 1%)	1,851.37	2,247.46	1,506.19	1,846.04
Salary Growth Rate (- / + 1%)	2,251.47	1,845.21	1,849.34	1,501.03
Attrition Rate (- / + 50% of attrition rates)	2,090.52	1,970.14	1,710.85	1,607.79
Mortality Rate (- / + 10% of mortality rates)	2,036.24	2,031.84	1,664.41	1,660.71

viii. During the year 2023-24, the Company expects to contribute ₹ 486.64 lakhs (March 31, 2023: ₹ 293.83 lakhs) to gratuity scheme.

Notes to the Standalone financial statements

as at and for the year ended March 31, 2023

(All amounts in INR Lakhs, unless otherwise stated)

ix. Maturity Profile of Defined Benefit Obligation (Undiscounted):

Nature of transactions	Gratuity (Funded)	
	As at March 31, 2023	As at March 31, 2022
1 year	168.33	127.95
2 to 5 years	617.32	472.20
6 to 10 years	908.95	724.48
More than 10 years	3303.62	2868.11

Description of Risk Exposures

Valuations are performed on certain basic set of pre-determined assumptions and other regulatory framework which may vary over time. Thus, the Company is exposed to various risks in providing the above gratuity benefit which are as follows:

Interest Rate risk: The plan exposes the Company to the risk of fall in interest rates. A fall in interest rates will result in an increase in the ultimate cost of providing the above benefit and will thus result in an increase in the value of the liability (as shown in financial statements).

Liquidity Risk: This is the risk that the Company is not able to meet the short-term gratuity payouts. This may arise due to non availability of enough cash / cash equivalent to meet the liabilities or holding of illiquid assets not being sold in time.

Salary Escalation Risk: The present value of the defined benefit plan is calculated with the assumption of salary increase rate of plan participants in future. Deviation in the rate of increase of salary in future for plan participants from the rate of increase in salary used to determine the present value of obligation will have a bearing on the plan's liability.

Demographic Risk: The Company has used certain mortality and attrition assumptions in valuation of the liability. The Company is exposed to the risk of actual experience turning out to be worse compared to the assumption.

Regulatory Risk: Gratuity benefit is paid in accordance with the requirements of the Payment of Gratuity Act, 1972 (as amended from time to time). There is a risk of change in regulations requiring higher gratuity payouts (e.g. Increase in the maximum limit on gratuity of ₹ 20.00 lakhs).

Asset Liability Mismatching or Market Risk: The duration of the liability is longer compared to duration of assets, exposing the Company to market risk for volatilities/fall in interest rate.

Investment Risk: The probability or likelihood of occurrence of losses relative to the expected return on any particular investment.

The breakup of the plan assets into various categories as at March 31, 2023 and March 31, 2022 is as follows:

Particulars	As at March 31, 2023	As at March 31, 2022
HDFC GROUP Unit Linked Plan - Option A (Stable Managed Fund)	100%	100%

The asset allocation for plan assets is determined based on the investment criteria prescribed under the relevant regulations.

b) Provident Fund:

Contribution towards provident fund are recomputed as expenses in the statement of profit and loss. The Company has a defined contribution plan. Under the defined contribution plan, provident fund is contributed to the Government administered provident fund. The Company has no further contractual nor any constructive obligation, other than the contribution payable to the provident fund. The expense recognised during the period towards defined contribution plan is ₹ 717.53 Lakhs (March 31, 2022: ₹ 589.24 Lakhs)

44. Details of the Loan given, Investment made and Guarantee given covered under section 186(4) of the Companies Act, 2013

Details of loan given, Investment made and Guarantee given are provided under the respective heads.

Name of the Company	Purpose	Nature	As at March 31, 2023	As at March 31, 2022
Globe All India Services Ltd. (Formerly known as Globe Forex & Travel Ltd.)	Business purpose	Corporate Guarantee	6,700.00	2,235.00
Ramkrishna Aeronautics Pvt. Ltd.	Business purpose	Bank Guarantee	5,000.00	5,000.00
Ramkrishna Forgings, LLC, USA	Business purpose	Corporate Guarantee	1,643.40	-

**Notes to the Standalone financial statements**

as at and for the year ended March 31, 2023

(All amounts in INR Lakhs, unless otherwise stated)

45. Dividend on equity shares

Particulars	As at March 31, 2023	As at March 31, 2022
Interim Dividend on equity shares declared and paid :		
During the financial year ended March 31, 2023, ₹ 1.50 per share on face value of ₹ 2/- each (March 31, 2022, ₹ 1.50 per shares on face value of ₹ 10/- each)	2,398.34	479.67
Final Dividend on equity shares :		
Final Dividend on equity shares declared in March 31, 2022 and paid in March 31, 2023 of ₹ 0.20 per share on face value of ₹ 2/- each.	319.78	-

Proposed interim dividend of ₹ 0.50 per share on face value of ₹ 2/- each (amounting to ₹ 799.45 lakhs) has been declared in March 31, 2023 and will be paid subsequently.

46. Ratio Analysis and its elements

Sl. No.	Ratio	Numerator	Denominator	As at March 31, 2023	As at March 31, 2022	% change	Remarks
i	Current Ratio (in times)	Current Assets	Current Liabilities	1.27	1.29	-1.14%	
ii	Debt Equity Ratio (in times)	Borrowings	Shareholder's Equity	0.91	1.37	-33.43%	The change is due to reduction of the debt of the company and performance improvement during the FY 2022-2023.
iii	Debt Service Coverage Ratio (in times)	Earning available for Debt Service	Debt Service	1.91	2.03	-5.91%	
iv	Return on Equity (in %)	Profit for the year	Average Shareholder's Equity	19.48%	20.82%	-1.34%	
v	Inventory Turnover ratio	Cost of Goods Sold	Average Inventory	2.45	2.49	-1.72%	
vi	Trade Receivables turnover ratio (in times)	Credit Sales	Average Trade Receivables	3.68	3.14	17.20%	
vii	Trade Payables turnover ratio (in times)	Credit Purchases	Average Trade Payables	3.33	3.66	-9.02%	
viii	Net Capital turnover Ratio (in times)	Revenue from Operations	Working Capital	8.06	5.86	37.55%	The change is due to decrease in the working capital and increase in Sales of the company during the FY 2022-2023.
ix	Net Profit Ratio (in %)	Profit for the Year	Revenue from Operations	7.85%	9.04%	-1.19%	
x	Return on Capital employed (in %)	Profit before interest and tax	Capital Employed	17.54%	13.07%	4.47%	
xi	Return on Investment (in %)	Income from Investments	Time weighted Investments	3.10%	-	3.10%	

47. Events after the reporting period

Refer note 45 for details related to proposed interim dividend declared for the year ended March 31, 2023.

Notes to the Standalone financial statements

as at and for the year ended March 31, 2023

(All amounts in INR Lakhs, unless otherwise stated)

48.

The Company has investment in Globe All India Services Limited (formerly known as Globe Forex & Travel Limited; "Subsidiary Company") amounting to ₹ 1,909.82 lakhs as at March 31, 2023 (March 31, 2022: ₹ 1,909.82 lakhs). The Subsidiary Company has net worth of ₹ 1,063.06 lakhs as at March 31, 2023 (March 31, 2022: ₹ 637.76 lakhs). On the basis of future projections, the Company is confident of subsidiary company's ability to generate profits and sufficient cash flows to fulfill all its obligations and accordingly believes that no impairment is required in respect of such investments.

49. Other Statutory Information

- (i) The Company does not have any Benami property, where any proceeding has been initiated or pending against the Company for holding any Benami property.
- (ii) The Company does not have any transactions with companies struck off.
- (iii) The Company does not have any charges or satisfaction which is yet to be registered with ROC beyond the statutory period.
- (iv) The Company has not traded or invested in Crypto currency or Virtual Currency during the financial year.
- (v) The Company has not advanced or loaned or invested funds to any other person(s) or entity(ies), including foreign entities (Intermediaries) with the understanding that the Intermediary shall:
 - (a) directly or indirectly lend or invest in other persons or entities identified in any manner whatsoever by or on behalf of the company (Ultimate Beneficiaries) or
 - (b) provide any guarantee, security or the like to or on behalf of the Ultimate Beneficiaries
- (vi) The Company has not received any fund from any person(s) or entity(ies), including foreign entities (Funding Party) with the understanding (whether recorded in writing or otherwise) that the Company shall:
 - (a) directly or indirectly lend or invest in other persons or entities identified in any manner whatsoever by or on behalf of the Funding Party (Ultimate Beneficiaries) or
 - (b) provide any guarantee, security or the like on behalf of the Ultimate Beneficiaries,
- (vii) The Company has not any such transaction which is not recorded in the books of accounts that has been surrendered or disclosed as income during the year in the tax assessments under the Income Tax Act, 1961 (such as, search or survey or any other relevant provisions of the Income Tax Act, 1961

50. The figures for the corresponding previous year have been the regrouped/reclassified wherever necessary to confirm to current year presentation.

Significant Accounting Policies 2

The accompanying notes form an integral part of these standalone financial statements

As per our report of the even date

For and on behalf of the Board of Directors of **Ramkrishna Forgings Limited**

For **S.R.Batliboi & Co. LLP**

ICAI Firm Registration No. 301003E/E300005
Chartered Accountants

Sd/-
Per **Sanjay Kumar Agarwal**
Partner
Membership No. 060352

Place: Kolkata
Dated: April 28, 2023

For **S K Naredi & Co.**

ICAI Firm Registration No. 003333C
Chartered Accountants

Sd/-
Per **Abhijit Bose**
Partner
Membership No. 056109

Sd/-
(Naresh Jalan)
Managing Director
DIN: 00375462

Sd/-
(Pawan Kumar Kedia)
Wholetime Director
DIN: 00375557

Sd/-
(Rajesh Mundhra)
Company Secretary
ACS: 12991

Sd/-
(Chaitanya Jalan)
Wholetime Director
DIN: 07540301

Sd/-
(Lalit Kumar Khetan)
Wholetime Director & CFO
DIN: 00533671 & FCA: 056935



Independent Auditor's Report

To the Members of Ramkrishna Forgings Limited

Report on the Audit of the Consolidated Financial Statements

Opinion

We have audited the accompanying consolidated financial statements of Ramkrishna Forgings Limited (hereinafter referred to as "the Holding Company"), its subsidiaries (the Holding Company and its subsidiaries together referred to as "the Group") comprising of the consolidated Balance Sheet as at March 31, 2023, the consolidated Statement of Profit and Loss, including other comprehensive income, the consolidated Cash Flow Statement and the consolidated Statement of Changes in Equity for the year then ended, and notes to the consolidated financial statements, including a summary of significant accounting policies and other explanatory information (hereinafter referred to as "the consolidated financial statements").

In our opinion and to the best of our information and according to the explanations given to us and based on the consideration of reports of other auditors on separate financial statements and on the other financial information of the subsidiaries, the aforesaid consolidated financial statements give the information required by the Companies Act, 2013, as amended ("the Act") in the manner so required and give a true and fair view in conformity with the accounting principles generally accepted in India, of the consolidated state of affairs of the Group as at March 31, 2023, their consolidated profit including other comprehensive income, their consolidated cash flows and the consolidated statement of changes in equity for the year ended on that date.

Basis for Opinion

We conducted our audit of the consolidated financial statements in accordance with the Standards on Auditing (SAs), as specified under section 143(10) of the Act. Our responsibilities under those Standards are further described in the 'Auditor's Responsibilities for the Audit of the Consolidated Financial Statements' section of our report. We are independent of the Group in accordance with the 'Code of Ethics' issued by the Institute of Chartered Accountants of India together with the ethical requirements that are relevant to our audit of the financial statements under the provisions of the Act and the Rules thereunder, and we have fulfilled our other ethical responsibilities in accordance with these requirements and the Code of Ethics. We believe that the audit evidence we have obtained is sufficient and appropriate to provide a basis for our audit opinion on the consolidated financial statements.

Key Audit Matters

Key audit matters are those matters that, in our professional judgment, were of most significance in our audit of the consolidated financial statements for the financial year ended March 31, 2023. These matters were addressed in the context of our audit of the consolidated financial statements as a whole, and in forming our opinion thereon, and we do not provide a separate opinion on these matters. For each matter below, our description of how our audit addressed the matter is provided in that context.

We have determined the matters described below to be the key audit matters to be communicated in our report. We have fulfilled the responsibilities described in the Auditor's responsibilities for the audit of the consolidated financial statements section of our report, including in relation to these matters. Accordingly, our audit included the performance of procedures designed to respond to our assessment of the risks of material misstatement of the consolidated financial statements. The results of audit procedures performed by us and by other auditors of components not audited by us, as reported by them in their audit reports furnished to us by the management, including those procedures performed to address the matters below, provide the basis for our audit opinion on the accompanying consolidated financial statements.

Independent Auditor's Report

Key audit matters	How our audit addressed the key audit matter
<p>(a) Revenue recognition (as described in Note 2.3(d) and 24 of the standalone financial statements)</p> <p>Revenue is recognised when control of the goods are transferred to the customer at an amount that reflects the consideration to which the Holding Company expects to be entitled in exchange for those goods. During the year ended March 31, 2023, the Holding Company has recognised domestic and export revenue aggregating ₹ 3,00,099.86 lakhs in its standalone financial statements. Terms of sales arrangements, including the timing of transfer of control, delivery specifications including incoterms in case of exports, timing of recognition of sales require significant judgment in determining revenues. The risk is, therefore, that revenue may not get recognised in the correct period. Therefore, there is a significant risk associated with timing of revenue recognition in accordance with terms of Ind AS 115 'Revenue from contracts with customers'. Accordingly, it has been determined to be a key audit matter in our audit of the consolidated financial statements.</p>	<p>Our audit procedures included the following:</p> <ul style="list-style-type: none"> • Evaluated Holding Company's revenue recognition policy and its compliance in terms of Ind AS 115 'Revenue from contracts with customers'. • Assessed the design and tested the operating effectiveness of internal controls related to revenue recognition. • Evaluated the general information and technology control environment and tested the operating effectiveness of key IT application controls over recognition of revenue. • Tested samples of individual sales transaction and traced to sales invoices, sales orders, (received from customers) and other related documents. Further, in respect of the samples tested, reviewed recognition of revenue when the conditions for revenue recognitions are satisfied. • Selected sample of sales transactions made pre- and post-year end, traced the period of revenue recognition to underlying documents. • Performed procedures to identify any unusual trends of revenue recognition. <p>Assessed the relevant disclosures made within the consolidated financial statement</p>

We have determined that there are no other key audit matters to communicate in our report.

Other Information

The Holding Company's Board of Directors is responsible for the other information. The other information comprises the information included in the Management Discussion and Analysis, Board's Report including Annexures to Board's Report, Business Responsibility and Sustainability Report and Corporate Governance Report, but does not include the consolidated financial statements and our auditor's report thereon.

Our opinion on the consolidated financial statements does not cover the other information and we do not express any form of assurance conclusion thereon.

In connection with our audit of the consolidated financial statements, our responsibility is to read the other information and, in doing so, consider whether such other information is materially inconsistent with the consolidated financial statements or our knowledge obtained in the audit or otherwise appears to be materially misstated. If, based on the work we have performed, we conclude that there is a material misstatement of this other information, we are required to report that fact. We have nothing to report in this regard.

Responsibilities of Management for the Consolidated Financial Statements

The Holding Company's Board of Directors is responsible for the preparation and presentation of these consolidated financial statements in terms of the requirements of the Act that give a true and fair view of the consolidated financial position, consolidated financial performance including other comprehensive income, consolidated cash flows and consolidated statement of changes in equity of the Group in accordance with the accounting principles generally accepted in India, including the Indian Accounting Standards (Ind AS) specified under section 133 of the Act read with the Companies (Indian Accounting Standards) Rules, 2015, as amended. The respective Board of Directors of the companies included in the Group are responsible for maintenance of adequate accounting records in accordance with the provisions of the Act for safeguarding of the assets of their respective companies and for preventing and detecting frauds and other irregularities; selection and application of appropriate accounting policies; making judgments and estimates that are reasonable and prudent; and the design, implementation and maintenance of adequate internal financial controls, that were operating effectively for ensuring the accuracy and completeness of the accounting records, relevant to the preparation and presentation of the consolidated financial statements that give a true and fair view and are free from material misstatement, whether due to fraud or error, which have been used for the purpose of preparation of the consolidated financial statements by the Directors of the Holding Company, as aforesaid.

In preparing the consolidated financial statements, the respective Board of Directors of the companies included in the Group are responsible for assessing the ability of their respective companies to continue as a going concern, disclosing, as applicable, matters related to going concern and using the going concern basis of accounting unless management either intends to liquidate the Group or to cease operations, or has no realistic alternative but to do so.

Those respective Board of Directors of the companies included in the Group are also responsible for overseeing the financial reporting process of their respective companies.



Independent Auditor's Report

Auditor's Responsibilities for the Audit of the Consolidated Financial Statements

Our objectives are to obtain reasonable assurance about whether the consolidated financial statements as a whole are free from material misstatement, whether due to fraud or error, and to issue an auditor's report that includes our opinion. Reasonable assurance is a high level of assurance, but is not a guarantee that an audit conducted in accordance with SAs will always detect a material misstatement when it exists. Misstatements can arise from fraud or error and are considered material if, individually or in the aggregate, they could reasonably be expected to influence the economic decisions of users taken on the basis of these consolidated financial statements.

As part of an audit in accordance with SAs, we exercise professional judgment and maintain professional skepticism throughout the audit. We also:

- Identify and assess the risks of material misstatement of the consolidated financial statements, whether due to fraud or error, design and perform audit procedures responsive to those risks, and obtain audit evidence that is sufficient and appropriate to provide a basis for our opinion. The risk of not detecting a material misstatement resulting from fraud is higher than for one resulting from error, as fraud may involve collusion, forgery, intentional omissions, misrepresentations, or the override of internal control.
- Obtain an understanding of internal control relevant to the audit in order to design audit procedures that are appropriate in the circumstances. Under section 143(3)(i) of the Act, we are also responsible for expressing our opinion on whether the Holding Company has adequate internal financial controls with reference to financial statements in place and the operating effectiveness of such controls.
- Evaluate the appropriateness of accounting policies used and the reasonableness of accounting estimates and related disclosures made by management.
- Conclude on the appropriateness of management's use of the going concern basis of accounting and, based on the audit evidence obtained, whether a material uncertainty exists related to events or conditions that may cast significant doubt on the ability of the Group to continue as a going concern. If we conclude that a material uncertainty exists, we are required to draw attention in our auditor's report to the related disclosures in the consolidated financial statements or, if such disclosures are inadequate, to modify our opinion. Our conclusions are based on the audit evidence obtained up to the date of our auditor's report. However, future events or conditions may cause the Group to cease to continue as a going concern.
- Evaluate the overall presentation, structure and content of the consolidated financial statements, including the disclosures, and whether the consolidated financial statements represent the underlying transactions and events in a manner that achieves fair presentation.

Obtain sufficient appropriate audit evidence regarding the financial information of the entities or business activities within the Group of which we are the independent auditors, to express an opinion on the consolidated financial statements. We are responsible for the direction, supervision and performance of the audit of the financial statements of such entities included in the consolidated financial statements of which we are the independent auditors. For the other entities included in the consolidated financial statements, which have been audited by other auditors, such other auditors remain responsible for the direction, supervision and performance of the audits carried out by them. We remain solely responsible for our audit opinion.

We communicate with those charged with governance of the Holding Company and such other entities included in the consolidated financial statements of which we are the independent auditors regarding, among other matters, the planned scope and timing of the audit and significant audit findings, including any significant deficiencies in internal control that we identify during our audit.

We also provide those charged with governance with a statement that we have complied with relevant ethical requirements regarding independence, and to communicate with them all relationships and other matters that may reasonably be thought to bear on our independence, and where applicable, related safeguards.

From the matters communicated with those charged with governance, we determine those matters that were of most significance in the audit of the consolidated financial statements for the financial year ended March 31, 2023 and are therefore the key audit matters. We describe these matters in our auditor's report unless law or regulation precludes public disclosure about the matter or when, in extremely rare circumstances, we determine that a matter should not be communicated in our report because the adverse consequences of doing so would reasonably be expected to outweigh the public interest benefits of such communication.

Other Matter

- (a) We did not audit the financial statements and other financial information, in respect of three (3) subsidiaries whose financial statements include total assets of ₹ 17,962.83 Lakhs as at March 31, 2023, and total revenues of ₹ 34,823.33 Lakhs and net cash outflows of ₹ 153.36 Lakhs for the year ended on that date. These financial statement and other financial information have been audited by other auditors, which financial statements, other financial information and auditor's reports have been furnished to us by the management. Our opinion on the consolidated financial statements, in so far as it relates to the amounts and disclosures

Independent Auditor's Report

included in respect of these subsidiaries, and our report in terms of sub-sections (3) of Section 143 of the Act, in so far as it relates to the aforesaid subsidiaries, is based solely on the report(s) of such other auditors.

- (b) The accompanying consolidated financial statements include unaudited financial statements and other unaudited financial information in respect of one (1) subsidiary, whose financial statements and other financial information reflect total assets of ₹ 1 Lakhs as at March 31, 2023, and total revenues of ₹ Nil and net cash inflows of ₹ 1 Lakhs for the year ended on that date. These unaudited financial statements and other unaudited financial information have been furnished to us by the management. Our opinion, in so far as it relates amounts and disclosures included in respect of this subsidiary, and our report in terms of sub-sections (3) of Section 143 of the Act in so far as it relates to the aforesaid subsidiary, is based solely on such unaudited financial statements and other unaudited financial information. In our opinion and according to the information and explanations given to us by the Management, these financial statements and other financial information are not material to the Group.

Our opinion above on the consolidated financial statements, and our report on Other Legal and Regulatory Requirements below, is not modified in respect of the above matters with respect to our reliance on the work done and the reports of the other auditors and the financial statements and other financial information certified by the Management.

Report on Other Legal and Regulatory Requirements

1. As required by the Companies (Auditor's Report) Order, 2020 ("the Order"), issued by the Central Government of India in terms of sub-section (11) of section 143 of the Act, based on our audit and on the consideration of report of the other auditors on separate financial statements and the other financial information of the subsidiary companies, incorporated in India, as noted in the 'Other Matter' paragraph we give in the "Annexure 1" a statement on the matters specified in paragraph 3(xxi) of the Order.
2. As required by Section 143(3) of the Act, based on our audit and on the consideration of report of the other auditors on separate financial statements and the other financial information of subsidiaries, as noted in the 'other matter' paragraph we report, to the extent applicable, that:
 - (a) We/the other auditors whose report we have relied upon have sought and obtained all the information and explanations which to the best of our knowledge and belief were necessary for the purposes of our audit of the aforesaid consolidated financial statements;
 - (b) In our opinion, proper books of account as required by law relating to preparation of the aforesaid consolidation of the financial statements have been kept so far as it appears from our examination of those books and reports of the other auditors;
 - (c) The Consolidated Balance Sheet, the Consolidated Statement of Profit and Loss including the Statement of Other Comprehensive Income, the Consolidated Cash Flow Statement and Consolidated Statement of Changes in Equity dealt with by this Report are in agreement with the books of account maintained for the purpose of preparation of the consolidated financial statements;
 - (d) In our opinion, the aforesaid consolidated financial statements comply with the Accounting Standards specified under Section 133 of the Act, read with Companies (Indian Accounting Standards) Rules, 2015, as amended;
 - (e) On the basis of the written representations received from the directors of the Holding Company as on March 31, 2023 taken on record by the Board of Directors of the Holding Company and the reports of the statutory auditors who are appointed under Section 139 of the Act, of its subsidiary companies, none of the directors of the Group's companies, incorporated in India, is disqualified as on March 31, 2023 from being appointed as a director in terms of Section 164 (2) of the Act;
 - (f) With respect to the adequacy of the internal financial controls with reference to consolidated financial statements of the Holding Company and its subsidiary companies, incorporated in India, and the operating effectiveness of such controls, refer to our separate Report in "Annexure 2" to this report;
 - (g) In our opinion and based on the consideration of reports of other statutory auditors of the subsidiaries, the managerial remuneration for the year ended March 31, 2023 has been paid / provided by the Holding Company, its subsidiaries, incorporated in India to their directors in accordance with the provisions of section 197 read with Schedule V to the Act;
 - (h) With respect to the other matters to be included in the Auditor's Report in accordance with Rule 11 of the Companies (Audit and Auditors) Rules, 2014, as amended, in our opinion and to the best of our information and according to the explanations given to us and based on the consideration of the report of the other auditors on separate financial statements as also the other financial information of the subsidiaries, as noted in the 'Other matter' paragraph:
 - i. The consolidated financial statements disclose the impact of pending litigations on its consolidated financial position of the Group in its consolidated financial statements – Refer Note 35A to the consolidated financial statements;
 - ii. The Group did not have any material foreseeable losses in long-term contracts including derivative contracts during the year ended March 31, 2023;



Independent Auditor's Report

- iii. There has been no delay in transferring amounts, required to be transferred, to the Investor Education and Protection Fund by the Holding Company, its subsidiaries, incorporated in India during the year ended March 31, 2023.
- iv. a) The respective managements of the Holding Company and its subsidiaries, which are companies incorporated in India whose financial statements have been audited under the Act have represented to us and the other auditors of such subsidiaries respectively that, to the best of its knowledge and belief, other than as disclosed in the note 48(v) to the consolidated financial statements, no funds have been advanced or loaned or invested (either from borrowed funds or share premium or any other sources or kind of funds) by the Holding Company or any of such subsidiaries to or in any other person(s) or entity(ies), including foreign entities ("Intermediaries"), with the understanding, whether recorded in writing or otherwise, that the Intermediary shall, whether, directly or indirectly lend or invest in other persons or entities identified in any manner whatsoever by or on behalf of the respective Holding Company or any of such subsidiaries ("Ultimate Beneficiaries") or provide any guarantee, security or the like on behalf of the Ultimate Beneficiaries;
- b) The respective managements of the Holding Company and its subsidiaries, which are companies incorporated in India whose financial statements have been audited under the Act have represented to us and the other auditors of such subsidiaries respectively that, to the best of its knowledge and belief, other than as disclosed in the note 48(vi) to the consolidated financial statements, no funds have been received by the respective Holding Company or any of such subsidiaries, from any person(s) or entity(ies), including foreign entities ("Funding Parties"), with the understanding, whether recorded in writing or otherwise, that the Holding Company or any of such subsidiaries shall, whether, directly or indirectly, lend or invest in other persons or entities identified in any manner whatsoever by or on behalf of the Funding Party ("Ultimate Beneficiaries") or provide any guarantee, security or the like on behalf of the Ultimate Beneficiaries; and
- c) Based on the audit procedures that have been considered reasonable and appropriate in the circumstances performed by us and that performed by the auditors of the subsidiaries, which are companies incorporated in India whose financial statements have been audited under the Act, nothing has come to our or other auditor's notice that has caused us or the other auditors to believe that the representations under sub-clause (a) and (b) contain any material mis-statement.
- v) The final dividend paid by the Holding Company, its subsidiaries, companies incorporated in India during the year in respect of the same declared for the previous year is in accordance with section 123 of the Act to the extent it applies to payment of dividend.
- The interim dividend declared and paid during the year by the Holding Company, its subsidiaries companies incorporated in India and until the date of the respective audit reports of such Holding Company, subsidiaries is in accordance with section 123 of the Act.
- As stated in note 43 to the consolidated financial statements, the Board of Directors of the Holding Company have proposed interim dividend for the year. The dividend declared is in accordance with section 123 of the Act to the extent it applies to declaration of dividend.
- vi) As proviso to Rule 3(1) of the Companies (Accounts) Rules, 2014 is applicable only w.e.f. April 1, 2023 for the Holding Company, its subsidiaries, companies incorporated in India, hence reporting under this clause is not applicable.

For S.R. BATLIBOI & CO. LLP

Chartered Accountants
ICAI Firm registration number: 301003E/E300005
Sd/-
per **Sanjay Kumar Agarwal**
Partner
Membership No.: 060352
UDIN: 23060352BGWRFC6913
Place: Kolkata
Date: April 28, 2023

For M/S. S.K. NAREDI & CO.

Chartered Accountants
ICAI Firm registration number: 003333C
Sd/-
per **Abhijit Bose**
Partner
Membership No.: 056109
UDIN: 23056109BGWHJEF4448
Place: Kolkata
Date: April 28, 2023

Independent Auditor's Report

"Annexure 1" referred to in paragraph 1 under the heading "Report on Other Legal and Regulatory Requirements" of our report of even date

Re : Ramkrishna Forgings Limited ("the Company")

In terms of the information and explanations sought by us and given by the company and the books of account and records examined by us in the normal course of audit and to the best of our knowledge and belief, we state that:

(xxi) Qualifications or adverse remarks by the respective auditors in the Companies (Auditors Report) Order (CARO) reports of the companies included in the consolidated financial statements are:

S. No	Name	CIN	Holding company/ subsidiary	Clause number of the CARO report which is qualified or is adverse
1	Ramkrishna Forgings Limited	L74210WB1981PLC034281	Holding company	Clause i(c), Clause ii(b), Clause vii(a)

For S.R. BATLIBOI & CO. LLP

Chartered Accountants

ICAI Firm registration number: 301003E/E300005

Sd/-

per **Sanjay Kumar Agarwal**

Partner

Membership No.: 060352

UDIN: 23060352BGWRFC6913

Place: Kolkata

Date: April 28, 2023

For M/S. S.K. NAREDI & CO.

Chartered Accountants

ICAI Firm registration number: 003333C

Sd/-

per **Abhijit Bose**

Partner

Membership No.: 056109

UDIN: 23056109BGWHJEF4448

Place: Kolkata

Date: April 28, 2023



Independent Auditor's Report

ANNEXURE 2 TO THE INDEPENDENT AUDITOR'S REPORT OF EVEN DATE ON THE STANDALONE FINANCIAL STATEMENTS OF RAMKRISHNA FORGINGS LIMITED

Report on the Internal Financial Controls under Clause (i) of Sub-section 3 of Section 143 of the Companies Act, 2013 ("the Act")

In conjunction with our audit of the consolidated financial statements of Ramkrishna Forgings Limited (hereinafter referred to as the "Holding Company") as of and for the year ended March 31, 2023, we have audited the internal financial controls with reference to consolidated financial statements of the Holding Company and its subsidiaries (the Holding Company and its subsidiaries together referred to as "the Group"), which are companies incorporated in India, as of that date.

Management's Responsibility for Internal Financial Controls

The respective Board of Directors of the companies included in the Group, which are companies incorporated in India, are responsible for establishing and maintaining internal financial controls based on the internal control over financial reporting criteria established by the Holding Company considering the essential components of internal control stated in the Guidance Note on Audit of Internal Financial Controls Over Financial Reporting issued by the Institute of Chartered Accountants of India (ICAI). These responsibilities include the design, implementation and maintenance of adequate internal financial controls that were operating effectively for ensuring the orderly and efficient conduct of its business, including adherence to the respective company's policies, the safeguarding of its assets, the prevention and detection of frauds and errors, the accuracy and completeness of the accounting records, and the timely preparation of reliable financial information, as required under the Companies Act, 2013.

Auditor's Responsibility

Our responsibility is to express an opinion on the Holding Company's internal financial controls with reference to consolidated financial statements based on our audit. We conducted our audit in accordance with the Guidance Note on Audit of Internal Financial Controls Over Financial Reporting (the "Guidance Note") and the Standards on Auditing, specified under section 143(10) of the Act, to the extent applicable to an audit of internal financial controls, both, issued by ICAI. Those Standards and the Guidance Note require that we comply with ethical requirements and plan and perform the audit to obtain reasonable assurance about whether adequate internal financial controls with reference to consolidated financial statements was established and maintained and if such controls operated effectively in all material respects.

Our audit involves performing procedures to obtain audit evidence about the adequacy of the internal financial controls with reference to consolidated financial statements and their operating effectiveness. Our audit of internal financial controls with reference to consolidated financial statements included obtaining an understanding of internal financial controls with reference to consolidated financial statements, assessing the risk that a material weakness exists, and testing and evaluating the design and operating effectiveness of internal control based on the assessed risk. The procedures selected depend on the auditor's judgement, including the assessment of the risks of material misstatement of the financial statements, whether due to fraud or error.

We believe that the audit evidence we have obtained and the audit evidence obtained by the other auditors in terms of their reports referred to in the Other Matters paragraph below, is sufficient and appropriate to provide a basis for our audit opinion on the internal financial controls with reference to consolidated financial statements.

Meaning of Internal Financial Controls With Reference to Consolidated Financial Statements

A company's internal financial control with reference to consolidated financial statements is a process designed to provide reasonable assurance regarding the reliability of financial reporting and the preparation of financial statements for external purposes in accordance with generally accepted accounting principles. A company's internal financial control with reference to consolidated financial statements includes those policies and procedures that (1) pertain to the maintenance of records that, in reasonable detail, accurately and fairly reflect the transactions and dispositions of the assets of the company; (2) provide reasonable assurance that transactions are recorded as necessary to permit preparation of financial statements in accordance with generally accepted accounting principles, and that receipts and expenditures of the company are being made only in accordance with authorisations of management and directors of the company; and (3) provide reasonable assurance regarding prevention or timely detection of unauthorised acquisition, use, or disposition of the company's assets that could have a material effect on the financial statements.

Independent Auditor's Report

Inherent Limitations of Internal Financial Controls With Reference to Consolidated Financial Statements

Because of the inherent limitations of internal financial controls with reference to consolidated financial statements, including the possibility of collusion or improper management override of controls, material misstatements due to error or fraud may occur and not be detected. Also, projections of any evaluation of the internal financial controls with reference to consolidated financial statements to future periods are subject to the risk that the internal financial controls with reference to consolidated financial statements may become inadequate because of changes in conditions, or that the degree of compliance with the policies or procedures may deteriorate.

Opinion

In our opinion, the Group, which are companies incorporated in India, have, maintained in all material respects, adequate internal financial controls with reference to consolidated financial statements and such internal financial controls with reference to consolidated financial statements were operating effectively as at March 31, 2023, based on the internal control over financial reporting criteria established by the Holding Company considering the essential components of internal control stated in the Guidance Note issued by the ICAI.

Other Matters

Our report under Section 143(3)(i) of the Act on the adequacy and operating effectiveness of the internal financial controls with reference to consolidated financial statements of the Holding Company, in so far as it relates to these two (2) subsidiaries, which are companies incorporated in India, is based on the corresponding reports of the auditors of such subsidiaries incorporated in India.

For S.R. BATLIBOI & CO. LLP

Chartered Accountants
ICAI Firm registration number: 301003E/E300005
Sd/-
per **Sanjay Kumar Agarwal**
Partner
Membership No.: 060352
UDIN: 23060352BGWRFC6913
Place: Kolkata
Date: April 28, 2023

For M/S. S.K. NAREDI & CO.

Chartered Accountants
ICAI Firm registration number: 003333C
Sd/-
per **Abhijit Bose**
Partner
Membership No.: 056109
UDIN: 23056109BGWHJEF4448
Place: Kolkata
Date: April 28, 2023



Consolidated Balance Sheet

as at March 31, 2023

(All amounts in INR Lakhs, unless otherwise stated)

	Note No.	As at March 31, 2023	As at March 31, 2022
ASSETS			
Non-current assets			
(a) Property, plant and equipment	4	1,65,705.22	1,43,630.11
(b) Capital work-in-progress	4(a)	9,067.04	12,946.82
(c) Goodwill		503.19	503.19
(d) Intangible assets	5	104.39	125.29
(e) Right-of-use assets	6	2,963.11	3,062.75
(f) Financial assets			
(i) Investments	7(a)	10.50	10.50
(ii) Loans	9	140.76	221.85
(iii) Other financial assets	10	1,981.14	1,356.24
(g) Non-current tax assets (net)	12(a)	250.29	249.58
(h) Deferred tax Assets (net)	11(ii)	67.57	290.41
(i) Other non-current assets	13	7,211.02	5,316.77
		1,88,004.23	1,67,713.51
Current assets			
(a) Inventories	14	90,690.71	70,911.53
(b) Financial assets			
(i) Investments_C	7(b)	-	5,500.00
(ii) Trade receivables	8	77,521.75	89,061.05
(iii) Cash and cash equivalents	15(a)	4,452.59	3,617.38
(iv) Bank balances other than (iii) above	15(b)	277.54	224.54
(v) Loans	9	102.33	112.13
(vi) Other financial assets	10	829.05	2,970.88
(c) Current tax assets (net)	12(b)	322.42	239.16
(d) Other current assets	13	10,843.07	8,012.88
		1,85,039.46	1,80,649.55
		3,73,043.69	3,48,363.06
TOTAL ASSETS			
EQUITY AND LIABILITIES			
Equity			
(a) Equity share capital	16	3,197.79	3,197.79
(b) Other equity	17	1,28,978.53	1,04,640.76
		1,32,176.32	1,07,838.55
Liabilities			
Non-current liabilities			
(a) Financial liabilities			
(i) Borrowings_NC	18	75,758.50	86,907.06
(ia) Lease liabilities_NC	19	2,054.09	2,282.65
(b) Provisions	22	84.70	54.08
(c) Deferred tax liabilities (net)	11(i)	11,587.99	7,436.46
(d) Other non-current liabilities	23	4,361.44	1,568.23
		93,846.72	98,248.48
Current liabilities			
(a) Financial liabilities			
(i) Borrowings	18	54,974.02	72,204.57
(ia) Lease liabilities	19	552.98	431.53
(ii) Trade payables	20		
a) Total outstanding dues of micro enterprises and small enterprises		1,644.97	844.29
b) Total outstanding dues of creditors other than micro enterprises and small enterprises		77,505.63	59,973.91
(iii) Other financial liabilities	21	6,164.15	5,167.02
(b) Other current liabilities	23	3,476.49	2,844.07
(c) Provisions	22	876.05	595.30
(d) Current tax liabilities (net)	12(c)	1,826.36	215.34
		1,47,020.65	1,42,276.03
		2,40,867.37	2,40,524.51
		3,73,043.69	3,48,363.06
TOTAL LIABILITIES			
TOTAL EQUITY & LIABILITIES			

Significant Accounting Policies

2

The accompanying notes form an integral part of these consolidated financial statements

As per our report of the even date

For and on behalf of the Board of Directors of **Ramkrishna Forgings Limited**For **S.R.Batlboi & Co. LLP**ICAI Firm Registration No. 301003E/E300005
Chartered AccountantsSd/-
Per **Sanjay Kumar Agarwal**
Partner
Membership No. 060352For **S K Naredi & Co.**ICAI Firm Registration No. 003333C
Chartered AccountantsSd/-
Per **Abhijit Bose**
Partner
Membership No. 056109

Sd/-

(Naresh Jalan)Managing Director
DIN: 00375462

Sd/-

(Pawan Kumar Kedia)Wholtime Director
DIN: 00375557

Sd/-

(Chaitanya Jalan)Wholtime Director
DIN: 07540301

Sd/-

(Lalit Kumar Khetan)Wholtime Director & CFO
DIN: 00533671 & FCA: 056935

Sd/-

(Rajesh Mundhra)Company Secretary
ACS: 12991

Place: Kolkata

Dated: April 28, 2023

Consolidated Statement of Profit and Loss

for the year ended March 31, 2023

(All amounts in INR Lakhs, unless otherwise stated)

	Note No.	For the year ended March 31, 2023	For the year ended March 31, 2022
Income			
Revenue from operations	24	3,19,289.51	2,32,024.66
Other income	25	395.68	145.91
Total Income (i)		3,19,685.19	2,32,170.57
Expenses			
Cost of materials consumed	26	1,60,367.99	1,21,422.58
Cost of services		15,595.13	12,869.03
Purchase of traded Goods		1,941.44	1,860.60
Increase in inventories of finished goods, work in progress, traded goods and scrap	27	(16,851.28)	(20,079.33)
Employee benefits expense	28	15,772.11	12,723.72
Power and Fuel		18,791.87	15,240.41
Finance costs	29	12,019.77	9,589.76
Depreciation and amortisation expenses	6A	20,163.97	16,935.32
Other expenses	30	54,440.37	36,288.45
Total Expenses (ii)		2,82,241.37	2,06,850.54
Profit before Tax (i-ii)		37,443.82	25,320.03
Tax expense	11		
- Pertaining to Profit for the current year		11,985.87	8,133.03
- Tax adjustments for earlier year		(70.55)	169.23
- Deferred tax charge/(credit) (refer note 11(iii)(a))		717.66	(2,784.92)
Total tax expense (iii)		12,632.98	5,517.34
Profit for the year (iv) = (i - ii - iii)		24,810.84	19,802.69
Other Comprehensive Income			
Other Comprehensive Income not to be reclassified to Profit or Loss in subsequent years			
i) Re-measurement Income on defined benefit plans		(188.69)	60.73
ii) Income tax effect on above		65.00	(20.08)
Other Comprehensive Income to be reclassified to Profit or Loss in subsequent years			
i) Exchange difference on translation of foreign operations		34.92	2.63
ii) Income tax effect on above		(2.99)	(0.55)
Other Comprehensive Income / (Loss) for the year (net of tax) (v)		(91.76)	42.73
Total Comprehensive Income for the year (iv + v)		24,719.08	19,845.42
Earnings per equity share -	31		
(Face value ₹ 2/- per share (refer note 16c))			
1) Basic		15.52	12.43
2) Diluted		15.43	12.43

Significant Accounting Policies

2

The accompanying notes form an integral part of these consolidated financial statements

As per our report of the even date

For and on behalf of the Board of Directors of **Ramkrishna Forgings Limited**

For **S.R.Batliboi & Co. LLP**

ICAI Firm Registration No. 301003E/E300005
Chartered Accountants

Sd/-
Per **Sanjay Kumar Agarwal**
Partner
Membership No. 060352

For **S K Naredi & Co.**

ICAI Firm Registration No. 003333C
Chartered Accountants

Sd/-
Per **Abhijit Bose**
Partner
Membership No. 056109

Sd/-
(Naresh Jalan)

Managing Director
DIN: 00375462

Sd/-
(Pawan Kumar Kedia)
Wholetime Director
DIN: 00375557

Sd/-
(Rajesh Mundhra)
Company Secretary
ACS: 12991

Sd/-
(Chaitanya Jalan)

Wholetime Director
DIN: 07540301

Sd/-
(Lalit Kumar Khetan)
Wholetime Director & CFO
DIN: 00533671 & FCA: 056935

Place: Kolkata
Dated: April 28, 2023



Consolidated Statement of Changes in Equity

for the period ended March 31, 2023

(All amounts in INR Lakhs, unless otherwise stated)

A. Equity Share Capital (refer note 16)

Particulars	Balance as at April 1, 2022	ESOP exercised during the year	Adjustment for Sub-Division of Equity Shares	Balance as at March 31, 2023
Equity Share of ₹ 2/- (March 31, 2022 : ₹ 2/-) each issued, subscribed and fully paid	3,197.79	-	-	3,197.79
Equity Share in numbers	15,98,89,535	-	-	15,98,89,535

Particulars	Balance as at April 1, 2021	ESOP exercised during the year	Adjustment for Sub-Division of Equity Shares*	Balance as at March 31, 2022
Equity Share of ₹ 2/- (March 31, 2021 : ₹ 10/-) each issued, subscribed and fully paid	3,193.27	4.52	-	3,197.79
Equity Share in numbers	3,19,32,706	45,201	12,79,11,628	15,98,89,535

During the financial year 2021-2022, 45,201 nos of equity shares of face value ₹ 10/- each has been exercised from the previous allotment made by the Holding Company to Ramkrishna Forgings Limited Employee Welfare Trust under Ramkrishna Forgings Limited - Employee Stock Option Plan 2015 (RKFL ESOP Scheme 2015) at a premium of ₹ 390/- aggregating to ₹ 400 per equity share. The Holding Company in this respect had given advances to M/s. Ramkrishna Forgings Limited Employee Welfare Trust ("the trust") which would be recovered from the trust on issue of the aforesaid shares to the employees in terms of the above scheme.

* Pursuant to the Special Resolution passed by the Shareholders of the Holding Company by way of Postal Ballot through electronic means, the Holding Company has sub-divided its equity share of face value ₹ 10/- (₹ Ten only) each fully paid up, into 5 (five) equity shares of face value ₹ 2/- (₹ Two only) each fully paid-up, effective from March 15, 2022. This has been considered for calculating weighted average number of equity shares for all periods presented, as per Ind AS 33-Earnings Per Share.

B. Other Equity (refer note 17)

Particulars	Reserve and Surplus					Money received against Share Warrants	Retained earnings	Other Reserve Foreign Currency Translation Reserve	Total
	Capital Reserve	Securities Premium	General reserve	Employee Stock Options Outstanding (ESOP)	Capital redemption reserve				
Balance as at April 1, 2022	3,546.01	37,017.33	4,610.81	748.73	67.50	-	58,615.46	34.92	1,04,640.76
Profit for the year	-	-	-	-	-	-	24,810.84	-	24,810.84
Other comprehensive income (net of tax) :									
Other Comprehensive Income not to be reclassified to Profit or Loss in subsequent years:									
-Re-measurement Income on defined benefit plans	-	-	-	-	-	-	(123.69)	-	(123.69)
Other comprehensive income to be reclassified to Profit or Loss in subsequent year:									
-Exchange difference on translation of foreign operations	-	-	-	-	-	-	31.93	-	31.93
Total comprehensive income for the year	-	-	-	-	-	-	24,719.08	-	24,719.08
Transfer from Retained earnings to General reserve	-	-	500.00	-	-	-	(500.00)	-	-
Money received against Share Warrants (Refer note 17(f))	-	-	-	-	-	2,357.50	-	-	2,357.50
Dividend on equity shares (Refer note 43)	-	-	-	-	-	-	(2,718.12)	-	(2,718.12)
Foreign Currency Translation Reserve	-	-	-	-	-	-	-	(20.69)	(20.69)
Balance as at March 31, 2023	3,546.01	37,017.33	5,110.81	748.73	67.50	2,357.50	80,116.42	14.23	1,28,978.53

Consolidated Statement of Changes in Equity

for the period ended March 31, 2023

(All amounts in INR Lakhs, unless otherwise stated)

Particulars	Reserve and Surplus						Other Reserve	Total	
	Capital Reserve	Securities Premium	General reserve	Employee Stock Options Outstanding (ESOP)	Capital redemption reserve	Money received against Share Warrants	Retained earnings		Foreign Currency Translation Reserve
Balance as at April 1, 2021	3,546.01	36,841.05	4,110.81	717.87	67.50	-	39,749.71	32.28	85,065.23
Profit for the year	-	-	-	-	-	-	19,802.69	-	19,802.69
Other comprehensive income (net of tax) :									
Other Comprehensive Income not to be reclassified to Profit or Loss in subsequent years:									
-Re-measurement Income on defined benefit plans	-	-	-	-	-	-	40.65	-	40.65
Other comprehensive income to be reclassified to Profit or Loss in subsequent year:									
-Exchange difference on translation of foreign operations	-	-	-	-	-	-	2.08	-	2.08
Total comprehensive income for the year	-	-	-	-	-	-	19,845.42	-	19,845.42
Transfer from Retained earnings to General reserve	-	-	500.00	-	-	-	(500.00)	-	-
ESOP cost amortized during the year	-	-	-	30.86	-	-	-	-	30.86
Amount transferred to Capital redemption reserve upon buyback of shares	-	176.28	-	-	-	-	-	-	176.28
Dividend on equity shares (Refer note 43)	-	-	-	-	-	-	(479.67)	-	(479.67)
Foreign Currency Translation Reserve	-	-	-	-	-	-	-	2.64	2.64
Balance as at March 31, 2022	3,546.01	37,017.33	4,610.81	748.73	67.50	-	58,615.46	34.92	1,04,640.76

Significant Accounting Policies

Note 2

The accompanying notes form an integral part of these consolidated financial statements

As per our report of the even date

For and on behalf of the Board of Directors of **Ramkrishna Forgings Limited**For **S.R.Batliboi & Co. LLP**ICAI Firm Registration No. 301003E/E300005
Chartered AccountantsSd/-
Per **Sanjay Kumar Agarwal**
Partner
Membership No. 060352Place: Kolkata
Dated: April 28, 2023For **S K Naredi & Co.**ICAI Firm Registration No. 003333C
Chartered AccountantsSd/-
Per **Abhijit Bose**
Partner
Membership No. 056109Sd/-
(Naresh Jalan)
Managing Director
DIN: 00375462Sd/-
(Pawan Kumar Kedia)
Wholetime Director
DIN: 00375557Sd/-
(Rajesh Mundhra)
Company Secretary
ACS: 12991Sd/-
(Chaitanya Jalan)
Wholetime Director
DIN: 07540301Sd/-
(Lalit Kumar Khetan)
Wholetime Director & CFO
DIN: 00533671 & FCA: 056935



Consolidated Statement of Cash Flows

for the year ended March 31, 2023

(All amounts in INR Lakhs, unless otherwise stated)

	For the year ended March 31, 2023	For the year ended March 31, 2022
A. CASH FLOW FROM OPERATING ACTIVITIES:		
PROFIT BEFORE TAXES	37,443.82	25,320.03
Adjustments to reconcile profit before tax to net cash flows:		
Depreciation and amortization expenses	20,163.97	16,935.32
Balances written off (Net)	725.56	391.38
Allowance for bad debt and doubtful debts	-	225.00
Profit on sale of Property, plant and equipment (net)	(45.47)	(2.88)
Provision for Slow Moving Inventories	45.52	(28.35)
Employees Stock Option Expenses	-	30.86
Profit on sales of mutual fund	(2.72)	-
Reversal of net liability on termination of lease	(57.63)	-
Interest income	(131.04)	(95.87)
Net foreign exchange differences (unrealised)	(2,586.82)	(1,680.23)
Amortisation of Government Grants	(2,138.64)	(772.27)
Finance Costs	12,019.77	9,670.66
Operating Profit before changes in operating assets and liabilities	65,436.32	49,993.65
Changes in operating assets and liabilities:		
Decrease / (Increase) in trade receivables	14,718.42	(31,398.21)
Increase in inventories	(19,824.70)	(27,068.76)
Decrease / (Increase) in loans	90.89	(152.10)
Decrease in other financial assets	1,394.91	160.98
Increase in other assets	(159.22)	(1,769.77)
Increase in provisions	122.67	75.80
Increase in trade payables	18,501.50	17,957.80
Increase in other financial liabilities	448.94	3.28
Increase in other liabilities	632.42	1,253.71
Cash generated from operations	81,362.15	9,056.38
Direct tax paid	(6,833.83)	(4,750.68)
NET CASH FLOW FROM OPERATING ACTIVITIES (A)	74,528.32	4,305.70
B. CASH USED IN INVESTING ACTIVITIES:		
Purchase of property, plant and equipment and intangible assets (including capital work-in-progress, capital creditors and capital advances)	(35,675.42)	(29,984.62)
Proceeds from sale of property, plant and equipment	184.38	43.75
Investment in bank deposits (net)	(51.41)	(112.62)
Proceeds from sale of / (Investment in) liquid mutual funds	5,502.72	(5,500.00)
Interest Received	120.50	111.03
NET CASH USED IN INVESTING ACTIVITIES (B)	(29,919.23)	(35,442.46)
C. CASH FLOW FROM FINANCING ACTIVITIES:		
Proceeds from Issue of Equity Share Capital including Securities Premium under ESOP	-	180.80
Proceeds from issue of shares warrants	2,357.50	-
Dividend paid on equity shares	(2,718.12)	(479.67)
Interest paid	(11,384.74)	(9,754.38)
Loan taken/(repaid) to Group Company (net)	(1,450.93)	1,450.93
Payment of lease liabilities	(736.55)	(64.46)

Consolidated Statement of Cash Flows

for the year ended March 31, 2023

(All amounts in INR Lakhs, unless otherwise stated)

	For the year ended March 31, 2023	For the year ended March 31, 2022
Proceeds from Long Term Borrowings	23,384.76	50,929.83
Repayment of Long Term Borrowings	(32,549.61)	(26,648.54)
Short Term Borrowings (net)	(20,676.19)	12,405.09
NET CASH FLOW FROM / (USED IN) FINANCING ACTIVITIES (C)	(43,773.88)	28,019.60
NET INCREASE / (DECREASE) IN CASH AND CASH EQUIVALENTS (A+B+C)	835.21	(3,117.16)
Opening Cash and cash equivalents (Refer note 15a)	3,617.38	6,734.54
Closing Cash and cash equivalents (Refer note 15a)	4,452.59	3,617.38
NET INCREASE / (DECREASE) IN CASH AND CASH EQUIVALENTS	835.21	(3,117.16)
Notes:	As at March 31, 2023	As at March 31, 2022
a) Cash and Cash Equivalents Include:		
Cash and Cash Equivalents:		
i) Cash in hand	16.01	7.96
ii) Balances with banks		
- On Current Accounts	4,323.97	3,609.42
- Fixed deposits with original maturity of less than 3 months	112.61	-
Cash and Cash Equivalents	4,452.59	3,617.38

Significant Accounting Policies

Note 2

The accompanying notes form an integral part of these consolidated financial statements

As per our report of the even date

For and on behalf of the Board of Directors of **Ramkrishna Forgings Limited**

For **S.R.Batliboi & Co. LLP**

ICAI Firm Registration No. 301003E/E300005
Chartered Accountants

Sd/-
Per **Sanjay Kumar Agarwal**
Partner
Membership No. 060352

For **S K Naredi & Co.**

ICAI Firm Registration No. 003333C
Chartered Accountants

Sd/-
Per **Abhijit Bose**
Partner
Membership No. 056109

Sd/-
(Naresh Jalan)

Managing Director
DIN: 00375462

Sd/-
(Pawan Kumar Kedia)
Wholtime Director
DIN: 00375557

Sd/-
(Rajesh Mundhra)
Company Secretary
ACS: 12991

Sd/-

(Chaitanya Jalan)

Wholtime Director
DIN: 07540301

Sd/-
(Lalit Kumar Khetan)

Wholtime Director & CFO
DIN: 00533671 & FCA: 056935

Place: Kolkata

Dated: April 28, 2023



Notes to the Consolidated financial statements

as at and for the year ended March 31, 2023

1. Group Overview

Ramkrishna Forgings Limited ("the Holding Company") is a Public Company domiciled in India and incorporated under the provisions of the Companies Act applicable in India. Its shares are listed on National Stock Exchange of India (NSE) and Bombay Stock Exchange (BSE). The registered office of the Holding Company is located at 23, Circus Avenue, 9th floor, Kolkata - 700 017, West Bengal, India.

The Holding Company is primarily engaged in manufacturing and sale of forged components of automobiles, railway wagons & coach and engineering parts. The Holding Company presently has manufacturing facilities at Gamaria, Adityapur Industrial Area, Baliguma, Dugni at Saraikela, Jamshedpur in Jharkhand and at Liluah in West Bengal. The consolidated financial statements comprise financial statements of the Holding Company and its subsidiaries (Globe All India Services Limited (Formerly known as Globe Forex & Travel Ltd.), Ramkrishna Aeronautics Private Limited, Ramkrishna Forgings LLC, USA and RKFL Engineering Industry Private Limited. (w.e.f. March 6, 2023) collectively ("the Group").

These consolidated financial statements were approved and authorised for issue with the resolution of the Board of Directors on April 28, 2023.

2. Basis of Preparation of Financial Statements and Significant Accounting Policies

2.1 Basis of Preparation of financial statements and compliance with Indian Accounting Standards "Ind-AS"

These consolidated financial statements comply in all material respects with the Indian Accounting Standards (Ind AS) notified under section 133 of the Companies Act, 2013 (the 'Act'), Companies (Indian Accounting Standards) Rules, 2015 as amended from time to time and other relevant provisions of the Act. These standards and policies have been consistently applied to all the years presented, unless otherwise stated.

The financial statements have been prepared on a going concern basis under historical cost convention and on accrual method of accounting, except for certain financial assets/ liabilities measured at fair value as described in accounting policies regarding financial instruments. The financial statements are presented in INR which is the Group's functional and presentation currency and all values are rounded to the nearest lakhs (INR 1,00,000), except when otherwise indicated.

2.2 Current v/s Non Current Classification

The Group presents assets and liabilities in the Balance Sheet based on current / non-current classification.

An asset is classified as current when it is:

- a. Expected to be realised or intended to be sold or consumed in the normal operating cycle,
- b. Held primarily for the purpose of trading,
- c. Expected to be realised within twelve months after the reporting period, or
- d. Cash or cash equivalents unless restricted from being exchanged or used to settle a liability for at least twelve months after the reporting period.

All other assets are classified as non-current.

A liability is classified as current when:

- a. It is expected to be settled in the normal operating cycle,
- b. It is held primarily for the purpose of trading,
- c. It is due to be settled within twelve months after the reporting period, or
- d. There is no unconditional right to defer settlement of the liability beyond at least twelve months after the reporting period.

All other liabilities are classified as non-current.

Deferred tax assets and liabilities are classified as non-current.

The operating cycle is the time between the acquisition of assets for processing and their realisation in cash and cash equivalents. The Group has identified twelve months as its operating cycle.

Historical cost convention

These consolidated financial statements have been prepared on a historical cost basis, except the following, which are measured at fair values:-

- i) certain financial assets and liabilities (including derivative instruments);
- ii) Plan assets of defined benefit employee benefit plans

2.3 Summary of Significant Accounting Policies

a) Property, Plant and Equipment

Tangible Assets and Depreciation.

Tangible Assets are stated either at deemed cost as considered on the date of transition to Ind AS or at cost of acquisition / construction together with any incidental expenses related to acquisition and appropriate borrowing costs, less accumulated depreciation and accumulated impairment loss, if any. An impairment loss is recognized where applicable,

Notes to the Consolidated financial statements

as at and for the year ended March 31, 2023

when the carrying value of tangible assets of cash generating unit exceed its fair value or value in use, whichever is higher. Subsequent costs are included in the asset's carrying amount or recognised as a separate asset, as appropriate, only when it is probable that future economic benefits associated with the item will flow to the Group and the cost of the item can be measured reliably. The carrying amount of the replaced component is derecognised when replaced. All other repairs and maintenance are charged to the statement of profit and loss during the reporting period in which they are incurred, if any.

Capital work in progress is stated at cost, net of accumulated impairment loss, if any.

Depreciation on property, plant and equipment is provided under the straight-line method over the useful lives of assets as prescribed in Part C of Schedule II to the Companies Act 2013 except for the following assets where the useful life considered is different than that prescribed in Schedule II on the basis of management's technical evaluation. The management believes that the useful lives as given below represents the period over which management expects to use these assets.

Type of asset	Useful lives estimated by the management (years)
Air Conditioning Machines	10
Plant and Machinery (Including Dies)	10 to 40

The Group reviews the estimated residual values and expected useful lives of assets at least annually. In particular, the Group considers the impact of health, safety and environmental legislation in its assessment of expected useful lives and estimated residual values.

An item of property, plant and equipment and any significant part initially recognised is derecognised upon disposal or when no future economic benefits are expected from its use or disposal. Depreciation for assets purchased / sold during the year is proportionately charged. Any gain or loss arising on de-recognition of the asset (calculated as the difference between the net disposal proceeds and the carrying amount of the asset) is included in the income statement when the asset is derecognised.

The residual values, useful lives and methods of depreciation of property, plant and equipment are reviewed at each financial year end and adjusted prospectively, if appropriate.

b) Intangible assets

Intangible assets have a finite useful life and are stated at cost less accumulated amortisation, impairment loss, if any.

Computer Software for internal use, which is primarily acquired from third party vendors, is capitalised. Subsequent costs associated with maintaining such software are recognised as expense as incurred. Cost of software includes license fees and cost of implementation / system integration services, where applicable.

Gains or losses arising from derecognition of an Intangible asset are measured as the difference between the net disposal proceeds and the carrying amount of the asset and are recognised in the Statement of profit or loss when the asset is derecognised.

Type of asset	Useful lives estimated by the management (years)
Intangible assets - Computer software	5

c) Impairment of non-financial assets

The Group assesses at each reporting date whether there is an indication that an asset may be impaired. If any indication exists, or when annual impairment testing for an asset is required, the Group estimates the asset's recoverable amount. An asset's recoverable amount is the higher of an asset's or cash-generating unit's (CGU) fair value less costs of disposal and its value in use. The recoverable amount is determined for an individual asset, unless the asset does not generate cash inflows that are largely independent of those from other assets or groups of assets. Where the carrying amount of an asset or CGU exceeds its recoverable amount, the asset is considered impaired and is written down to its recoverable amount. In assessing value in use, the estimated future cash flows are discounted to their present value using a pre-tax discount rate that reflects current market assessments of the time value of money and the risks specific to the asset. In determining net selling price, recent market transactions are taken into account, if available. If no such transactions can be identified, an appropriate valuation model is used.

The Group bases its impairment calculation on detailed budgets and forecast calculations which are prepared separately for each of the Group's cash-generating units to which the individual assets are allocated. Impairment losses of continuing operations, including impairment on inventories, are recognised in the Statement of Profit and Loss. For assets, an assessment is made at each reporting date to determine whether there is an indication that previously recognised impairment losses no longer exist or have decreased. If such indication exists, the Group estimates the asset's or CGU's recoverable amount. A previously recognised impairment loss is reversed only if there has been a change in the assumptions used to determine the asset's recoverable amount since the last impairment loss was recognised. The reversal is limited so that the carrying

Notes to the Consolidated financial statements

as at and for the year ended March 31, 2023

amount of the asset does not exceed its recoverable amount, nor exceed the carrying amount that would have been determined, net of depreciation, had no impairment loss been recognised for the asset in prior years.

Such reversal is recognised in the Statement of Profit and Loss.

Intangible assets with indefinite useful lives are tested for impairment annually at the CGU level, as appropriate, and when circumstances indicate that the carrying value may be impaired. After impairment, depreciation is provided on the revised carrying amount of the asset over its remaining useful life.

The Group assesses where climate risks could have a significant impact, such as the introduction of emission-reduction legislation that may increase manufacturing costs. These risks in relation to climate-related matters are included as key assumptions where they materially impact the measure of recoverable amount. These assumptions have been included in the cash-flow forecasts in assessing value-in-use amounts.

d) Revenue Recognition

Revenue from contracts with customers is recognised when control of the goods or services are transferred to the customer at an amount that reflects the consideration to which the Group expects to be entitled in exchange for those goods or services. Revenue towards satisfaction of a performance obligation is measured at the amount of transaction price (net of variable consideration) allocated to that performance obligation. The transaction price of goods sold or services rendered is net of variable consideration on account of returns, discounts, volume rebates, goods and service tax excluding amount collected on behalf of third parties. The Group has concluded that it is the principal in all of its revenue arrangements since it is the primary obligor as it has pricing latitude and is also exposed to inventory and credit risks.

The Group recognises revenue when the amount of revenue can be reliably measured, it is probable that future economic benefits will flow to the Group regardless of when the payment is being made and specific criteria have been met for each of the Group's activities as described below.

Sale of Products

Revenue from sale of products is recognized when the Group transfers the control of goods to the customer as per the terms of contract and the amount of revenue can be measured reliably and recovery of consideration is probable. The Group considers whether there are other promises in the contract that are separate performance obligations to which a portion of the transaction price needs to be allocated. In determining the transaction price, the Group considers the effects of variable consideration, the existence of significant financing component, non-cash considerations and consideration payable to the customer (if any). In case of export sales, the Group believes that the control gets transferred to the customer on the date of bill of lading except in cases where the Group itself is the consignee.

Sale of Services

The revenue is measured as the aggregate amount of gross revenue receivable from tours which is inclusive of airline travel services, hotel services, travel agency commission and other travel services supplied to customers in the ordinary course of business. The Group records revenue on a net basis after deducting trade discounts, volume rebates, value added tax and compensation vouchers granted to customers.

Export incentives

Exports entitlements are recognised when the right to receive credit as per the terms of the schemes is established in respect of the exports made by the Group and when there is no significant uncertainty regarding the ultimate collection of the relevant export proceeds.

Interest Income

For all debt instruments measured at amortised cost, interest income is recorded using the effective interest rate (EIR). EIR is the rate that exactly discounts the estimated future cash payments or receipts over the expected life of the financial instrument or a shorter period, where appropriate, to the gross carrying amount of the financial asset or to the amortised cost of a financial liability. Interest income is included in finance income in the statement of profit and loss.

Dividend Income

Revenue is recognised when the Group's right to receive the payment is established, which is generally when shareholders approve the dividend.

Die design and preparation charges

Revenues from die design and preparation charges are recognized on approval of die designs by the Customers.

Foreign exchange difference on operating assets and liabilities

Exchange differences arising on operating items (such as trade payables, trade receivables, forward contracts on receivables) including realised exchange difference are classified as other operating income.

Notes to the Consolidated financial statements

as at and for the year ended March 31, 2023

Contract balances

Trade receivables

A receivable represents the Group's right to an amount of consideration that is unconditional i.e., only the passage of time is required before payment of the consideration is due. However, trade receivables do not contain a significant financing component and are measured at transaction price.

Contract liabilities

A contract liability is the obligation to transfer goods or services to a customer for which the Group has received consideration or an amount of consideration is due from the customer. If a customer pays consideration before the Group transfers goods or services to the customer, a contract liability is recognised when the payment is made or the payment is due (whichever is earlier). Contract liabilities are recognised as revenue when the Group performs under the contract.

e) Government Grants

Government grants are recognised where there is reasonable assurance that the grant will be received and all attached conditions will be complied with. When the grant relates to an expense item, it is recognised as income on a systematic basis over the periods that the related costs, for which it is intended to compensate, are expensed. When the grant relates to an asset in the form of the duty benefit availed under Export Promotion Capital Goods (EPCG) scheme, it is accounted for as Government grant and its amortised on the basis of fulfilment of underlying export obligations. Also Refer note 23.

Government grants such as for export benefit scheme and other grants, for which related costs are recognised as expense, are recognised in the Statement of Profit and Loss on matching principle.

The Group considers government grant as part of its operations and hence considered as other operating revenues.

f) Inventories

Inventories are valued at the lower of cost and net realisable value after providing for obsolescence, if any. Costs incurred in bringing each product to its present location and conditions are accounted for as follows:

- (i) **Raw materials, Stores and Spares:** These are valued at lower of cost and net realisable value. However, material and other items held for use in production of inventories are not written down below cost if the finished products in which they will be incorporated are expected to be sold at or above cost. Cost includes cost of purchase and other costs incurred in bringing the inventories to their present location and condition. Cost is determined on weighted average method.
- (ii) **Finished goods and work in progress:** These are valued at lower of cost and net realisable value. Cost includes cost of direct materials and labour and a proportion of manufacturing overheads based on the normal operating capacity. Cost of finished goods also includes excise duty. Cost is determined on weighted average method.
- (iii) **Scrap: Scrap is valued at Net Realisable Value.**

Net realisable value is the estimated selling price in the ordinary course of business, less estimated costs of completion and the estimated costs necessary to make the sale

g) Leases

The Group Company assesses at contract inception whether a contract is, or contains, a lease. A contract is, or contains, a lease if it conveys the right to control the use of an identified asset for a period of time in exchange for consideration.

Group as a Lessee

Right-of-Use (ROU) assets are recognised at inception of a contract or arrangement for significant lease components at cost less lease incentives, if any. ROU assets are subsequently measured at cost less accumulated depreciation and impairment losses, if any. The cost of ROU assets includes the amount of lease liabilities recognised, initial direct cost incurred and lease payments made at or before the lease commencement date. ROU assets are generally depreciated over the shorter of the lease term and estimated useful lives of the underlying assets on a straight line basis. Lease term is determined based on consideration of facts and circumstances that create an economic incentive to exercise an extension option, or not to exercise a termination option. Lease payments associated with short-term leases and low value leases are charged to the Statement of Profit and Loss on a straight line basis over the term of the relevant lease.

The Group recognises lease liabilities measured at the present value of lease payments to be made on the date of recognition of the lease. Such lease liabilities do not include variable lease payments (that do not depend on an index or a rate), which are recognised as expense in the periods in which they are incurred. Interest on lease liability is recognised using the effective interest method. Lease liabilities are subsequently increased to reflect the accretion of interest and reduced for the lease payments made. The carrying amount of lease liabilities is also remeasured upon modification of lease arrangement or upon change in the assessment of the lease term. The effect of such remeasurements is adjusted to the value of the ROU assets.

Group as a Lessor

Leases in which the Group does not transfer substantially all the risks and rewards of ownership of an asset are classified as operating leases. Where the Group is a lessor under an operating lease, the asset is capitalised within property, plant and equipment or investment property and depreciated over its useful economic life. Payments received under operating leases are recognised in the Statement of Profit and Loss on a straight line basis over the term of the lease.

Notes to the Consolidated financial statements

as at and for the year ended March 31, 2023

h) Financial Instruments

A financial instrument is any contract that gives rise to a financial asset of one entity and a financial liability or equity instrument of another entity

Financial Assets

Initial recognition and measurement:

The Group recognizes a financial asset in its Balance Sheet when it becomes party to the contractual provisions of the instrument. Financial assets and financial liabilities are initially measured at fair value other than Trade Receivables which are measured at Transaction Price (other than trade receivables containing significant financing component). Transaction costs that are directly attributable to the acquisition or issue of financial assets and financial liabilities (other than financial assets and financial liabilities at fair value through profit or loss) are added to or deducted from the fair value of the financial assets or financial liabilities, as appropriate. For financial assets and financial liabilities at fair value through profit or loss, directly attributable transaction costs are immediately recognised in the Statement of Profit and Loss.

Subsequent measurement:

For subsequent measurement, the Group classifies a financial asset in accordance with the below criteria:

- i. The Group's business model for managing the financial asset and
- ii. The contractual cash flow characteristics of the financial asset

Based on the above criteria, the Group classifies its financial assets into the following categories:

- i. Financial assets measured at amortized cost
- ii. Financial assets measured at fair value through other comprehensive income (FVTOCI)
- iii. Financial assets measured at fair value through profit or loss (FVTPL)

i. Financial assets measured at amortized cost:

A financial asset is measured at the amortized cost if both the following conditions are met:

- a) The Group's business model objective for managing the financial asset is to hold financial assets in order to collect contractual cash flows, and
- b) The contractual terms of the financial asset give rise on specified dates the right to received cash flows that are solely payments of principal and interest on the principal amount outstanding.

This category applies to cash and bank balances, trade receivables, loans and other financial assets of the Group (Refer note 39 for further details). Such financial assets are subsequently measured at amortized cost using the effective interest method. Under the effective interest method, the future cash receipts are exactly discounted to the initial recognition value using the effective interest rate. The cumulative amortization using the effective interest method of the difference between the initial recognition amount and the maturity amount is added to the initial recognition value (net of principal repayments, if any) of the financial asset over the relevant period of the financial asset to arrive at the amortized cost at each reporting date. The corresponding effect of the amortization under effective interest method is recognized as interest income over the relevant period of the financial asset. The same is included under other income in the Statement of Profit and Loss.

The amortized cost of a financial asset is also adjusted for loss allowance, if any.

ii. Financial assets measured at FVTOCI:

A financial asset is measured at FVTOCI if both of the following conditions are met:

- a) The Group's business model objective for managing the financial asset is achieved both by collecting contractual cash flows and selling the financial assets, and
- b) The contractual terms of the financial asset give rise on specified dates the right to received cash flows that are solely payments of principal and interest on the principal amount outstanding.

On Derecognition of such financial assets, cumulative gain or loss previously recognized in OCI is not reclassified from the equity to Statement of Profit and Loss. However, the Group may transfer such cumulative gain or loss into retained earnings within equity.

iii. Financial assets measured at FVTPL:

A financial asset is measured at FVTPL unless it is measured at amortized cost or at FVTOCI as explained above.

This is a residual category applied to all other investments of the Group excluding investments in subsidiary companies (Refer note 39 for further details). Such financial assets are subsequently measured at fair value at each reporting date. Fair value changes are recognized in the Statement of Profit and Loss.

Notes to the Consolidated financial statements

as at and for the year ended March 31, 2023

De-recognition:

A financial asset or, where applicable, a part of a financial asset or part of a group of similar financial assets is derecognized i.e. removed from the Group's Balance Sheet when any of the following occurs:

- i. The contractual rights to cash flows from the financial asset expires;
- ii. The Group transfers its contractual rights to receive cash flows of the financial asset and has substantially transferred all the risks and rewards of ownership of the financial asset;
- iii. The Group retains the contractual rights to receive cash flows but assumes a contractual obligation to pay the cash flows without material delay to one or more recipients under a 'pass-through' arrangement (thereby substantially transferring all the risks and rewards of ownership of the financial asset);
- iv. The Group neither transfers nor retains substantially all risk and rewards of ownership and does not retain control over the financial asset.

In cases where Group has neither transferred nor retained substantially all of the risks and rewards of the financial asset, but retains control of the financial asset, the Group continues to recognize such financial asset to the extent of its continuing involvement in the financial asset. In that case, the Group also recognizes an associated liability. The financial asset and the associated liability are measured on a basis that reflects the rights and obligations that the Group has retained.

On Derecognition of a financial asset [except as mentioned in (ii) above for financial assets measured at FVTOCI] difference between the carrying amount and the consideration received is recognized in the Statement of Profit and Loss.

Impairment of financial assets:

The Group assesses on a forward looking basis the expected credit losses associated with its assets which are not fair valued through profit or loss. The impairment methodology applied depends on whether there has been a significant increase in credit risk. Note 39a details how the Group determines whether there has been a significant increase in credit risk. For trade receivables only, the Group applies the simplified approach permitted by Ind AS 109, 'Financial Instruments', which requires expected lifetime losses to be recognised from initial recognition of the receivables.

Financial Liabilities

Initial recognition and measurement:

Financial liabilities are initially measured at fair value. Transaction costs that are directly attributable to the acquisition or issue of financial liabilities (other than financial liabilities at fair value through profit or loss) are deducted from the fair value of the financial liabilities, as appropriate. For financial liabilities at fair value through profit or loss, directly attributable transaction costs are immediately recognised in the Statement of Profit and Loss.

Subsequent measurement:

All financial liabilities of the Group are subsequently measured at amortized cost using the effective interest method (Refer note 38 for further details).

Under the effective interest method, the future cash payments are exactly discounted to the initial recognition value using the effective interest rate. The cumulative amortization using the effective interest method of the difference between the initial recognition amount and the maturity amount is added to the initial recognition value (net of principal repayments, if any) of the financial liability over the relevant period of the financial liability to arrive at the amortized cost at each reporting date. The corresponding effect of the amortization under effective interest method is recognized as interest expense over the relevant period of the financial liability. The same is included under finance cost in the Statement of Profit and Loss.

Derecognition:

A financial liability is derecognized when the obligation under the liability is discharged or cancelled or expires. When an existing financial liability is replaced by another from the same lender on substantially different terms, or the terms of an existing liability are substantially modified, such an exchange or modification is treated as the derecognition of the original liability and the recognition of a new liability. The difference between the carrying amount of the financial liability derecognized and the consideration paid is recognized in the Statement of Profit and Loss.

i) Fair Value Measurement

The Group measures financial instruments at fair value in accordance with the accounting policies mentioned above. Fair value is the price that would be received to sell an asset or paid to transfer a liability in an orderly transaction between market participants at the measurement date. The fair value measurement is based on the presumption that the transaction to sell the asset or transfer the liability takes place either:

- In the principal market for the asset or liability, or
- In the absence of a principal market, in the most advantageous market for the asset or liability.



Notes to the Consolidated financial statements

as at and for the year ended March 31, 2023

All assets and liabilities for which fair value is measured or disclosed in the financial statements are categorized within the fair value hierarchy that categorizes into three levels, described as follows, the inputs to valuation techniques used to measure value. The fair value hierarchy gives the highest priority to quoted prices in active markets for identical assets or liabilities (Level 1 inputs) and the lowest priority to unobservable inputs (Level 3 inputs).

Level 1 — quoted (unadjusted) market prices in active markets for identical assets or liabilities

Level 2 — inputs other than quoted prices included within Level 1 that are observable for the asset or liability, either directly or indirectly

Level 3 — inputs that are unobservable for the asset or liability

For assets and liabilities that are recognized in the financial statements at fair value on a recurring basis, the Group determines whether transfers have occurred between levels in the hierarchy by re-assessing categorization at the end of each reporting period and discloses the same.

j) Investment in Subsidiary Companies

Investment in subsidiaries are carried at cost or at deemed cost as considered on the date of transition to Ind- AS less provision for impairment loss, if any. Investments are tested for impairment whenever events or changes in circumstances indicate that the carrying amount may not be recoverable. An impairment loss is recognized for the amount by which the asset's carrying amount exceeds its recoverable amount. The details of such investments are given in Note 7.

k) Foreign Currency Transactions and Balances

Initial Recognition:

On initial recognition, transactions in foreign currencies entered into by the Group are recorded in the functional currency (i.e. Indian Rupees), by applying to the foreign currency amount, the spot exchange rate between the functional currency and the foreign currency at the date of the transaction.

Measurement of foreign currency items at reporting date:

Foreign currency transactions are translated into the functional currency using the exchange rates at the dates of the transactions. The gains or losses resulting from such translations are recognized in the Statement of Profit and Loss and classified in the same line item as the underlying transaction reported as Foreign exchange difference on operating/non-operating assets and liabilities, net. At the year end, monetary assets and liabilities denominated in foreign currencies are restated at the year end exchange rates. Non-monetary assets and non-monetary liabilities denominated in a foreign currency are measured at historical cost are translated at the exchange rate prevalent at the date of the transaction. The related revenue and expense are recognized using the same exchange rate. The exchange differences (other than relating to long-term foreign currency monetary items recognised up to March 31, 2017) arising from settlement of foreign currency transactions and the year end restatement are recognised in profit and loss

Exchange differences arising on reporting of long-term foreign currency monetary items recognised up to March 31, 2017 (i) relating to acquisition of depreciable capital assets is adjusted to the carrying amount of such assets (to be depreciated over the balance life of the related asset).

l) Income Taxes

Tax expense is the aggregate amount included in the determination of profit or loss for the period in respect of current tax and deferred tax.

Current Income tax:

Tax expense comprises current and deferred tax. Current income-tax is measured at the amount expected to be paid to or recovered from the taxation authorities. The tax rates and tax laws used to compute the amount are those that are enacted or substantively enacted, at the reporting date.

Current income tax relating to items recognised outside profit or loss is recognised outside profit or loss (either in other comprehensive income or in equity). Current tax items are recognised in correlation to the underlying transaction either in OCI or directly in equity. Management periodically evaluates positions taken in the tax returns with respect to situations in which applicable tax regulations are subject to interpretation and establishes provisions where appropriate.

Deferred tax:

Deferred income tax is provided, using the Balance sheet method, on temporary differences arising between the tax bases of assets and liabilities and their carrying amounts in the consolidated financial statements. Deferred income tax is not accounted for if it arises from initial recognition of an asset or liability in a transaction that at the time of the transaction affects neither accounting profit/ loss nor taxable profit (tax loss). Deferred income tax is determined using tax rates (and laws) that have been enacted or substantially enacted by the end of the reporting period.

Deferred tax assets are recognised for all deductible temporary differences and unused tax losses only if it is probable that future taxable amounts will be available to utilise those temporary differences and losses.

Notes to the Consolidated financial statements

as at and for the year ended March 31, 2023

Current and deferred tax is recognised in statement of profit and loss, except to the extent that it relates to items recognised in other comprehensive income or directly in equity, if any. In this case, the tax is also recognised in other comprehensive income or directly in equity, respectively.

The carrying amount of deferred tax assets is reviewed at each reporting date and reduced to the extent that it is no longer probable that sufficient taxable profit will be available to allow all or part of the deferred tax asset to be utilised. Unrecognised deferred tax assets are re-assessed at each reporting date and are recognised to the extent that it has become probable that future taxable profits will allow the deferred tax asset to be recovered.

Minimum alternate tax (MAT) paid in a year is charged to the statement of profit and loss as current tax for the year. The deferred tax asset is recognised for MAT credit available only to the extent that it is probable that the Group will pay normal income tax during the specified period, i.e., the period for which MAT credit is allowed to be carried forward. In the year in which the Group recognizes MAT credit as an asset, it is created by way of credit to the statement of profit and loss and shown as part of deferred tax assets. The Group reviews the "MAT credit entitlement" asset at each reporting date and writes down the asset to the extent that it is no longer probable that it will pay normal tax during the specified period.

Presentation of current and deferred tax:

The Group offsets current tax assets and current tax liabilities, where it has a legally enforceable right to set off the recognized amounts and where it intends either to settle on a net basis, or to realize the asset and settle the liability simultaneously. In case of deferred tax assets and deferred tax liabilities, the same are offset if the Group has a legally enforceable right to set off corresponding current tax assets against current tax liabilities and the deferred tax assets and deferred tax liabilities relate to income taxes levied by the same tax authority on the Group.

m) Provisions and Contingencies

The Group recognizes provisions when a present obligation (legal or constructive) as a result of a past event exists and it is probable that an outflow of resources embodying economic benefits will be required to settle such obligation and the amount of such obligation can be reliably estimated.

If the effect of time value of money is material, provisions are discounted using a current pre-tax rate that reflects, when appropriate, the risks specific to the liability. When discounting is used, the increase in the provision due to the passage of time is recognized as a finance cost.

A disclosure for a contingent liability is made when there is a possible obligation or a present obligation that may, but probably will not require an outflow of resources embodying economic benefits or the amount of such obligation cannot be measured reliably. When there is a possible obligation or a present obligation in respect of which likelihood of outflow of resources embodying economic benefits is remote, no provision or disclosure is made.

n) Cash and Cash Equivalents

Cash and Cash equivalents for the purpose of Cash Flow Statement comprise cash and cheques in hand, bank balances and demand deposits with banks where the original maturity is three months or less that are readily convertible to known amounts of cash and which are subject to an insignificant risk of changes in value.

o) Employee Benefits

Short Term Employee Benefits:

All employee benefits payable wholly within twelve months of rendering the service are classified as short term employee benefits and they are recognized as an expense at the undiscounted amount in the Statement of Profit & Loss of the year in which related service is rendered.

Post-Employment Benefits:

I. Defined Contribution plans (Provident Fund):

Contributions under Defined Contribution Plans payable in keeping with the related schemes are recognised as expenses for the period in which the employee has rendered the service.

II. Defined Benefit plans (Gratuity Fund):

- a. The liability or asset recognised in the balance sheet in respect of defined benefit plans is the present value of the defined benefits obligation at the end of the reporting period less the fair value of plan assets. The defined benefit obligation is calculated annually by actuaries using the Projected Unit Credit Method as per Ind AS 19 at the year end.
- b. The present value of the defined benefit obligation is determined by discounting the estimated future cash outflows by reference to market yields at the end of the reporting period on Government bonds that have terms approximating to the terms of the related obligations.

Notes to the Consolidated financial statements

as at and for the year ended March 31, 2023

- c. The net interest cost is calculated by applying the discount rate to the net balance of the defined benefit obligation and the fair value of plan assets. This cost is included in Employees Benefits Expense in the statement of profit and loss.
- d. Re-measurement gains and losses arising from experience adjustments and changes in actuarial assumptions are recognised in the period in which they occur, directly in Other Comprehensive Income. They are included in retained earnings in the statement of changes in equity.
- e. Changes in the present value of the defined benefit obligation resulting from plan amendments or curtailments are recognised immediately in the profit or loss as past service cost.

Other employee benefit obligations (Compensated Absences):

The liabilities for earned leave and sick leave are expected to be settled wholly within 12 months after the end of the period in which the employees render the related service. They are measured annually by actuaries as the present value of expected future payments to be made in respect of services provided by employees up to the end of the reporting period using the projected unit credit method as per Ind AS 19. The benefits are discounted using the market yields on Government bonds at the end of the reporting period that have terms approximating to the terms of the related obligation. Remeasurements as a result of experience adjustments and changes in actuarial assumptions are recognized in the statement of profit and loss. Entitlements to annual leave (earned leave) are recognized when they accrue to employees. They can either be availed or encashed subject to a restriction on the maximum number of accumulation of leave.

p) Employee Stock Options Scheme/ Share based payments

The grant date fair value of equity settled share based payment awards granted to employees is recognized as an employee expense, with a corresponding increase in equity. The total amount to be expensed is determined by reference to the fair value of the options granted.

The total expense is recognized over the vesting period, which is the period over which all of the specified vesting conditions are to be satisfied. At the end of the vesting period, the entity revises its estimates of the number of options that are expected to vest based on the non market vesting and service conditions. It recognizes the impact of the revision to original estimates, if any, in the Statement of Profit or Loss, with a corresponding adjustment to equity.

The dilutive effect of outstanding options is reflected as additional share dilution in the computation of diluted earnings per share.

q) Research and Development

Expenditure on research is recognized as an expense when it is incurred. Expenditure on development which does not meet the criteria for recognition as an intangible asset is recognized as an expense when it is incurred.

Items of property, plant and equipment and acquired Intangible Assets utilized for Research and Development are capitalized and depreciated in accordance with the policies stated for Property, Plant and Equipment and Intangible Assets.

r) Borrowing Cost

Borrowing cost includes interest, amortization of ancillary costs incurred in connection with the arrangement of borrowings and exchange differences arising from foreign currency borrowings to the extent they are regarded as an adjustment to the interest cost.

General and specific borrowing costs that are directly attributable to the acquisition, construction or production of a qualifying asset are capitalised during the period of time that is required to complete and prepare the asset for its intended use or sale. Qualifying assets are assets that necessarily take a substantial period of time to get ready for their intended use or sale.

Other borrowing costs are expensed in the period in which they are incurred.

s) Events after Reporting date

Where events occurring after the Balance Sheet date provide evidence of conditions that existed at the end of the reporting period, the impact of such events is adjusted within the financial statements. Otherwise, events after the Balance Sheet date of material size or nature are only disclosed.

t) Earnings Per Share

Basic earnings per share are calculated by dividing the net profit or loss for the period attributable to equity shareholders by the weighted average number of equity shares outstanding during the period. For the purpose of calculating diluted earnings per share, the net profit or loss for the period attributable to equity shareholders are divided with the weighted average number of shares outstanding during the year after adjustment for the effects of all dilutive potential equity shares.

Notes to the Consolidated financial statements

as at and for the year ended March 31, 2023

u) Dividend Distribution to Equity-holders

The Holding Company recognises a liability to pay final dividend to equity holders when the distribution is authorised and the distribution is no longer at the discretion of the Holding Company. As per the corporate laws in India, a distribution is authorised when it is approved by the shareholders. A corresponding amount is recognised directly in equity.

2.4 Principles of Consolidation

- a. Subsidiaries are all entities (including structured entities) over which the Group has control. The Group controls an entity when the Group is exposed to, or has rights to, variable returns from its involvement with the entity and has the ability to affect those returns through its power to direct the relevant activities of the entity. Subsidiaries are fully consolidated from the date on which control is transferred to the Group. They are deconsolidated from the date that control ceases.

The Group combines the financial statements of the Holding and its subsidiaries line by line adding together like items of assets, liabilities, equity, income and expenses. Intercompany transactions, balances and unrealised gains on transactions between group companies are eliminated. Unrealised losses are also eliminated unless the transaction provides evidence of an impairment of the transferred asset.

Consolidated financial statements are prepared using uniform accounting policies for like transactions and other events in similar circumstances. If a member of the group uses accounting policies other than those adopted in the consolidated financial statements for like transactions and events in similar circumstances, appropriate adjustments are made to that group member's financial statements in preparing the consolidated financial statements to ensure conformity with the group's accounting policies.

The financial statements of all entities used for the purpose of consolidation are drawn up to same reporting date as that of the Holding company, i.e., year ended on March 31, 2023.

Profit or loss and each component of other comprehensive income (OCI) are attributed to the equity holders of the Holding of the Group and to the non-controlling interests if any, even if this results in the non-controlling interests having a deficit balance.

2.5 Current v/s Non Current Classification

The Group presents assets and liabilities in the Balance Sheet based on current / non-current classification.

An asset is classified as current when it is:

- Expected to be realised or intended to be sold or consumed in the normal operating cycle,
- Held primarily for the purpose of trading,
- Expected to be realised within twelve months after the reporting period, or
- Cash or cash equivalents unless restricted from being exchanged or used to settle a liability for at least twelve months after the reporting period.

All other assets are classified as non-current.

A liability is classified as current when:

- It is expected to be settled in the normal operating cycle,
- It is held primarily for the purpose of trading,
- It is due to be settled within twelve months after the reporting period, or
- There is no unconditional right to defer settlement of the liability beyond at least twelve months after the reporting period.

All other liabilities are classified as non-current.

Deferred tax assets and liabilities are classified as non-current.

The operating cycle is the time between the acquisition of assets for processing and their realisation in cash and cash equivalents. The Group has identified twelve months as its operating cycle.

3.1 Key Accounting Estimates & Judgements

The preparation of the Group's financial statements requires the management to make judgements, estimates and assumptions that affect the reported amounts of revenues, expenses, assets and liabilities, and the accompanying disclosures, and the disclosure of contingent liabilities. Uncertainty about these assumptions and estimates could result in outcomes that require a material adjustment to the carrying amount of assets or liabilities affected in future periods.



Notes to the Consolidated financial statements

as at and for the year ended March 31, 2023

The key assumptions concerning the future and other key sources of estimation uncertainty at the reporting date, that have a significant risk of causing a material adjustment to the carrying amounts of assets and liabilities within the next financial year, are described below:

a. Income taxes

Deferred tax assets are recognised for items allowable on payment basis in income tax computation / unused tax losses / MAT carry forward to the extent is probable that taxable profit will be available against which the losses can be utilised. Significant management judgement is required to determine the amount of deferred tax assets that can be recognised, based upon the likely timing and the level of future taxable profits together with future tax planning strategies including amount expected to be paid / recovered for uncertain tax positions (Refer Note 11)

b. Property, Plant and Equipment and Useful Life of PPE and Intangible Assets

Management reviews its estimate of useful lives of property, plant and equipment at each reporting date, based on the expected utility of the assets. Uncertainties in these estimates relate to technical and economic obsolescence that may change the utility of property, plant and equipment.

c. Defined Benefit Plans

Post-employment benefits represents obligation that will be settled in future and require assumptions to project benefit obligations. Post-employment benefits accounting is intended to reflect the recognition of future benefits cost over the employee's approximate service period, based on the terms of plans and the investment and funding decisions made. The accounting requires the Group to make assumptions regarding variables such as discount rate, rate of compensation increase and future mortality rates. Changes in these key assumptions can have a significant impact on the defined benefit obligations, funding requirements and benefit costs incurred. Refer note 41.

d. Fair value measurement of Financial Instruments

When the fair values of financial assets and financial liabilities recorded in the Balance Sheet cannot be measured based on quoted prices in active markets, their fair value is measured using valuation techniques, including the discounted cash flow model, which involve various judgements and assumptions.

e. Provisions and Contingencies

Legal proceedings covering a range of matters are pending against the Group. Due to the uncertainty inherent in such matters, it is often difficult to predict the final outcomes. The cases and claims against the Group often raise difficult and complex factual and legal issues that are subject to many uncertainties and complexities, including but not limited to the facts and circumstances of each particular case and claim, the jurisdiction and the differences in applicable law, in the normal course of business. The Group consults with legal counsel and certain other experts on matters related to litigations. The Group accrues a liability when it is determined that an adverse outcome is probable and the amount of the loss can be reasonably estimated. In the event an adverse outcome is possible or an estimate is not determinable, the matter is disclosed.

3.2 Standard issued but not effective

There are no standards issued but not yet effective up to the date of issuance of the Company's financial statements.

3.3 Changes in accounting policies and disclosures

i. Amendments in Ind AS

The Ministry of Corporate Affairs has notified Companies (Indian Accounting Standard) Amendment Rules 2022 dated March 23, 2022, to amend the following Ind AS which are effective from April 1, 2022. However, these amendments and interpretations does not have an impact on the consolidated financial statements.

- a. Onerous Contracts – Costs of Fulfilling a Contract – Amendments to Ind AS 37
- b. Reference to the Conceptual Framework – Amendments to Ind AS 103
- c. Property, Plant and Equipment: Proceeds before Intended Use – Amendments to Ind AS 16
- d. Ind AS 101 First-time Adoption of Indian Accounting Standards – Subsidiary as a first-time adopter
- e. Ind AS 109 Financial Instruments – Fees in the '10 per cent' test for derecognition of financial liabilities
- f. Ind AS 41 Agriculture – Taxation in fair value measurements

The Group has not early adopted any standards or amendments that have been issued but are not yet effective.

Notes to the Consolidated financial statements

(All amounts in INR Lakhs, unless otherwise stated)

as at and for the year ended March 31, 2023

4. Property, plant and equipment

Particulars	Freehold Land (Including cost of Development)	Factory Shed and Building	Office Building	Plant and machinery	Furniture and fixtures	Vehicles	Office equipments	Computer	Air Conditioning Machines	Total
Cost										
As at April 1, 2021	1,724.43	10,739.74	12,482.07	1,41,102.67	3,704.46	868.18	799.17	968.22	723.32	1,73,112.26
Additions @	1,430.95	8,394.16	98.25	29,429.70	179.57	59.63	32.57	180.51	94.54	39,899.88
Disposals/ deductions	-	-	-	2,194.82	0.06	43.46	-	-	-	2,238.34
As at March 31, 2022	3,155.38	19,133.90	12,580.32	1,68,337.55	3,883.97	884.35	831.74	1,148.73	817.86	2,10,773.80
As at April 1, 2022	3,155.38	19,133.90	12,580.32	1,68,337.55	3,883.97	884.35	831.74	1,148.73	817.86	2,10,773.80
Additions @	-	6,407.19	2,949.97	29,748.16	1,854.64	285.57	31.15	409.04	38.03	41,723.75
Disposals/ deductions	-	-	62.16	223.43	16.62	187.63	-	-	23.78	513.62
As at March 31, 2023	3,155.38	25,541.09	15,468.13	1,97,862.28	5,721.99	982.29	862.89	1,557.77	832.11	2,51,983.93
Depreciation										
As at April 1, 2021	-	1,587.56	983.80	45,241.44	1,540.30	180.03	239.45	590.76	330.98	50,694.32
Charge for the year (Refer Note 6(A))	-	509.20	298.25	15,177.80	397.48	113.09	139.09	120.81	75.83	16,831.55
Disposals/ deductions	-	-	-	348.52	0.05	33.61	-	-	-	382.18
As at March 31, 2022	-	2,096.76	1,282.05	60,070.72	1,937.73	259.51	378.54	711.57	406.81	67,143.69
As at April 1, 2022	-	2,096.76	1,282.05	60,070.72	1,937.73	259.51	378.54	711.57	406.81	67,143.69
Charge for the year (Refer Note 6(A))	-	639.82	294.64	17,681.89	387.87	112.67	143.83	179.41	69.59	19,509.72
Disposals/ deductions	-	-	12.44	180.88	15.79	144.00	-	-	21.59	374.70
As at March 31, 2023	-	2,736.58	1,564.25	77,571.73	2,309.81	228.18	522.37	890.98	454.81	86,278.71
Net Block										
As at March 31, 2022	3,155.38	17,037.14	11,298.27	1,08,266.83	1,946.24	624.84	453.20	437.16	411.05	1,43,630.11
As at March 31, 2023	3,155.38	22,804.51	13,903.88	1,20,290.55	3,412.18	754.11	340.52	666.79	377.30	1,65,705.22

@ An amount of ₹ 1,921.68 lakhs (March 31, 2022 : ₹ 1,408.29 lakhs) included in plant and machinery is towards expenses incurred on Trial run.

- i) For lien / charge against property, plant and equipment, Refer note 18.2
- ii) The title deeds of immovable properties (other than properties where the Group is the lessee and the lease agreements are duly executed in favour of the lessee) are held in the name of the Group except two (2) number of immovable properties as indicated in the below mentioned case as at March 31, 2023.

Description of Property	Gross carrying value	Held in name of	Whether promoter, director or their relative or employee	Period held – indicate range, where appropriate	Reason for not being held in the name of Company
One Property held at Jamshedpur	1,131.60	GVR Developers	No	31.03.2023	Registration of the property is under process
Office Building	233.17	Globe Forex & Travels Ltd.	No	02.12.2011	The name of the Company has been changed from Globe Forex & Travels Ltd. to Globe All India Services Ltd. w.e.f. November 17, 2020

iii) Refer Note 35B for disclosure of contractual commitments for acquisition of property, plant and equipment.

**Notes to the Consolidated financial statements**

as at and for the year ended March 31, 2023

(All amounts in INR Lakhs, unless otherwise stated)

4 (a). Capital work-in-progress

	Capital work-in-progress	Total
Cost		
As at April 1, 2021	27,563.37	27,563.37
Additions	10,425.89	10,425.89
Capitalised to Property, plant and equipment	25,042.44	25,042.44
As at March 31, 2022	12,946.82	12,946.82
As at April 1, 2022	12,946.82	12,946.82
Additions	20,448.67	20,448.67
Capitalised to Property, plant and equipment	24,328.45	24,328.45
As at March 31, 2023	9,067.04	9,067.04
As at March 31, 2022	12,946.82	12,946.82
As at March 31, 2023	9,067.04	9,067.04

Capital work in progress (CWIP) Ageing Schedule

Particulars	Amount in CWIP as on March 31, 2023				Total
	Less than 1 year	1-2 years	2-3 years	More than 3 years	
Projects in progress	7,695.95	512.45	380.99	477.65	9,067.04
Projects temporarily suspended	-	-	-	-	-
Total	7,695.95	512.45	380.99	477.65	9,067.04

Capital work in progress (CWIP) Ageing Schedule

Particulars	Amount in CWIP as on March 31, 2022				Total
	Less than 1 year	1-2 years	2-3 years	More than 3 years	
Projects in progress	7,101.50	4,427.35	741.29	676.68	12,946.82
Projects temporarily suspended	-	-	-	-	-
Total	7,101.50	4,427.35	741.29	676.68	12,946.82

i) Details of expenditure on New / Expansion projects pending allocation and included in Capital work in progress

	For the year ended March 31, 2023	For the year ended March 31, 2022
Salaries, Wages & Allowances	331.77	684.94
Interest / Bank Charges	924.72	1,245.68
Miscellaneous Expenses	9.07	131.28
Travelling Expenses	10.35	11.29
Professional Fees / Consultancy	33.20	54.38
Total	1,309.11	2,127.57
Add: Balance brought forward from previous year	2,107.06	5,230.45
	3,416.17	7,358.02
Less: Transfer / Allocated to Property, Plant and equipment during the year	2,249.86	5,250.96
Balance pending allocation included in CWIP	1,166.31	2,107.06

Notes to the Consolidated financial statements

as at and for the year ended March 31, 2023

(All amounts in INR Lakhs, unless otherwise stated)

5. Intangible assets

	Computer Software	Online Portal Website Development	Total
Cost			
As at April 1, 2021	501.55	14.50	516.05
Additions	60.08	-	60.08
Disposals/ deductions	-	-	-
As at March 31, 2022	561.63	14.50	576.13
As at April 1, 2022	561.63	14.50	576.13
Additions	30.35	12.88	43.23
Disposals/ deductions	-	-	-
As at March 31, 2023	591.98	27.38	619.36
Amortization			
As at April 1, 2021	414.75	12.22	426.97
Charge for the year (Refer Note 6(A))	22.56	1.31	23.87
Disposals/ deductions	-	-	-
As at March 31, 2022	437.31	13.53	450.84
As at April 1, 2022	437.31	13.53	450.84
Charge for the year (Refer Note 6(A))	64.07	0.06	64.13
Disposals/ deductions	-	-	-
As at March 31, 2023	501.38	13.59	514.97
Net Block			
As at March 31, 2022	124.32	0.97	125.29
As at March 31, 2023	90.60	13.79	104.39

6. Right-of-use assets

	Office Premises	Plant & Machinery	Lease Hold Land	Total
Cost				
As at April 1, 2021	60.96	-	1,078.66	1,139.62
Additions	-	2,141.98	-	2,141.98
Disposals/ deductions	-	-	35.09	35.09
As at March 31, 2022	60.96	2,141.98	1,043.57	3,246.51
As at April 1, 2022	60.96	2,141.98	1,043.57	3,246.51
Additions	-	715.19	-	715.19
Disposals/ deductions	-	-	224.71	224.71
As at March 31, 2023	60.96	2,857.17	818.86	3,736.99
Depreciation				
As at April 1, 2021	44.36	-	69.76	114.12
Charge for the year (Refer Note 6(A))	11.52	32.68	35.70	79.90
Disposals/ deductions	-	-	10.26	10.26
As at March 31, 2022	55.88	32.68	95.20	183.76
As at April 1, 2022	55.88	32.68	95.20	183.76
Charge for the year (Refer Note 6(A))	2.65	557.99	29.48	590.12
Disposals/ deductions	-	-	-	-
As at March 31, 2023	58.53	590.67	124.68	773.88
Net Block				
As at March 31, 2022	5.08	2,109.30	948.36	3,062.75
As at March 31, 2023	2.43	2,266.50	694.18	2,963.11

**Notes to the Consolidated financial statements**

as at and for the year ended March 31, 2023

(All amounts in INR Lakhs, unless otherwise stated)

6 (A) Depreciation and amortization expenses

	For the year ended March 31, 2023	For the year ended March 31, 2022
Depreciation of Property, plant and equipment	19,509.72	16,831.55
Amortization of Intangible assets	64.13	23.87
Depreciation of Right-of-use assets	590.12	79.90
Total	20,163.97	16,935.32

7. Investments**7.(a) Investments (Non-current)****Investments (other body corporate)**

At fair value through other comprehensive income	Face Value per share	Number of shares		Amount	
		March 31, 2023	March 31, 2022	March 31, 2023	March 31, 2022
Unquoted equity instruments (fully paid)					
Adityapur Auto Cluster	1,000	1,050	1,050	10.50	10.50
				10.50	10.50
Aggregate value of unquoted investments				10.50	10.50

7. (b) Investments (Current)

Investments in Liquid Mutual funds measured at Fair value through profit and loss	NAV		Number of units		Amount	
	March 31, 2023	March 31, 2022	March 31, 2023	March 31, 2022	March 31, 2023	March 31, 2022
- Kotak Overnight Fund Growth (Regular)	-	1,130.786	-	4,86,387.243	-	5,500.00
					-	5,500.00

Additional Information:

a) Refer note 39 for information about fair value measurements.

8. Trade receivables

At amortised cost	Current	
	As at March 31, 2023	As at March 31, 2022
Unsecured		
Considered good	77,521.75	89,061.05
Trade Receivables which have significant increase in credit risk	49.27	274.27
Less: Impairment allowance (Allowance for bad and doubtful debts)	(49.27)	(274.27)
	77,521.75	89,061.05

Trade receivables Ageing Schedule

Particulars	Outstanding from due date of payment as on March 31, 2023						Total
	Not Due #	Upto 6 months	6 months - 1 year	1-2 years	2-3 years	More than 3 years	
Undisputed							
Considered good	59,133.93	16,661.00	351.21	649.31	390.25	336.05	77,521.75
Which have significant increase in credit risk	-	-	-	-	49.27	-	49.27
Credit impaired	-	-	-	-	-	-	-
Disputed							
Considered good	-	-	-	-	-	-	-
Which have significant increase in credit risk	-	-	-	-	-	-	-
Credit impaired	-	-	-	-	-	-	-
Sub-Total	59,133.93	16,661.00	351.21	649.31	439.52	336.05	77,571.02
Less: Loss allowance	-	-	-	-	(49.27)	-	(49.27)
Total	59,133.93	16,661.00	351.21	649.31	390.25	336.05	77,521.75

Notes to the Consolidated financial statements

(All amounts in INR Lakhs, unless otherwise stated)

as at and for the year ended March 31, 2023

Particulars	Outstanding from due date of payment as on March 31, 2022						Total
	Not Due #	Upto 6 months	6 months - 1 year	1-2 years	2-3 years	More than 3 years	
Undisputed							
Considered good	53,844.65	32,508.68	437.61	665.64	995.51	408.52	88,860.61
Which have significant increase in credit risk	-	-	-	201.85	55.21	17.21	274.27
Credit impaired	-	-	-	-	-	-	-
Disputed							
Considered good	-	-	16.07	94.68	47.03	42.66	200.44
Which have significant increase in credit risk	-	-	-	-	-	-	-
Credit impaired	-	-	-	-	-	-	-
Sub-Total	53,844.65	32,508.68	453.68	962.17	1,097.75	468.39	89,335.32
Less: Loss allowance	-	-	-	(201.85)	(55.21)	(17.21)	(274.27)
Total	53,844.65	32,508.68	453.68	760.32	1,042.54	451.18	89,061.05

Includes unbilled trade receivables March 31, 2023 : ₹ 1,537.41 lakhs (March 31, 2022 : ₹ 5,475.49 lakhs) towards supplementary invoicing.

8.1: Trade receivables are non-interest bearing and are generally received within 180 days.

8.2: The carrying amount of trade receivables may be affected by the changes in the credit risk of the counterparties as well as the currency risk as explained in refer note 40A.

8.3: No trade or other receivable are due from directors or other officers of the Group either severally or jointly with any other person. Nor any trade or other receivable are due from firms or private companies respectively in which any director is a partner, a director or a member.

8.4: For lien / charge against trade receivables, Refer note 18.2.

9. Loans

At amortised cost	Non-current		Current	
	As at March 31, 2023	As at March 31, 2022	As at March 31, 2023	As at March 31, 2022
Unsecured, considered good				
Loan to Employees	140.76	221.85	102.33	112.13
	140.76	221.85	102.33	112.13

9.1. Includes loans and advances due from officers of the Holding Company March 31, 2023: ₹ 136.34 lakhs (March 31, 2022 : ₹ 184.00 lakhs) also refer note 38

10. Other Financial Assets

(Unsecured, considered good)	Non-current		Current	
	As at March 31, 2023	As at March 31, 2022	As at March 31, 2023	As at March 31, 2022
Accrued Interest	-	-	107.19	96.65
Security deposits	1,711.36	1,316.59	201.08	11.59
Others @	269.78	39.65	520.78	2,730.08
At FVTPL				
Foreign - exchange forward contracts	-	-	-	132.56
	1,981.14	1,356.24	829.05	2,970.88

10.1. Refer note 39 for determination of fair value

10.2 @ i. The Holding Company during the year ended March 31, 2022 had sold certain items of Property, plant and equipment (PPE) to Rent Alpha Limited for a consideration of ₹ 2,375.58 lakhs (including goods and service tax). Rent Alpha Limited had subsequently leased back such items to the Company for fixed lease rentals.

ii. The Holding Company had given advances to Ramkrishna Forgings Limited Employee Welfare Trust ("the trust") which would be recovered from the trust on issue of the shares, under Ramkrishna Forgings Limited - Employee Stock Option Plan 2015 (RKFL ESOP Scheme 2015), to the employees in terms of the scheme. The amount of advance paid to Ramkrishna Forgings Trust as at March 31, 2023 is ₹ 64.51 lakhs (March 31, 2022: ₹ 184.51 lakhs). (refer note 16(d) and 38)

**Notes to the Consolidated financial statements**

as at and for the year ended March 31, 2023

(All amounts in INR Lakhs, unless otherwise stated)

11. Taxes

	Non-current	
	As at March 31, 2023	As at March 31, 2022
i) Deferred tax Liabilities (net)		
Deferred Tax Liabilities		
Property, Plant and Equipment and Intangible assets	13,327.98	12,523.56
Gross Deferred Tax Liabilities	13,327.98	12,523.56
Deferred Tax Assets		
Items allowable for tax purpose on payments/adjustment	395.86	411.41
MAT entitlement receivable	-	3,660.92
On others*	1,344.13	1,014.77
Gross Deferred Tax Assets	1,739.99	5,087.10
Deferred Tax Liabilities (Net)	11,587.99	7,436.46

- a. The Holding Company has not yet exercised the option permitted under Section 115BAA of the Income-tax Act, 1961 as introduced by the Taxation Laws (Amendment) Ordinance, 2019. However, the Holding Company expects to be in lower tax regime after financial year 2022-2023 and accordingly the Deferred Tax Liabilities (net) as at March 31, 2023 have been re-measured. Consequently, tax expense for year ended March 31, 2023 includes a credit of ₹ 495.41 lakhs (March 31, 2022: ₹ 2,307.41 lakhs) towards reversal of deferred tax liabilities.

* Includes deferred tax assets created on Government grants."

	Non-current	
	Year ended March 31, 2023	Year ended March 31, 2022
Reconciliation of deferred tax liabilities (net):		
Opening balance	7,436.46	6,539.32
Recognised during the year in Statement of Profit & Loss	491.16	(2,749.61)
Utilisation of MAT credit entitlement	3,660.92	3,450.28
Other items	(0.55)	196.47
Closing balance	11,587.99	7,436.46

	Non-current	
	As at March 31, 2023	As at March 31, 2022
ii) Deferred Tax Assets		
Items allowable for tax purpose on payments/adjustment	18.60	0.09
MAT entitlement receivable [Refer note (a) below]	-	29.50
Business loss including unabsorbed depreciation	60.39	280.22
Gross Deferred Tax Assets	78.99	309.81
Deferred Tax Liabilities		
Property, Plant and Equipment and Intangible assets	11.42	19.40
Gross Deferred Tax Liabilities	11.42	19.40
Deferred Tax Assets (Net)	67.57	290.41

- a) In view of profitability projections the Group is confident that there would be sufficient taxable income in future periods to utilize MAT credit entitlements.

	Non-current	
	Year ended March 31, 2023	Year ended March 31, 2022
Reconciliation of deferred tax assets (net):		
Opening balance	290.41	259.56
Recognised during the year in Statement of Profit & Loss	(226.50)	35.31
Others	3.66	(4.46)
Closing balance	67.57	290.41

Notes to the Consolidated financial statements

as at and for the year ended March 31, 2023

(All amounts in INR Lakhs, unless otherwise stated)

	Non-current	
	As at March 31, 2023	As at March 31, 2022
iii) Tax expenses		
a) Income-tax expense recognised in the statement of Profit and Loss		
Current tax		
Current tax on profits for the period	11,985.87	8,133.03
Tax adjustment for earlier year	(70.55)	169.23
Total current tax expense	11,915.32	8,302.26
Deferred Tax		
Origination and reversal of temporary differences	717.66	(2,784.92)
Total deferred tax expense	717.66	(2,784.92)
Income-tax expense reported in the Statement of Profit and Loss	12,632.98	5,517.34
b) Tax impact on Remeasurement of post employment defined benefit obligation	65.00	(20.08)
Total tax (expense) / benefit recognised in Other Comprehensive Income	65.00	(20.08)
c) Tax impact on Exchange difference on translation of foreign operations	(2.99)	(0.55)
Total tax expense recognised in Other Comprehensive Income	(2.99)	(0.55)
Tax expense recognised in OCI	62.01	(20.63)
d) Reconciliation of tax expense and the accounting profit multiplied by India's domestic tax rate for March 31, 2023 and March 31, 2022:		
Profit before income tax	37,443.82	25,320.03
Enacted Income tax rate in India applicable to the Holding Company	34.944%	34.944%
Expected income tax rate to be applicable on the Holding Company after financial year 2022-2023	25.168%	25.168%
Tax on Profit before tax @ 34.944%	13,084.37	8,847.83
Adjustments:		
Tax effect of amounts which are not deductible / (not taxable) in calculating taxable income:		
Items not deductible	164.26	277.19
Reversal of Deferred Tax due to change in Rate of Income Tax (refer note 11(i)(a))		
Reversal of opening deferred tax liability to the extent likely to be reversed when the holding company will be in lower tax regime @ 25.168%.	(495.41)	(2,307.41)
Impact of change in income tax rate on deferred tax liability (current year to the extent likely to be reversed when the holding company will be in lower tax regime @ 25.168%)	-	(1,473.07)
Tax adjustment for earlier year	(70.55)	169.23
Effect of lower tax rate in subsidiary	(47.11)	11.32
Other items	(2.58)	(7.75)
Total Income tax expense	12,632.98	5,517.34

12. Tax assets and liabilities

	Non-current	
	As at March 31, 2023	As at March 31, 2022
a) Non-current tax assets (net)		
Non-current tax assets	250.29	249.58
b) Current tax assets (net)		
Income Tax Refundable	322.42	239.16
c) Current tax liabilities (net)		
Provision for income tax (net of advance Income tax ₹ 6,460.81 lakhs) (March 31, 2022 : ₹ 4,468.06 lakhs) # #	1,826.36	215.34

Provision for income tax (net of advance Income tax ₹ 6,460.81 lakhs) (March 31, 2022 : ₹ 4,468.06 lakhs) # #

Subsequent to March 31, 2023 ₹ 1,400.00 lakhs has been paid on April 27, 2023.

**Notes to the Consolidated financial statements**

(All amounts in INR Lakhs, unless otherwise stated)

as at and for the year ended March 31, 2023

13. Other assets

(Unsecured, considered good)	Non-current		Current	
	As at March 31, 2023	As at March 31, 2022	As at March 31, 2023	As at March 31, 2022
a) Capital advances	4,092.71	4,701.33	-	-
b) Advance other than capital advances				
- Advance to suppliers / service provider *	-	-	2,756.92	2,193.54
- Advance to employees	-	-	89.45	63.56
c) Government Grant receivable	2,874.39	-	3,399.37	1,341.91
d) Export incentives receivable	-	-	285.41	974.20
e) Others				
- Prepaid expenses **	147.20	564.01	2,523.36	1,265.67
- Balance with Government Authorities***	96.72	51.43	1,788.56	2,174.00
	7,211.02	5,316.77	10,843.07	8,012.88

* Includes certain old aged advances to Airlines March 31, 2023: ₹ 248.00 lakhs (March 31, 2022: ₹ 304.93 lakhs) which the Group expects to realize shortly.

** Includes expenditure incurred towards Corporate Social Responsibility in excess of related obligation till year end (Also refer note 37)

*** Balances with Government Authorities primarily includes amounts realisable from the value added tax and customs authorities of India and the unutilised goods and service tax input credits on purchases. These are generally realised within one year or regularly utilised to offset the goods and service tax liability on goods sold by the Group.

14. Inventories

	As at March 31, 2023	As at March 31, 2022
(Valued at lower of cost and net realisable value)		
Raw Materials #	17,549.76	19,253.56
Work in Progress	39,456.92	26,840.61
Inventory of traded goods	0.62	2.76
Finished Goods #	14,194.04	11,469.67
Stores & spares (including packing materials) #	15,987.38	11,000.87
Forgings Scrap	3,600.15	2,396.70
Less: Provision for Slow Moving Inventory	(98.16)	(52.64)
Total	90,690.71	70,911.53

Includes goods-in-transit a) Finished Goods ₹ 4,092.75 lakhs (March 31, 2022: ₹ 1,874.30 lakhs); b) Raw Materials ₹ 17.72 lakhs (March 2022: ₹ 120.98 lakhs); c) Stores and Spares ₹ 144.01 lakhs (March 31, 2022: ₹ 100.44 lakhs)

For lien / charge against inventories, Refer note 18.2.

15.

	As at March 31, 2023	As at March 31, 2022
a) Cash and Cash Equivalents:		
i) Cash in hand	16.01	7.96
ii) Balances with banks		
- On Current Accounts	4,323.97	3,609.42
- Fixed deposits with original maturity of less than 3 months	112.61	-
Cash and Cash Equivalents	4,452.59	3,617.38
b) Other Bank Balances:		
- Earmarked balances (On unclaimed dividend accounts)	4.59	3.00
- Fixed deposits with original maturity of more than 3 months but less than 12 months	272.95	221.54
Other Bank Balances	277.54	224.54
Cash and Bank balances (a + b)	4,730.13	3,841.92

Notes to the Consolidated financial statements

(All amounts in INR Lakhs, unless otherwise stated)

as at and for the year ended March 31, 2023

15. c) Changes in liabilities arising from financing activities

Particulars	April 1, 2022	Cash Flows (Net)	On account of Ind AS 116	Others*	March 31, 2023
Current borrowings (excluding current maturities of long term borrowings (secured))	58,726.05	(20,676.19)		12.63	38,062.49
Non current borrowings (including current maturities of long term borrowings (secured))	1,00,385.58	(9,164.85)		1,449.30	92,670.03
Lease Liabilities (refer note 33)	2,714.18	(736.55)	629.44	-	2,607.07
Total liabilities from financing activities	1,61,825.81	(30,577.59)	629.44	1,461.93	1,33,339.59

Particulars	April 1, 2021	Cash Flows (Net)	On account of Ind AS 116	Others*	March 31, 2022
Current borrowings (excluding current maturities of long term borrowings (secured))	46,525.89	12,405.09	-	(204.93)	58,726.05
Non current borrowings (including current maturities of long term borrowings (secured))	76,333.35	24,281.29	-	(229.06)	1,00,385.58
Lease Liabilities (refer note 33)	418.28	(64.46)	2,360.36	-	2,714.18
Total liabilities from financing activities	1,23,277.52	36,621.92	2,360.36	(433.99)	1,61,825.81

* Represents the impact of foreign exchange reinstatement on foreign currency borrowing and changes in fair value of borrowing measured at amortised cost using the effective interest rate method as at March 31, 2023 and March 31, 2022.

16. Equity share capital

	Number of shares			
	As at March 31, 2023	As at March 31, 2022	As at March 31, 2023	As at March 31, 2022
Authorised capital (refer note 16c)				
Equity shares of ₹ 2/- each (March 31, 2023: ₹ 2/- each)	19,12,50,000	19,12,50,000	3,825.00	3,825.00
			3,825.00	3,825.00

a) Reconciliation of equity shares (authorised) outstanding at the beginning and at the end of the year

Equity Shares with voting rights	Number of shares			
	For the year ended March 31, 2023	For the year ended March 31, 2022	For the year ended March 31, 2023	For the year ended March 31, 2022
At the beginning of the year	19,12,50,000	3,32,50,000	3,825.00	3,325.00
Increased [in Annual General Meeting held on September 9, 2021]	-	50,00,000	-	500.00
Adjustment for Sub-Division of Equity Shares (refer note 16c)	-	15,30,00,000	-	-
At the end of the year	19,12,50,000	19,12,50,000	3,825.00	3,825.00

	Number of shares			
	For the year ended March 31, 2023	For the year ended March 31, 2022	For the year ended March 31, 2023	For the year ended March 31, 2022
Issued, subscribed and fully paid-up (refer note 16c)				
Equity shares of ₹ 2/- each (March 31, 2022: ₹ 2/- each)	15,98,89,535	15,98,89,535	3,197.79	3,197.79
			3,197.79	3,197.79

**Notes to the Consolidated financial statements**

(All amounts in INR Lakhs, unless otherwise stated)

as at and for the year ended March 31, 2023

b) Reconciliation of equity shares outstanding at the beginning and at the end of the year

Equity Shares with voting rights	Number of shares			
	For the year ended March 31, 2023	For the year ended March 31, 2022	For the year ended March 31, 2023	For the year ended March 31, 2022
At the beginning of the year	15,98,89,535	3,19,32,706	3,197.79	3,193.27
Buyback of shares (Refer note 16b)	-	-	-	-
ESOP exercised from previous allotment	-	45,201	-	4.52
Adjustment for Sub-Division of Equity Shares (refer note 16c)	-	12,79,11,628	-	-
At the end of the year	15,98,89,535	15,98,89,535	3,197.79	3,197.79

- c) Pursuant to the Special Resolution passed by the Shareholders of the Holding Company by way of Postal Ballot through electronic means, the Holding Company has sub-divided its equity share of face value ₹ 10/- (₹ Ten only) each fully paid up, into 5 (five) equity shares of face value ₹ 2/- (₹ Two only) each fully paid-up, effective from March 15, 2022. This has been considered for calculating weighted average number of equity shares for all periods presented, as per Ind AS 33-Earnings Per Share.
- d) The Holding Company had given advances to M/s. Ramkrishna Forgings Limited Employee Welfare Trust ("the trust") which would be recovered from the trust on issue of the shares, under Ramkrishna Forgings Limited - Employee Stock Option Plan 2015 (RKFL ESOP Scheme 2015), to the employees in terms of the scheme. The amount of advance paid to Ramkrishna Forgings Trust as at March 31, 2023 is ₹ 64.51 lakhs (March 31, 2022: ₹ 184.51 lakhs) which has been disclosed under 'Other Financial Assets - Others' (refer note 10 and 38)

e) Terms/ rights attached to equity shares

The holding company has only one class of equity shares having par value of ₹ 2/- per share (March 31, 2022: ₹ 2/- each). Each holder of equity shares is entitled to one vote per share. The holding company declares and pays dividends in Indian rupees. The dividend proposed by the Board of Directors is subject to the approval of the shareholders in the ensuing Annual General Meeting. In the event of liquidation of the holding company, the holders of equity shares will be entitled to receive remaining assets of the company, after distribution of all preferential amounts. The distribution will be in proportion to the number of equity shares held by the shareholders.

- f) The Holding Company being ultimate holding company, there are no shares held by any other holding, ultimate holding company and their subsidiaries / associates. Details of shareholders holding more than 5% shares in the Company is given as below:

Equity Share of ₹ 2/- (March 31, 2022 : ₹ 2/-) each issued, subscribed and fully paid

Shareholders holding more than 5% equity shares for the FY 2022-2023 in the Company is given as below.:

Name	No. of Share at the beginning of the year	Change during the year	No. of Share at the end of the year	% of Total Shares
Riddhi Portfolio Pvt. Ltd.	3,78,76,229	5,100	3,78,81,329	23.69
Eastern Credit Capital Pvt. Ltd.	2,16,11,651	-	2,16,11,651	13.52
Aditya Birla Sun Life Trustee Private Limited A/c	85,82,420	(40,11,866)	45,70,554	2.86

Shareholders holding more than 5% equity shares for the FY 2021-2022 in the Holding Company is given as below :

Name	No. of Share at the beginning of the year	Change during the year (Face value ₹ 10/- per share)	Change during the year (Face value ₹ 2/- per share)	Adjustment for sub-division (refer note 16c)	No. of Share at the end of the year (Face value ₹ 2/- per share)	% of Total Shares
Riddhi Portfolio Pvt. Ltd.	74,92,724	64,500	90,109	3,02,28,896	3,78,76,229	23.69
Eastern Credit Capital Pvt. Ltd.*	56,18,500	(12,80,849)	-	1,72,74,000	2,16,11,651	13.52
Aditya Birla Sun Life Trustee Private Limited A/c	13,39,351	3,77,133	-	68,65,936	85,82,420	5.37

- g) The Holding Company during the preceding 5 years -

i. has not allotted shares pursuant to contracts without payment received in cash.

Notes to the Consolidated financial statements

(All amounts in INR Lakhs, unless otherwise stated)

as at and for the year ended March 31, 2023

- ii. has not allotted shares as fully paid up by way of bonus shares
- iii. has bought back 674993 Nos. of equity shares in financial year 2020-2021
- h) There are no calls unpaid by Directors / Officers of the Group.
- i) The Holding Company has not converted any securities into equity shares / preference shares during the above financial years.
- j) The Holding Company has not forfeited any shares during the above financial years.
- k) Disclosure of shareholding of promoters (Face value ₹ 2/- per share)

Shares held by promoters at the end of the year 2022-2023

Name	No. of Share at the beginning of the year	Change during the year	No. of Share at the end of the year	% of Total Shares	% change during the year
Riddhi Portfolio Pvt. Ltd.	3,78,76,229	5,100	3,78,81,329	23.69	0.01
Eastern Credit Capital Pvt. Ltd.	2,16,11,651	-	2,16,11,651	13.52	-
Ramkrishna Rail and Infrastructure Limited	65,00,000	-	65,00,000	4.07	-
Chaitanya Jalan	1,67,900	28,80,000	30,47,900	1.91	1,715.31
Rashmi Jalan	20,93,750	100	20,93,850	1.31	0.00
Naresh Jalan	14,53,750	55,900	15,09,650	0.94	3.85
Naresh Jalan HUF	13,43,750	-	13,43,750	0.84	-
Mahabir Prasad Jalan	22,80,000	(22,80,000)	-	-	(100.00)
Mahabir Prasad Jalan HUF	6,00,000	(6,00,000)	-	-	(100.00)

Shares held by promoters at the end of the year 2021-2022 :

Name	No. of Share at the beginning of the year	Change during the year (Face value ₹ 10/- per share)	Change during the year (Face value ₹ 2/- per share)	Adjustment for sub-division (refer note 16c)	No. of Share at the end of the year (Face value ₹ 2/- per share)	% of Total Shares	% change during the year
Riddhi Portfolio Pvt. Ltd.	74,92,724	64,500	90,109	3,02,28,896	3,78,76,229	23.69	1.10
Eastern Credit Capital Pvt. Ltd.*	56,18,500	(12,80,849)	-	1,72,74,000	2,16,11,651	13.52	(23.07)
Ramkrishna Rail and Infrastructure Limited*	-	13,00,000	-	52,00,000	65,00,000	4.07	100.00
Mahabir Prasad Jalan	4,56,000	-	-	18,24,000	22,80,000	1.43	-
Rashmi Jalan	4,18,750	-	-	16,75,000	20,93,750	1.31	-
Naresh Jalan	2,85,750	5,000	-	11,63,000	14,53,750	0.91	1.75
Naresh Jalan HUF	2,68,750	-	-	10,75,000	13,43,750	0.84	-
Mahabir Prasad Jalan HUF	1,20,000	-	-	4,80,000	6,00,000	0.38	-
Chaitanya Jalan	17,420	16,000	800	1,33,680	1,67,900	0.11	92.77

*During the Financial Year 2021-2022, 13,00,000 Equity Shares of ₹ 10/- each was transferred from Eastern Credit Capital Private Limited to Ramkrishna Rail & Infrastructure Limited pursuant to a composite scheme of arrangement in the matter of amalgamation sanctioned by Hon'ble National Company Law Tribunal, Kolkata.

17. Other equity

	As at March 31, 2023	As at March 31, 2022
A. Reserves and Surplus		
Capital reserves (Refer note a)	3,546.01	3,546.01
Securities Premium Account (Refer note b)	37,017.33	37,017.33
General reserve (Refer note c)	5,110.81	4,610.81
Employee's Stock Options Outstanding Account (Refer note d)	748.73	748.73
Capital redemption reserve (Refer note e)	67.50	67.50

**Notes to the Consolidated financial statements**

as at and for the year ended March 31, 2023

(All amounts in INR Lakhs, unless otherwise stated)

	As at March 31, 2023	As at March 31, 2022
Money received against Share Warrants (Refer note f)	2,357.50	-
Retained earnings (Refer note g)	80,116.42	58,615.46
B. Other Reserve		
Foreign Currency Translation Reserve (Refer note h)	14.23	34.92
Total	1,28,978.53	1,04,640.76

a) Capital Reserve

This reserve had been created on account of capital subsidy received in the form of sales tax refund under Jharkhand Industrial Policy, 2001 and on account of forfeiture of share warrants money.

	As at March 31, 2023	As at March 31, 2022
Opening balance	3,546.01	3,546.01
Add: Changes during the year	-	-
Closing Balance	3,546.01	3,546.01

b) Securities Premium Reserve

Securities Premium Account is used to record the premium on issue of shares. The same is utilised in accordance with the provisions of the Companies Act, 2013.

	As at March 31, 2023	As at March 31, 2022
Opening balance	37,017.33	36,841.05
Securities premium on ESOP exercised during the year	-	176.28
Closing Balance	37,017.33	37,017.33

c) General reserve

Under the erstwhile Companies Act 1956, general reserve was created through an annual transfer of net profit at a specified percentage in accordance with applicable regulations. Consequent to introduction of Companies Act 2013, the requirement to mandatorily transfer a specified percentage of the net profit to general reserve has been withdrawn though the Group may transfer such percentage of its profits for the financial year as it may consider appropriate. Declaration of dividend out of such reserve shall not be made except in accordance with rules prescribed in this behalf under the Act.

	As at March 31, 2023	As at March 31, 2022
Opening balance	4,610.81	4,110.81
Add: Amount transferred from Retained earnings	500.00	500.00
Closing Balance	5,110.81	4,610.81

d) Employee's Stock Options Outstanding Reserve (ESOP)

Employee's Stock Options Outstanding is a stock option guaranteed to specified employees of the Holding Company. It offers option's holder the right but not an obligation to purchase shares of the Company on fulfilment of conditions mentioned in ESOP scheme at the price decided at the time of grant of options (refer note 32).

	As at March 31, 2023	As at March 31, 2022
Opening balance	748.73	717.87
Add: Charge for the year (Refer note 28)	-	30.86
Closing Balance	748.73	748.73

e) Capital redemption reserve (CRR)

Represents the nominal value of Equity shares bought back pursuant to Buyback in accordance with Section 69 of the Companies Act, 2013.

Notes to the Consolidated financial statements

(All amounts in INR Lakhs, unless otherwise stated)

as at and for the year ended March 31, 2023

	As at March 31, 2023	As at March 31, 2022
Opening balance	67.50	67.50
Closing Balance	67.50	67.50

f) Money received against Share Warrants

	As at March 31, 2023	As at March 31, 2022
Represents financial instruments which give the holder the right to acquire equity shares.		
Opening balance	-	-
Add: Money received against Share Warrants	2,357.50	-
Closing Balance	2,357.50	-

On October 26, 2022, the Holding Company has allotted 46,00,000 warrants, each convertible into one equity share, on preferential basis at an issue price of ₹ 205/- each, upon receipt of 25% of the issue price (i.e. ₹ 51.25 per warrant) as warrant subscription money amounting to ₹ 2,357.50 Lakhs. Balance 75% of the issue price (i.e. ₹ 153.75 per warrant) amounting to ₹ 7,072.50 Lakhs shall be payable within 18 months from the allotment date, at the time of exercising the option to apply for fully paid-up equity share of ₹ 2/- each of the Holding Company, against each warrant held by the warrant holder. During the year, the amount raised, as aforesaid has been fully utilised for the purposes for which the funds were raised.

The Holding Company, during the year, has complied with provisions of sections 62 and 42 of the Companies Act, 2013 in respect of preferential issue of warrants, which is convertible into equity shares within 18 months from the date of allotment of the warrants. The funds raised by way of allotment money of warrants have been used for the purposes for which the funds were raised. The Holding Company has not made any preferential allotment of shares /fully or partially or optionally convertible debentures during the year.

g) Retained earnings

Retained Earnings are the profits and gains that the Group has earned till date, less any transfer to general reserve, dividends or other distributions paid to shareholders.

	As at March 31, 2023	As at March 31, 2022
Balance at the beginning of the year	58,615.46	39,749.71
Add: Profit for the year	24,810.84	19,802.69
Add: Other Comprehensive Income for the year (net of tax)	(91.76)	42.73
	83,334.54	59,595.13
Less: Transfer to General Reserve	(500.00)	(500.00)
Less: Dividend (refer note 43)	(2,718.12)	(479.67)
	80,116.42	58,615.46

h) Foreign Currency Translation Reserve

Exchange differences arising from translation of foreign operations are recognised in other comprehensive income and accumulated in a separate reserve within equity. The cumulative amount is reclassified to profit or loss on disposal of the net investment.

	As at March 31, 2023	As at March 31, 2022
Opening balance	34.92	32.28
Add: Arisen during the year	(20.69)	2.64
Closing Balance	14.23	34.92

**Notes to the Consolidated financial statements**

as at and for the year ended March 31, 2023

(All amounts in INR Lakhs, unless otherwise stated)

18. Borrowings

At amortised cost	Non-current	
	As at March 31, 2023	As at March 31, 2022
Secured		
Term Loans From banks		
- Rupee loans	55,305.63	53,931.25
- Foreign currency loans	11,057.23	19,197.48
- Auto car loan	144.20	205.37
Term Loans From financial institutions		
- Non-Convertible Debentures	5,431.87	5,412.86
- Rupee loans	20,731.10	21,638.62
Total	92,670.03	1,00,385.58
Less: Current maturities of long term borrowings (Secured)	16,911.53	13,478.52
Total	75,758.50	86,907.06

At amortised cost	Current	
	As at March 31, 2023	As at March 31, 2022
Working Capital facilities:		
Secured		
Repayable on demand :		
From banks		
- Cash Credit	1,009.41	798.10
- Working Capital Demand / Short Term Loans / FCNR	4,671.28	25,481.61
- Packing Credit	20,789.33	5,788.80
From financial institutions		
- Bill discounting	10,485.92	15,371.21
Unsecured		
Repayable on demand :		
From banks		
- Working Capital Demand / Short Term Loans	-	9,600.00
- Bill discounting	-	1,686.33
- Packing Credit	556.19	-
- Suppliers Credit	550.36	-
Current maturities of long-term borrowings (Secured)	16,911.53	13,478.52
	54,974.02	72,204.57

18.1. The Group's bank loan agreements contain compliance with certain financial ratios as at and for the year ended March 31, 2023 and March 31, 2022. The Group has satisfied all the debt covenants prescribed in the terms of the bank loan for the year ended March 31, 2023. These debt covenants which were not met as at and for the year ended March 31, 2022 in respect of one bank has been waived by the Bank. Accordingly no adjustment was made in the financial statements as at and for the year ended March 31, 2023 as regards to classification of such loans and they were classified as current / non current as per the original terms of the loan agreement.

18.2. The Group has taken borrowings in domestic and foreign currencies towards funding of its capital expenditure, working capital requirements, long term working capital and general corporate purpose. The borrowings comprise funding arrangements with various banks and financial institutions. The Group's total borrowings and a summary of security provided by the Group are as follows -

	As at March 31, 2023	As at March 31, 2022
Secured long term borrowings	92,670.03	1,00,385.58
Secured short term borrowings	36,955.94	47,439.72
Unsecured short term borrowings	1,106.55	11,286.33
Total borrowings	1,30,732.52	1,59,111.63

Notes to the Consolidated financial statements

as at and for the year ended March 31, 2023

(All amounts in INR Lakhs, unless otherwise stated)

Facility Category	Security Details	Payment frequency	As at March 31, 2023	As at March 31, 2022
Rupee Loans [#]	Primary Security: Term loans (except those which are having exclusive charge) are secured by way of first pari-passu charge over all immovable and moveable fixed assets, both present and future, of the Holding Company excluding those assets for which there is an exclusive charge of other lenders and subject to charges of the Holding Company's bankers created / to be created in their favour for working capital loans.	Repayable in balance 231 quarterly instalments	56,025.65	53,910.54
Foreign currency loans [*]	Collateral Security: It is further secured by the second charge on the current assets of the Holding Company, both present and future, excluding receivables discounted by any other bank and exclusively charged to discounting lender.		8,491.43	7,716.60
Rupee Loans		Fully Repaid	-	1,797.96
Rupee Loans	Secured by way of first pari-passu charge over all immovable and moveable fixed assets, both present and future, of the Holding Company excluding those assets for which there is an exclusive charge of other lenders.	Repayable in balance 13 quarterly instalments	947.75	874.68
Rupee Loans	Term loans (except those which are having exclusive charge) are secured by way of first pari-passu charge over all immovable and moveable fixed assets, both present and future, of the Holding Company excluding those assets for which there is an exclusive charge of other lenders and subject to charges of the Holding Company's lenders created / to be created in their favour for working capital loans. It is also secured by exclusive charge on the office building at 72, Shakespeare Sarani, Kolkata-700017. Collateral Security: It is further secured by the second charge on the current assets of the Holding Company, both present and future and excluding receivables discounted by any other bank and exclusively charged to discounting lender.	Repayable in balance 24 quarterly instalments	4,178.93	2,989.04
Rupee Loans	Exclusive charge on the office property at 23 Circus Avenue, Kolkata -17 acquired out of the Rupee Loans facility.	Repayable in balance 22 quarterly instalments	2,588.24	3,058.82
Foreign Currency Term Loan	Term Loan is secured by the exclusive first charge on the 125 MN Front Axles, Crankshafts, and Stub Axle (four at a time) Forging Press Line imported from SMS Meer,Gmbh.	Repayable in balance 3 half yearly instalments	2,565.80	3,997.91
Rupee Loans	First and Exclusive charge on the assets acquired out of the rupee term loan facility.	Repayable in balance 12 quarterly instalments	1,374.32	1,788.63
Non-Convertible Debentures	Primary Security: Term loans (except those which are having exclusive charge) are secured by way of first pari-passu charge over all immovable and moveable fixed assets, both present and future, of the Holding Company excluding those assets for which there is an exclusive charge of other lenders and subject to charges of the Holding Company's bankers created / to be created in their favour for working capital loans. Collateral Security: It is further secured by the second charge on the current assets of the Holding Company, both present and future, excluding trade receivables discounted by any with-recourse' financing	Repayable in balance 9 half yearly instalments starting June 15, 2023 and ending on June 15, 2027	5,431.87	5,412.86

**Notes to the Consolidated financial statements**

as at and for the year ended March 31, 2023

(All amounts in INR Lakhs, unless otherwise stated)

Facility Category	Security Details	Payment frequency	As at March 31, 2023	As at March 31, 2022
Rupee Loans	Primary Security: Term loans (except those which are having exclusive charge) are secured by way of first pari-passu charge over all immovable and moveable fixed assets, both present and future, of the Holding Company excluding those assets for which there is an exclusive charge of other lenders and subject to charges of the Holding Company's bankers created / to be created in their favour for working capital loans.	Repayable in balance 20 quarterly instalments starting from June,2024	9,956.77	9,949.99
Working Capital Term Loans	Working capital Term loans from banks are secured by second pari-passu charge on current assets of the Subsidiary Company, both present and future, subject to prior charges in favour of banks created/ to be created in respect of any existing / future financial assistance / accommodation which has been/may be obtained by the Subsidiary Company. Collateral Security : Working Capital from Axis Bank Limited is further secured by equitable mortgage of free hold property at 8, Ho-Chi-Minh Sarani, Kolkata - 700071.	Repayable in balance 84 monthly instalments.	965.07	1,200.21
Rupee Loans	Secured by Subservient charge on the current assets of the Holding Company	Fully Repaid	-	7,482.97
Auto Loans	Secured by the exclusive first charge on the asset financed by the banks.	Repayable in balance 101 monthly instalments	144.20	205.37
Cash Credit	Working capital loans from banks are secured by first pari-passu charge on current assets of the Holding Company, both present and future ,excluding receivables discounted by any other bank and exclusively charged to discounting lender, subject to prior charges in favour of banks created/ to be created in respect of any existing / future financial assistance / accommodation which has been/may be obtained by the Holding Company.	On demand	1,009.41	798.10
Working Capital Demand Loan / Short term Loan		On demand	4,671.28	22,762.39
Packing Credit Loan in INR.		On demand	20,789.33	5,788.80
FCNR	Second pari-passu charge over all immovable and moveable fixed assets ,both present and future, of the Holding Company excluding assets which are exclusively charged to other lenders. Working Capital from Axis Bank Limited its further secured by equitable mortgage of free hold property at 8, Ho-Chi-Minh Sarani, Kolkata - 700071.	On demand-(Fully Repaid)	-	2,719.22
Tata Capital Bill Discounting	Exclusive charge on the discounted bills of Tata Motors	On demand	10,485.92	15,371.21
Unsecured Bill Discounting	Unsecured	On demand-(Fully Repaid)	-	1,686.33
Working Capital Demand / Short Term Loans/Packing Credit Loan in INR.	Unsecured	On demand	556.19	9,600.00
Suppliers Credit	Unsecured	On Maturity date	550.36	-
Total			1,30,732.52	1,59,111.63

* Consists of suppliers line of credit which is a part of term loan facilities extended by the banks.

Part of the loan has been prepaid in the current financial year.

Notes to the Consolidated financial statements

(All amounts in INR Lakhs, unless otherwise stated)

as at and for the year ended March 31, 2023

18.3. Terms of repayment of total borrowings outstanding as of March 31, 2023 are provided below:

Name	Range of Effective Interest Rate (%) p.a.	<=1 year	1-3 years	3-5 Years	> 5 Years	Total
Rupee Loan	8.40 - 11.05	13,801.26	37,240.33	24,021.07	8,986.53	84,049.19
Auto Loan	7.20 - 9.10	60.06	82.06	2.08	-	144.20
Foreign Currency Term Loan	6M Euribor+1.25 (presently 4.19)	1,728.47	864.23	-	-	2,592.70
Non-Convertible Debentures	10.12	1,222.22	2,444.44	1,833.33	-	5,499.99
Working Capital Demand Loan/ Term Loan	7.50-9.25	298.60	436.66	229.81	-	965.07
Cash Credit	9.60-11.00	1,009.41	-	-	-	1,009.41
Working Capital Demand Loan/ Short term Loan	4.39- 9.95	4,671.28	-	-	-	4,671.28
Packing Credit in INR *	5.35- 5.75	20,789.33	-	-	-	20,789.33
Tata Capital Bill Discounting	-	10,485.92	-	-	-	10,485.92
Unsecured Loan - Short Term Loan	5.65	556.19	-	-	-	556.19
Unsecured Loan - Suppliers Credit	5.70-6.21	550.36	-	-	-	550.36
		55,173.10	41,067.72	26,086.29	8,986.53	1,31,313.64

The above maturity is based on the total principal outstanding gross of the processing fees and charges of ₹ 581.12 lakhs (March 31, 2022: ₹ 922.43 lakhs)

* Exclusive of interest subvention of 2%

18.4. The Group has obtained secured short term loan from banks wherein the quarterly returns for current assets including inventory, trade receivables and creditors are to be filed. The quarterly returns as filed with banks are in agreement with books except below:

Quarter	Name of Bank	Particulars of Securities provided	Amount as per books of accounts	Amount as reported in the quarterly return / statement	Amount of difference	Reason for material discrepancies
December 31, 2022	State Bank of India, IDBI Bank Limited, DBS bank India Limited, DCB Bank Limited, ICICI Bank Limited, Standard Chartered Bank, Axis Bank Limited, IndusInd Bank Limited, Kotak Mahindra Bank, HDFC Bank Limited, IDFC First Bank Limited, Canara Bank	Trade Receivables	76,673.81	76,713.85	(40.04)	The discrepancy is on account of the details being submitted on the basis of provisional books/ financial statements. Adjustments pertaining to cut offs, forex restatements, Bill discounting (with recourse), etc are done only on finalization of books of accounts/ financial statements.
September 30, 2022	State Bank of India, IDBI Bank Limited, DBS bank India Limited, DCB Bank Limited, ICICI Bank Limited, Standard Chartered Bank, Ratnakar Bank Limited, Axis Bank Limited, IndusInd Bank Limited, Qatar National Bank, Kotak Mahindra Bank, HDFC Bank Limited, IDFC First Bank Limited, Indian Bank	Trade Receivables	73,831.65	73,509.00	322.65	The discrepancy is on account of the details being submitted on the basis of provisional books/ financial statements. Adjustments pertaining to cut offs, forex restatements, Bill discounting (with recourse), etc are done only on finalization of books of accounts/ financial statements.

**Notes to the Consolidated financial statements**

(All amounts in INR Lakhs, unless otherwise stated)

as at and for the year ended March 31, 2023

Quarter	Name of Bank	Particulars of Securities provided	Amount as per books of accounts	Amount as reported in the quarterly return / statement	Amount of difference	Reason for material discrepancies
March 31, 2022	State Bank of India, IDBI Bank Limited, DBS bank India Limited, DCB Bank Limited, ICICI Bank Limited, Standard Chartered Bank, RBL Bank Limited, Axis Bank Limited, IndusInd Bank Limited, Qatar National Bank, Kotak Mahindra Bank, HDFC Bank Limited, IDFC bank Limited, Indian Bank, Bandhan Bank	Inventory	68,267.02	66,696.00	1,571.02	The discrepancy is on account of the details being submitted on the basis of provisional books / financial statements. Adjustments pertaining to Goods In transit, overhead allocation on work in progress and finished goods, etc are done only on finalization of books of accounts / financial statements.
		Trade Receivables	87,780.64	74,466.00	13,314.64	The discrepancy is on account of the details being submitted on the basis of provisional books / financial statements. Adjustments pertaining to cut offs, forex restatements, Bill discounting (with recourse), etc are done only on finalization of books of accounts / financial statements.
		LC Acceptances	22,989.77	21,799.00	1,190.77	The discrepancy is on account of the details being submitted on the basis of provisional books / financial statements.
December 31, 2021	State Bank of India, IDBI Bank Limited, DBS bank India Limited, DCB Bank Limited, ICICI Bank Limited, Standard Chartered Bank, RBL Bank Limited, Axis Bank Limited, IndusInd Bank Limited, Qatar National Bank, Kotak Mahindra Bank, HDFC Bank Limited, IDFC bank Limited, Indian Bank, Bandhan Bank	Inventory	61,186.98	61,568.00	(381.02)	The discrepancy is on account of the details being submitted on the basis of provisional books / financial statements. Adjustments pertaining to Goods In transit, overhead allocation on work in progress and finished goods, etc are done only on finalization of books of accounts / financial statements.
		Trade Receivables	79,595.60	63,929.00	15,666.60	The discrepancy is on account of the details being submitted on the basis of provisional books / financial statements. Adjustments pertaining to cut offs, forex restatements, Bill discounting (with recourse), etc are done only on finalization of books of accounts / financial statements.
		LC Acceptances	23,894.98	23,985.00	(90.02)	The discrepancy is on account of the details being submitted on the basis of provisional books / financial statements.

Notes to the Consolidated financial statements

(All amounts in INR Lakhs, unless otherwise stated)

as at and for the year ended March 31, 2023

Quarter	Name of Bank	Particulars of Securities provided	Amount as per books of accounts	Amount as reported in the quarterly return / statement	Amount of difference	Reason for material discrepancies
September 30, 2021	State Bank of India, IDBI Bank Limited, DBS bank India Limited, DCB Bank Limited, ICICI Bank Limited, Standard Chartered Bank, RBL Bank Limited, Axis Bank Limited, IndusInd Bank Limited, Qatar National Bank, Kotak Mahindra Bank, HDFC Bank Limited, IDFC bank Limited, Indian Bank, Bandhan Bank	Inventory	60,479.81	60,837.00	(357.19)	The discrepancy is on account of the details being submitted on the basis of provisional books / financial statements. Adjustments pertaining to Goods In transit, overhead allocation on work in progress and finished goods, etc are done only on finalization of books of accounts / financial statements.
		Trade Receivables	70,010.33	56,576.00	13,434.33	The discrepancy is on account of the details being submitted on the basis of provisional books / financial statements. Adjustments pertaining to cut offs, forex restatements, Bill discounting (with recourse), etc are done only on finalization of books of accounts / financial statements.
		LC Acceptances	20,661.25	22,661.00	(1,999.75)	The discrepancy is on account of the details being submitted on the basis of provisional books / financial statements.
June 30, 2021	State Bank of India, IDBI Bank Limited, DBS bank India Limited, DCB Bank Limited, ICICI Bank Limited, Standard Chartered Bank, RBL Bank Limited, Axis Bank Limited, IndusInd Bank Limited, Qatar National Bank, Kotak Mahindra Bank, HDFC Bank Limited, IDFC bank Limited, Indian Bank, Bandhan Bank	Inventory	55,089.37	53,794.00	1,295.37	The discrepancy is on account of the details being submitted on the basis of provisional books / financial statements. Adjustments pertaining to Goods In transit, overhead allocation on work in progress and finished goods, etc are done only on finalization of books of accounts / financial statements.
		Trade Receivables	51,477.98	52,493.00	(1,015.02)	The discrepancy is on account of the details being submitted on the basis of provisional books / financial statements. Adjustments pertaining to cut offs, forex restatements, Bill discounting (with recourse), etc are done only on finalization of books of accounts / financial statements.
		LC Acceptances	20,392.14	23,392.00	(2,999.86)	The discrepancy is on account of the details being submitted on the basis of provisional books / financial statements.

The Company do not have sanctioned working capital limits from financial institutions during the year.

**Notes to the Consolidated financial statements**

(All amounts in INR Lakhs, unless otherwise stated)

as at and for the year ended March 31, 2023

18.5. Term loans were applied for the purpose for which the loans were obtained except term loans of ₹ Nil for the year ended March 31, 2023 (₹ 7,500.00 lakhs for the year ended March 31, 2022) which were raised towards the end of the previous year and which were temporarily parked in liquid funds including cash and cash equivalents pending utilisation for the purpose for which it was disbursed. (refer note 7(b)).

19. Lease liabilities

	Non-Current		Current	
	As at March 31, 2023	As at March 31, 2022	As at March 31, 2023	As at March 31, 2022
Lease Liabilities	2,054.09	2,282.65	552.98	431.53
	2,054.09	2,282.65	552.98	431.53

20. Trade payables

	As at March 31, 2023	As at March 31, 2022
At amortised cost		
Total outstanding due of micro and small enterprises (Refer note 36)	1,644.97	844.29
	1,644.97	844.29
Total outstanding dues of creditors other than micro and small enterprises	39,617.86	36,984.14
Acceptance given to Bank	37,887.77	22,989.77
	77,505.63	59,973.91
	79,150.60	60,818.20

20.1. Trade payables other than acceptance given to the bank are non- interest bearing. Trade payable are normally settled within 90 days credit terms.

20.2. Refer Note 40 for information about liquidity risk and market risk on trade payable.

Trade Payables Ageing Schedule

Particulars	Outstanding as on March 31, 2023 from due date of payment					Total
	Not Due #	Upto 1 Year	1-2 Years	2-3 Years	More than 3 Years	
Undisputed						
outstanding dues of micro enterprises and small enterprises	-	1,644.97	-	-	-	1,644.97
outstanding dues of creditors other than micro enterprises and small enterprises	35,498.70	41,953.64	44.99	3.11	5.19	77,505.63
Disputed						
dues of micro enterprises and small enterprises	-	-	-	-	-	-
dues of creditors other than micro enterprises and small enterprises	-	-	-	-	-	-
Total	35,498.70	43,598.61	44.99	3.11	5.19	79,150.60

Notes to the Consolidated financial statements

(All amounts in INR Lakhs, unless otherwise stated)

as at and for the year ended March 31, 2023

Particulars	Outstanding as on March 31, 2022 from due date of payment					
	Not Due #	Upto 1 Year	1-2 Years	2-3 Years	More than 3 Years	Total
Undisputed						
outstanding dues of micro enterprises and small enterprises	-	844.29	-	-	-	844.29
outstanding dues of creditors other than micro enterprises and small enterprises	26,597.47	33,268.50	77.97	15.17	14.80	59,973.91
Disputed						
dues of micro enterprises and small enterprises	-	-	-	-	-	-
dues of creditors other than micro enterprises and small enterprises	-	-	-	-	-	-
Total	26,597.47	34,112.79	77.97	15.17	14.80	60,818.20

Includes unbilled trade payables March 31, 2023 : ₹ 3,052.12 lakhs (March 31, 2022 : ₹ 7,158.95 lakhs) towards goods / services received for which invoices have not been received.

21. Other financial liabilities

At amortised cost	Current	
	As at March 31, 2023	As at March 31, 2022
Employee related dues		
Interest accrued but not due on borrowings	2,065.17	1,690.67
Loans received from related parties	580.70	441.81
Payable for capital goods	-	1,450.93
Unpaid dividends@	3,166.86	1,563.71
Other financial liabilities	4.59	3.00
At FVTPL	91.34	16.90
Foreign - exchange forward contracts	255.49	-
	6,164.15	5,167.02

@ There are no amounts due and outstanding to be credited to Investor Education and Protection Fund under section 125 of the Companies Act, 2013 as at the year end.

21.1. Refer note 39 for determination of fair value

21.2. Refer note 38 for employee dues payable to officers of the Group.

22. Provisions

At amortised cost	Non-Current		Current	
	As at March 31, 2023	As at March 31, 2022	As at March 31, 2023	As at March 31, 2022
Provision for gratuity (Refer note 42)	35.03	15.49	290.43	123.42
Provision for compensated absences	49.67	38.59	585.62	471.88
Total	84.70	54.08	876.05	595.30

22.1. Refer note 38 for employee dues payable to officers of the Group.

**Notes to the Consolidated financial statements**

as at and for the year ended March 31, 2023

(All amounts in INR Lakhs, unless otherwise stated)

23. Other liabilities

	Non-Current		Current	
	As at March 31, 2023	As at March 31, 2022	As at March 31, 2023	As at March 31, 2022
Advance from customers	-	-	1,702.84	1,598.18
Statutory dues payable *	-	-	1,388.24	1,122.98
	-	-	3,091.08	2,721.16
* Subsequent to March 31, 2023 ₹ 1,400.00 lakhs has been paid on April 27, 2023.				
Subsidies / Government grants				
Opening balance #	1,568.23	1,698.82	122.91	122.91
Accrued during the year	3,580.00	-	-	-
Reclassified from non-current to current	(786.79)	(130.59)	786.79	130.59
Released to Statement of Profit and Loss	-	-	(524.29)	(130.59)
Closing balance	4,361.44	1,568.23	385.41	122.91
	4,361.44	1,568.23	3,476.49	2,844.07

Includes Government assistance in the form of duty benefit availed under Export Promotion Capital Goods (EPCG) scheme on purchase of property, plant and equipment accounted for as Government grant and being amortised on basis of fulfilment of export obligations and includes subsidies provided to the Holding Company as per erstwhile Jharkhand Industrial and Investment Promotion Policy, 2016 and new Jharkhand Industrial and Investment Promotion Policy, 2021.

24. Revenue from operations

	For the year ended March 31, 2023	For the year ended March 31, 2022
Sale of products *	2,66,152.13	2,00,125.59
Sale of services *		
- Job Work	3.63	5.29
- Tours and other services	16,339.31	5,465.92
- Commission & Incentives	2,119.41	708.83
- Die design and preparation charges	1,327.90	898.63
Other operating revenues		
- Sales of Scrap *	22,494.15	18,465.93
- Export incentives	2,251.04	1,613.62
- Others	-	170.00
- Foreign exchange difference on operating assets and liabilities	5,988.37	3,798.58
- Subsidies / Government Grants	2,613.57	772.27
	3,19,289.51	2,32,024.66

* Represents revenue from contracts with customers

	For the year ended March 31, 2023	For the year ended March 31, 2022
India	1,94,045.62	1,35,673.17
Outside India	1,25,243.89	96,351.49
Total Revenue from operations	3,19,289.51	2,32,024.66

Revenue (except government grants which are recognized over time) is recognized at a point in time and not over time.

Notes to the Consolidated financial statements

(All amounts in INR Lakhs, unless otherwise stated)

as at and for the year ended March 31, 2023

25. Other income

	For the year ended March 31, 2023	For the year ended March 31, 2022
Interest Income on		
- Financial assets, recognised at amortised cost	131.04	95.87
Net gain on disposal of property, plant and equipment	45.47	2.88
- Miscellaneous Income ^a	219.17	47.16
Total	395.68	145.91

a. Includes Insurance claim received of ₹ 52.21 lakhs (March 31, 2022 : ₹ 5.61 lakhs), Profit on sale of mutual fund ₹ 2.72 lakhs (March 31, 2022 : ₹ Nil) and Reversal of net liability on termination of lease ₹ 57.63 lakhs (March 31, 2022 : ₹ Nil)

26. Cost of materials consumed

	For the year ended March 31, 2023	For the year ended March 31, 2022
Inventory at the beginning of the year (Refer note 14)	19,253.56	11,975.53
Add: Purchases	1,58,664.19	1,28,700.61
	1,77,917.75	1,40,676.14
Less: Inventory as at end of the year (Refer note 14)	17,549.76	19,253.56
Cost of Materials consumed	1,60,367.99	1,21,422.58

27. (Increase)/Decrease in Inventories of Finished Goods, Work in Progress and Scrap

	For the year ended March 31, 2023	For the year ended March 31, 2022
Inventory at the beginning of the year (Refer note 14)		
Work-in-progress	26,840.61	13,839.23
Forgings scrap	2,396.70	1,288.37
Inventory of traded goods	2.76	4.45
Finished goods	11,469.67	6,817.12
	40,709.74	21,949.17
Inventory at the end of the year (Refer note 14)		
Work-in-progress	39,456.92	26,840.61
Forgings scrap	3,600.15	2,396.70
Inventory of traded goods	0.62	2.76
Finished goods	14,194.04	11,469.67
	57,251.73	40,709.74
Add: Foreign currency translation adjustment	336.31	89.53
Inventory loss on trial run during the year	(645.60)	(1,408.29)
	(16,851.28)	(20,079.33)

**Notes to the Consolidated financial statements**

as at and for the year ended March 31, 2023

(All amounts in INR Lakhs, unless otherwise stated)

28. Employee benefits expense

	For the year ended March 31, 2023	For the year ended March 31, 2022
Salaries, wages and bonus	13,825.01	11,194.91
Contribution to provident & other funds	828.85	663.73
Gratuity expense (Refer note 42)	210.66	253.80
Employees stock option plan	-	30.86
Staff welfare expenses	907.59	580.42
	15,772.11	12,723.72

28.1. The Code on Social Security, 2020 ("Code") relating to employee benefits during employment and post-employment benefits received Presidential assent in September 2020. The Code has been published in the Gazette of India. However, the date on which the Code will come into effect has not been notified and the final rules/interpretation have not yet been issued. The Group will assess the impact of the Code when it comes into effect and will record any related impact in the year the Code becomes effective. Based on a preliminary assessment, the Group believes the impact of the change will not be significant.

29. Finance costs

	For the year ended March 31, 2023	For the year ended March 31, 2022
Interest expenses	8,444.63	7,279.16
Interest on Lease Liabilities	196.59	45.20
Other borrowing costs	3,378.55	2,265.40
	12,019.77	9,589.76

30. Other expenses

	For the year ended March 31, 2023	For the year ended March 31, 2022
Consumption of stores and spares (Including packing materials)	14,614.65	12,026.12
Processing charges	12,018.13	8,334.58
Repairs and maintenance		
-Plant & machineries	1,087.61	993.17
-Factory shed & buildings	169.97	111.56
- Others	720.02	652.70
Rent (refer note 33)	915.23	686.55
Rates & taxes	79.73	96.48
Insurance	809.33	565.08
Director sitting fees	83.33	77.90
Bank charges & commission	155.56	128.23
Postage, telegraph & telephone	111.92	91.40
Legal & professional fees ^a	873.25	668.31
Travelling & conveyance expenses	789.27	478.36
Advertisement	55.96	27.63
Payment to auditors	115.29	94.76
Brokerage & commission expenses	512.18	151.88
Vehicle running expenses	146.16	119.86
Carriage outward expenses	1,737.23	1,298.83

Notes to the Consolidated financial statements

(All amounts in INR Lakhs, unless otherwise stated)

as at and for the year ended March 31, 2023

	For the year ended March 31, 2023	For the year ended March 31, 2022
Export expenses	14,792.31	7,499.57
Allowance for bad and doubtful debts written off	-	225.00
Foreign exchange difference on non-operating assets and liabilities	1,183.21	13.83
Miscellaneous expenses ^b	3,470.03	1,946.65
	54,440.37	36,288.45

	For the year ended March 31, 2023	For the year ended March 31, 2022
a. Legal and professional expenses include payment to a firm of solicitors in which a director is a partner. (Refer Note 38)	114.68	98.13

b. Includes Corporate social responsibility expenses of ₹ 218.56 lakhs (March 31, 2022: ₹ 208.17 lakhs), (Refer note 37).

31. Earnings per equity share (EPS)

		For the year ended March 31, 2023	For the year ended March 31, 2022
Numerator for basic and diluted EPS			
Net profit after tax attributable to shareholders (in ₹ lakhs)	(A)	24,810.84	19,802.69
Denominator for basic EPS			
- Weighted average number of equity shares for basic EPS	(B)	15,98,89,535	15,98,89,535
Denominator for diluted EPS			
- Weighted average number of equity shares for diluted EPS *	(C)	16,08,09,954	15,98,98,067
* After considering impact of Share warrants and ESOP (Refer Note 17 & 16)			
Basic earnings per share of face value of ₹ 2/- each (in ₹)	(A/B)	15.52	12.43
Diluted earnings per share of face value of ₹ 2/- each (in ₹)	(A/C)	15.43	12.43

32. Ramkrishna Forgings Limited - Employee Stock Option Plan 2015 (RKFL ESOP Scheme 2015)

The Board of Directors of the Holding Company, at its meeting held on August 7, 2015, approved the Employee Stock Option Scheme 2015 ("ESOP Scheme 2015") for the grant upto 700000 stock option to its permanent employees working in India and whole-time Directors of the Group, in one or more tranches. Each option would be converted into one fully paid-up equity share of ₹ 10/- each of the Group. The same was approved by the members in the 33rd Annual General Meeting of the Group held on September 12, 2015. The ESOP Scheme 2015 shall be administered by the Nomination and Remuneration Committee through the Ramkrishna Forgings Limited Employee Welfare Trust.. The Scheme was further amended in the 34th Annual General Meeting held on September 24, 2016 wherein the exercise price per share was reduced from ₹ 505.58 per share to ₹ 400/- per share of face value of ₹ 10/- each.

The above granted options shall vest as under:

Date of Vesting	Eligibility
3rd year	30%
4th year	30%
5th year	40%

Movement of Options Granted:

The movement of the options under ESOP Scheme 2015 for the period ended March 31, 2023 are as follows:

	March 31, 2023	March 31, 2022
Outstanding at beginning of the year	4,84,825	1,76,576
Granted during the year	-	4,184
Forfeited / Cancelled during the year	41,850	2,199
Options Vested during the year	25,715	6,014

**Notes to the Consolidated financial statements**

as at and for the year ended March 31, 2023

(All amounts in INR Lakhs, unless otherwise stated)

	March 31, 2023	March 31, 2022
Exercised during the year	90,155	81,596
Outstanding at the end of the year	3,52,820	96,965
Adjustment for Sub-Division of Equity Shares (refer note 16c)	-	3,87,860
Outstanding at the end of the year (Face value ₹ 2/- per share (refer note 16c))	3,52,820	4,84,825
Exercisable at the end of the year (Face value ₹ 2/- per share (refer note 16c))	3,41,851	3,40,000
	March 31, 2023	March 31, 2022
Range of exercise prices (Face value ₹ 2/- per share (refer note 16c))	80.00	80.00
Weighted Average Exercise Price (Face value ₹ 2/- per share (refer note 16c))	80.00	80.00
Weighted Average Remaining contractual years	2.82	3.28

Fair Valuation:

The fair value of the options used to compute net profit and earnings per share have been done by an independent valuer using Black-Scholes-Model. The details of options granted, the key assumptions and the Fair Value on the date of grant are as under:

	March 31, 2023	March 31, 2022
Exercise Price (₹) (Face value ₹ 2/- per share (refer note 16c))	N.A.	80.00
Risk-Free Interest Rate	N.A.	6.01%
Life of Options Granted	N.A.	6.11
Expected Volatility	N.A.	46.39%
Expected Dividend Yield	N.A.	0.24%
Weighted-Average Fair Value per Option (₹) (Face value ₹ 2/- per share (refer note 16c))	N.A.	185.29

* Not applicable (N.A.) as no grants during the year.

Stock Price: Closing price on National Stock Exchange on the date of grant has been considered.

Volatility: The historical volatility over the expected life has been considered to calculate the fair value.

Risk-free rate of return: The risk-free interest rate being considered for the calculation is the interest rate applicable for a maturity equal to the expected life of the options based on the zero-coupon yield curve for Government Securities.

Exercise Price: Exercise Price of each specific grant has been considered.

Time to Maturity: Time to Maturity / Expected Life of options is the period for which the Group expects the options to be live.

Expected dividend yield: Expected dividend yield has been calculated as an average of dividend yields for five financial years preceding the date of the grant.

33. Leases**Group as a lessee:**

The Group also has certain properties with lease terms of 12 months or less with low value. The Group has applied the 'short-term lease' and 'lease of low-value assets' recognition exemptions for these leases.

The Group has lease contracts for various items of plant, machinery, and other equipment used in its operations. Leases of plant and machinery generally have lease terms of 5 years, while leasehold lands generally have lease terms between 30 and 99 years.

(i) Set out below are the carrying amounts of right-of-use assets recognised and the movements during the period:

	Office Premiss	Plant & Machinery	Leasehold lands	Total
As at April 1, 2021	16.60	-	1,008.90	1,025.50
Additions	-	2,141.98	-	2,141.98
Deletions	-	-	35.09	35.09
Depreciation charge	11.52	32.68	35.70	79.90
Depreciation on Disposals	-	-	(10.26)	(10.26)

Notes to the Consolidated financial statements

(All amounts in INR Lakhs, unless otherwise stated)

as at and for the year ended March 31, 2023

	Office Premiss	Plant & Machinery	Leasehold lands	Total
As at March 31, 2022	5.08	2,109.30	948.37	3,062.75
Additions	-	715.19	-	715.19
Deletions	-	-	224.71	224.71
Depreciation charge	2.65	557.99	29.48	590.12
Depreciation on Disposals	-	-	-	-
As at March 31, 2023	2.43	2,266.50	694.18	2,963.11

(ii) Set out below are the carrying amounts of lease liabilities and the movements during the period:

	Year ended March 31, 2023	Year ended March 31, 2022
At Amortised cost		
As at April 1	2,714.18	418.28
Additions	715.19	2,339.99
Accretion of interest	196.59	45.20
Deletions / termination	282.34	24.83
Payments	736.55	64.46
	2,607.07	2,714.18
As at March 31		
Non-current	2,054.09	2,282.65
Current	552.98	431.53

The effective interest rate for lease liabilities on Office Premise is 10% p.a. with maturity in 2024, Plant and Machinery is 9.20% p.a. - 9.50% p.a. with maturity in the year 2028 and on Land is 8.50% p.a. - 8.80% p.a. with maturity between 2036 - 2081

The following are the amounts recognised in Statement of Profit or Loss:

	Year ended March 31, 2023	Year ended March 31, 2022
Depreciation expense of right-of-use assets (Refer Note 6)	590.12	79.90
Interest expense on lease liabilities (Refer Note 29)	196.59	45.20
Expense relating to short term leases (included under Other Expenses) (Refer Note 30)	915.23	686.55
Total amount recognised in the Statement of Profit and Loss	1,701.94	811.65

The Group had total cash outflows for leases of ₹ 1,651.78lakhs (March 31, 2022: ₹ 751.01 lakhs).

34. Segment information

Operating Segment:

The Group comprises two operating segments namely "Forging components" and "Others" which represents the Group's businesses. The Forgings segment produces and sells forged automobile components and sanitization & cargo business includes services for tour and travels.

	For the year ended March 31, 2023	For the year ended March 31, 2022
1. Segment Revenue		
Revenue from External Customers		
(i) Forging components	3,00,830.79	2,25,849.91
(ii) Others	21,426.50	16,547.26
Total	3,22,257.29	2,42,397.17
Less: Inter Segment Revenue	(2,967.78)	(10,372.51)
Revenue from operations	3,19,289.51	2,32,024.66

There are two external customers in the Forging components segment who accounts for more than 10% of the Holding Company's revenue individually.

**Notes to the Consolidated financial statements**

as at and for the year ended March 31, 2023

(All amounts in INR Lakhs, unless otherwise stated)

	For the year ended March 31, 2023	For the year ended March 31, 2022
2. Segment Results		
Profit before Interest and tax		
(i) Forging components	48,352.19	34,816.18
(ii) Others	1,111.40	93.61
Total Segment Profit	49,463.59	34,909.79
Less: Finance costs	(12,019.77)	(9,589.76)
Profit before tax	37,443.82	25,320.03

	As at March 31, 2023	As at March 31, 2022
3. Segment Assets		
(i) Forging components	3,64,685.78	3,42,390.31
(ii) Others	8,357.91	5,972.75
Total Assets	3,73,043.69	3,48,363.06

	As at March 31, 2023	As at March 31, 2022
4. Segment Liabilities		
(i) Forging components	2,32,155.10	2,33,773.78
(ii) Others	8,712.27	6,750.73
Total Liabilities	2,40,867.37	2,40,524.51

	For the year ended March 31, 2023	For the year ended March 31, 2022
5. Geographical Revenue is allocated based on the location of customers. Information regarding geographical revenue are as follows:		
India	1,94,045.62	1,35,673.17
Outside India	1,25,243.89	96,351.49
Total	3,19,289.51	2,32,024.66

	As at March 31, 2023	As at March 31, 2022
6 Geographical non-current assets (other than financial assets and deferred tax assets) are allocated based on the location of the assets. Information regarding geographical non-current assets is as follows:		
India	1,85,804.26	1,65,834.51
Outside India	-	-
Total	1,85,804.26	1,65,834.51

35. Contingent Liabilities and Commitments:

	As at March 31, 2023	As at March 31, 2022
A. Contingent Liabilities / claims against the Company not acknowledged as debts		
(i). Electricity	-	45.24
(ii). Excise/Service tax demands - matters under dispute	1,393.30	1,393.30
(iii). Sales tax demands - matters under dispute	-	583.39
(iv). Goods and Service Tax - matters under dispute	45.11	-
(v). Bank Guarantees	5,567.63	5,567.63

Notes to the Consolidated financial statements

(All amounts in INR Lakhs, unless otherwise stated)

as at and for the year ended March 31, 2023

B. Capital and other commitments

(i). Estimated amount of contracts remaining to be executed on capital account and not provided for (Net of advance).	32,027.05	15,695.59
(ii). Other commitments *	10,000.00	-

* The Board of Directors of the Holding Company in its meeting dated December 14, 2022 has approved an investment to acquire upto 51% voting rights of TSUYO Manufacturing Private Limited, a Make-In-India start-up holding company engaged in powertrain solutions for electric vehicles.

36. Disclosure under the Micro, Small and Medium Enterprises Development Act, 2006.

	As at March 31, 2023	As at March 31, 2022
a) Principal amount and the interest due thereon remaining unpaid to each supplier at the end of each accounting year.		
Principal amount remaining unpaid to any supplier at the end of the accounting year.	1,644.97	844.29
Interest due on above	-	-
Total	1,644.97	844.29
b) The amount of interest paid by the buyer in terms of section 16 of the MSMED Act 2006 along with the amounts of the payment made to the supplier beyond the appointed day during each accounting year	-	-
c) The amount of interest due and payable for the period of delay in making payment (which have been paid but beyond the appointed day during the year) but without adding the interest specified under the MSMED Act 2006.	-	-
d) The amount of interest accrued and remaining unpaid at the end of each accounting year	-	-
e) The amount of further interest remaining due and payable even in the succeeding years, until such date when the interest dues as above are actually paid to the small enterprise for the purpose of disallowance as a deductible expenditure under section 23 of the MSMED Act 2006	-	-

Dues to Micro and Small Enterprises have been determined to the extent such parties have been identified on the basis of information collected by the Management.

37. Corporate social responsibility

Details of CSR expenditure:	Year ended March 31, 2023	Year ended March 31, 2022
a) Gross amount required to be spent by the Holding Company during the year	218.56	165.49
b) Amount approved by the Board to be spent during the year	284.76	208.17
c) Amount spent (in cash) during the year:		
i) Construction/acquisition of any asset	-	-
ii) On purposes other than (i) above * #	284.76	208.17

* Includes ₹ 66.20 lakhs spent during the year and available for set off in succeeding financial years.

Refer note 38 for transaction with related party.

**Notes to the Consolidated financial statements**

as at and for the year ended March 31, 2023

(All amounts in INR Lakhs, unless otherwise stated)

38. Related Party Disclosures:**Related parties where control exists :**

(i). Enterprises over which Key Management Personnel and their relatives are able to exercise significant influence	(i) Riddhi Portfolio Pvt. Ltd. (ii) Eastern Credit Capital (P) Ltd. (iii) Ramkrishna Rail & Infrastructure Pvt. Ltd. (iv) Northeast Infra Properties Pvt. Ltd. (v) Dove Airlines Private Ltd. (vi) Mahabir Prasad Jalan (HUF) (vii) Naresh Jalan (HUF) (viii) Pawan Kumar Kedia (HUF)
(ii). Key Management Personnel (KMP)	
Mahabir Prasad Jalan	Chairman cum Whole Time Director
Naresh Jalan	Managing Director
Pawan Kumar Kedia	Wholetime Director
Chaitanya Jalan	Wholetime Director
Lalit Kumar Khetan	Wholetime Director & Chief Financial Officer
Rajesh Mundhra	Holding Company Secretary
Ram Tawakya Singh	Independent Director *
Padam Kumar Khaitan	Independent Director *
Amitabha Guha	Independent Director *
Yudhisthir Lal Madan	Independent Director *
Aditi Bagri (Resigned w.e.f. April 22, 2022)	Independent Director *
Sandipan Chakravorty	Independent Director *
Partha Sarathi Bhattacharyya	Independent Director *
Ranaveer Sinha	Independent Director *
Rekha Shreeratan Bagry (Appointment as Independent Director w.e.f. May 3, 2022)	Independent Director *
Sanjay Kothari (Appointment as Independent Director w.e.f. May 3, 2022)	Independent Director *
(iii). Relative of Key Management Personnel	
Rashmi Jalan	Wife of Naresh Jalan
Radhika Jalan	Wife of Chaitanya Jalan
Alok Kedia	Son of Pawan Kumar Kedia
(iv). Firm where a director is a partner	Khaitan & Co., LLP Khaitan & Co.
(v). Trusts managed by the Group	Ramkrishna Forgings Employee Welfare Trust Ramkrishna Foundation

Notes to the Consolidated financial statements

(All amounts in INR Lakhs, unless otherwise stated)

as at and for the year ended March 31, 2023

The following table provides the total amount of transactions that have been entered into with related parties for the relevant financial year:

Sl No.	Name of the Related Party	Relationship	Nature of transactions	Transaction Amount for the year ended	Outstanding as at	Transaction Amount for the year ended	Outstanding as at
				March 31, 2023	March 31, 2022	March 31, 2022	March 31, 2022
i.	Riddhi Portfolio Pvt. Ltd.	Enterprise over which KMP and their relatives are able to exercise significant influence	Loans Given	870.00	-	25.00	-
			Loan Repayment	870.00	-	25.00	-
			Loan Received	164.07	-	2,480.00	1,430.00
			Loan Repaid	1,594.07	-	1,050.00	-
			Interest Received / Receivable	4.83	-	0.03	-
			Interest Paid / Payable	22.39	-	36.49	20.93
			Property Purchased	11.70	-	-	-
			Dividend paid	643.95	-	112.89	-
ii.	Eastern Credit Capital Pvt. Ltd.	Enterprise over which KMP and their relatives are able to exercise significant influence	Dividend paid	367.40	-	64.78	-
iii.	Ramkrishna Rail & Infrastructure Pvt. Ltd.	Enterprise over which KMP and their relatives are able to exercise significant influence	Dividend paid	110.50	-	19.50	-
iv.	Khaitan & Co., LLP	Firm where a director is a partner	Legal fees	106.68	-	50.13	31.39
v.	Khaitan & Co.	Firm where a director is a partner	Legal fees	8.00	-	48.00	-
vi.	Mahabir Prasad Jalan	Key Management Personnel #	Short-term employee benefits	323.06	21.85	311.82	16.00
			Property Purchased	7.20	-	-	-
			Dividend paid	27.35	-	6.84	-
vii.	Mahabir Prasad Jalan (HUF)	Enterprise over which KMP and their relatives are able to exercise significant influence	Dividend paid	7.20	-	1.80	-
viii.	Naresh Jalan	Key Management Personnel #	Short-term employee benefits	246.74	9.52	203.38	6.39
			Other long-term benefits	24.53	2.04	18.72	1.56
			Lease Rent paid / payable	35.00	6.75	24.00	1.80
			Commission paid / payable	120.00	120.00	200.00	200.00
			Dividend paid	25.61	-	4.34	-
			Sale of Air Tickets & Others	-	-	455.76	-
			Payable against Sale of Air Tickets & Others	-	-	-	63.31
			Property Purchased	3.60	-	-	-

**Notes to the Consolidated financial statements**

(All amounts in INR Lakhs, unless otherwise stated)

as at and for the year ended March 31, 2023

SI No.	Name of the Related Party	Relationship	Nature of transactions	Transaction Amount for the year ended	Outstanding as at	Transaction Amount for the year ended	Outstanding as at
				March 31, 2023	March 31, 2022	March 31, 2022	March 31, 2022
ix.	Naresh Jalan (HUF)	Enterprise over which KMP and their relatives are able to exercise significant influence	Dividend paid	22.84	-	4.03	-
x.	Pawan Kumar Kedia	Key Management Personnel #	Short-term employee benefits	72.06	1.98	71.49	0.75
			Post-employment benefits	2.92	0.24	2.39	0.20
			Other long-term benefits	3.50	0.29	2.87	0.24
			Dividend paid	0.19	-	0.32	-
			Loan repayment	98.00	-	-	-
			Loan given	-	72.00	170.00	170.00
			Interest on Loan	9.01	9.01	-	-
xi.	Pawan Kumar Kedia (HUF)	Enterprise over which KMP and their relatives are able to exercise significant influence	Dividend paid	-	-	0.08	-
xii.	Chaitanya Jalan	Key Management Personnel #	Short-term employee benefits	69.03	3.46	34.37	0.44
			Other long-term benefits	3.46	0.29	1.73	0.14
			Lease Rent paid / payable	15.00	6.75	-	-
			Commission paid / payable	80.00	80.00	-	-
			Dividend paid	17.25	-	0.26	-
xiii.	Rajesh Mundhra	Key Management Personnel #	Short-term employee benefits	59.76	1.97	73.74	0.30
			Post-employment benefits	2.16	0.18	1.73	0.14
			Other long-term benefits	2.59	0.22	2.08	0.17
			Dividend paid	1.83	-	0.34	-
			Loan repayment	14.00	-	7.50	-
			Loan given	-	-	19.00	14.00
xiv.	Lalit Kumar Khetan	Key Management Personnel #	Short-term employee benefits	160.22	8.23	127.87	4.22
			Other long-term benefits	6.87	0.57	5.40	0.45
			Loan given	55.00	55.00	-	-
			Interest on Loan	0.23	0.23	-	-
			Dividend paid	0.09	-	-	-
xv.	Radhika Jalan	Relative of Key Management Personnel	Short-term employee benefits	6.75	0.97	-	-
xvi.	Ram Tawakya Singh	Key Management Personnel	Sitting Fees	9.60	-	10.55	-
xvii.	Padam Kumar Khaitan	Key Management Personnel	Sitting Fees	8.40	-	10.25	-

Notes to the Consolidated financial statements

(All amounts in INR Lakhs, unless otherwise stated)

as at and for the year ended March 31, 2023

Sl No.	Name of the Related Party	Relationship	Nature of transactions	Transaction Amount for the year ended	Outstanding as at	Transaction Amount for the year ended	Outstanding as at
				March 31, 2023	March 31, 2022	March 31, 2023	March 31, 2022
xviii.	Amitabha Guha	Key Management Personnel	Sitting Fees	9.90	-	9.75	-
xix.	Yudhisthir Lal Madan	Key Management Personnel	Sitting Fees	10.80	-	11.25	-
xx.	Ramkrishna Foundation	Trusts managed by the Group	CSR expenses	284.76	-	208.17	-
			Sale of Other Services	-	-	14.40	-
xxi.	Aditi Bagri	Key Management Personnel	Sitting Fees	-	-	10.10	-
xxii.	Sandipan Chakravorty	Key Management Personnel	Sitting Fees	10.15	-	9.50	-
xxiii.	Partha Sarathi Bhattacharyya	Key Management Personnel	Sitting Fees	7.65	-	8.00	-
xxiv.	Ranaveer Sinha	Key Management Personnel	Sitting Fees	6.50	-	8.50	-
xxv.	Rekha Shreeratan Bagry	Key Management Personnel	Sitting Fees	6.00	-	-	-
xxvi.	Sanjay Kothari	Key Management Personnel	Sitting Fees	6.00	-	-	-
xxvii.	Rashmi Jalan	Relative of Key Management Personnel	Dividend paid	35.59	-	6.28	-
xxviii.	Alok Kedia	Relative of Key Management Personnel	Salary paid	16.31	0.91	14.25	0.72
			Post-employment benefits	0.65	0.05	0.54	0.05
			Other long-term benefits	0.78	0.06	0.65	0.05
			Dividend paid \$	-	-	-	-
xxix.	Ramkrishna Forgings Employee Welfare Trust	Trusts managed by the Group	Re-payment of Advance	120.00	64.51	96.90	184.51

Total of remuneration to key management personnel

Nature of transactions	Transaction Amount for the year ended	
	March 31, 2023	March 31, 2022
Sitting Fees	75.00	77.90
Short-term employee benefits	922.53	822.67
Post-employment benefits	5.08	4.12
Other long-term benefits	40.95	30.80
Commission paid / payable	200.00	200.00

Note

Excludes leave encashment and gratuity which is based on actuarial valuation provided on overall Group basis. The Chairman and Managing Director of the Holding Company have opted not to take Leave encashment / Gratuity benefit from the Group and accordingly not accounted for in the books.

* The Independent Directors have been considered as Key Management Personnel only for above reporting as per the requirements of Ind AS 24 - Related Party Disclosures.

\$ Dividend paid to Mr. Alok Kedia ₹ 170.00 (March 31, 2022: ₹ 30.00)

*** Expenses receivable includes amount of ₹ 26.72 lakhs (March 31, 2022: ₹ 14.05 lakhs) paid as legal fees to Khaitan and Co LLP, on behalf of the subsidiary.

**Notes to the Consolidated financial statements**

as at and for the year ended March 31, 2023

(All amounts in INR Lakhs, unless otherwise stated)

39. Financial instruments**A. Financial Assets and liabilities:**

The accounting classification of each category of financial instruments, and their carrying amounts, are set out below:

Particulars	March 31, 2023	March 31, 2022
	Carrying Value / Fair Value	Carrying Value / Fair Value
Financial Assets		
Financial assets carried at amortised cost		
Trade receivables (Refer note 8)	77,521.75	89,061.05
Loans - Non-current (Refer note 9)	140.76	221.85
Other Non-current financial assets (Refer note 10)	1,981.14	1,356.24
Cash and Bank balances (Refer note 15a and 15b)	4,730.13	3,841.92
Loans - Current (Refer note 9)	102.33	112.13
Other Current financial assets (Refer note 10)	829.05	2,838.32
Total financial assets carried at amortised cost	85,305.16	97,431.51
Financial assets at FVTPL		
Derivative instrument (Refer note 10)	-	132.56
Investments (Refer note 7b)	-	5,500.00
Total financial assets carried at FVTPL	-	5,632.56
Financial assets at fair value through Other Comprehensive Income (OCI)		
Investments (Refer note 7a)	10.50	10.50
Total financial assets carried at fair value through Other Comprehensive Income (OCI)	10.50	10.50
Financial Liabilities		
Financial liabilities carried at amortised cost		
Short term borrowings (Refer note 18)	54,974.02	72,204.57
Long term borrowings (Refer note 18)	75,758.50	86,907.06
Lease liabilities (Refer note 19)	2,607.07	2,714.18
Trade payables (Refer note 20)	79,150.60	60,818.20
Other Current financial liabilities (Refer note 21)	6,164.15	5,167.02
Total financial liabilities carried at amortised cost	2,18,654.34	2,27,811.03
Financial Liabilities at FVTPL		
Derivative instruments (Refer note 21)	255.49	-
Total financial liabilities carried at FVTPL	255.49	-

The fair values of financial assets and liabilities are included at the amount that would be received to sell an asset or paid to transfer a liability in an orderly transaction between market participants at the measurement date. Methods and assumptions used to estimate the fair values are consistent with those used for the year ended March 31, 2022.

The management has assessed that the fair values of trade receivables, cash and bank balances, loans, other financial assets, Trade Payables, Borrowings (including interest accrued), lease liabilities and Other Financial Liabilities approximate to their respective carrying amounts largely due to the short-term maturity of these instruments. Further, management has also assessed the carrying amount of certain loans bearing floating interest rates which are a reasonable approximation of their respective fair values and any difference between their carrying amounts and fair values is not expected to be significant.

For financial assets carried at fair value, the carrying amounts are equal to their respective fair values.

B. Fair value hierarchy:

The Group uses the following hierarchy for determining and/or disclosing the fair value of financial instruments by valuation techniques:

- (i) Level 1: quoted prices (unadjusted) in active markets for identical assets or liabilities.
- (ii) Level 2: inputs other than quoted prices included within Level 1 that are observable for the asset or liability, either directly (i.e., as prices) or indirectly (i.e., derived from prices).

Notes to the Consolidated financial statements

(All amounts in INR Lakhs, unless otherwise stated)

as at and for the year ended March 31, 2023

(iii) Level 3: inputs for the asset or liability that are not based on observable market data (unobservable inputs).

The below table summarises the categories of financial assets and liabilities as at March 31, 2023 and March 31, 2022 measured at fair value:

Financial Asset	Level 1	Level 2	Level 3
At fair value through other comprehensive income (FVTOCI) as at March 31, 2023			
- Investments	-	-	10.50
At fair value through other comprehensive income (FVTOCI) as at March 31, 2022			
- Investments	-	-	10.50
At FVTPL as at March 31, 2022			
- Investments	5,500.00	-	-
- Derivative financial instruments	-	132.56	-
Financial Liabilities			
At FVTPL as at March 31, 2023			
- Derivative financial instrument	-	255.49	-

Fair valuation method and assumptions:

The fair value of the financial assets and liabilities is included at the amount at which the instrument could be exchanged in a current transaction between willing parties, other than in a forced or liquidation sale. The following methods and assumptions are used to estimate the fair values.

- The fair value of derivative financial instruments is determined based on observable market inputs including currency spot and forward rates, yield curves, currency volatility etc. These derivatives are estimated by using the pricing models, where the inputs to those models are based on readily observable market parameters, contractual terms, period to maturity, maturity parameters and foreign exchange rates. These models do not contain a high level of subjectivity as the valuation techniques used do not require significant judgement, and inputs thereto are readily observable from market rates. The said valuation has been carried out by the counter party with whom the contract has been entered with and management has evaluated the credit and non-performance risks associated with the counterparties and believes them to be insignificant and not requiring any credit adjustments.
- There has been no transfer between Level 1, Level 2 and Level 3 during the above periods.
- In determining fair value measurement, the impact of potential climate-related matters, including legislation, which may affect the fair value measurement of assets and liabilities in the financial statements has been considered. These risks in respect of climate-related matters are included as key assumptions where they materially impact the measure of recoverable amount, These assumptions have been included in the cash-flow forecasts in assessing value-in-use amounts.

At present, the impact of climate-related matters is not material to the Group's financial statements.

40. Financial Risk Management Objectives and Policies:

The Group's principal financial liabilities comprises borrowings, trade and other payables and other financial liabilities. The main purpose of these financial liabilities is to finance and support the operations of the Group. The Group's principal financial assets include trade and other receivables, loans and cash and cash equivalents that derive directly from its operations.

The Group's business activities are exposed to a variety of risks including liquidity risk, credit risk and market risk. The Group seeks to minimize potential adverse effects of these risks on its financial performance and capital. Financial risk activities are identified, measured and managed in accordance with the Group's policies and risk objectives which are summarized below and are reviewed by the senior management.

(A) Credit risk

Credit risk refers to risk of financial loss to the Group if customers or counterparties fail to meet their contractual obligations. The Group is exposed to credit risk from its operating activities (mainly trade receivables).

**Notes to the Consolidated financial statements**

(All amounts in INR Lakhs, unless otherwise stated)

as at and for the year ended March 31, 2023

(i) Credit risk management**(a) Trade Receivables**

Customer credit risk is managed by the respective departments subject to the Group's established policies, procedures and controls relating to customer credit risk management. Customer credit risk is managed by the Group through its established policies and procedures which involve setting up credit limits based on credit profiling of individual customers, credit approvals for enhancement of limits and regular monitoring of important developments viz. payment history, change in credit rating, regulatory changes, industry outlook etc. The maximum exposure to credit risk at the reporting date is the carrying value of each class of financial assets disclosed in Note 8. Outstanding receivables are regularly monitored and an impairment analysis is performed at each reporting date on an individual basis for each major customer. On account of adoption of Ind AS 109, the Group uses expected credit loss model to assess the impairment loss or reversal thereof.

(b) Deposits and financial assets (Other than trade receivables):

Credit risk from balances with banks is managed by the Group's treasury department in accordance with the Group's policy.

(B) Liquidity Risk

Liquidity risk implies that the Group may not be able to meet its obligations associated with its financial liabilities. The Group manages its liquidity risk on the basis of the business plan that ensures that the funds required for financing the business operations and meeting financial liabilities are available in a timely manner and in the currency required at optimal costs. The Management regularly monitors rolling forecasts of the Group's liquidity position to ensure it has sufficient cash on an ongoing basis to meet operational fund requirements.

Additionally, the Group has committed fund and non-fund based credit lines from banks which may be drawn anytime based on Group's fund requirements. The Group endeavours to maintain a cautious liquidity strategy with positive cash balance and undrawn bank lines throughout the year.

The following are the remaining contractual maturities of financial liabilities at the reporting date.

Contractual maturity of financial liabilities	Upto 1 year	1 Year to 3 year	3 year to 5 year	More than 5 years	Total
March 31, 2023					
Long Term Borrowings (including current maturities of long term borrowings (secured)) **	17,110.61	41,067.72	26,086.29	8,986.53	93,251.15
Current Borrowings (excluding current maturities of long term borrowings (secured))	38,062.49	-	-	-	38,062.49
Lease liabilities	552.98	1,252.60	676.97	124.52	2,607.07
Trade payables	79,150.60	-	-	-	79,150.60
Other financial liabilities	6,164.15	-	-	-	6,164.15
	1,41,040.83	42,320.32	26,763.26	9,111.05	2,19,235.46
March 31, 2022					
Long Term Borrowings (including current maturities of long term borrowings (secured)) **	13,766.44	45,544.06	30,212.48	11,785.03	1,01,308.01
Current Borrowings (excluding current maturities of long term borrowings (secured)) **	58,726.05	-	-	-	58,726.05
Lease liabilities	431.53	880.44	1,006.96	395.25	2,714.18
Trade payables	60,818.20	-	-	-	60,818.20
Other financial liabilities	5,167.02	-	-	-	5,167.02
	1,38,909.24	46,424.50	31,219.44	12,180.28	2,28,733.46

The above maturity is based on the total principal outstanding gross of the processing fees and charges of ₹ 581.12 lakhs (March 31, 2022: ₹ 922.43 lakhs)

(C) Market Risk

Market risk is the risk that the fair value of future cash flow of financial instruments may fluctuate because of changes in market conditions. Market risk broadly comprises three types of risks namely foreign currency risk, interest rate risk and price risk (for commodities). The above risks may affect the Group's income and expense and profit. The Group's exposure to and management of these risks are explained below:

Notes to the Consolidated financial statements

(All amounts in INR Lakhs, unless otherwise stated)

as at and for the year ended March 31, 2023

(i) Foreign currency risk

The Group operates in international markets and therefore is exposed to foreign currency risk arising from foreign currency transactions. The exposure relates primarily to the Group's operating activities (when the revenue or expense is denominated in foreign currency) and borrowings in foreign currencies. Majority of the Group's foreign currency transactions are in USD and Euro, while the rest are in GBP. The imports are only in respect of capital goods, and are denominated in USD, Euro and JPY. The risk is measured through forecast of highly probable foreign currency cash flows.

The risk of fluctuations in foreign currency exchange rates on its financial liabilities including trade and other payables etc, which are mainly in US Dollars, are mitigated through the natural hedge, as Group's export sales are predominantly in US dollars and such economic exposure through trade and other receivables in US dollars provide natural alignment. Hence, a reasonable variation in the Foreign exchange rate would not have much impact on the profit/ equity of the Group.

(a) Foreign currency risk exposure

The Group's exposure to foreign currency risk at the end of the reporting period expressed INR in lakhs, are as follows:

	March 31, 2023				March 31, 2022			
	INR equivalent of				INR equivalent of			
	USD	EUR	JPY	GBP	USD	EUR	JPY	GBP
Financial assets								
Trade receivables	37,336.93	12,919.76	-	351.32	36,236.24	10,190.84	-	451.77
Cash and cash equivalents	341.80	-	-	-	441.47	-	-	-
Foreign exchange forward contracts								
Sale foreign currency	(33,497.50)	(8,675.92)	-	-	(22,533.03)	(1,431.74)	-	-
Net exposure to foreign currency risk (assets)	4,181.23	4,243.84	-	351.32	14,144.68	8,759.10	-	451.77
Financial liabilities								
Foreign currency loan	7,013.08	3,587.05	2,677.76	-	12,594.84	7,141.92	2,250.79	-
Trade payables and Capital Goods	1,760.10	329.62	825.77	-	646.59	290.10	-	-
Foreign exchange forward contracts								
Buy foreign currency	-	-	-	-	(2,052.11)	(1,010.64)	-	-
Net exposure to foreign currency risk (liabilities)	8,773.18	3,916.67	3,503.53	-	11,189.32	6,421.38	2,250.79	-
Net exposure to foreign currency risk (Assets-Liabilities)	8,773.18	327.17	(3,503.53)	351.32	2,955.36	2,337.72	(2,250.79)	451.77

(b) Foreign currency Rate Sensitivity

A fluctuation in the exchange rates of 1% with other conditions remaining unchanged would have the following effect on Group's profit or loss before taxes as at March 31, 2023 and March 31, 2022:

Nature of transactions	Impact on profit before tax [Increase / (Decrease)]	
	March 31, 2023	March 31, 2022
USD sensitivity		
INR/USD- Increase by %1*	(45.92)	29.55
INR/USD- Decrease by %1*	(45.92)	(29.55)
EUR sensitivity		
INR/EUR- Increase by %1*	3.27	23.38
INR/EUR- Decrease by %1*	(3.27)	(23.38)
JPY sensitivity		
INR/JPY- Increase by %1*	(35.04)	(22.51)
INR/JPY- Decrease by %1*	35.04	22.51

**Notes to the Consolidated financial statements**

as at and for the year ended March 31, 2023

(All amounts in INR Lakhs, unless otherwise stated)

Nature of transactions	Impact on profit before tax [Increase / (Decrease)]	
	March 31, 2023	March 31, 2022
GBP sensitivity		
INR/GBP- Increase by %1*	3.51	4.52
INR/GBP- Decrease by %1*	(3.51)	(4.52)

* Holding all other variable constant

(ii) Interest rate risk

The Group is exposed to interest rate risk on short-term and long-term floating rate instruments. The borrowings of the Group are principally denominated in Indian Rupees, Euro, Japanese Yen and US dollars with a mix of fixed and floating rates of interest. The Group has a policy of selectively using interest rate swaps and other derivative instruments to manage its exposure to interest rate movements. These exposures are reviewed by appropriate levels of management on a regular basis. The majority of the borrowings are at floating rates and its future cash flows will fluctuate because of changes in market interest rates.

(a) Interest Rate Risk Exposure

The exposure of the Group's borrowings to interest rate changes at the end of the reporting period are as follows:

	March 31, 2023	March 31, 2022
Variable rate financial liabilities	1,14,148.25	1,38,824.28

(b) Sensitivity

Profit or loss is sensitive to higher / lower interest expense from borrowings as a result of changes in interest rates.

Nature of transactions	Impact on profit before tax [Increase / (Decrease)]	
	March 31, 2023	March 31, 2022
Interest Rates - Increase by 50 basis points (50 bps) *	(570.74)	(694.12)
Interest Rates - Decrease by 50 basis points (50 bps) *	570.74	694.12

* Holding all other variable constant

(iii) Commodity Price Risk

Commodity price risk results from changes in market prices for raw materials, mainly steel in the form of rounds and billets which forms the largest portion of Group's cost of sales.

The principal raw materials for the Company products are alloy and carbon steel which are purchased by the Holding Company from the approved list of suppliers. Most of the input materials are procured from domestic vendors. Further, a significant portion of the Holding Company's volume is sold based on price adjustment mechanism which allows for recovery of the changed raw material cost from its customers.

41. Capital management

For the purposes of the Group's capital management, capital includes issued capital, free reserves and borrowed capital less reported cash and cash equivalents. The primary objective of the Group's capital management is to maintain an efficient capital structure to reduce the cost of capital, support the corporate strategy and to maximise shareholder's value. The Group's policy is to borrow primarily through banks to maintain sufficient liquidity. The Group also maintains certain undrawn committed credit facilities to provide additional liquidity. These borrowings, together with cash generated from operations are utilised for operations of the Group. The Group monitors capital on the basis of cost of capital.

Particulars	March 31, 2023	March 31, 2022
Borrowings (including interest accrued thereon)	1,31,313.22	1,59,553.44
Less: Cash and cash equivalents (Note no. 15)	(4,452.59)	(3,617.38)
Less: Current Investments (Refer note 7b)	-	(5,500.00)
Net debt (A)	1,26,860.63	1,50,436.06
Equity Share Capital	3,197.79	3,197.79
Other equity	1,28,978.53	1,04,640.76

Notes to the Consolidated financial statements

(All amounts in INR Lakhs, unless otherwise stated)

as at and for the year ended March 31, 2023

Particulars	March 31, 2023	March 31, 2022
Total equity (B)	1,32,176.32	1,07,838.55
Total capital (A+B))	2,59,036.95	2,58,274.61
Debt- Equity ratio (A / B)	0.96	1.40

No changes were made in the objectives policies or processes for managing capital during the year ended March 31, 2023 and year ended March 31, 2022.

42. Employee Benefits

a) Gratuity plan

Funded scheme

The Company has a defined benefit gratuity plan for its employees ("Gratuity Scheme"). The gratuity plan is governed by the Payment of Gratuity Act, 1972. Under the Act, every employee who has completed five years of service is entitled to specific benefit. The level of benefits provided depends on the employee's length of service and salary at retirement age. Every employee who has completed five years or more of service gets a gratuity on departure at 15 days salary (last drawn) for each completed year of service as per the provisions of the Payment of Gratuity Act, 1972. The scheme is funded with an insurance Group.

As per Ind AS 19 "Employee Benefits", the disclosures of Employee Benefits as defined in the Standard are given below:

Statement of Profit and Loss :

Net employee benefits expense (recognised in Employee Cost)

i. Expenses Recognised in the Statement of Profit & Loss

Nature of transactions	Gratuity (Funded)	
	Year ended March 31, 2023	Year ended March 31, 2022
Current Service Cost	200.53	175.78
Benefit paid directly by the Group	-	69.49
Net Interest Cost / (Income) on the Net Defined Benefit Liability / (Asset)	10.13	8.53
Components of defined benefit cost recognised in Statement of Profit & Loss	210.66	253.80
Actuarial (gains) / losses arising from:		
Change in demographic assumptions	-	-
Change in financial assumptions	9.91	(65.39)
Experience variance (i.e. Actual experience vs assumptions)	135.96	(22.68)
Return on plan assets, excluding amount recognised in net interest expense	42.82	27.34
Components of defined benefit costs recognised in other comprehensive income	188.69	(60.73)
Total Expense	399.35	193.07

ii. Bifurcation of Net Liability

Nature of transactions	Gratuity (Funded)	
	As at March 31, 2023	As at March 31, 2022
Present value of Defined Benefits Obligation	2,133.46	1,738.07
Fair value of plan assets	1,808.00	1,599.16
Net liability	325.46	138.91
Current liability	290.43	123.42
Non-Current liability	35.03	15.49
Net liability	325.46	138.91

**Notes to the Consolidated financial statements**

as at and for the year ended March 31, 2023

(All amounts in INR Lakhs, unless otherwise stated)

iii. Changes in the present value of obligation:

Nature of transactions	Gratuity (Funded)	
	As at March 31, 2023	As at March 31, 2022
Present value of obligation as at the beginning	1,738.07	1,553.87
Current service cost	200.52	175.78
Interest expense or cost	126.79	101.24
Re-measurement (gain) / loss arising from:		
Change in demographic assumptions	-	-
Change in financial assumptions	9.91	(65.39)
Experience variance (i.e. Actual experience vs assumptions)	135.96	(22.68)
Benefits paid	(77.79)	(4.75)
Present value of obligation as at the end	2,133.46	1,738.07

iv. Changes in the Fair Value of Plan Assets during the year:

Nature of transactions	Gratuity (Funded)	
	As at March 31, 2023	As at March 31, 2022
Fair Value of Plan Assets as at the beginning	1,599.16	1,424.36
Investment Income	116.65	96.78
Employer's Contribution	135.02	105.37
Benefit paid	-	-
Return on plan assets , excluding amount recognised in net interest expense	(42.83)	(27.34)
Fair Value of Plan Assets as at the end of the year	1,808.00	1,599.16

v. Major Categories of Plan Assets as a percentage of total plan assets

Nature of transactions	Gratuity (Funded)	
	As at March 31, 2023	As at March 31, 2022
Funds managed by Insurer	100%	100%

vi. Actuarial Assumptions

Nature of transactions	Gratuity (Funded)	
	As at March 31, 2023	As at March 31, 2022
Discount rate (per annum)	7.40%	7.30%
Salary growth rate (per annum)	6% for the first two years, 5% for the next three years and 4% thereafter	6% for the first two years, 5% for the next three years and 4% thereafter
Mortality Rate (as % of IALM 2012-14)	100%	100%
Normal retirement date	60 years	60 years
Withdrawal rate (per annum)	2%	2%

vii. Sensitivity Analysis

Nature of transactions	Gratuity (Funded)			
	As at March 31, 2023		As at March 31, 2022	
Assumptions	Increase	Decrease	Increase	Decrease
Discount Rate (- / + 1%)	1,940.23	2,359.28	1,573.31	1,931.43
Salary Growth Rate (- / + 1%)	2,363.47	1,933.74	1,934.86	1,567.91

Notes to the Consolidated financial statements

(All amounts in INR Lakhs, unless otherwise stated)

as at and for the year ended March 31, 2023

Nature of transactions	Gratuity (Funded)			
	As at March 31, 2023		As at March 31, 2022	
Attrition Rate (- / + 50% of attrition rates)	2,192.14	2,067.05	1,788.09	1,681.31
Mortality Rate (- / + 10% of mortality rates)	2,135.75	2,131.16	1,739.98	1,736.14

viii. During the year 2023-24, the Group expects to contribute ₹ 486.64 lakhs (March 31, 2023: ₹ 293.83 lakhs) to gratuity scheme.

ix. Maturity Profile of Defined Benefit Obligation (Undiscounted):

Nature of transactions	Gratuity (Funded)	
	As at March 31, 2023	As at March 31, 2022
1 year	171.31	130.20
2 to 5 years	636.94	483.92
6 to 10 years	959.14	754.26
More than 10 years	3509.31	3039.14

Description of Risk Exposures

Valuations are performed on certain basic set of pre-determined assumptions and other regulatory framework which may vary over time. Thus, the Company is exposed to various risks in providing the above gratuity benefit which are as follows:

Interest Rate risk: The plan exposes the Company to the risk of fall in interest rates. A fall in interest rates will result in an increase in the ultimate cost of providing the above benefit and will thus result in an increase in the value of the liability (as shown in financial statements).

Liquidity Risk: This is the risk that the Company is not able to meet the short-term gratuity payouts. This may arise due to non availability of enough cash / cash equivalent to meet the liabilities or holding of illiquid assets not being sold in time.

Salary Escalation Risk: The present value of the defined benefit plan is calculated with the assumption of salary increase rate of plan participants in future. Deviation in the rate of increase of salary in future for plan participants from the rate of increase in salary used to determine the present value of obligation will have a bearing on the plan's liability.

Demographic Risk: The Company has used certain mortality and attrition assumptions in valuation of the liability. The Company is exposed to the risk of actual experience turning out to be worse compared to the assumption.

Regulatory Risk: Gratuity benefit is paid in accordance with the requirements of the Payment of Gratuity Act, 1972 (as amended from time to time). There is a risk of change in regulations requiring higher gratuity payouts (e.g. Increase in the maximum limit on gratuity of ₹ 20.00 lakhs).

Asset Liability Mismatching or Market Risk: The duration of the liability is longer compared to duration of assets, exposing the Company to market risk for volatilities/fall in interest rate.

Investment Risk: The probability or likelihood of occurrence of losses relative to the expected return on any particular investment.

The breakup of the plan assets into various categories as at March 31, 2023 and March 31, 2022 is as follows:

Particulars	As at	As at
	March 31, 2023	March 31, 2022
HDFC GROUP Unit Linked Plan - Option A (Stable Managed Fund)	96.44%	96.25%
LIC's Group Gratuity Cash Accumulation Plan	3.56%	3.75%

The asset allocation for plan assets is determined based on the investment criteria prescribed under the relevant regulations.

b) Provident Fund:

In accordance with the law, all employees of the Group are entitled to receive benefits under the provident fund. The Group has a defined contribution plan. Under the defined contribution plan, provident fund is contributed to the Government administered provident fund. The Group has no further contractual nor any constructive obligation, other than the contribution payable to the provident fund. The expense recognised during the period towards defined contribution plan is ₹ 783.75 Lakhs (March 31, 2022: ₹ 621.76 Lakhs)

**Notes to the Consolidated financial statements**

(All amounts in INR Lakhs, unless otherwise stated)

as at and for the year ended March 31, 2023

43. Dividend on equity shares

Particulars	As at March 31, 2023	As at March 31, 2022
Interim Dividend on equity shares declared and paid :		
During the financial year ended March 31, 2023 : ₹ 1.50 per share on face value of ₹ 2/- each (March 31, 2022 : ₹ 1.50 per shares on face value of ₹ 10/- each)	2,398.34	479.67
Final Dividend on equity shares :		
Final Dividend on equity shares declared in March 31, 2022 and paid in March 31, 2023 of ₹ 0.20 per share on face value of ₹ 2/- each.	319.78	-

Proposed interim dividend of ₹ 0.50 per share on face value of ₹ 2/- each (amounting to ₹ 799.45 lakhs) has been declared in March 31, 2023 and will be paid subsequently.

44. The Holding Company has been granted certificate of registration for its in- house research and development unit of its plant located at village Baliguma, P. O. Kolabira, P.S. Saraikela, Dist Saraikela Kharswan, Jamshedpur, Jharkhand, by the Ministry of Science and Technology, Government of India. The below mentioned expenditure are related to research and development facilities of the Holding Company.

Expenditure on research and development	For the year ended March 31, 2023	For the year ended March 31, 2022
i. Revenue Expenditure		
Raw materials	22.86	19.40
Salary paid to employees	371.92	533.15
Power & Fuel (Electricity charges)	3.71	3.22
Miscellaneous expenses	1.79	52.69
Total	400.28	608.46
ii. Capital expenditure	336.71	564.20
Total research and development expenditure	736.99	1,172.66

45. Ratio Analysis and its elements

Sl. No.	Ratio	Numerator	Denominator	As at March 31, 2023	As at March 31, 2022	% change	Remarks
i	Current Ratio (in times)	Current Assets	Current Liabilities	1.26	1.27	-0.88%	
ii	Debt Equity Ratio	Borrowings	Shareholder's Equity	0.96	1.40	-31.20%	The change is due to reduction of the debt of the company and performance improvement during the FY 2022-2023.
iii	Debt Service Coverage Ratio (in times)	Earning available for Debt Service	Debt Service	1.90	1.95	-2.56%	
iv	Return on Equity (in %)	Profit for the year	Average Shareholder's Equity	20.67%	20.20%	0.47%	
v	Inventory Turnover ratio	Cost of Goods Sold	Average Inventory	2.36	2.42	-2.47%	
vi	Trade Receivables turnover ratio (in times)	Credit Sales	Average Trade Receivables	3.77	3.14	20.22%	
vii	Trade Payables turnover ratio (in times)	Credit Purchases	Average Trade Payables	3.40	3.61	-5.82%	

Notes to the Consolidated financial statements

(All amounts in INR Lakhs, unless otherwise stated)

as at and for the year ended March 31, 2023

Sl. No.	Ratio	Numerator	Denominator	As at March 31, 2023	As at March 31, 2022	% change	Remarks
viii	Net Capital turnover Ratio (in times)	Revenue from Operations	Working Capital	8.40	6.05	38.89%	The change is due to decrease in the working capital and increase in Sales of the company during the FY 2022-2023.
ix	Net Profit Ratio (in %)	Profit for the Year	Revenue from Operations	7.77%	8.53%	-0.76%	
x	Return on Capital employed (in %)	Profit before interest and tax	Capital Employed	18.02%	12.72%	5.30%	
xi	Return on Investment (in %)	Income from Investments	Time weighted Investments	3.10%	0.00%	3.10%	

46. Events after the reporting period

Refer note 43 for details related to proposed interim dividend declared for the year ended March 31, 2023.

47. Additional Information, as required under Schedule III to the Companies Act, 2013, of enterprises consolidated as Subsidiary.

a) Information as at and for the year ended March 31, 2023

Name of the Enterprise	Net Assets i.e. total assets minus total liabilities		Share in profit or loss after tax		Share in other comprehensive income (OCI)		Share in Total comprehensive income (TCI)	
	As % of consolidated net assets	Amount	As % of consolidated profit or loss	Amount	As % of consolidated OCI	Amount	As % of consolidated TCI	Amount
Holding								
Ramkrishna Forgings Limited	100.24	1,32,492.43	94.96	23,559.21	124.44	(114.19)	94.85	23,445.02
Subsidiary								
Globe All India Services Limited. (Formerly known as Globe Forex & Travel Ltd.)	0.80	1,063.06	1.75	434.81	10.36	(9.51)	1.72	425.30
Ramkrishna Aeronautics Private Limited	-	(0.87)	(0.01)	(1.70)	-	-	(0.01)	(1.70)
Ramkrishna Forgings LLC, USA	0.21	283.51	0.58	142.93	(12.25)	11.24	0.62	154.17
Total	101.25	1,33,838.13	97.28	24,135.25	122.55	(112.46)	97.18	24,022.79
Consolidation Adjustment	(1.25)	(1,661.81)	2.72	675.59	(22.55)	20.70	2.82	696.29
Ramkrishna Forgings Limited Consolidated Financial Statements	100.00	1,32,176.32	100.00	24,810.84	100.00	(91.76)	100.00	24,719.08

b) Information as at and for the year ended March 31, 2022

Name of the Enterprise	Net Assets i.e. total assets minus total liabilities		Share in profit or loss after tax		Share in other comprehensive income (OCI)		Share in Total comprehensive income (TCI)	
	As % of consolidated net assets	Amount	As % of consolidated profit or loss	Amount	As % of consolidated OCI	Amount	As % of consolidated TCI	Amount
Holding								
Ramkrishna Forgings Limited	101.46	1,09,408.03	104.27	20,650.18	68.08	29.09	104.19	20,679.27
Subsidiary								
Globe All India Services Limited. (Formerly known as Globe Forex & Travel Ltd.)	0.59	637.76	(0.62)	(123.64)	27.05	11.56	(0.56)	(112.08)
Ramkrishna Aeronautics Private Limited	0.00	0.83	(0.01)	(2.41)	-	-	(0.01)	(2.41)
Ramkrishna Forgings LLC, USA	0.12	129.34	0.53	104.52	4.87	2.08	0.54	106.60
Total	102.17	1,10,175.96	104.17	20,628.65	100.00	42.73	104.16	20,671.38

**Notes to the Consolidated financial statements**

as at and for the year ended March 31, 2023

(All amounts in INR Lakhs, unless otherwise stated)

Name of the Enterprise	Net Assets i.e. total assets minus total liabilities		Share in profit or loss after tax		Share in other comprehensive income (OCI)		Share in Total comprehensive income (TCI)	
	As % of consolidated net assets	Amount	As % of consolidated profit or loss	Amount	As % of consolidated OCI	Amount	As % of consolidated TCI	Amount
Consolidation Adjustment	(2.17)	(2,337.41)	(4.17)	(825.96)	-	-	(4.16)	(825.96)
Ramkrishna Forgings Limited Consolidated Financial Statements	100.00	1,07,838.55	100.00	19,802.69	100.00	42.73	100.00	19,845.42

48. Other Statutory Information

- (i) The Group does not have any Benami property, where any proceeding has been initiated or pending against the Company for holding any Benami property.
- (ii) The Group does not have any transactions with companies struck off.
- (iii) The Group does not have any charges or satisfaction which is yet to be registered with ROC beyond the statutory period.
- (iv) The Group has not traded or invested in Crypto currency or Virtual Currency during the financial year.
- (v) The Group has not advanced or loaned or invested funds to any other person(s) or entity(ies), including foreign entities (Intermediaries) with the understanding that the Intermediary shall:
- directly or indirectly lend or invest in other persons or entities identified in any manner whatsoever by or on behalf of the company (Ultimate Beneficiaries) or
 - provide any guarantee, security or the like to or on behalf of the Ultimate Beneficiaries
- (vi) The Group has not received any fund from any person(s) or entity(ies), including foreign entities (Funding Party) with the understanding (whether recorded in writing or otherwise) that the Company shall:
- directly or indirectly lend or invest in other persons or entities identified in any manner whatsoever by or on behalf of the Funding Party (Ultimate Beneficiaries) or
 - provide any guarantee, security or the like on behalf of the Ultimate Beneficiaries,
- (vii) The Group has not any such transaction which is not recorded in the books of accounts that has been surrendered or disclosed as income during the year in the tax assessments under the Income Tax Act, 1961 (such as, search or survey or any other relevant provisions of the Income Tax Act, 1961

49. The figures for the corresponding previous year have been the regrouped/reclassified wherever necessary to confirm to current year presentation.

The accompanying notes form an integral part of these consolidated financial statements

As per our report of the even date

For and on behalf of the Board of Directors of **Ramkrishna Forgings Limited**For **S.R.Batliboi & Co. LLP**ICAI Firm Registration No. 301003E/E300005
Chartered AccountantsSd/-
Per **Sanjay Kumar Agarwal**Partner
Membership No. 060352Place: Kolkata
Dated: April 28, 2023For **S K Naredi & Co.**ICAI Firm Registration No. 003333C
Chartered AccountantsSd/-
Per **Abhijit Bose**Partner
Membership No. 056109Sd/-
(Naresh Jalan)Managing Director
DIN: 00375462Sd/-
(Pawan Kumar Kedia)Wholtime Director
DIN: 00375557Sd/-
(Rajesh Mundhra)
Company Secretary
ACS: 12991Sd/-
(Chaitanya Jalan)Wholtime Director
DIN: 07540301Sd/-
(Lalit Kumar Khetan)Wholtime Director & CFO
DIN: 00533671 & FCA: 056935



RAMKRISHNA FORGINGS LIMITED

Registered & Corporate Office: 23, Circus Avenue, Kolkata - 700017, West Bengal, India.

Phone: +91 33 4082 0900 / 7122 0900 / +91 33 4082 0998 / 7122 0998

Email: secretarial@ramkrishnaforgings.com

CIN: L74210WB1981PLC034281