



GUJARAT GAS

GGL/SEC/1166/2023

2nd September, 2023

BSE Limited, Phiroze Jijibhoy Tower, Dalal Street, Mumbai Company Code: BSE-GUJGAS	National Stock Exchange of India Ltd. Exchange Plaza, 5 th Floor, Plot No. C/1, G Block, Bandra Kurla Complex, Bandra (East), Mumbai – 400 051 Company Code: NSE-GUJGASLTD
---	---

Sub: Regulation 34 (1) of the SEBI (Listing Obligations and Disclosure Requirements) Regulations, 2015 - Notice of the 11th Annual General Meeting (AGM) alongwith Annual Report of Gujarat Gas Limited for the Financial Year 2022–23.

Respected Sir/ Madam,

This is further to our Letter dated 22nd August, 2023, wherein, the Company had informed that the **11th Annual General Meeting** is scheduled to be held on **Friday, 29th September, 2023 at 3:00 P.M.** through Video Conferencing (“VC”)/Other Audio Visual Means (“OAVM”), in accordance with the relevant circulars issued by the Ministry of Corporate Affairs and the Securities and Exchange Board of India.

In terms of the requirement of Regulation 34(1) of the SEBI (Listing Obligations and Disclosure Requirements) Regulations, 2015, we are submitting herewith the Annual Report of the Company including the Notice of AGM for the Financial Year 2022–23. The Company has sent the same today i.e. on **2nd September, 2023**, through electronic mode to the Members who have registered their E-Mail IDs with the Company’s R&TA/Depository Participant.

The Notice of AGM along with the Annual Report for the Financial Year 2022-23 is also available on the website of the Company viz. www.gujaratgas.com. Further, the Notice of AGM is also available on the website of Central Depository Services (India) Limited at www.evotingindia.com.

You are requested to kindly take the above information on record.

Thanking You.

For Gujarat Gas Limited

Sandeep Dave
Company Secretary

Page 1 of 1

GUJARAT GAS LIMITED (A GSPC Group Company- Government of Gujarat Undertaking)

Corporate Office: 2, Shanti Sadan Society, Near Parimal Garden, Ellisbridge, Ahmedabad - 380 006. Gujarat, India.

Tel.: +91-79-26462980, 26460095 Fax : +91-79-26466249

Registered Office: Gujarat Gas CNG Station, Sector-5/C, Gandhinagar - 382 006, Gujarat, India. Tel.: +91-79-23264777, 23264999

Website : www.gujaratgas.com, www.gspcgroup.com CIN : L40200GJ2012SGC069118



GUJARAT GAS

11th
ANNUAL
REPORT
2022-23



Surging Ahead
All-Round Brilliance



ENVIRONMENT

SOCIAL

GOVERNANCE





GUJARAT GAS

GUJARAT GAS LIMITED
CIN-L40200GJ2012SGC069118

BOARD OF DIRECTORS

Shri Raj Kumar, IAS, Chairman (w.e.f. 21/02/2023) Director
(w.e.f. 21/07/2022)
Shri J.P. Gupta, IAS (w.e.f. 09/08/2023)
Smt. Mamta Verma, IAS (w.e.f. 01/05/2023)
Shri Balwant Singh, IAS, (Retd.) (w.e.f. 20/04/2022)
Prof. Yogesh Singh (w.e.f. 15/08/2021)
Shri Bhadrash Mehta (w.e.f. 15/08/2021)
Dr. Rekha Jain (w.e.f. 20/04/2022)
Shri Milind Torawane, IAS, Managing Director (w.e.f. 13/04/2023)
Director (10/08/2017 up to 29/12/2022)
Shri K.D. Chatterjee (upto 19/04/2022)
Shri Jal Patel (upto 19/04/2022)
Dr. Rajiv Kumar Gupta, IAS (Retd.) (upto 07/06/2022)
Shri Pankaj Kumar, IAS (Retd.) (upto 31/01/2023)
Shri Sanjeev Kumar, IAS, Managing Director (upto 31/03/2023)
Smt. Mona Khandhar, IAS (upto 08/08/2023)

CHIEF FINANCIAL OFFICER

Mr. Nitesh Bhandari

COMPANY SECRETARY

Mr. Sandeep Dave

INTERNAL AUDITORS

Deloitte Haskins & Sells LLP

SECRETARIAL AUDITORS

Dhawal Chavda & Associates

REGISTRAR & SHARE TRANSFER AGENT

M/s KFin Technologies Limited, Hyderabad

BANKERS & FINANCIAL INSTITUTION

Axis Bank
Bank of Baroda
Federal Bank
HDFC Bank
ICICI Bank
IDBI Bank
IndusInd Bank
Kotak Mahindra Bank
Punjab National Bank
RBL Bank
State Bank of India
Union Bank of India
Yes Bank

STATUTORY AUDITORS

Manubhai & Shah LLP, Chartered Accountants, G-4, Capstone,
Opp. Chirag Motors, Sheth Mangaldas Road, Ellisbridge,
Ahmedabad – 380006, Gujarat, India.

COST AUDITORS

Ashish Bhavsar & Associates, Cost Accountants,
916, Shiromani Complex, Opp. Ocean Park, Nehrunagar,
Satellite Road, Ahmedabad – 380015, Gujarat, India.

REGISTERED OFFICE

Gujarat Gas CNG Station, Sector 5/C,
Gandhinagar – 382 006, Gujarat, India.

CORPORATE OFFICE

2, Shanti Sadan Society, Near Parimal Garden, Ellisbridge,
Ahmedabad – 380 006, Gujarat, India

11th ANNUAL REPORT 2022 - 23

CONTENTS	PAGE	CONTENTS	PAGE
(1) Notice	1	(12) Statement of Changes in Equity	122
(2) Board's Report	17	(13) Notes to Financial Statements	123
(3) Corporate Governance Compliance Certificate	59	Consolidated	
(4) Certificate of Non-Disqualification of Directors	60	(14) Report of the Comptroller and Auditor General of India	193
(5) Certificate of Compliance with Code of Conduct	61	(15) Independent Auditors' Report	194
(6) Business Responsibility & Sustainability Report (BRSR)	62	(16) Balance Sheet	204
Standalone		(17) Statement of Profit and Loss	205
(7) Report of the Comptroller and Auditor General of India	106	(18) Statement of Cash Flows	206
(8) Independent Auditors' Report	107	(19) Statement of Changes in Equity	208
(9) Balance Sheet	118	(20) Notes to Financial Statements	209
(10) Statement of Profit and Loss	119	(21) Statement Pursuant to Section 129 (3) of the	281
(11) Statement of Cash Flows	120	Companies Act, 2013 (AOC-1)	

**GUJARAT GAS LIMITED**

Registered Office: Gujarat Gas CNG Station, Sector 5/C, Gandhinagar – 382006, Gujarat
Tel: +91-79-26462980 Fax + 91-79-26466249

website: www.gujaratgas.com,

E-mail Id: Investors@GUJARATGAS.com

CIN: L40200GJ2012SGC069118

NOTICE OF 11TH ANNUAL GENERAL MEETING

NOTICE is hereby given that the **11th (Eleventh)** Annual General Meeting of the Members of Gujarat Gas Limited will be held on **Friday, 29th September, 2023 at 3:00 p.m.**, through Video Conference (“VC”) / Other Audio Visual Means (“OAVM”), to transact the following business:

ORDINARY BUSINESS

1. To receive, consider and adopt the Audited Financial Statements (Standalone & Consolidated) of the Company for the Financial Year ended 31st March, 2023 and the Reports of the Board of Directors together with the Reports of Statutory Auditors and Comments of the Comptroller & Auditor General of India.
2. To declare Dividend on equity shares for the Financial Year 2022-23.
3. To re-appoint Shri. Raj Kumar, IAS, (DIN: 00294527), who retires by rotation and being eligible offers himself for re-appointment.
4. To authorise the Board of Directors of the Company to fix remuneration of Statutory Auditors of the Company for Financial Year 2023-24, in terms of the provisions of Section 142 of Companies Act, 2013.

SPECIAL BUSINESS

5. To consider and if thought fit, to pass with or without modification(s), the following resolution as an **Ordinary Resolution:**
“RESOLVED THAT Shri J.P. Gupta, IAS, (DIN: 01952821) who was appointed as an Additional Director pursuant to provisions of Sections 149,152, 161 of the Companies Act, 2013 read with Companies (Appointment and Qualifications of Directors) Rules, 2014 [including any statutory modification(s) or re-enactment thereof for the time being in force] and Articles of Association of the Company and who holds office up to the date of this Annual General Meeting and in respect of whom, the Company has received a notice in writing under Section 160 of the Companies Act, 2013, from a Member proposing his candidature for the office of the Director be and is hereby appointed as a Director of the Company till further orders by Government of Gujarat in this regard, who shall be liable to retire by rotation.”
6. To consider and if thought fit, to pass with or without modification(s), the following resolution as an **Ordinary Resolution:**
“RESOLVED THAT Smt. Mamta Verma, IAS, (DIN: 01854315) who was appointed as an Additional Director pursuant to provisions of Sections 149,152, 161 of the Companies Act, 2013 read with Companies (Appointment and Qualifications of Directors) Rules, 2014 [including any statutory modification(s) or re-enactment thereof for the time being in force] and Articles of Association of the Company and who holds office up to the date of this Annual General Meeting and in respect of whom, the Company has received a notice in writing under Section 160 of the Companies Act, 2013, from a Member proposing her candidature for the office of the Director be and is hereby appointed as a Director of the Company till further orders by Government of Gujarat in this regard, who shall be liable to retire by rotation.”
7. To consider and if thought fit, to pass with or without modification(s), the following resolution as an **Ordinary Resolution:**
“RESOLVED THAT Shri Milind Torawane, IAS, (DIN: 03632394) who was appointed as an Additional Director and Managing Director w.e.f. 13th April, 2023 pursuant to provisions of Sections 149,152, 161 and other applicable provisions, if any of the Companies Act, 2013 read with the Companies (Appointment and Qualifications of Directors) Rules, 2014 [including any statutory modification(s) or re-enactment thereof for the time being in force] and the relevant Articles of Association of the Company and who holds office as an Additional Director up to the date of this Annual General Meeting and in respect of whom, the Company has received a notice in writing under Section 160 of the Companies Act, 2013, from a Member proposing his candidature, be and is hereby appointed as Managing Director of the Company, till further orders by Government of Gujarat in this regard, who shall not be liable to retire by rotation so long as he holds the position of Managing Director.”
8. To consider and if thought fit, to pass with or without modification(s), the following resolution as an **Ordinary Resolution:**
“RESOLVED THAT pursuant to the provisions of the Section 148 of the Companies Act, 2013 and other applicable provisions of the Companies Act, 2013, if any and the Companies (Audit and Auditors) Rules, 2014 (including any statutory modification(s) or re-enactment thereof, for the time being in force), the remuneration of M/s. Kailash Sankhlecha & Associates, Cost Accountants, (firm registration No. 100221) the Cost Auditors of the Company, (whose appointment and remuneration has been recommended by the Audit Committee and approved by the Board of Directors), for conducting the audit of the cost records maintained by the Company for the Financial Year 2023-24, i.e. Rs. 118000/- (Rupees One Lakh Eighteen Thousands only) + GST and out of pocket expenses, is hereby ratified.

RESOLVED FURTHER THAT the Board of Directors of the Company be and is hereby authorised to do all acts and to take such steps as may be necessary, proper and expedient to give effect to this resolution.”

**By Order of the Board
For Gujarat Gas Limited
Sandeep Dave
Company Secretary**

Date: 29th August, 2023
Place: Ahmedabad

Registered Office: Gujarat Gas CNG Station, Sector 5/C, Gandhinagar – 382006, Gujarat

Tel: +91-79-26462980 **Fax** + 91-79 26466249 **website:** www.gujaratgas.com **E-mail:** Investors@GUJARATGAS.com

**Notes:**

1. The Ministry of Corporate Affairs (MCA) has vide its circular dated 5th May, 2020 read with Circulars dated 8th April, 2020, 13th April, 2020, Circular dated 13th January, 2021, Circular dated 14th December, 2021, Circular dated 5th May, 2022 and Circular dated 28th December, 2022 (collectively referred as "MCA Circulars") and Securities and Exchange Board of India ("SEBI") vide its circular dated 12th May, 2020, circular dated 15th January, 2021, circular dated 13th May, 2022 and Circular dated 5th January, 2023 (collectively referred to as "SEBI Circulars") permitted convening of the Annual General Meeting through Video Conferencing (VC) or Other Audio Visual Means (OAVM), without the physical presence of the members at the common venue. In accordance with the MCA Circulars, provisions of the Companies Act, 2013 and the SEBI (Listing Obligations and Disclosure Requirements) Regulations, 2015, the Annual General Meeting of the Company is being held through VC/OAVM. The deemed venue for the AGM shall be Registered Office of the Company. The Central Depository Services (India) Limited will be providing facility for voting through remote e-voting, for participation in the AGM through VC/OAVM facility and e-voting during the AGM. The procedure for participating in the Meeting through VC/OAVM is explained in later part of Notes.
2. Generally, a member entitled to attend and vote at the meeting is entitled to appoint a proxy to attend and vote on poll instead of himself and the proxy need not be a member of the Company. Since this AGM shall be conducted through VC/OAVM, the facility for appointment of proxy by the members will not be available for the AGM and hence the Proxy Form and Attendance Slip including the Route Map are not annexed hereto.
3. Corporate Members are requested to send a scanned copy of its Board Resolution authorizing its representative to attend the AGM through VC/OAVM and to vote at the AGM pursuant to Section 113 of the Companies Act, 2013 to the scrutiniser at manojhurkat@hotmail.com.
4. An Explanatory Statement pursuant to Section 102 (1) of the Companies Act, 2013 relating to the special business to be transacted at the AGM and the relevant details of the Directors seeking appointment/re-appointment at the AGM as required under Regulation 36(3) of SEBI (Listing Obligations and Disclosure Requirements) Regulations, 2015 is annexed thereto. The Board of Directors have considered and decided to include the Item No. 5 to 8 given above as Special Business in the forthcoming AGM, as they are unavoidable in nature.
5. The Company has fixed **Monday, 11th September, 2023** as "Record Date" for determining entitlement of Final Dividend of Rs. 6.65/- (i.e. 332.5%) per Share for the Financial Year ended on 31st March, 2023.

ELECTRONIC DISPATCH OF ANNUAL REPORT AND PROCESS FOR REGISTRATION OF EMAIL ID FOR OBTAINING COPY OF ANNUAL REPORT/LOGIN CREDENTIALS FOR E-VOTING

6. In Compliance with the aforesaid MCA Circulars and SEBI Circular No. SEBI/HO/CFD/CMD1/CIR/P/2020/79 dated 12th May, 2020, SEBI Circular No. SEBI/HO/CFD/CMD2/CIR/P/2021/11 dated 15th January, 2021, SEBI Circular No. SEBI/HO/CFD/CMD2/CIR/P/2022/62 dated 13th May, 2022 and SEBI Circular No. SEBI/HO/CFD/PoD-2/P/CIR/2023/4 dated 5th January, 2023, the financial statements (including the Report of Board of Directors, Auditor's Report and other documents required to be annexed therewith) and Notice of AGM are being sent in electronic mode to Members whose E-mail addresses are registered with the Company or the Depository Participant(s).
7. Members who have not updated their E-mail addresses and mobile number with the Company/ R&TA KFin Technologies Limited/respective Depository Participants are requested to follow the below procedure to get their E-mail addresses updated to obtain the copy of Annual Report and Login Credentials for attending AGM/casting votes through E-voting at www.evotingindia.com:
 - **Shareholders holding Shares in physical mode:** The Shareholders are requested to update their email addresses and mobile number by sending following documents by E-mail at einward.ris@kfintech.com or by writing to R&TA at Selenium Tower B, Plot Nos. 31 & 32, Financial District, Nanakramguda, Serilingampally Mandal, Hyderabad – 500032:
 - a) A signed request letter mentioning your name, folio number, complete address and mobile number;
 - b) Form ISR-1
 - c) Self attested scanned copy of the PAN Card; and
 - d) Self attested scanned copy of any document (such as AADHAR Card, Driving Licence, Passport) in support of the address of the Member as registered with the Company.

- **Shareholders holding Shares in Demat mode:** The Shareholders holding Shares in Demat mode are requested to update their E-mail addresses and mobile number with their Depository Participants.

If you have any queries or issues regarding attending AGM & e-Voting from the CDSL e-Voting System, you can write an email to helpdesk.evoting@cdslindia.com or contact at toll free no. 1800 22 55 33. All grievances connected with the facility for voting by electronic means may be addressed to Mr. Rakesh Dalvi, Sr. Manager, (CDSL,) Central Depository Services (India) Limited, A Wing, 25th Floor, Marathon Futurex, Mafatlal Mill Compounds, N M Joshi Marg, Lower Parel (East), Mumbai – 400013 or send an email to helpdesk.evoting@cdslindia.com or call toll free no. 1800 22 55 33.



8. Notice of the AGM along with the Annual Report 2022-23 is also available on the website of the Company i.e. www.gujaratgas.com, websites of the Stock Exchanges i.e. BSE Limited and National Stock Exchange of India Limited at <https://www.bseindia.com/> and <https://www.nseindia.com/> respectively. Further, the AGM Notice will also be available on the website of CDSL www.evotingindia.com.

PROCEDURE FOR JOINING THE AGM THROUGH VC / OAVM

9. The Company will provide facility of VC/OAVM to its member for participating at the AGM. The Members can join the AGM in the VC/OAVM mode 15 minutes before and after the scheduled time of the commencement of the Meeting by following the procedure mentioned in the Notice. The facility of participation at the AGM through VC/OAVM will be made available to atleast 1000 members on first come first served basis. This will not include large Shareholders (Shareholders holding 2% or more shareholding), Promoters, Institutional Investors, Directors, Key Managerial Personnel, the Chairpersons of the Audit Committee, Nomination and Remuneration Committee and Stakeholders Relationship Committee, Auditors etc. who are allowed to attend the AGM without restriction on account of first come first served basis.
10. Members attending the AGM through VC/ OAVM shall be counted for purpose of reckoning the quorum under Section 103 of the Companies Act, 2013.

PROCEDURE FOR REMOTE E-VOTING AND E-VOTING DURING AGM

11. In compliance with provisions of Section 108 of the Companies Act, 2013 and Rule 20 of the Companies (Management and Administration) Rules, 2014, as amended and Regulation 44 of the SEBI (Listing Obligations and Disclosure Requirements) Regulations, 2015, the Company is pleased to provide facility to the Members to exercise their right to vote by electronic means in respect of the Resolution(s) contained in this Notice. The Company has engaged the services of Central Depository Services (India) Limited (CDSL) as the Authorised Agency to provide remote e-voting facility (i.e. the facility of casting votes by a Member by using an electronic voting system from a place other than the venue of a General Meeting) as well as e-voting facility during the AGM.
12. The cut off date for the purpose of e-voting (including remote e-voting) is Friday, 22nd September, 2023. A person whose name is recorded in the Register of Members or in the Register of Beneficial Owners maintained by the Depositories at the close of business hours on Friday, 22nd September, 2023 shall be entitled to vote on the resolutions proposed to be passed at the AGM by electronic means. The Voting rights of the members shall be in proportion of the paid-up value of their shares in the equity capital of the Company as on the cut off date for the purpose of the e-voting.
13. The Members may cast their votes on electronic voting system from any place (remote e-voting). The remote e-voting will be available during the following period after which the portal shall forthwith be blocked and shall not be available:

Commencement of remote e-voting	09:00 A.M. (IST) on Tuesday, 26th September, 2023
End of remote e-voting	05:00 P.M. (IST) on Thursday, 28th September, 2023

14. The Board of Directors of the Company have appointed M/s Manoj Hurkat & Associates, Practising Company Secretary, as the Scrutinizer to scrutinize the entire e-voting process (i.e. remote e-voting and e-voting facility during AGM) in a fair and transparent manner.
15. The Scrutinizer shall submit, on or before 30th September, 2023 (6:30 P.M.), a consolidated Scrutinizer's Report (for votes casted during the AGM and votes casted through remote e-voting) of the total votes cast in favour or against, if any, forthwith to the Chairman of the Company or a person authorised by him, who shall declare the result forthwith.
16. The Results declared alongwith the Scrutinizer's Report shall be placed on the Company's website www.gujaratgas.com and on the website of Central Depository Services (India) Limited immediately after the result is declared and shall be simultaneously communicated to the BSE Limited (BSE) and National Stock Exchange of India Limited (NSE) where the Equity Shares of the Company are Listed.
17. **Information and instructions relating to e-voting are given as under:**

Remote E-voting:

- (i) Pursuant to SEBI Circular No. **SEBI/HO/CFD/CMD/CIR/P/2020/242 dated 9th December, 2020**, under Regulation 44 of Securities and Exchange Board of India (Listing Obligations and Disclosure Requirements) Regulations, 2015, listed entities are required to provide remote e-voting facility to its shareholders, in respect of all shareholders' resolutions. Currently, there are multiple e-voting service providers (ESPs) providing e-voting facility to listed entities in India. This necessitates registration on various ESPs and maintenance of multiple user IDs and passwords by the shareholders. In order to increase the efficiency of the voting process, pursuant to a public consultation, it has been decided to enable e-voting to **all the demat account holders, by way of a single login credential, through their demat accounts/ websites of Depositories/ Depository Participants**. Demat account holders would be able to cast their vote without having to register again with the ESPs, thereby, not only facilitating seamless authentication but also enhancing ease and convenience of participating in e-voting process.



- (ii) In terms of SEBI circular no. **SEBI/HO/CFD/CMD/CIR/P/2020/242 dated 9th December, 2020** on e-Voting facility provided by Listed Companies, Individual shareholders holding securities in demat mode are allowed to vote through their demat account maintained with Depositories and Depository Participants. Shareholders are advised to update their mobile number and email Id in their demat accounts in order to access e-Voting facility.

Pursuant to aforesaid SEBI Circular, Login method for e-Voting and joining virtual meetings **for Individual shareholders holding securities in Demat mode** is given below:

Type of shareholders	Login Method
Individual Shareholders holding securities in Demat mode with CDSL	<ol style="list-style-type: none"> 1) Users who have opted for CDSL Easi / Easiest facility, can login through their existing user id and password. Option will be made available to reach e-Voting page without any further authentication. The users to login to Easi / Easiest are requested to visit CDSL website www.cdslindia.com and click on login icon & New System Myeasi Tab. 2) After successful login the Easi / Easiest user will be able to see the e-Voting option for eligible companies where the evoting is in progress as per the information provided by company. On clicking the evoting option, the user will be able to see e-Voting page of the e-Voting service provider for casting your vote during the remote e-Voting period or joining virtual meeting & voting during the meeting. Additionally, there are also links provided to access the system of all e-Voting Service Providers i.e. CDSL/NSDL/KFINTECH/ LINKINTIME, so that the user can visit the e-Voting service providers' website directly. 3) If the user is not registered for Easi/Easiest, option to register is available at CDSL website www.cdslindia.com and click on login & New System MyeasiTab and then click on registration option. 4) Alternatively, the user can directly access e-Voting page by providing Demat Account Number and PAN No. from a e-Voting link available on www.cdslindia.com home page. The system will authenticate the user by sending OTP on registered Mobile & Email as recorded in the Demat Account. After successful authentication, user will be able to see the e-Voting option where the evoting is in progress and also able to directly access the system of all e-Voting Service Providers.
Individual Shareholders holding securities in demat mode with NSDL	<ol style="list-style-type: none"> 1) If you are already registered for NSDL IDeAS facility, please visit the e-Services website of NSDL. Open web browser by typing the following URL: https://eservices.nsdl.com either on a Personal Computer or on a mobile. Once the home page of e-Services is launched, click on the "Beneficial Owner" icon under "Login" which is available under 'IDeAS' section. A new screen will open. You will have to enter your User ID and Password. After successful authentication, you will be able to see e-Voting services. Click on "Access to e-Voting" under e-Voting services and you will be able to see e-Voting page. Click on company name or e-Voting service provider name and you will be re-directed to e-Voting service provider website for casting your vote during the remote e-Voting period or joining virtual meeting & voting during the meeting. 2) If the user is not registered for IDeAS e-Services, option to register is available at https://eservices.nsdl.com. Select "Register Online for IDeAS "Portal or click at https://eservices.nsdl.com/SecureWeb/IdeasDirectReg.jsp 3) Visit the e-Voting website of NSDL. Open web browser by typing the following URL: https://www.evoting.nsdl.com/ either on a Personal Computer or on a mobile. Once the home page of e-Voting system is launched, click on the icon "Login" which is available under 'Shareholder/Member' section. A new screen will open. You will have to enter your User ID (i.e. your sixteen digit demat account number held with NSDL), Password/OTP and a Verification Code as shown on the screen. After successful authentication, you will be redirected to NSDL Depository site wherein you can see e-Voting page. Click on company name or e-Voting service provider name and you will be redirected to e-Voting service provider website for casting your vote during the remote e-Voting period or joining virtual meeting & voting during the meeting
Individual Shareholders (holding securities in demat mode) login through their Depository Participants	You can also login using the login credentials of your demat account through your Depository Participant registered with NSDL/CDSL for e-Voting facility. After Successful login, you will be able to see e-Voting option. Once you click on e-Voting option, you will be redirected to NSDL/CDSL Depository site after successful authentication, wherein you can see e-Voting feature. Click on company name or e-Voting service provider name and you will be redirected to e-Voting service provider website for casting your vote during the remote e-Voting period or joining virtual meeting & voting during the meeting.



Important note: Members who are unable to retrieve User ID/ Password are advised to use Forget User ID and Forget Password option available at above mentioned website.

Helpdesk for Individual Shareholders holding securities in demat mode for any technical issues related to login through Depository i.e. CDSL and NSDL

Login type	Helpdesk details
Individual Shareholders holding securities in Demat mode with CDSL	Members facing any technical issue in login can contact CDSL helpdesk by sending a request at helpdesk.evoting@cdslindia.com or contact at toll free no. 1800 22 55 33.
Individual Shareholders holding securities in Demat mode with NSDL	Members facing any technical issue in login can contact NSDL helpdesk by sending a request at evoting@nsdl.co.in or call at toll free no.: 1800 1020 990 and 1800 22 44 30

(iii) Login method for e-Voting and joining virtual meeting for **shareholders other than individual shareholders holding in Demat form & physical shareholders.**

- 1) The shareholders should log on to the e-voting website www.evotingindia.com
- 2) Click on "Shareholders" module.
- 3) Now enter your User ID
 - a. For CDSL: 16 digits beneficiary ID,
 - b. For NSDL: 8 Character DP ID followed by 8 Digits Client ID,
 - c. Shareholders holding shares in Physical Form should enter Folio Number registered with the Company.
- 4) Next enter the Image Verification as displayed and Click on Login.
- 5) If you are holding shares in demat form and had logged on to www.evotingindia.com and voted on an earlier e-voting of any company, then your existing password is to be used.
- 6) If you are a first-time user follow the steps given below:

	For Shareholders holding shares in Demat Form other than individual Shareholders and Physical Form
PAN	Enter your 10 digit alpha-numeric *PAN issued by Income Tax Department (Applicable for both demat shareholders as well as physical shareholders) * Shareholders who have not updated their PAN with the Company/Depository Participant are requested to use the sequence number provided in the E-mail sent to the Shareholders.
Dividend Bank Details OR Date of Birth (DOB)	Enter the Dividend Bank Details or Date of Birth (in dd/mm/yyyy format) as recorded in your demat account or in the company records in order to login. • If both the details are not recorded with the depository or company, please enter the member id / folio number in the Dividend Bank details field as mentioned in instruction (iii).

- (iv) After entering these details appropriately, click on "SUBMIT" tab.
- (v) Shareholders holding shares in physical form will then directly reach the Company selection screen. However, shareholders holding shares in demat form will now reach 'Password Creation' menu wherein they are required to mandatorily enter their login password in the new password field. Kindly note that this password is to be also used by the demat holders for voting for resolutions of any other company on which they are eligible to vote, provided that company opts for e-voting through CDSL platform. It is strongly recommended not to share your password with any other person and take utmost care to keep your password confidential.
- (vi) For shareholders holding shares in physical form, the details can be used only for e-voting on the resolutions contained in this Notice.
- (vii) Click on the EVSN for the relevant <Company Name> on which you choose to vote.
- (viii) On the voting page, you will see "RESOLUTION DESCRIPTION" and against the same the option "YES/NO" for voting. Select the option YES or NO as desired. The option YES implies that you assent to the Resolution and option NO implies that you dissent to the Resolution.
- (ix) Click on the "RESOLUTIONS FILE LINK" if you wish to view the entire Resolution details.
- (x) After selecting the resolution, you have decided to vote on, click on "SUBMIT". A confirmation box will be displayed. If you wish to confirm your vote, click on "OK", else to change your vote, click on "CANCEL" and accordingly modify your vote.
- (xi) Once you "CONFIRM" your vote on the resolution, you will not be allowed to modify your vote.
- (xii) You can also take a print of the votes cast by clicking on "Click here to print" option on the Voting page.
- (xiii) If a demat account holder has forgotten the login password then Enter the User ID and the image verification code and click on Forgot Password & enter the details as prompted by the system.



(xiv) **Facility for Non – Individual Shareholders and Custodians – Remote Voting**

- Non-Individual shareholders (i.e. other than Individuals, HUF, NRI etc.) and Custodians are required to log on to www.evotingindia.com and register themselves in the “Corporates” module.
- A scanned copy of the Registration Form bearing the stamp and sign of the entity should be emailed to helpdesk.evoting@cDSLindia.com.
- After receiving the login details a Compliance User should be created using the admin login and password. The Compliance User would be able to link the account(s) for which they wish to vote on.
- The list of accounts linked in the login should be mailed to helpdesk.evoting@cDSLindia.com and on approval of the accounts they would be able to cast their vote.
- A scanned copy of the Board Resolution and Power of Attorney (POA) which they have issued in favour of the Custodian, if any, should be uploaded in PDF format in the system for the scrutinizer to verify the same.
- Alternatively Non Individual shareholders are required to send the relevant Board Resolution/ Authority letter etc. together with attested specimen signature of the duly authorized signatory who are authorized to vote, to the Scrutinizer and to the Company at the email address viz; manojhurkat@hotmail.com, if they have voted from individual tab & not uploaded same in the CDSL e-voting system for the scrutinizer to verify the same.

INSTRUCTIONS FOR SHAREHOLDERS ATTENDING THE AGM THROUGH VC/OAVM & E-VOTING DURING MEETING ARE AS UNDER:

1. The procedure for attending meeting & e-Voting on the day of the AGM is same as the instructions mentioned above for Remote e-voting.
2. The link for VC/OAVM to attend meeting will be available where the EVSN of Company will be displayed after successful login as per the instructions mentioned above for Remote e-voting.
3. Shareholders who have voted through Remote e-Voting will be eligible to attend the meeting. However, they will not be eligible to vote at the AGM.
4. Shareholders are encouraged to join the Meeting through Laptops / IPads for better experience.
5. Further shareholders will be required to allow Camera and use Internet with a good speed to avoid any disturbance during the meeting.
6. Please note that Participants Connecting from Mobile Devices or Tablets or through Laptop connecting via Mobile Hotspot may experience Audio/Video loss due to Fluctuation in their respective network. It is therefore recommended to use Stable Wi-Fi or LAN Connection to mitigate any kind of aforesaid glitches.
7. Shareholders who would like to express their views/ask questions during the meeting may register themselves as a speaker by sending their request in advance **atleast 10 days prior to meeting** mentioning their name, demat account number/folio number, email id, mobile number at Investors@GUJARATGAS.com. The shareholders who do not wish to speak during the AGM but have queries may send their queries in advance **atleast 10 days prior to meeting** mentioning their name, demat account number/folio number, email id, mobile number at Investors@GUJARATGAS.com. These queries will be replied to by the company suitably. It is to be noted that Company reserves the rights to restrict the number of questions and number of speakers, as appropriate for smooth conduct of AGM.
8. Those shareholders who have registered themselves as a speaker will only be allowed to express their views/ask questions during the meeting.
9. Further, the facility of e-voting will also be available at the AGM and the members who have not cast their vote by remote e-voting on all or any of the resolutions set out in the Notice can cast their vote at the Meeting. The Members who have cast their vote by remote e-voting prior to the meeting may also attend the meeting but shall not be entitled to cast their vote again at the Annual General Meeting. If any Votes are cast by the shareholders through the e-voting available during the AGM and if the same shareholders have not participated in the meeting through VC/OAVM facility, then the votes cast by such shareholders shall be considered invalid as the facility of e-voting during the meeting is available only to the shareholders attending the meeting.

PROCEDURE FOR INSPECTION OF DOCUMENTS

18. All the documents referred to in the accompanying Notice and Explanatory Statements, shall be available for inspection through electronic mode on the basis of prior request. Members seeking to inspect such documents can send the e-mail to Investors@GUJARATGAS.com.
19. During the AGM, the Register of Directors and Key Managerial Personnel and their Shareholding maintained under Section 170 of the Act, the Register of Contracts or Arrangements in which the Directors are interested under Section 189 of the Act shall be available for inspection electronically by the Members during the E-AGM upon login CDSL e-voting system at <https://www.evotingindia.com>.

**DIVIDEND RELATED INFORMATION:**

20. Subject to approval of the Members at the AGM, the Dividend will be paid by the Company on or before **Saturday, 28th October, 2023** to the Members whose name appears on the Company's Register of Members as on the Record Date i.e. **Monday, 11th September, 2023** as Beneficial owners as at the close of business hours on **Monday, 11th September, 2023**, as per the list to be furnished by the Depositories in respect of the shares held in electronic form and for physical shareholders after giving effect to all valid share transfer in physical form received as at the close of business hours on **Monday, 11th September, 2023**.
21. It is to be noted that payment of Dividend shall be made through electronic mode to the shareholders who have updated their bank details. Dividend Warrants/Demand drafts will be dispatched to the registered address of the Shareholders who have not updated their bank details.
22. Members holding shares in Demat Form are hereby informed that bank particulars registered with their respective Depository Participants, with whom they maintain their Demat accounts, will be used by the Company for the payment of Dividend. The Company or its Registrar cannot act on any request received directly from the Members holding shares in Demat Form for any change of bank particulars. Such changes are to be intimated only to the Depository Participant(s) of the Members. Members holding shares in Demat form are requested to intimate any change in their address and / or bank mandate immediately to their Depository Participants.
23. Members holding shares in Physical Form are requested to register / update Bank Mandates by submitting following details / documents by E-mail at einward.ris@kfintech.com or by writing to our R&TA, KFin Technologies Limited (KFinTech):
- Name and Branch of Bank in which Dividend is to be received and Bank Account Type;
 - Bank Account Number allotted by your Bank after implementation of Core Banking Solutions;
 - 11 digit IFSC Code; and
 - Self attested scanned copy of cancelled cheque bearing the name of the Member or first holder, in case Shares are held jointly.
 - Form ISR-2, Form ISR-1
24. **INFORMATION ON TDS ON DIVIDEND INCOME:**
Members may note that the Income Tax Act, 1961 mandates that dividends paid or distributed by a Company shall be taxable in the hands of the Shareholders. The Company shall therefore be required to deduct Tax at Source (TDS) at the time of payment of dividend as per the provisions of the Income Tax Act, 1961.

**APPLICABILITY OF TDS/WITHHOLDING TAX ON DIVIDEND WILL BE AS UNDER:
FOR RESIDENT SHAREHOLDERS:**

Category of shareholder	Tax Deduction Rate	Exemption applicability/ Documentation requirement
Resident Individual Shareholder	10%	No TDS shall be deducted in the case where the total Dividend Income for FY 2023-24 to the Individual Shareholder from the respective entity paying the dividend does not exceed ₹ 5,000/-
Resident Individual submitting form 15G/15H	NIL	<ul style="list-style-type: none"> Duly filled Form 15G (Individual less than 60 years) Duly filled Form 15H (Individual with age 60 years or more) Blank Form 15G and 15H can be downloaded from GGL's website at https://www.gujaratgas.com/investors/tds-on-dividend/
Insurance Companies	NIL	<ul style="list-style-type: none"> Self-Attested copy of PAN & IRDAI Registration Certificate Duly signed self-declaration Declaration format can be downloaded from GGL's website at https://www.gujaratgas.com/investors/tds-on-dividend/
Mutual Funds	NIL	<ul style="list-style-type: none"> Self-Attested copy of PAN & Registration Certificate issued by SEBI Duly signed self-declaration that its income is exempt under Section 10(23D) of the Act and there is no requirement to deduct TDS in view of section 196(iv) of the Income Tax Act Declaration format can be downloaded from GGL's website at https://www.gujaratgas.com/investors/tds-on-dividend/
Alternative Investment Fund Category- I & II	NIL	<ul style="list-style-type: none"> Self-Attested copy of PAN & Registration Certificate issued by SEBI Self-Declaration that its income is exempt under section 10(23FBA) read with Section 115UB read with Section 197A(1F) of the Act.
New Pension System (NPS) Trust	NIL	<ul style="list-style-type: none"> Attested copies of registration documents and PAN Self-declaration that it qualifies as NPS trust and income is eligible for exemption under Section 10(44) of the Act and being regulated by the provisions of the Indian Trusts Act, 1882 and there is no requirement to deduct TDS.



Any other entity exempt from withholding tax under the provisions of Income Tax Act, 1961 (including those mentioned in Circular No. 18/2017 issued by Central Board of Direct Taxes ('CBDT'))	NIL	<ul style="list-style-type: none"> Self-attested copy of documentary evidence supporting the exemption along with self-attested copy of PAN card. A Declaration that they are covered under the circular No.18/2017 issued by CBDT & TDS is not required to be deducted on dividend income accrued to them
Order u/s 197 of the Act	Rate provided in the order	<ul style="list-style-type: none"> Valid Lower / NIL Withholding Tax Certificate obtained from Income Tax Authorities for the F.Y. 2023-24 Self-attested copy of PAN Gujarat Gas Limited's tax deduction account number (TAN) which is required for applying lower/ nil TDS certificate is AHMG05349B.

FOR NON-RESIDENT SHAREHOLDERS

Category of shareholder	Tax Deduction Rate	Exemption applicability/ Documentation requirement
Non-Resident Shareholder including Foreign Institutional Investors / Foreign Portfolio Investors ('FII/FPI']	20% (plus applicable surcharge and cess) or Tax treaty rate (if the same is availed on the basis of submission of requisite documents & disclosures)	<p>If Non-Resident Shareholder wishes to avail the benefits of Tax Treaty, they will have to submit the following:</p> <ul style="list-style-type: none"> Self-attested copy of Permanent Account Number (PAN Card), if any, allotted by the Indian income tax authorities; Self-attested copy of Tax Residency Certificate (TRC) applicable for FY 2023-24 obtained from the tax authorities of the Country of which the Shareholder is resident. Copy of Form 10F electronically filed with income tax department: Shareholders who have PAN and propose to claim treaty benefit need to mandatorily file the Form 10F online on the Income Tax web portal. <p>CBDT have exempted those non-residents who are not having PAN and are not required to have PAN as per the law from mandatory e-filing of Form 10F online until September 30, 2023 and such non-residents may make this statutory compliance of filing Form 10F in manual form as was being done prior to issuance of the Notification No. 3/2022 till September 30, 2023 only.</p> <ul style="list-style-type: none"> Self-Declaration by the Non-Resident Shareholder of having no Permanent Establishment (No PE) / Fixed Base in India, beneficial ownership & compliance with provisions of Multilateral Instrument (MLI). For FII & FPI, in addition to the above documents, certificate of registration with SEBI is also required to be submitted <p>The format for "Form 10F" and "Self Declaration by Non-Residents" can be downloaded from GGL's website at https://www.gujaratgas.com/investors/tds-on-dividend/</p> <p>In case of shareholder being tax resident of Singapore, please furnish the letter issued by the competent authority or any other evidence demonstrating the non-applicability of Article 24 - Limitation of Relief under India-Singapore DTAA.</p> <p>The Company is not obligated to apply the beneficial DTAA rates at the time of Tax deduction / withholding on Dividend amounts. Application of beneficial DTAA Rate shall depend upon the completeness and satisfactory review by the Company, of the documents submitted by Non-Resident Shareholder.</p>
Submitting Order under section 197 or 195 of the Act.	Rate provided in Order	<ul style="list-style-type: none"> Valid Lower / NIL Withholding Tax Certificate obtained from Income Tax Authorities for the F.Y. 2023-24 Self-attested copy of PAN <p>Gujarat Gas Limited's tax deduction account number (TAN) which is required for applying lower/ nil TDS certificate is AHMG05349B.</p>
Any non-resident shareholder exempt from withholding tax deduction as per Income Tax Act or any other law granting overriding exemption/ immunity	NIL or applicable rate as per document	<p>Necessary documentary evidence substantiating exemption from Withholding Tax deduction.</p> <p>The granting of exemption benefit shall depend upon the completeness and satisfactory review by the Company, of the documents submitted.</p>



The Shareholders are requested to upload the said Documents/Forms on the upload centre of Company's ['R&TA'] <https://ris.kfintech.com/form15/> on or before **13th September, 2023** in order to enable the Company to determine and deduct appropriate TDS / Withholding Tax Rate. *The forms shall be submitted through the above specified mode only, no other mode shall be accepted.* No communication on the Tax determination / deduction shall be entertained post the aforementioned timeline.

The Shareholders holding shares under multiple accounts under different status / category and having single PAN, may note that, higher of the tax as applicable to the status in which shares held under a PAN will be considered on their entire holding in different accounts.

Application of TDS rate is subject to necessary due diligence including verification by the Company of the details of the Member(s) available as per the Register of Members on the Record date, documents / other information available in the records of the Company / its Registrar & Transfer Agents (RTA) and other reliable source(s). The Company may deduct TDS on Dividend at the maximum applicable rate, in case of any incomplete, conflicting or ambiguous information and/or the valid proper documents and/or information not provided by the Member(s).

In the event of any Income Tax demand (including interest, penalty, etc.) arising from any misrepresentation, inaccuracy or omission of information provided / to be provided by the Shareholder(s), such Shareholder(s) will be responsible to indemnify the Company and also, provide the Company with all information / documents and co-operation in any appellate proceedings.

It may be further noted that in case the tax on said dividend is deducted at a higher rate in absence of receipt of the aforementioned details / documents from residential shareholders, there would still be an option available to the shareholder to claim the appropriate refund at the time of filing the return of income as per eligibility. No claim shall lie against the Company for such taxes deducted.

The Company vide separate email have sent detailed communication for deduction of Tax at Source on dividend on 8th July, 2023. The said communication is also available at Company's website at <https://www.gujaratgas.com/investors/tds-on-dividend/>.

IEPF RELATED INFORMATION:

25. The Company had paid dividends to its shareholders and pursuant to the Companies Act, 2013, the amount of such dividends pertaining to FY 2014-15, that was unclaimed/ unpaid have been transferred to the Investor Education and Protection Fund (IEPF) of the Government. Members who have not encashed their dividend warrants pertaining to FY 2015-16 to FY 2021-22, may approach the Company or its Registrar & Share Transfer Agent for obtaining payment thereof mentioning the relevant folio number or DPID/ Client ID, for issuance of duplicate / revalidated dividend warrant(s).

Pursuant to the provisions of Section 124 of the Companies Act, 2013 read with the Investor Education and Protection Fund Authority (Accounting, Audit, Transfer and Refund) Rules, 2016, the Company has transferred 2,29,709 Equity Shares corresponding to the unclaimed Dividend declared by the Company for the FY 2014 - 2015 to the demat account held by IEPF Authority after following the due procedure prescribed under the Companies Act, 2013 and the IEPF Rules.

The Company has been sending reminders to those members having unpaid/unclaimed dividends before transfer of such dividend(s) to IEPF. The Company has uploaded full details (Name, Folio no/DP id/Client id) of such shareholders on its website www.gujaratgas.com. Members who have not encashed their dividend pertaining to the FY 2015-16 to FY 2021-22 are advised to write to the Company or KFin Technologies Limited (KFin), the Registrar and Share Transfer Agent, at Selenium Tower B, Plot 31 - 32, Gachibowli, Financial District, Nanakramguda, Hyderabad - 500 032, Toll free no.: 1800 309 4001 or e-mail: inward.ris@kfintech.com immediately for obtaining payment thereof mentioning the relevant Folio number or DP ID and Client ID along with bank details.

The aforesaid Rules provides for the manner of transfer of the unpaid and unclaimed dividends to IEPF and the manner of transfer of shares in case any dividend has not been encashed by the shareholders on such shares during the last seven years to the designated demat account of the IEPF Authority. As per the requirement, the Company had sent information to all the shareholders who had not claimed/encashed dividends in the last seven years intimating, amongst other things, the requirements of the aforesaid rules with regard to transfer of shares and that in the event those shareholders do not claim any unclaimed/unpaid dividends for the past seven years, the Company will be required to transfer the respective shares to the IEPF demat Account by the due date prescribed as per the aforesaid rules and as amended from time to time. The Company had also simultaneously published notice in the leading newspaper in English and regional language dated 5th July, 2023 having wide circulation as per statutory requirement and uploaded on the "Investors Section" of the Website of the Company viz. www.gujaratgas.com giving details of such shareholders and shares due to be transferred. In case valid claim is not received, the respective shares will be credited to the demat account of the IEPF Authority.



26. Members may note that they can claim back the Shares as well as unclaimed Dividends transferred to the IEPF Authority. Concerned Members/Investors are advised to visit the weblink <http://www.iepf.gov.in/IEPF/refund.html> or contact R&TA for lodging claim for refund of Shares and/or Dividend from the IEPF Authority.

OTHER INFORMATION:

27. **As per Regulation 40 of the SEBI (Listing Obligations and Disclosure Requirements) Regulations, 2015, as amended, Securities of listed companies can be transferred only in Dematerialized Form with effect from 1st April, 2019, except in case of request received for transmission or transposition of securities. In view of this and to eliminate all risks associated with physical shares, members holding shares in Physical Form are requested to consider converting their holdings to Dematerialized Form.**
28. **The Securities and Exchange Board of India has mandated the submission of Permanent Account Number (PAN) by every participant in securities market. Accordingly, if not submitted, Members holding Shares in electronic mode are, therefore, requested to submit the PAN details to their Depository Participants with whom they are maintaining their demat accounts. Further, the Members holding Shares in physical form can submit their PAN details to KFin Technologies Limited.**
29. SEBI with an objective to streamline and strengthen the procedures and processes with regard to handling and maintenance of records, transfer of securities etc. issued Guidelines, wherein, it requires companies to take special efforts to collect copy of PAN and bank account details of the physical shareholders. Accordingly, physical shareholders who have not submitted, are requested to provide/submit the self attested copy of PAN Card, Original Cheque leaf duly cancelled with name of 1st holder/sole holder (if name is not printed, self-attested copy of first and last page of recently updated pass book of 1st holder) to the R&TA.
30. As stipulated under Regulation 36 of the SEBI (Listing Obligations and Disclosure Requirements) Regulations, 2015, profile of Directors seeking re-appointment / appointment is separately annexed herewith.
31. The Resolutions will be deemed to be passed on the Annual General Meeting date subject to receipt of requisite number of votes in favour of the Resolutions.
32. Shareholders are requested to refer Communication addressed to shareholders uploaded at <https://www.gujaratgas.com/resources/downloads/investor-service-procedure-for-physical-shareholders-29122021.pdf> and submit requisite documents in line with statutory requirements.

Date: 29th August, 2023
Place: Ahmedabad

For Gujarat Gas Limited
Sd/-
Sandeep Dave
Company Secretary

Registered Office: Gujarat Gas CNG Station, Sector 5/C, Gandhinagar – 382006, Gujarat
Tel: +91-79-26462980 **Fax** + 91-79 26466249 **website:** www.gujaratgas.com **E-mail:** Investors@GUJARATGAS.com



ANNEXURE TO THE NOTICE

EXPLANATORY STATEMENT PURSUANT TO SECTION 102 (2) OF THE COMPANIES ACT, 2013

Item No. 5 Appointment of Shri J.P. Gupta, IAS as Director liable to retire by rotation.

Shri J.P. Gupta, IAS, had been appointed as an Additional Director by the Board of Directors effective from 9th August, 2023, in view of communication no – FD/0266/08/2023 dated 08/08/2023 received from Finance Department, Government of Gujarat. He and his relatives hold nil shares of the Company.

As per the provisions of section 161 of the Companies Act, 2013 and the Articles of Association of the Company, he holds the office of Director till the conclusion of this Annual General Meeting. A notice under section 160 of the Companies Act, 2013, has been received from a shareholder, signifying the intention to propose his candidature for appointment as the Director of the Company.

Accordingly, the Board recommends the said resolution in relation to his appointment as Director liable to retire by rotation, for your approval by passing an ordinary resolution.

His brief profile, nature of his expertise in specific functional areas, disclosure of relationships between directors, inter-se, names of companies in which he holds Directorship, Committee Memberships/ Chairmanships, his shareholding etc and other information is annexed to this Explanatory Statement.

Copy of aforesaid communication from Finance Department would be available for inspection through electronic mode.

None of the Directors/Promoters or Key Managerial Personnel (KMP) or relatives of Directors/Promoters and KMPs, except Shri J.P. Gupta, IAS, is concerned or interested in the Resolution at Item No. 5 of the Notice. Shri J.P. Gupta, IAS and his relatives, if any, are interested or concerned in the Resolution concerning his appointment proposed at Item No. 5.

Item No. 6 Appointment of Smt. Mamta Verma, IAS as Director liable to retire by rotation.

Smt. Mamta Verma, IAS, had been appointed as an Additional Director by the Board of Directors effective from 1st May, 2023, in view of communication no – EPCD/0308/04/2023 dated 28/04/2023 received from Energy and Petrochemicals Department, Government of Gujarat. She and her relatives hold nil shares of the Company.

As per the provisions of section 161 of the Companies Act, 2013 and the Articles of Association of the Company, she holds the office of Director till the conclusion of this Annual General Meeting. A notice under section 160 of the Companies Act, 2013, has been received from a shareholder, signifying the intention to propose her candidature for appointment as the Director of the Company.

Accordingly, the Board recommends said resolution in relation to her appointment as Director liable to retire by rotation, for your approval by passing an ordinary resolution.

Her brief profile, nature of her expertise in specific functional areas, disclosure of relationships between directors, inter-se, names of companies in which she holds Directorship, Committee Memberships/ Chairmanships, her shareholding etc and other information is annexed to this Explanatory Statement.

Copy of aforesaid communication from Energy and Petrochemicals Department would be available for inspection through electronic mode.

None of the Directors/Promoters or Key Managerial Personnel (KMP) or relatives of Directors/Promoters and KMPs, except Smt. Mamta Verma, IAS, is concerned or interested in the Resolution at Item No. 6 of the Notice. Smt. Mamta Verma, IAS and her relatives, if any, are interested or concerned in the Resolution concerning her appointment proposed at Item No. 6.

Item No. 7 Appointment of Shri. Milind Torawane, IAS as Managing Director.

Shri. Milind Torawane, IAS had been appointed as the Additional Director and Managing Director w.e.f. 13th April, 2023, pursuant to communication No. AIS/35.2019/54/G. dated 12th April, 2023 issued by General Administration Department, Government of Gujarat.

Subject to provisions of the Companies Act, 2013 and the Articles of Association of the Company, so long as Shri Milind Torawane, IAS, is the Managing Director of the Company, his position is not liable to retire by rotation. However, in view of his appointment as an Additional Director and Managing Director w.e.f. 13th April, 2023, the appointment of Shri Milind Torawane, IAS, is being regularized. It may also be noted that the provisions of the Companies Act, 2013 and Rules made thereunder for appointment of Managing Director are not applicable to your Company as your Company is a Government Company. It is also disclosed that Shri Milind Torawane, IAS and his relatives are not holding any equity shares of the Company.



As per the provisions of section 161 of the Companies Act, 2013 and the Articles of Association of the Company, he holds the office of Director till the conclusion of this Annual General Meeting. A notice under section 160 of the Companies Act, 2013, has been received from a shareholder, signifying the intention to propose his candidature for continuing his appointment as a Director of the Company. It is to be noted that Shri Milind Torawane, IAS shall continue to hold the position of the Managing Director of the Company w.e.f. 13th April, 2023 pursuant to the aforesaid communication dated 12th April, 2023 of General Administration Department, Government of Gujarat till further orders by Government of Gujarat in this regard.

Accordingly, the Board recommends the said resolution in relation to regularization of his appointment, for your approval by passing an ordinary resolution.

His brief profile, the nature of his expertise in specific functional areas, disclosure of relationships between directors, inter-se, names of companies in which he holds Directorship, Committee Memberships/ Chairmanships, his shareholding etc and other information is annexed to this Explanatory Statement.

Copy of aforesaid communication from General Administration Department, Government of Gujarat would be available for inspection through electronic mode.

None of the Directors/Promoters or Key Managerial Personnel (KMP) or relatives of Directors/Promoters and KMPs, except Shri. Milind Torawane, IAS, is concerned or interested in the Resolution at Item No. 7 of the Notice. Shri. Milind Torawane, IAS and his relatives, if any, are interested or concerned in the Resolution concerning his appointment proposed at Item No. 7.

Item No. 8 Ratification of remuneration of Cost Auditors for FY 2023-24.

The Board of Directors at its Meeting held on 2nd August, 2023, on the recommendation of the Audit Committee, appointed M/s Kailash Sankhlecha & Associates, (firm Registration No. 100221) as the Cost Auditors to conduct the Audit of the cost accounts / records maintained by the Company for the Financial Year 2023-24 at the remuneration of Rs 1,18,000/- (Rupees One Lakh Eighteen Thousands only) + GST and out of pocket expenses.

In accordance with the provisions of Section 148 of the Companies Act, 2013 read with the Companies (Audit and Auditors) Rules, 2014, including any statutory modification(s) or re-enactment thereof for the time being in force, the said remuneration payable for FY 2023-24 to M/s Kailash Sankhlecha & Associates, Cost Accountants as Cost Auditor is required to be ratified by the Members of the Company.

Therefore, the Directors recommend the Resolution at Item No. 8 of this Notice for your ratification / approval.

None of the Directors/Promoters or Key Managerial Personnel (KMP) or relatives of Directors/Promoters and KMPs is / are, in any way, concerned or interested, financially or otherwise, in the aforesaid Resolution No. 8 of this Notice.

**ANNEXURE TO THE EXPLANATORY STATEMENT**

Information pursuant to Regulation 36 (3) of the SEBI (Listing Obligations and Disclosure Requirements) Regulations, 2015 and Secretarial Standards on General Meetings (SS-2) of Directors seeking appointment / re-appointment / continuation of appointment at the forthcoming Annual General Meeting

Name of Director	Shri Raj Kumar, IAS	Shri. JP Gupta, IAS
DIN No.	00294527	01952821
Date of Birth	06/01/1965	01/07/1965
Date of the first appointment on the Board	21st July, 2022	9th August, 2023
Qualifications	He possesses a degree of B.Tech. in Electrical Engineering and M. Sc. in Public Policy.	He possesses a degree of B.E. (Mech. Engg.), LL.B., M.A. (Public Administration).
Nature of Expertise / Experience	He is a Senior IAS Officer having rich experience in the field of Management & Administration. He commands a very vast and varied experience. As an IAS officer, he has worked in various capacities covering a very wide spectrum of Government departments, both at State and Central level. Presently, he is the Chief Secretary to Government of Gujarat. Before being appointed as Chief Secretary, to Government of Gujarat, he served as Additional Chief Secretary, Home Department, Government of Gujarat, Secretary, Department of Defence Production, Ministry of Defence, Govt of India. He has been Chairman/Managing Director/ Director in many Central & State PSUs, during his tenure in government service. During his long spanning career, he has also participated in various national and international training programmes covering a wide range of topics. He has received many awards during his career in recognition of excellence in service and he also has several publications to his credit.	He is a Senior IAS Officer having rich experience in the field of Management & Administration. He has held various important positions in Government of Gujarat (GoG) including Commissioner at Health & Medical Edu Dept., Commissioner of Health at Health & Family Welfare Dept., Mission Director at State Rural Health Mission, Commissioner at Transport Dept. Gandhinagar, Spl. Commissioner at Finance Dept. Commercial Taxes Ahmedabad, etc. He has served as Director on the Board of various Companies including Bhavnagar Energy Company Limited, Gujarat Water Infrastructure Limited, Gujarat State Investment Limited, The Gujarat State Civil Supplies Corporation Limited, Guj Info Petro Limited, Gujarat Arogya Seva Private Limited, Gujarat Urban Development Company Limited, Gujarat Medical Services Corporation Limited. At present, he is Additional Chief Secretary, Finance Department, Government of Gujarat.
Terms and Conditions of Appointment and details of Remuneration	Nominee Director. He does not draw any remuneration from Company except out of pocket expenses for attending meeting of Board/Committee of Directors.	Nominee Director. He does not draw any remuneration from Company except out of pocket expenses for attending meeting of Board/Committee of Directors.
Names of other Companies in which the person also holds the directorship including listed entities	Gujarat State Petroleum Corporation Limited Gujarat State Petronet Limited Diamond Research and Mercantile City Limited GSPL India Transco Limited GSPL India Gasnet Limited Gujarat State Fertilizer & Chemicals Ltd. Gujarat Maritime Board Sardar Sarovar Narmada Nigam Limited	Gujarat State Petroleum Corporation Limited Gujarat State Investment Limited Gujarat State Financial Services Limited Gujarat State Fertilizers & Chemicals Limited Gujarat Narmada Valley Fertilizers Co. Limited Gujarat Alkalies and Chemicals Limited Gujarat International Finance-Techcity Company Limited (GIFTCL) Sardar Sarovar Narmada Nigam Limited Gujarat Metro Rail Corporation (GMRC) Limited
No. of Share held including shareholding as beneficial owner	Nil	Nil
Memberships/ Chairmanships of committees of Board of Directors of Company	Nil	Audit Committee – Member Risk Management Committee – Chairman Corporate Social Responsibility Committee – Member Project Committee – Member



ANNEXURE TO THE EXPLANATORY STATEMENT

<p>Chairman/ Member of the Committees of other Companies including listed entities</p>	<p>Gujarat State Petronet Limited Stakeholder Relationship Committee- Member Project Management Committee-Chairman Personnel Committee-Chairman Gujarat State Petroleum Corporation Limited Corporate Social Responsibility Committee-Chairman GSPC Committee of Directors for Financial Restructuring-Chairman GSPC Committee of Directors for Onshore Blocks-Chairman HR Committee-Member Project Committee-Chairman Nomination & Remuneration Committee-Member GSPL India Gasnet Limited Audit Committee – Chairman GSPL India Transco Limited Audit Committee – Chairman</p>	<p>Gujarat State Investments Limited Audit Committee- Chairman Corporate Social Responsibility Committee-Chairman Gujarat State Petroleum Corporation Limited Audit Committee-Member Committee of Directors for Financial Restructuring-Member Committee of Directors for Onshore block-Member Project Committee-Member HR Committee-Member Gujarat Alkalies and Chemicals Limited Corporate Social Responsibility Committee-Member Gujarat Narmada Valley Fertilizers and Chemicals Limited Audit Committee- Member Project Committee- Member Gujarat State Fertilizers & Chemicals Limited Finance-cum Audit Committee- Member Risk Management Committee- Member Corporate Social Responsibility Committee-Member Gujarat State Financial Services Limited Audit Committee- Member Corporate Social Responsibility Committee-Chairman Finance Committee- Chairman Personnel Committee- Chairman Investment Committee- Chairman Asset Liability Management Committee- Chairman Risk Management Committee- Chairman Gujarat International Finance-Techcity Company Limited (GIFTCL) Audit Committee- Member Gujarat Metro Rail Corporation (GMRC) Limited Audit Committee- Chairman Corporate Social Responsibility Committee-Chairman Project Committee- Member</p>
<p>Names of listed entities from which a person has resigned in the past three years</p>	<p>Gujarat Alkalies and Chemicals Limited Gujarat Mineral Development Corporation Limited</p>	<p>Gujarat State Petronet Limited</p>
<p>No. of Meetings of the Board attended during the Financial Year (2022-23)</p>	<p>2</p>	<p>0 (appointed w.e.f. 9th August, 2023)</p>
<p>Disclosure of relationship between directors inter-se</p>	<p>NA</p>	<p>NA</p>

**ANNEXURE TO THE EXPLANATORY STATEMENT**

Name of Director	Smt. Mamta Verma, IAS	Shri Milind Torawane, IAS
DIN No.	01854315	03632394
Date of Birth	01/04/1972	30/08/1972
Date of the first appointment on the Board	01/05/2023	13th April, 2023 as Managing Director (Director 10/08/2017 to 29/12/2022)
Qualifications	She is MA with Psychology and has done Post Graduation in Physiology.	He has done Bachelor of Engineering (Electronic & Telecommunication) and Masters in Public Administration at the Maxwell School of Syracuse University, USA.
Nature of Expertise / Experience	She is a Senior IAS Officer having rich experience in the field of Management & Administration. She has held various distinguished positions in Government of Gujarat such as Collector, District Development Officer, Additional Industries Commissioner, CEO of Ahmedabad Urban Development Authority and Special Commissioner, Commercial Taxes, Director, Municipal Administrator, CEO of Gujarat Urban Development Corporation, Secretary to Government, Industries and Mines Department. Presently, she is Principal Secretary to Government, Energy & Petrochemicals Department, Sachivalaya, Gandhinagar.	He is a Senior IAS Officer having rich experience in the field of Management & Administration. He has held various important positions in Government of Gujarat (GoG) like Municipal Commissioner-Surat Municipal Corporation, Secretary-Housing & Nirmal Gujarat, Additional Chief Executive-Gujarat Urban Development Mission. He has vast experience of working in the Finance Department of Government of Gujarat, as the Secretary (Expenditure) and also as the Secretary (Economic Affairs). He had also served as the Managing Director of Gujarat Alkalies and Chemicals Limited (GACL) and Gujarat State Investment Limited (GSIL). He has also served as Director on the Board of various Companies likes Gujarat State Financial Services Ltd (GSFSL), Gujarat State Electricity Corporation Limited (GSECL), Gujarat Mineral Development Corporation (GMDC), Gujarat Urja Vikas Nigam Limited (GUVNL), etc. He, was awarded the best District Development Officer [District - Narmada (Rajpipla)] in the year 2004-05. He was also declared the best Collector and District Magistrate in the year 2007-08 and 2009-10 by the Government of Gujarat.
Terms and Conditions of Appointment and details of Remuneration	Nominee Director. She does not draw any remuneration from Company except out of pocket expenses for attending meeting of Board/Committee of Directors.	Executive Director. He does not draw any remuneration from Company.
Names of other Companies in which the person also holds the directorship including listed entities	Gujarat State Electricity Corporation Limited Gujarat Urja Vikas Nigam Limited Gujarat Energy Transmission Corporation Limited Diamond Research and Mercantile City Limited Torrent Power Limited Gujarat Chemical Port Limited Gujarat Power Corporation Limited Gujarat Narmada Valley Fertilizers & Chemicals Limited Gujarat State Fertilizers & Chemicals Limited	Gujarat State Petroleum Corporation Limited Gujarat State Petronet Limited GSPC LNG Limited Sabarmati Gas Limited GSPC Pipavav Power Company Limited Gujarat State Energy Generation Limited Petronet LNG Limited GSPL India Transco Limited GSPL India Gasnet Limited
No. of Share held including shareholding as beneficial owner	Nil	Nil

**ANNEXURE TO THE EXPLANATORY STATEMENT**

Memberships/ Chairmanships of committees of Board of Directors of Company	Stakeholder Relationship Committee - Member Nomination and Remuneration Committee- Member Corporate Social Responsibility Committee - Member Business Responsibility & Sustainability Reporting Committee - Member	Audit Committee- Member Risk Management Committee- Member Project Committee- Member Corporate Social Responsibility Committee - Member HR Committee - Member
Chairman/ Member of the Committees of other Companies including listed entities	Nil	GSPL India Gasnet Limited CSR Committee – Chairman Gujarat State Petroleum Corporation Limited Corporate Social Responsibility Committee – Member Project Committee- Member HR Committee- Member Committee of Director for Financial Restructuring- Member Committee of Directors for Onshore Blocks- Member Gujarat State Petronet Limited Audit Committee – Member Stakeholder Relationship Committee- Member Corporate Social Responsibility Committee – Member Risk Management Committee- Member Project Management Committee- Member Personal Committee- Member GSPC Pipavav Power Company CSR Committee- Member Nomination & Remuneration Committee- Member Project Committee- Member
Names of listed entities from which a person has resigned in the past three years	Nil	Gujarat Mineral Development Corporation Limited Gujarat Alkalies and Chemicals Limited Gujarat Industries Power Company Limited
No. of Meetings of the Board attended during the Financial Year (2022-23)	0 (appointed w.e.f. 1st May, 2023)	2
Disclosure of relationship between directors inter-se	NA	NA

By Order of the Board
For Gujarat Gas Limited
Sd/-
Sandeep Dave
Company Secretary

Date: 29th August, 2023
Place: Ahmedabad

Registered Office: Gujarat Gas CNG Station, Sector 5/C, Gandhinagar – 382006, Gujarat
Tel: +91-79-26462980 **Fax** + 91-79 26466249 **website:** www.gujaratgas.com **E-mail:** Investors@GUJARATGAS.com

**BOARD'S REPORT****Dear Members,****Gujarat Gas Limited**

Your Directors have pleasure in presenting the 11th Annual Report and the Audited Financial Statements for the Financial Year ended on 31st March 2023.

Financial Highlights**(₹ in Crores)**

Particulars	Standalone Financials		Consolidated Financials	
	12 Months ended 31/03/2023	12 Months ended 31/03/2022	12 Months ended 31/03/2023	12 Months ended 31/03/2022
Revenue from Operations	17,306.16	16,787.35	17,306.16	16,787.35
Other income	101.27	90.74	101.33	90.87
Total income	17,407.43	16,878.09	17,407.49	16,878.22
Profit before interest, depreciation and tax	2,493.26	2,155.14	2,493.32	2,155.27
Less: Interest	40.35	56.82	40.35	56.82
Depreciation	428.26	384.91	428.26	384.91
Profit before tax	2,024.65	1,713.41	2,024.71	1,713.54
Share of Profit from equity accounted investee	-	-	2.86	1.62
Minority Interest	-	-	-	-
Profit/(Loss) Before Tax and share of profit of associate	2,024.65	1,713.41	2,027.57	1,715.16
Tax expenses	499.18	427.77	499.19	427.79
Net Profit after tax for the period	1,525.47	1,285.64	1,528.38	1,287.37
Other Comprehensive Income (after tax) (OCI)				
- Equity Instruments through OCI	6.22	2.12	6.22	2.12
- Remeasurements of post-employment benefit obligation, net of tax	2.30	0.57	2.30	0.57
- Share of Other comprehensive income of equity accounted investee	-	-	(0.16)	(0.01)
Total Comprehensive Income	1,533.99	1,288.33	1,536.74	1,290.05
RETAIN EARNINGS:				
Profit carried to retained earnings	1,525.47	1,285.64	1,528.38	1,287.37
Other Comprehensive Income carried to retained earnings	2.30	0.57	2.14	0.56
Add: Undistributed profit /(loss) of earlier years	4,710.91	3,562.38	4,741.55	3,591.30
Balance available for Appropriation	6,238.68	4,848.59	6,272.07	4,879.23
Less: Appropriations:				
Distribution of ESOP trust fund	-	-	(1.04)	-
Equity dividend	(137.68)	(137.68)	(137.68)	(137.68)
Surplus / (Deficit) retained	6,101.00	4,710.91	6,133.35	4,741.55
Earnings per Share (Face value of Rs. 2 each) (Basic & Diluted)	22.16	18.68	22.20	18.70



BOARD'S REPORT

PERFORMANCE HIGHLIGHTS

1. Gujarat Gas adjudged as the 'Star PSU of the Year' at The Economic Times Energy Leadership Awards 2022.
2. GGL credit rating upgraded to AAA/Stable (highest rating level) from AA+/Positive by CRISIL and India Ratings & Research.
3. Prepayment of long-term loan of ₹ 447 crores during FY 2023 making GGL a debt free company.
4. Highest ever Profit after Tax of ₹ 1,525.47 Crores (19% higher than FY '22)
5. Highest ever CNG volumes at average 2.43 mmscmd in FY2023 on the back of growth in station infrastructure (22% higher than 1.99 mmscmd in FY 2022).
6. Highest ever 1.79 Lakh Domestic customers commissioned in FY 2023 (16% higher than 1.54 Lakh in FY 2022).
7. 102 new CNG stations in FY 2023; crossing milestone of 800 CNG stations.
8. Government of Gujarat has reduced VAT on Dom & CNG consumers to 5% from 15%, improving competitiveness vis-à-vis alternate fuel.
9. GOI has revised APM Gas pricing methodology; at 10% of the Indian Crude Basket Price subject to a floor of \$4 and a ceiling of \$6.5/mmbtu w.e.f. 8th April, 2023. From FY 2025-26, floor and ceiling to be increased by \$0.25/mmbtu each year. Cost reduced from \$8.57 to \$6.50/mmbtu increasing competitiveness of Gas to alternate fuels at reduced prices.
10. Managed challenging scenario of unprecedented surge in spot prices by balancing the volumes and limiting price increases via continued engagement with customers / stakeholders.
11. Implemented India's 1st Pilot Project for Green Hydrogen blending with PNG Domestic supplies at NTPC Kawas Township, GGL Surat & Hazira GA have successfully completed taking in 5% blended Hydrogen in DPNG network with supply to 150+ numbers of households.
12. Electrical Vehicles (EV) charging facility commissioned at company owned CNG station at Kevadia as a pilot project with Tata Power.

DIVIDEND

Your Directors recommend for consideration of the shareholders at the 11th Annual General Meeting, the Dividend of ₹ 6.65/- per fully paid up equity share of ₹ 2/- each (332.5%) on 68,83,90,125 equity shares for the Financial Year 2022-23. This is 232.5% higher than FY '22 wherein dividend payout was ₹ 2 per share. During this year, Dividend Distribution Policy has been amended by the Board to include Government Guidelines as one of the factors for making dividend recommendation and the same has been considered for recommending proposed dividend for the Financial Year 2022-23. The weblink for Dividend Distribution Policy is available at <https://www.gujaratgas.com/resources/downloads/dividend-distribution-policy-w-e-f-10th-may-2023.pdf>

SUBSIDIARIES, JOINT VENTURES AND ASSOCIATES

Your Company does not have any subsidiary and joint venture. Guj Info Petro Limited is the Associate of your Company and the statement containing salient features of financial statements of Guj Info Petro Limited under first proviso to sub section (3) of section 129 in form **AOC-1** is attached at **Annexure-5**.

CONSOLIDATED FINANCIAL STATEMENTS

The Consolidated Financial Statements of the Company represents consolidation of Financial Statements of Guj Info Petro Limited (GIPL), the associate company and Gujarat Gas Limited Employees Welfare Stock Option Trust (ESOP Trust), in accordance with IND AS. The Audited Consolidated Financial Statements are provided in the Annual Report.

DEPOSITS

During the year under review, your Company has not accepted deposits from the public falling within the ambit of Section 73 of the Companies Act, 2013 read with Companies (Acceptance of Deposits) Rules, 2014.

PARTICULARS OF LOANS, GUARANTEES OR INVESTMENTS

The details of Loans, Guarantees, Securities and Investments, if any covered under the provisions of Section 186 of the Companies Act, 2013 are given in the Notes to the Financial Statements.

PARTICULARS OF CONTRACTS OR ARRANGEMENTS WITH RELATED PARTIES

All Related Party Transactions that were entered into during the financial year were on an arm's length basis and were in the ordinary course of business. A statement giving details of all Related Party Transactions is placed before the Audit Committee for approval/ratification on a quarterly basis, as the case may be. The policy on materiality of related party transactions and dealing with related party transactions as approved by the Board is uploaded on the Company's Website. None of the Directors has any pecuniary relationships or transactions vis-à-vis the Company. The particulars of contracts or arrangements with Related Parties referred to in Section 188 (1) of the Companies Act, 2013, as prescribed in Form AOC - 2 of the Companies (Accounts) Rules, 2014 is enclosed herewith as **Annexure -4** to this Report.

**BOARD'S REPORT**

Disclosures of transactions of the Company with person or entity belonging to the Promoter/Promoter Group which hold(s) 10% or more shareholding in the Company (₹ in Crores)

Name of Related Party	Relationship	Nature of Transactions & Balances	For Year ended 31st March 2023	For Year ended 31st March 2022
Gujarat State Petronet Limited - GSPL	Holding Company	Gas Transmission Expense	451.68	542.13
		Purchase of Natural Gas	-	2.23
		Right of Way Expense (ROW)	0.52	0.10
		Connectivity Charges	1.69	-
		Business Transfer- CGD Business of Amritsar & Bhatinda from GSPL to GGL	-	153.86
		Reimbursement of Expenses	0.34	0.28
		Dividend Paid	74.57	74.57
		Rent Expense	2.85	2.27
		Recharge of Salary - Expense	0.04	0.04
		Compression Charges	-	2.87
		Reimbursement of Deposit Receivable from Authorities	0.28	-
		O&M Charges - Income	0.05	0.04
		Rent - Income	0.03	0.03
		Reimbursement of Expenses - Income	0.01	10.01
		Recharge of Salary - Income	1.08	1.03
		Sale of Material - Income	-	0.23
		Deposit Given - Paid / (Refund) [Other than Connectivity]	0.44	(0.02)
		Deposit Given - Paid / (Refund) [For Connectivity]	12.00	4.00
		Supervision Charges -Income	-	0.01
		Interest on Late Payment	-	0.01
		Asset Purchase	8.05	-
		Balance at the period end		
		Amount Receivable/(Payable)	(23.36)	(19.36)
Deposits Asset / (Liability) - Net [Other than Connectivity]	2.47	2.03		
Deposit (For Connectivity)	51.32	39.32		
Bank Guarantee by GGL to GSPL	52.92	52.92		
Letter of Credit by GGL to GSPL	0.10	0.10		

All transactions amount disclosed above are inclusive of tax.

STATEMENT ON COMPLIANCES OF APPLICABLE SECRETARIAL STANDARDS

Your Directors hereby confirm that during the year, the Company has been compliant with the applicable mandatory Secretarial Standards issued by the Institute of Company Secretaries of India.



BOARD'S REPORT

CORPORATE SOCIAL RESPONSIBILITY

The Company has constituted a Corporate Social Responsibility (CSR) Committee in accordance with Section 135 of the Companies Act, 2013 read with Companies (Corporate Social Responsibility Policy) Rules, 2014 and Companies (CSR Policy) Amendment Rules, 2021. Pursuant to provisions of Section 135 of the Companies Act, 2013, the Company has also formulated a Corporate Social Responsibility Policy which is available on the website of the Company at <https://www.gujaratgas.com/resources/downloads/corporate-social-responsibility-policy-wef-1st-june-2021.pdf>. The Annual Report on CSR activities as required under the Companies (Corporate Social Responsibility Policy) Rules, 2014 and Companies (CSR Policy) Amendment Rules, 2021 is enclosed herewith as **Annexure - 2** to this Report. Further as required by Rule 8 of Companies (Corporate Social Responsibility Policy) Rules, 2014, Executive Summary of Impact Assessment Report for eligible CSR Project issued by Independent Agency had been placed before the Board of Directors at its meeting held on 10th May, 2023 and is being also attached to the Annual Report at **Annexure-2-A**.

BOARD OF DIRECTORS AND KEY MANAGERIAL PERSONNEL

Appointment and Resignation of Directors

Shri Raj Kumar, IAS had been appointed as Director with effect from 21st July, 2022 and his appointment was regularized in 10th AGM held on 29th August, 2022. Subsequently, Shri Raj Kumar, IAS, Chief Secretary, Government of Gujarat had been appointed as Chairman with effect from 21st February, 2023.

Shri Pankaj Kumar, IAS (Retd.) has ceased to be the Director and Chairman of the Company with effect from 1st February, 2023, upon superannuation. Your Directors wish to place on record, appreciation for the services rendered by him as the Chairman of the Company.

Shri Balwant Singh, IAS (Retd.) had been appointed as Independent Director and Dr. Rekha Jain had been appointed as Independent Woman Director with effect from 20th April, 2022 for the first tenure of 5 years. In the opinion of the Board, the Independent Directors fulfill the conditions specified in SEBI (LODR) 2015 and are independent of management. The Shareholders have approved appointment of Shri Balwant Singh, IAS (Retd.) as Independent Director and Dr. Rekha Jain as Independent Woman Director by postal ballot in July, 2022 (with majority of 99.9968% and 99.9973%, respectively). The Board of Directors of the Company had appointed CS Manoj Hurkat, as the Scrutinizer for conducting Postal Ballot through E-voting process.

Shri Milind Torawane, IAS ceased to be Director of the Company with effect from 30th December, 2022 on account of his transfer. Subsequently, Shri Milind Torawane, IAS has been appointed as Additional Director and Managing Director of your Company with effect from 13th April, 2023. It is proposed to appoint Shri Milind Torawane, IAS in the ensuing 11th Annual General Meeting. Shri Sanjeev Kumar, IAS has ceased to be Managing Director with effect from 1st April, 2023 on account of his transfer and appointment as Principal Secretary to Government, Forests & Environment Department, Sachivalaya, Gandhinagar. Your Directors wish to place on record, appreciation for the services rendered by him as the Managing Director of the Company.

Smt. Mamta Verma, IAS, Principal Secretary, Energy & Petrochemicals Department (EPD), Government of Gujarat had been appointed as Additional Director with effect from 1st May, 2023. It is proposed to appoint Smt. Mamta Verma, IAS at the ensuing 11th Annual General Meeting.

Shri J.P. Gupta, IAS, Additional Chief Secretary, Finance Department (FD), Government of Gujarat, had been appointed as Additional Director with effect from 9th August, 2023. It is proposed to appoint Shri J.P. Gupta, IAS at the ensuing 11th Annual General Meeting.

Dr. Rajiv Kumar Gupta, IAS has ceased to be Director of the Company with effect from 8th June, 2022, on account of his superannuation as Additional Chief Secretary Industries & Mines Department, Government of Gujarat. Your Directors wish to place on record, appreciation for the services rendered by him as Director of the Company.

Smt. Mona Khandhar, IAS, Principal Secretary (EA) Finance Department, Government of Gujarat had been appointed as Additional Director with effect from 20th February, 2023 and subsequently has ceased to be Director of the Company with effect from 9th August, 2023, on account of her transfer to Panchayats, Rural Housing & Rural Development Department, Government of Gujarat. Your Directors wish to place on record, appreciation for the services rendered by her as Director of the Company.

Shri Raj Kumar, IAS, Chairman will retire by rotation and it is proposed to reappoint him as the Director and Chairman of the Company in the ensuing 11th Annual General Meeting.

A brief resume of the Directors to be appointed at the ensuing Annual General Meeting, nature of expertise in specific functional areas and details regarding the Companies in which the Directorship is held together with the Membership / Chairmanship of Committees of the Board along with other statutory details will be given in the Explanatory Statement forming part of the Notice of the 11th Annual General Meeting.

DIRECTORS INDEPENDENCE

Pursuant to the applicable provisions of Section 149 (6) of the Companies Act, 2013, the Independent Directors of the Company have given confirmation/declaration to the Board that they meet with the criteria of Independence and are Independent in terms of applicable provisions of Section 149 (6) of the Companies Act, 2013. Further, they have also given the confirmations on independence as per provisions of Regulation 16(1)(b) and 25 (8) of the Listing Regulations.



BOARD'S REPORT

BOARD EVALUATION

Pursuant to the provisions of the Companies Act, 2013, the performance evaluation of the Board, Committees and individual Directors for FY 2022-23 was carried out as per the terms and conditions of their appointment based on various parameters.

MEETINGS OF THE BOARD OF DIRECTORS

The Board meets at regular intervals to discuss and decide on Company / business policy and strategy apart from other Board business. The Board / Committee Meetings are pre-scheduled to enable the Directors to plan their schedule and to ensure meaningful participation in the Meetings. However, in case of a special and urgent business need, approval is taken by passing resolutions through circulation to the Directors, as permitted by law, which are noted in the subsequent Board/Committee Meetings.

During the period from 1st April, 2022 to 31st March, 2023, 4 (Four) Board Meetings were convened and held, the details of which are given in the Corporate Governance Report. The intervening gap between the Meetings was within the period prescribed under the Companies Act, 2013 and SEBI (LODR) Regulations, 2015.

AUDITORS

As your Company is a Government Company, the Statutory Auditors are appointed by the Comptroller & Auditor General of India (C&AG). Accordingly, the C&AG had appointed M/s. Manubhai & Shah LLP, Chartered Accountants as the Statutory Auditors of the Company for the Financial Year 2022-23. Auditors' Report for FY 2022-23 of M/s. Manubhai & Shah LLP, Chartered Accountants are self-explanatory in nature and form part of financial statements of the Company.

C&AG has carried out supplementary audit of the Financial Statements of your Company for the Financial Year 2022-23 pursuant to provisions of Section 143 (6) (a) of the Companies Act, 2013. The C&AG has issued Nil Comment Report on Financial Statements of the Company for the FY 2022-23 which forms part of financial statements of the Company.

ANNUAL ACCOUNTS

The Audit Committee at its Meeting held on 10th May, 2023, approved the Financial Statements for the Financial Year ended on 31st March, 2023 and recommended the same for approval of the Board. The same have been subsequently approved by the Board of Directors at its meeting held on 10th May, 2023.

SECRETARIAL AUDITOR

Pursuant to the provisions of Section 204 of the Companies Act, 2013 and the Companies (Appointment and Remuneration of Managerial Personnel) Rules, 2014, the Board of Directors of the Company had appointed M/s. Dhawal Chavda & Associates, Practising Company Secretaries to conduct the Secretarial Audit of the Company for the Financial Year 2022-23. The Report of Secretarial Auditor on Company's Secretarial Audit for the Financial Year 2022-23 is enclosed herewith as **Annexure-3** to this Report. The Secretarial Audit Report is self explanatory in nature.

COST AUDITOR

Your Company is required to carry out Cost Audit pursuant to Section 148 of the Companies Act, 2013, read with the Companies (Cost Records and Audit) Rules, 2014.

Your Company had appointed M/s Ashish Bhavsar & Associates, Cost Accountants as Cost Auditors for the FY 2022-23. Accordingly, Cost Audit has been carried out for the Financial Year 2022-23. The Cost Audit Report for FY 2022-23 will be submitted to the Central Government in the prescribed format within stipulated time period.

As required under the Companies Act, 2013, the remuneration payable to the Cost Auditor is required to be placed before the Members in General Meeting for their ratification. Accordingly, resolution seeking Member's ratification for the remuneration payable to the Cost Auditors for FY 2023-24 will be included in the Notice convening the 11th Annual General Meeting.

RISK MANAGEMENT AND INTERNAL CONTROL SYSTEM

Risk Management

The Company has a well-defined Risk Management Framework for reviewing the major Risks and has adopted a Business Risk Management Policy. Further, pursuant to the requirement of Regulation 21 of the SEBI (Listing Obligations and Disclosure Requirements) Regulations, 2015, the Company has constituted a Risk Management Committee inter-alia to monitor the Risk Management Plan of the Company.

Internal Control System

The Company has a proper and adequate system of Internal Controls commensurate with its size of operations and nature of business. These are regularly tested and certified by Auditors. Significant audit observations of audit team and follow up actions thereon are reported to the Audit Committee. The details about the identification of elements of Risk and Internal Control Systems are provided in detail in the Management Discussion & Analysis Report forming part of this Board's Report.

INTERNAL FINANCIAL CONTROLS

The Company has in place adequate internal financial controls, with reference to financial statement. The internal financial controls have been documented in the business processes. Such controls have been assessed during the year under review and were operating effectively.



BOARD'S REPORT

VIGIL MECHANISM

The Company has established a Vigil Mechanism to report genuine concerns, details of which have been given in the Corporate Governance Report forming part of this Boards' Report. Though there was no complaint under Vigil Mechanism, however Company has identified fraud, summary of which is captured below:

There were gas Pilferage and manipulation of metering data identified in two Industrial Units in Dadra Nagar Haveli Geographical Area (GA) in January, 2023. The cross functional team (CFT) constituted to investigate the same concluded that contract employee of Gujarat Gas Limited was involved in malpractice, in collusion with the customers, which resulted in monetary loss to Company. The CFT also recommended preventive measures for such cases which are being implemented.

HEALTH, SAFETY AND ENVIRONMENT (HSE)

Health, Safety and Environment (HSE) is a core value in GGL. GGL believes that outstanding business performance requires outstanding HSE performance. GGL aims to protect the health and safety of its employees, contractors & their staff, customers and general public in our operation area, to minimize the environmental impact associated with our business processes and to assure the integrity and safe operation of our assets.

GGL recognizes that the protection of the health and safety of all those involved in its operation and public along with protection of the environment is the prime responsibility of company and its' management at every level.

GGL operations are driven by the goal of zero injuries and seek to encourage a culture of excellence and drive forward for continual improvement in HSE performance.

QHSE commitment & Certification

GGL ensures that all its management decisions reflect its Quality, Health, Safety & Environment (QHSE) intentions. GGL is committed that its QHSE management system complies with all applicable legal requirements including acts, regulations, standards, guidelines and code of practices for Health Safety & Environment (including directives issued by legal, statutory or regulatory bodies) and follows best industrial practices. GGL aims to continue as an industry leader in City Gas Distribution business through its QHSE performance. GGL has established its Quality, Occupational Health, Safety & Environment (QHSE) management system with reference to international standards ISO 9001:2015, ISO 14001:2015 & ISO 45001:2018 and successfully completed its recertification audit as per mentioned ISO standards. The certifications demonstrate sustenance and company's continued commitment to quality, health, safety and environment management and customer satisfaction which is the key to sustainable business performance. GGL has 160 Standard Operating Procedures and Guidelines for seamless and safe functioning of various aspects of business. In FY 2022-23 GGL has revised around 25 of its existing SOP & Guidelines to adapt to the changing business dynamics, operational requirements with respect to implementation at site and to increase the quality, safety & operational efficiency with an aim of continual improvement of the management systems at GGL.

Projects with highest level of Safety & Risk levels at ALARP

GGL in last few years has embarked into new areas in terms of geography with inclusion of new Geographical Areas in the states of Punjab, Haryana, Madhya Pradesh & Rajasthan and into new business areas in terms of faster reaching customers in our operational areas by supplying of Natural Gas using regasification of LNG, decompression of CNG for areas where pipeline laying project may take significant time. GGL takes extra HSE precautions for all such new areas of geography and business. Risk assessment through safety engineering studies has been at the fore-front of all such projects where we conduct studies like Hazard Operability (HAZOP), Quantitative Risk assessment (QRA), Escape Muster Evacuation & Rescue Analysis (EMERA) and Hazardous Area Classification (HAC) for all types of Gas installations at the planning stage itself and compliance to recommendations of these studies so that risks can be mitigated. GGL assets have been designed, constructed, commissioned, operated and maintained, such that the risks to personnel & public / society are reduced to as low as reasonably practicable (ALARP).

GGL had in past carried out Environmental impact assessment for pipeline projects passing through environmental/ecological sensitive areas/zones in Palghar district & Thane Rural GA to determine the potential environmental, social effects of the proposed project. The results of these study along with mitigation plan were presented to authorities. GGL has received Environmental Clearance from Ministry of Environment, Forest & Climate Change for two such projects in Palghar district & Thane rural GA in FY 2022-23.

GGL this year also continued special focus on safety aspects at projects especially at new Geographical areas with implementation of HSE management system at new GA relevant to project requirement, trainings, visits & meetings by management team members focusing on safety requirements.

HSE Compliance Assurance & Audits

GGL conducts its business in a safe and responsible manner and ensures compliance with the all legal and regulatory requirements. Compliance assurance is confirmed through audits / inspections with respect to all applicable PNGRB regulations and other standards covering all geographical areas of GGL every year including this financial year.

GGL has successfully conducted compliance audits & applicable recertification audits with respect to below listed PNGRB regulations through PNGRB empaneled Third Party Inspection Agency (TPIA) for Geographical Areas.



BOARD'S REPORT

- **First ERDMP Certification Audits:** Successfully completed for Eight (8) new Geographical Areas – Narmada GA, Ahmedabad Rural GA, Jalore-Sirohi GA, Ujjain-Dewas-Indore GA, Jhabua-Banswara-Ratlam-Dungarpur GA, Ferozepur-Faridkot-Sri Muktsar Sahib GA, Hoshiarpur-Gurdaspur GA and Sirsa-Fatehabad-Mansa GA in line with PNGRB Codes of Practices for Emergency Response and Disaster Management Plan, Regulations in FY 2022-23.
- **First T4S & IMS Certification Audits:** Successfully completed for Seven (7) new Geographical Areas – Narmada GA, Ahmedabad Rural GA, Jalore-Sirohi GA, Ujjain-Dewas-Indore GA, Jhabua-Banswara-Ratlam-Dungarpur GA, Ferozepur-Faridkot-Sri Muktsar Sahib GA and Hoshiarpur-Gurdaspur GA in line with PNGRB Technical Standards and Specifications including Safety Standards (T4S), regulations & PNGRB Integrity Management System (IMS), Regulations in FY 2022-23.
- **Periodic IMS Certification Audits:** Successfully completed for Fourteen (14) Geographical Areas – Surat Ankleshwar Bharuch GA, Hazira GA, Dahej GA, Navsari GA, Valsad GA, Bhavnagar GA, Gandhinagar GA, Nadiad GA, Jamnagar GA, Rajkot (including Morbi) GA, Surendranagar GA, Kutch GA, Amreli GA, Dahod GA as per the defined periodicity of TPIA audits, in line with PNGRB Integrity Management System (IMS), Regulations in FY 2022-23.
- **Periodic T4S Audit:** Successfully completed for Two (2) Geographical Areas – Amreli GA and Dahod GA as per the defined periodicity of TPIA audits, in line with PNGRB Technical Standards and Specifications including Safety Standards (T4S), Regulations in FY 2022-23.

No major non-compliances were observed during above mentioned audits, most of the observations arising out of these audits are being addressed on priority basis.

Key Safety Index

The safe delivery of projects and safe operations of assets is a critical success factor for the company's business. GGL sets HSE targets and closely monitors it to achieve continual improvement in QHSE performance.

GGL recognizes that leadership commitment is fundamental for continual improvement in HSE performance. GGL management team members review HSE performance on regular basis.

GGL is committed to protect Safety, Health and Well-being of people working for the organization. Lost Time Injury Frequency (LTIF) is the industry standard key indicator which is used to measure GGL's occupational safety performance.

- GGL has achieved Lost Time Injury Frequency of 0.309 for the FY 2022-23.
- Total man-hours of GGL in FY 2022-23 is 29.09 Million.

Mock-drills

GGL has a well-developed and certified Emergency Response and Disaster Management Plan through PNGRB approved Third Party Inspection agency (TPIA) for each of its operational Geographical Areas. GGL conducts mock-drills at defined intervals to check adequacy of preparedness against various anticipated emergency scenarios across all locations.

In FY 2022-23, GGL carried out

- Level-1 Mock-drills – 112 numbers
- Level-2 Mock-drills involving local emergency services/mutual aid partners – 54 numbers
- Level-3 Mock-drills including participation in the offsite mock drills organized by District authorities – 23 numbers

GGL Lifesaver Rules & Compliances

GGL has well defined Lifesavers rules for work related to safety critical areas such as Safe Systems of Work, Excavation-HDD-Boring, Working at Height, Lifting, Confined Space Entry, Driving, Gas Escape Handling, Electrical, CNG Handling & LNG Handling.

All critical activities are covered under these defined 10 lifesaver areas which are monitored throughout the year using Lifesaver compliance / Work place inspection checklists defined based on lifesaver rules. In FY 2022-23, GGL has achieved ~ 93% compliance to lifesavers rules.

HSE Initiatives

To improve HSE performance, various HSE initiatives and programs are implemented as part of HSE improvement plan such as Safety tours by Management, awareness sessions with frontline workers and supervisors on various aspects of Safety, Utility coordination, Safety awareness workshops at local schools across operational areas, campaign activities related to lifesaver areas, Hazard hunt activities, special drives to check compliance in defined focus areas etc. In FY 2022-23, GGL has achieved more than 97% compliance to its HSE improvement plan.

GGL encourages participation and involvement of its employees and contractor staff in HSE related activities through monthly HSE committee meetings, Hazard and Near miss reporting, monthly quiz, risk assessment, work place inspections, various campaigns and celebration of HSE events and numerous safety awareness programs.

GGL has also established a system for evaluating contractor performance on monthly basis. Quality & HSE performance has been made an essential part of this performance evaluation with pre-defined key indicators.



BOARD'S REPORT

HSE Awareness & Trainings

GGL always ensures that safety training programs are conducted periodically for employees and contractor staff. GGL also organizes various safety awareness programs including awareness regarding Natural Gas related safety for its customers, general public, employees, contractors and other stakeholders such as third-party utility in FY 2022-23:

- 627 numbers of Natural Gas safety awareness program have been conducted for general public, customers and other utility companies.
- 1970 numbers of Safety & Technical Competency Training programs have been conducted which includes Basic Safety, Practical Fire-fighting, First Aid Treatment, Defensive Driving, Working at height and other Technical Competency trainings in various areas such as GI Plumbing, CNG filling, Welding, CGD O&M, LCNG O&M etc.
- 1231 numbers of Safety Awareness Programs have been conducted for employees and contractors.

GGL also educates and influences various third-party utility companies and their contractors who undertake digging/excavation/drilling activities on or near the underground, GGL gas pipeline network. This is done to focus on the safety risks and environmental impact of the release of Natural gas which can occur as a result of damaging GGL's natural gas pipelines while digging/excavation/drilling operations. The third parties are urged to dial in to GGL to confirm the pipeline location prior to starting any digging/excavation/drilling activities so that damage to Natural gas pipeline network can be prevented.

Celebrating HSE Events at GGL

GGL, being a prudent organization, celebrates various HSE related events like National Safety Week, Road Safety Week and World Environment Day.

GGL celebrated National Safety Week in March 2023. Focusing on this year's theme "OUR AIM – ZERO HARM", below mentioned special activities were accomplished across all locations of GGL

- Display of custom National Safety Week banners and Health & Safety Pledge ceremony at all offices & various sites involving employees and contractor staff
- Natural Gas Safety Awareness session for School / College students
- 'Essay Writing Competition' on topics of HSE for employees
- 'Story Writing Competition' with a message on Safety for children of employees
- Contractor Engagement session at Site – NSW Awareness, Safety pledge, Safety reporting, Hazard hunt etc.
- Demonstration of PPEs and session on use of PPEs & its importance across all GA & corporate offices
- Spot quiz on Safety with employees and contractor staff

GGL celebrated Road Safety Week in January 2023. Below mentioned activities were done across all locations of GGL

- Display of custom Road Safety Week banners & Group gathering at GGL Offices & Road Safety message to employees by Management
- 'Poster competition' on Road safety for children of employees
- Special drive on Vehicle inspection covering CNG MCVs and LNG Tankers
- Awareness Session on Driving Safety for MCV/LNG tanker/Hired vehicle drivers
- Eye check-up camp for CNG/LNG/Hired vehicle drivers
- Meeting with CNG/LNG Transport Agency owners to reinforce safety culture and compliance requirements among drivers

GGL in its contribution under the theme Actions@75 of the government led initiative 'Azadi Ka Amrit Mahotsav' through various initiatives/actions along with commitments to collectively create a better tomorrow by contributing in the field of Environment Protection. GGL celebrated World Environment Day (WED) to encourage awareness and implement actions for the protection of our environment. Below mentioned activities were carried out across all locations of GGL

- Display of custom Environment Day/ Week banners & Group gathering at GGL Offices
- Spot quiz on environment protection for GGL employees
- Sapling – Distribution & Plantation across all locations of GGL
- 'Poster competition' on 'Only one Earth' for children of GGL employees
- 'Poster competition' on 'Azadi Ka Amrit Mahotsav' for GGL employees focusing on GGL contribution to Environment Protection
- Awareness session on Environment Social Governance system
- Engagement with Contractors supervisors on Waste management (collection, handling and disposal)

All of these activities were done with an aim to involve employees, contractors, society at large and enhance their awareness regarding importance of Health Safety & Environment and related best practices.

HSE Rewards & Recognition at GGL

With an intention to motivate and foster a positive HSE culture and step-up HSE-AI compliance and performance, GGL has put in place HSE reward and recognition scheme to acknowledge significant HSE contribution of employees and contractor staff and to boost their confidence. Under this scheme:



BOARD'S REPORT

- HSE contributor of the month among employees and contractor staff are identified on monthly basis at each geographical area and are rewarded during monthly HSE committee meeting.
- Monthly Best Hazard & Best Near miss carefully selected based on quality and safety criticality and rewarded
- Best HSE Performer amongst all employees in every quarter for each operations area
- Best HSE Performer amongst all employees for Financial year for each operations area

GGL also conducted monthly online HSE Quiz based on HSE focus area to raise awareness amongst employees across GGL & winners of this quiz result are awarded each month.

Step up with Environmental, Social and Governance - ESG system

ESG is a system to measure the sustainability of a company or investment in three specific categories: environmental, social and governance. With intentions to grow & reduce costs in the long run and forge a sense of trust amongst consumers & stakeholders, GGL has decided to step up its HSE scorecard to align with ESG requirements. In that line, GGL Board of Directors have constituted Business Responsibility and Sustainability Report (BRSR) Committee to oversee all activities pertaining to GGL ESG-BRSR reporting. The Committee has responsibility to review & approve business policies, process, practices and adoption of other necessary matters including decision-making, risk management, target setting for material issues & opportunities relevant to the organization. GGL has identified policies related to HSE, Human Resources, Information Security, Customer & Community grievance redressal etc. which have been prepared or modified in line with ESG requirement. Also additional performance indicators have been identified to comply with ESG requirements and data has been recorded against the same. GGL has worked towards improving systems and process with the resolve to implement all essential & identified leadership indicators relevant to GGL business & operations. GGL is publishing its BRSR report for FY 2022-23 as a part of Annual Report.

MANAGEMENT DISCUSSION & ANALYSIS

The Management Discussion & Analysis is as under:

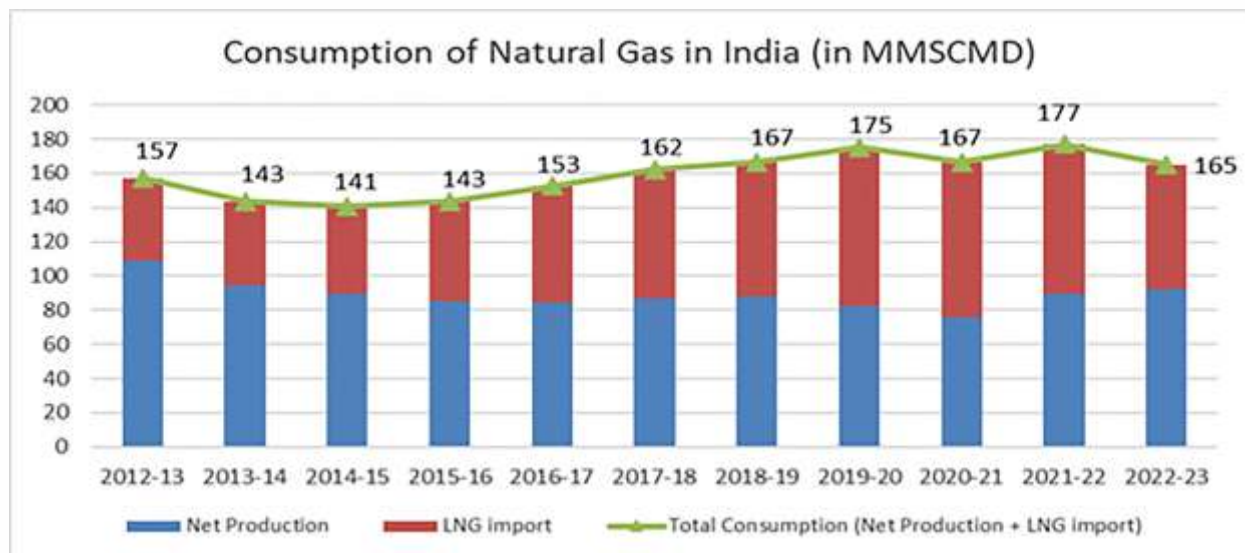
1. INDUSTRY STRUCTURE AND DEVELOPMENTS

Natural Gas is the cleanest and most efficient of the fossil fuels. Natural Gas is used as a feedstock in several industries like fertilizers, plastics and other commercially important organic chemicals and used as a fuel for electricity generation, heating purpose in industrial and commercial units. Natural gas is also used for cooking in domestic households and as a transportation fuel for vehicles.

The global energy crisis triggered by the Russian invasion of Ukraine had put gas supply security and market stability at the center of policy interventions in 2022. During 2022 natural gas prices reached all-time high levels in Asian and European markets amid tight market conditions. Record high price levels were accompanied by excessive volatility and short term price variability.

During FY 2022-23, Natural Gas consumption has declined from 64.5 BCM (billion cubic meters) to 60.3 BCM (billion cubic meters) i.e. a decline of 6.5% as compared to previous year. Consumption of Natural Gas (NG) was driven by the fertilizer (33%) followed by CGD (20%), Power (14%) Refinery (7%), Petrochemicals (3%) and others (23%).¹

India's natural gas consumption has declined by nearly 6.5% during the year as compared to the previous year as high prices squeezed gas demand for fertilizer (down 25% y-o-y), refining (down 50% y-o-y) and the petrochemicals sector (down 65% y-o-y) in particular. City gas demand was broadly flat with an increase of 4%, while consumption in the power segment increased steeply by 45% and other segment (which include glass, metal, ceramic and other small scale industries) also saw sharp increase of 95% during the year. India's LNG imports dropped by approximately 16.5% while there was a 3.2% increase in domestic production.

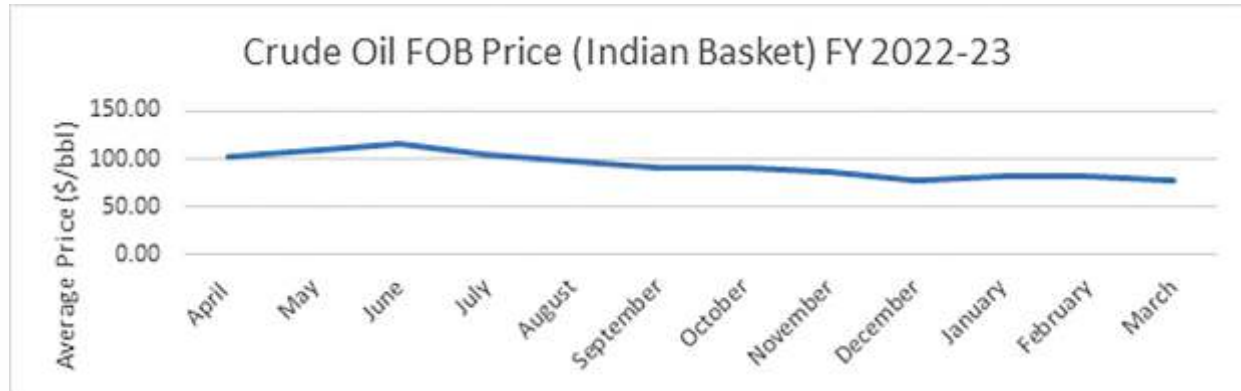


¹Source: PPAC MONTHLY REPORT (WEB) ON Natural Gas Production, Availability and Consumption March 2023



BOARD'S REPORT

Crude Oil prices have always been at the base of all energy prices including Natural Gas. The crude oil prices increased drastically during the 1st half of FY 2022-23. The Crude Oil prices crossed \$100/bbl in the first quarter of the Financial Year.



2. OPPORTUNITIES AND THREATS

The Government is promoting the usages of clean and green fuel, i.e. Piped Natural Gas (“PNG”) and Compressed Natural Gas (“CNG”) by expanding the coverage of CGD network in the country. In order to promote the natural gas usage in the country, the Government has issued guidelines for making available Domestic Gas to the CGD entities for meeting the entire requirement of CNG for transport sector and PNG for Domestic. However, owing to significant increase in demand for CNG and PNG (Domestic) categories, the Domestic Gas allocated is insufficient to meet the demand. The shortfall was being filled by sourcing gas at market rates. However, the auction guidelines for Domestic Gas has been altered wherein the CGD’s can source gas from Domestic Gas field (viz. HPHT fields). While the above factors did lead to increase in prices in CNG & PNG (Domestic) categories; however the impact on demand in these categories was limited as prices of alternate fuels has also increased significantly.

Recently the Government of India has approved the Kirit Parikh Committee Report for Natural Gas Pricing Reforms based on which the Domestic Gas Pricing Guidelines, 2014 has been amended. Based on the amended guidelines, the new Domestic Natural Gas Price (APM price) shall be 10% of the Indian Crude Basket Price as defined by Petroleum Planning and Analysis Cell (PPAC) from time to time. The APM price shall be subject to a floor and a ceiling. The initial floor and ceiling prices shall be \$4/MMBTU and \$6.5/MMBTU respectively. The ceiling would be maintained for the next two years (FY 2023-24 and 2024-25) and then increased by \$0.25/MMBTU each year. CGD companies, including your Company reciprocated by reducing CNG and PNG (Domestic) prices. This policy change shall impact CGD businesses positively by way of reduced Domestic gas purchase price leading to higher new conversions in CNG and PNG (Domestic) category.

Similar to any other business, the Company faces challenges in the form of stiff competition from other fuels due to accessibility and availability. The fuel also faces threat in the form of disparity in the tax structure compared to alternate fuels as PNG and CNG are still out of GST ambit. Notwithstanding these, your Company shall continue to focus placing environmentally clean Natural Gas to affordable markets for sustainable growth.

The Company has completed the Minimum Work Program (MWP) targets as applicable viz. PNG (Domestic) connections, Pipeline Inch- km laid, Compression Capacity and CNG Stations in the Geographical Areas of Surat-Bharuch-Ankleshwar, Valsad, UT of DNH, Dahej, Anand, Panchmahal and Amritsar GAs.

Further, the sector regulator has also notified Unified Tariff regulation for natural gas pipelines with a mission of “One Nation, One Grid and One tariff”. This reform will specially benefit the consumers located in the far-flung areas where currently the additive tariff is applicable and facilitate development of gas markets and vision of government to increase the gas utilisation in the country.

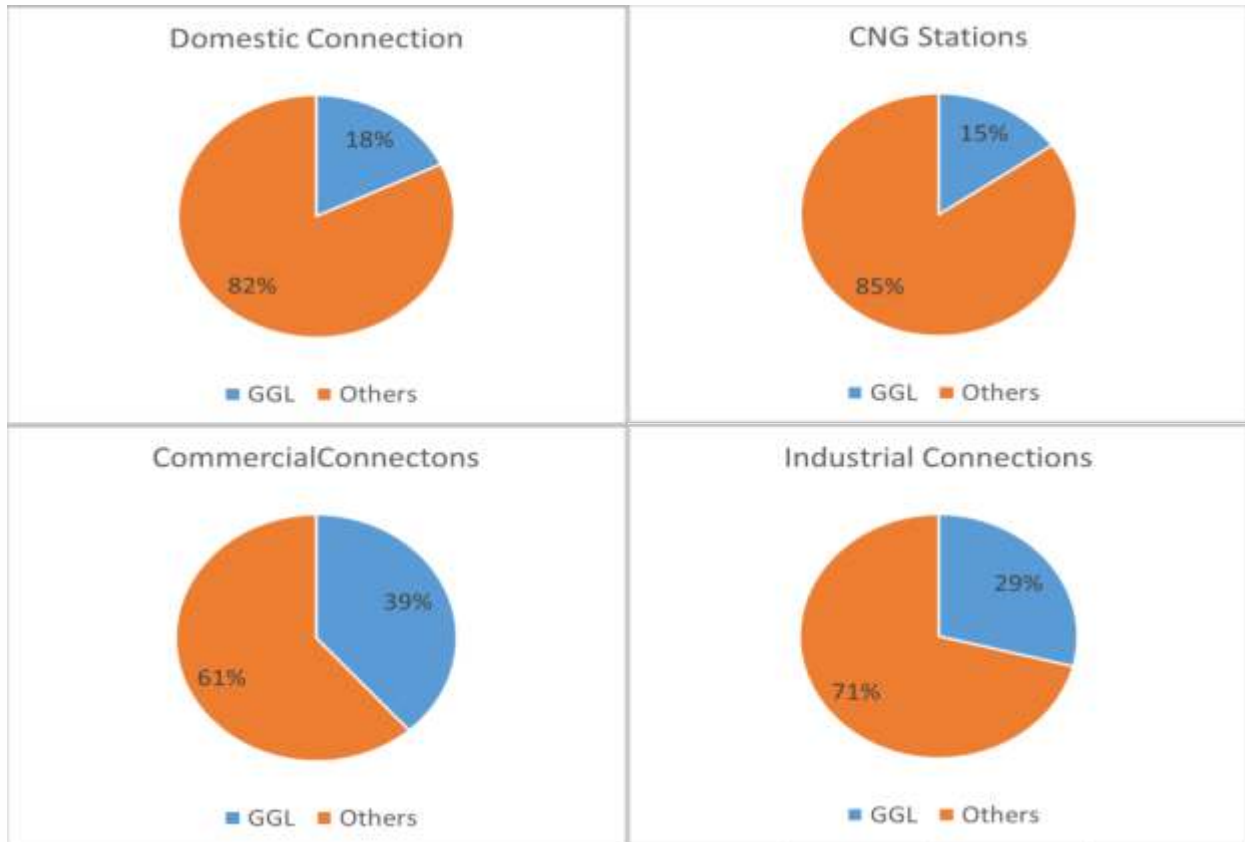
3. SALES AND MARKET PERFORMANCE

Your Company as on date has total 27 CGD licenses and operates in 44 districts across six states and one Union territory which accounts to c. 9% of total CGD licenses and c. 6% of total area authorised by PNGRB in India and also has one transportation pipeline license.

Your Company has an expanse of around 1,75,700 square kilometres of licensed area under its umbrella and continues to hold the position among the largest CGD Company in Country. Your company supplies natural gas to more than 19.28 lakh residential consumers, over 14,390 commercial customer and has erected / commissioned 808 CNG stations for vehicular consumers and provides clean energy solutions to over 4,360 industrial units through its wide spread operations with more than 35,650 kilometres of Natural Gas pipeline network.



BOARD'S REPORT



Source : Petroleum Planning and Analysis cell's report for the month of March, 2023

Your company has achieved a growth of 22% and 15% in CNG and commercial sales respectively compared to previous year. Your Company has continued its focused efforts for developing and growing PNG (Domestic) and CNG business. Your Company has connected more than 2,22,000 residential customers and commercialized more than 179000 residential customers, erected / commissioned 102 new CNG stations during the year.

4. OUTLOOK

The future outlook for natural gas in India depends on the growth in demand, the evolution of the pricing regime and the pace of gas infrastructure expansion. The demand will steadily rise with opening of the economy after the pandemic.

Your company has already adopted digitization of its critical processes and going forward also, your company shall leverage its endeavors for more digitization and aims to set benchmark in the CGD industry for complete E-Office, benefiting all the stakeholders viz. consumers, vendors, suppliers and employees.

India's Natural Gas supply and demand outlook is changing. The Government of India (GoI) wants to make India a gas-based economy by boosting domestic production. India has set a target to raise the share of gas in its primary energy mix to 15% by 2030 from about current level of 6%. To improve the share of Natural Gas and promote a gas-based and clean fuel economy, the GoI has adopted a systematic approach to focus on all aspects of the gas sector viz upstream, midstream and downstream including CGD network development.

Your Company has been continuously growing and expanding its horizon by venturing into new geographic areas and is committed to reach every possible Natural Gas user across its licensed expanse of around 1,75,700 square kilometres through its ever growing pipeline network spread across 44 districts in six states and one UT. Your Company shall continue to focus on growing the penetration in the current operating areas by increasing the PNG connections and additional CNG stations while tapping the untapped potential by expeditious rollout of distribution network in its operating Areas. With this focused endeavour, your Company shall continue its efforts in providing clean fuel solutions across all operational area to augment an energetic top-line and bottom-line in coming years.

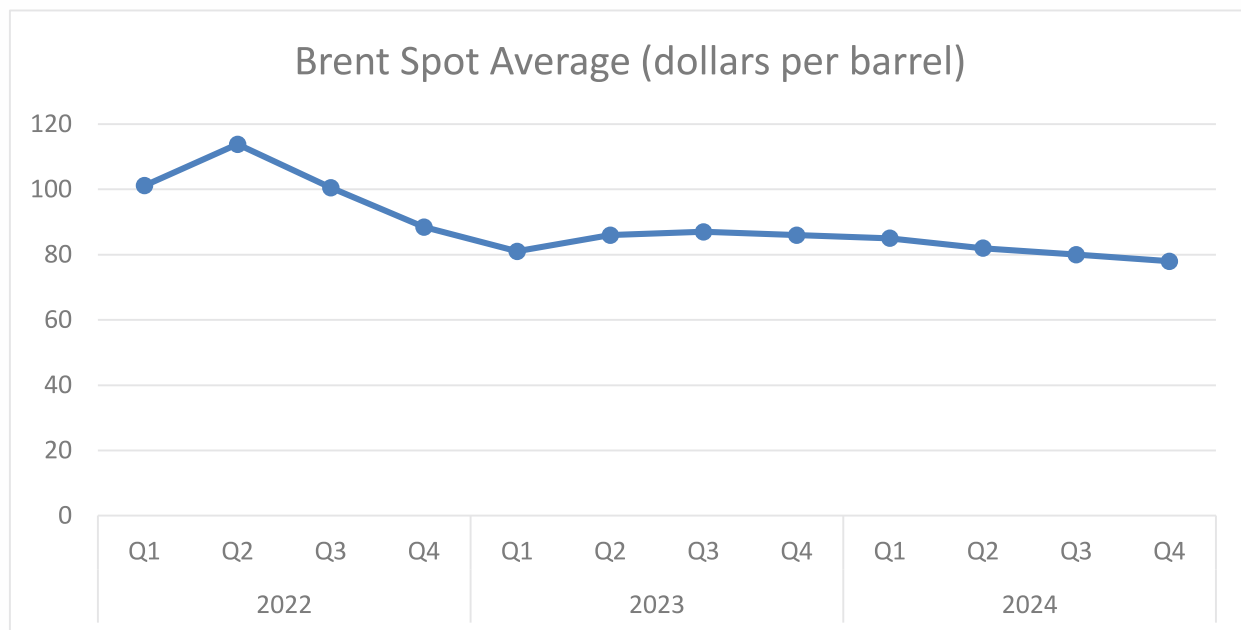
**BOARD'S REPORT****5. RISKS AND CONCERNS**

As per EIA Short-Term Energy Outlook (STEO) April 2023 report, the Brent crude oil spot price forecast averages \$85 per barrel (b) in 2023, up \$2/b from last month's forecast. The higher price forecast reflects a forecast for less global production in 2023 and a relatively unchanged outlook for global oil consumption. Despite of higher price forecast, recent issues raise the potential that economic and oil demand growth will be lower than the forecast, which has the potential to result in lower oil prices.

Based on the data represented below it can be inferred that the Brent Crude Oil Spot average price is expected to be around \$85/ bbl in 2023 and is expected to further reduce to around \$81/ bbl in 2024 which may result in lower purchase cost of spot volumes required for meeting the shortfall volumes by your company for serving the various customer segments.

	2022				2023				2024				Avg for the Year		
	Q1	Q2	Q3	Q4	Q1	Q2	Q3	Q4	Q1	Q2	Q3	Q4	2022	2023	2024
Brent Spot Average (dollars per barrel)	101.17	113.84	100.53	88.44	81.04	86.00	87.00	86.00	85.00	82.00	80.00	78.00	100.94	85.01	81.21

Source: U.S. Energy Information Administration | Short-Term Energy Outlook - April 2023

**INTERNAL CONTROL SYSTEM AND ADEQUACY**

The Company has a proper and adequate system of Internal Controls commensurate with its size of operations and nature of business. The Company's Internal Control Systems are further supplemented by extensive programs of audits, i.e. Internal Audit, Proprietary Audit by the Comptroller & Auditor General of India (C&AG) and Statutory Audit by Statutory Auditors appointed by the C&AG. The Internal Control System is designed to ensure that all financial and other records are reliable for preparing financial statements and other data and for maintaining accountability of assets and compliance with statutory requirements. The Company has mapped a number of business processes on to SAP system, thereby leading to significantly improved controls & transparency. Your Company also continues to invest in Information Technology to support various business processes and automating controls.

FINANCIAL AND OPERATIONAL PERFORMANCE

The stand-alone net profit after tax (Total comprehensive income) for the current financial year 2022-23 increased to Rs 1,533.99 Crores from Rs 1,288.33 Crores in the previous year. The Company had a healthy net cash inflows from operations of Rs. 2,377.96 Crores during the financial year 2022-23. During the year, the Company has fully prepaid outstanding long term loan from internal accruals and there is no outstanding loan as on 31st March 2023.

**BOARD'S REPORT**

Investments were made in extension of pipeline network to reach new areas and in reinforcements and upgradation of existing network as required. Investments were also made to connect residential customers and augmenting the CNG infrastructure. Investments were also made to upgrade the IT infrastructure and integrate SAP to enhance reliability and enable scalability. No amount has been transferred to the General Reserve during the year.

Details of significant changes (i.e. change of 25% or more as compared to the immediately previous financial year) in key financial ratios, along with detailed explanations therefore, including:

Particulars	FY 2022-2023	FY 2021-2022	Remarks	Reason for significant changes
Debtors Turnover	16.47	18.66	Net Credit Sales / Average Trade Receivable	NA
Inventory turnover	781.48	924.77	Cost of goods sold or sales /Average Inventory (Natural Gas)	NA
Interest Coverage Ratio	-	48.57	Earning for Debt Service / Interest for borrowing [Earning for Debt Service = Net Profit after taxes + Non-cash expenses/adjustment + Interest -Lease payments]	Interest Coverage Ratio is improved due to prepayments/ repayment of Borrowings during the year. There is no outstanding debt as on 31st March 2023.
Current Ratio	1.40	1.17	Current assets / Current liabilities net of customer deposit	NA
Debt Equity	0.00	0.09	Total Borrowing / Total Equity	Debt Equity ratio has improved due to prepayments/ repayment of Borrowings during the year and increase in total equity due to current year profits. There is no outstanding debt as on 31st March 2023.
Operating Profit Margin (%)	14.30%	12.76%	Operating income / Revenue from operations	NA
Net Profit Margin (%)	8.81%	7.66%	PAT / Revenue from operations	NA
Return on Net Worth	23.83%	25.05%	PAT / Average net worth	NA

Previous year's ratios have been reclassified wherever necessary to confirm to the current period's presentation.

HUMAN RELATIONS AND PARTICULARS OF EMPLOYEES

Your Company employed 1028 employees as on 31 st March 2023. Your Company has a focus on building capabilities and developing competencies of its employees. The Company believes that training and development is of vital importance to create a climate where people maximize their technical skills and inner potential which can help the Company in capitalizing the emerging business opportunities through their involvement. During the year, employees were sent for various training programs and seminars to enhance their skills/knowledge. Your Company has in place an attractive policy of performance linked incentive to encourage and reward employee performance.

There was no strike or lock-out during the year under review.

CORPORATE GOVERNANCE

The Company believes that good governance can deliver continuous good business performance. The particulars on Corporate Governance as required under SEBI (Listing Obligations and Disclosure Requirements) Regulations, 2015, is incorporated as a part of this Board's Report at **Annexure - 1**.

ANNUAL RETURN

The Annual Return of the Company in the Form MGT - 7 is available on the website of the Company at <https://www.gujaratgas.com/GGL/annual-return/>

CONSERVATION OF ENERGY, TECHNOLOGY ABSORPTION, FOREIGN EXCHANGE EARNINGS AND OUTGO

The details about conservation of energy, technology absorption, foreign exchange earnings and outgo is attached at **Annexure - 6**.



BOARD'S REPORT

Foreign Exchange Earnings and Outgo-

The Company has incurred expenditure in Foreign Exchange to the extent of Rs. Nil during FY 2022-23 (Previous year FY 2021-22 Rs. 0.62 Crores) and the Foreign Exchange Earnings during FY 2022-23 were Rs. Nil (Previous year FY 2021-22 Rs. Nil).

SIGNIFICANT AND MATERIAL ORDERS PASSED BY THE REGULATORS OR COURTS

There are no significant material orders passed by the Regulators/Courts during the year, which would impact the going concern status of the Company.

BUSINESS RESPONSIBILITY & SUSTAINABILITY REPORT

Gujarat Gas Limited is dedicated towards fostering an atmosphere of transparency and accountability by working in partnership and empowering our stakeholders. To protect and for the benefit of all our stakeholders, we strive to promote sustainable development. GGL considers its responsibility towards sustainable development as an opportunity to succeed by taking actions which are beneficial for society as a whole.

We applaud SEBI's introduction of the "Business Responsibility and Sustainability Reporting" ("BRSR") reporting structure, which includes comprehensive Environmental, Social, and Governance ("ESG") disclosures.

The first edition of our Business Responsibility and Sustainability Report (BRSR) forms part of the Annual Report, in which we attempted to provide all non-financial disclosures in accordance with clause (f) of sub-regulation (2) of Regulation 34 of the SEBI (Listing Obligations and Disclosure Requirements) Regulations, 2015. The report provides all our stakeholders with a comprehensive view and insight into our Company's contribution to the economy, the environment and society, which can be utilized to showcase GGL's dedication towards long-term growth. In order to meet the expectations of our investors and other stakeholders, we are improving the transparency of our report, as well as our strategic approaches to create value for our stakeholders while minimizing risk in the external environment. Statement on ESG is attached at **Annexure-7** of the Board's Report.

FUND RAISING BY ISSUANCE OF DEBT SECURITIES BY LARGE ENTITIES

In view of requirements of SEBI Circular bearing No SEBI/HO/DDHS/CIR/P/2018/144 dated 26th November, 2018, disclosures made in terms of para 4.1 of the said circular forms part of Audited Annual Financial Results of the Company. No funds have been raised by your Company during FY 2022-23.

DIRECTORS' RESPONSIBILITY STATEMENT

To the best of their knowledge and belief and according to the information and explanations obtained by them, your Directors make the following statements in terms of Section 134(3)(c) of the Companies Act, 2013:

- that in the preparation of the annual accounts, financial statements for the year ended 31st March, 2023, the applicable accounting standards have been followed and no material departures have been made from the same;
- that accounting policies have been selected and applied consistently and judgment and estimates have been made that are reasonable and prudent so as to give a true and fair view of the state of affairs of the Company as at 31st March, 2023 and of the profit of the Company for the year ended on that date;
- that proper and sufficient care has been taken for the maintenance of adequate accounting records in accordance with the provisions of the Companies Act, 2013, for safeguarding the assets of the Company and for preventing and detecting fraud and other irregularities;
- that the annual financial statements have been prepared on a going concern basis;
- that proper internal financial controls were in place and that the financial controls were adequate and were operating effectively.
- that systems to ensure compliance with the provisions of all applicable laws were in place and were adequate and operating effectively.

ACKNOWLEDGEMENTS

The Directors place on record their deep appreciation to employees of the Company at all levels for their hard work, dedication and commitment. The Directors are extremely grateful for all the support given by the Government of Gujarat at all levels. The Directors place on record their sincere thanks to the Promoters, Shareholders, Suppliers, Lenders and Customers for their valuable support, trust and confidence reposed in the Company.



ANNEXURE – 1 A REPORT ON CORPORATE GOVERNANCE

The Directors present the Company's Report on Corporate Governance as on 31st March, 2023

1. GGL's philosophy on Corporate Governance

Your Company believes that Corporate Governance is driven by the core values of the Company. Your Company promotes the values of customer orientation, team work, commitment, growth and trust. These reflect the Company's approach to all its stakeholders in the course of carrying out its business. The Company's values are portrayed in a set of strong Business Principles. These Business Principles are continuously communicated and reinforced with employees and contractors. The Company seeks to comply with all applicable legal, regulatory and license requirements and strives to work constructively with regulatory bodies.

2. Board of Directors

The Board has **seven (7)** Directors, 6 of whom are Non-Executive Directors (NEDs) and **1** Executive Director (ED). **Four (4)** of these are Independent Directors, which is in compliance with Regulation 17 of the SEBI (Listing Obligations and Disclosure Requirements) Regulations, 2015. The details of composition of the Board as on 31st March, 2023, category as well as their Directorships on Board and Memberships in committees of companies, are given below:

Sr. No.	Name of Director	Position/Category	*No. of Directorship including Gujarat Gas Ltd.	No. of Membership/ Chairmanship in Board Committees in which Chairman / Member**	
				+Membership	Chairmanship
1	Shri Raj Kumar, IAS	Promoter and Non-Executive Chairman	8	1	0
2	Smt. Mona Khandhar, IAS	Promoter and Non-Executive Director	9	3	0
3	Shri. Sanjeev Kumar, IAS	Promoter and Executive Director	10	4	0
4	Shri. Balwant Singh, IAS (Retd.)	Non-Executive and Independent Director	1	2	1
5	Prof. Yogesh Singh		4	4	1
6	Shri Bhadresh Mehta		5	6	2
7	Dr. Rekha Jain		4	2	0

* Including Directorship held in Private Limited Companies and Section 8 Companies.

** The above details represent Membership/ Chairmanship of Audit Committee and Stakeholders Relationship Committee as per Regulation 18 and 20 of SEBI (Listing Obligations and Disclosure Requirements) Regulations, 2015 (including details of GGL).

+ Membership includes Chairmanship.

**Names of Listed Entities where Directorship is held along with category of Directorship**

Sr No.	Name of Director	Name of Listed Entities	Category of Directorship
1	Shri Raj Kumar, IAS	Gujarat Mineral Development Corporation Limited Gujarat State Petronet Limited Gujarat Gas Limited	Chairman Director Chairman
2	Smt. Mona Khandhar, IAS	Gujarat Mineral Development Corporation Limited Gujarat Gas Limited	Director Director
3	Shri. Sanjeev Kumar, IAS	Gujarat Gas Limited Gujarat State Petronet Limited Petronet LNG Limited	Managing Director Jt. Managing Director Director
4	Shri. Balwant Singh, IAS (Retd.)	Gujarat Gas Limited	Director
5	Prof. Yogesh Singh	Gujarat State Petronet Limited Gujarat Gas Limited	Director Director
6	Shri Bhadresh Mehta	Gujarat Gas Limited Gujarat State Petronet Limited Gujarat Narmada Valley Fertilizers & Chemicals Limited	Director Director Director
7	Dr. Rekha Jain	Gujarat Gas Limited	Independent Woman Director

The details of attendance of the Directors at the Board Meetings for FY-2022-23 i.e. from 1st April, 2022 up to 31st March, 2023 and at the last Annual General Meeting is given below:

Names of the Directors	Number of Board Meetings held while holding office	Number of board meetings attended while holding office	Attendance at the last AGM
Shri Raj Kumar, IAS	3	2	Yes
Smt. Mona Khandhar, IAS	0	0	NA
Shri. Sanjeev Kumar, IAS	4	4	Yes
Shri. Balwant Singh, IAS (Retd.)	4	4	Yes
Prof. Yogesh Singh	4	3	Yes
Shri Bhadresh Mehta	4	4	Yes
Dr. Rekha Jain	4	2	Yes

Note: 1. None of the Directors are related inter se

2. No. of Shares held by Non Executive & Executive Director: Nil

3. Weblink for familiarization programme:

<https://www.gujaratgas.com/resources/downloads/details-of-familiarization-programme-22072022.pdf>

The Board Meetings are generally held in Gandhinagar, including an option of virtual attendance. The Board meets at regular intervals to discuss and decide on various issues including strategy related matters pertaining to the business/Company.

The Board meets at least once a quarter with a gap between two meetings not exceeding 120 days. It has remained the practice of the Company to place before the Board, all the matters listed in Part A of Schedule II of Regulation 17 (7) of the SEBI (Listing Obligations and Disclosure Requirements) Regulations, 2015. The board agenda papers and other explanatory notes are circulated to the Directors in advance. The draft minutes of the meetings of the Board of Directors and its Committees are circulated to the Directors for their comments before being recorded in the Minute Books. Apart from this, approval of the Board is obtained through circulation of resolution to all the Directors in case some urgent/special situation arises. Such Circular Resolution is also noted in the next Board Meeting/Committee Meeting. The Directors also have access to all the information about the Company and are free to recommend inclusion of any matter in the agenda for discussion. Senior Management Personnel are invited to attend the Board Meetings to provide clarifications as and when required by the Board.



The Board Meetings were held as follows:

Sr No.	Date of Board Meeting
1	10th May, 2022
2	3rd August, 2022
3	10th November, 2022
4	13th February, 2023

Disclosure regarding appointment/ reappointment of Director(s)

Information as required under Regulation 36 of SEBI (Listing Obligations and Disclosure Requirements) Regulations, 2015, is annexed to the Notice of the Annual General Meeting.

3. Audit Committee

The composition of the Audit Committee on 31st March, 2023 is as follows:

1	Shri. Balwant Singh, IAS (Retd.)	Chairman
2	Smt. Mona Khandhar, IAS	Member
3	Shri. Sanjeev Kumar, IAS	Member
4	Prof. Yogesh Singh	Member
5	Shri. Bhadresh Mehta	Member
6	Dr. Rekha Jain	Member

Mr Sandeep Dave, Company Secretary acts as the Secretary of the Audit Committee. Mr Sanjeev Kumar, IAS is an Executive Director and remaining all the members of the Committee are Non-executive Directors. Shri. Balwant Singh, IAS (Retd.), Prof. Yogesh Singh, Shri. Bhadresh Mehta and Dr. Rekha Jain are Independent Directors. All the members of the Committee are qualified professionals and have accounting or related financial management expertise. The quorum of the Committee is two (2) members, with presence of at least 2 Independent Directors.

Terms of reference / scope of Audit Committee is in line with the provisions of section 177 of the Companies Act, 2013 and SEBI (LODR) Regulations, 2015 further the Audit Committee acts in accordance with the terms of reference, as specified in writing by the Board, which inter alia, includes;

- (1) Oversight of the Company's financial reporting process and the disclosure of its financial information to ensure that the financial statement is correct, sufficient and credible;
- (2) Recommendation for appointment, remuneration and terms of appointment of auditors of the Company;
- (3) Approval of payment to statutory auditors for any other services rendered by the statutory auditors;
- (4) Reviewing, with the management, the annual financial statements and auditor's report thereon before submission to the Board for approval, with particular reference to:
 - (a) matters required to be included in the director's responsibility statement to be included in the Board's Report in terms of clause (c) of sub-section (3) of Section 134 of the Companies Act, 2013;
 - (b) changes, if any, in accounting policies and practices and reasons for the same;
 - (c) major accounting entries involving estimates based on the exercise of judgment by management;
 - (d) Significant adjustments made in the financial statements arising out of audit findings;
 - (e) compliance with listing and other legal requirements relating to financial statements;
 - (f) disclosure of any related party transactions;
 - (g) modified opinion(s) in the draft audit report;
- (5) Reviewing, with the management, the quarterly financial statements before submission to the Board for approval;
- (6) Reviewing, with the management, the statement of uses / application of funds raised through an issue (public issue, rights issue, preferential issue, etc.), the statement of funds utilized for purposes other than those stated in the offer document / prospectus / notice and the report submitted by the monitoring agency monitoring the utilisation of proceeds of a public or rights issue, and making appropriate recommendations to the board to take up steps in this matter;



- (7) Reviewing and monitoring the auditor's independence and performance and effectiveness of audit process;
- (8) Approval or any subsequent modification of transactions of the Company with related parties;
- (9) Scrutiny of inter-corporate loans and investments;
- (10) Valuation of undertakings or assets of the Company, wherever it is necessary;
- (11) Evaluation of internal financial controls and risk management systems;
- (12) Reviewing, with the management, performance of statutory and internal auditors, adequacy of the internal control systems;
- (13) Reviewing the adequacy of internal audit function, if any, including the structure of the internal audit department, staffing and seniority of the official heading the department, reporting structure coverage and frequency of internal audit;
- (14) Discussion with internal auditors of any significant findings and follow up there on;
- (15) Reviewing the findings of any internal investigations by the internal auditors into matters where there is suspected fraud or irregularity or a failure of internal control systems of a material nature and reporting the matter to the Board;
- (16) Discussion with statutory auditors before the audit commences, about the nature and scope of audit as well as post-audit discussion to ascertain any area of concern;
- (17) To look into the reasons for substantial defaults in the payment to the depositors, debenture holders, shareholders (in case of non-payment of declared dividends) and creditors;
- (18) To review the functioning of the vigil mechanism;
- (19) Approval of appointment of Chief Financial Officer after assessing the qualifications, experience and background, etc. of the candidate;
- (20) Carrying out any other function as is mentioned in the terms of reference of the audit committee.
- (21) reviewing the utilization of loans and/ or advances from/investment by the holding company in the subsidiary exceeding rupees 100 crore or 10% of the asset size of the subsidiary, whichever is lower including existing loans / advances / investments.

The audit committee shall mandatorily review the following information:

- (1) Management discussion and analysis of financial condition and results of operations;
- (2) Statement of significant related party transactions (as defined by the audit committee), submitted by management;
- (3) Management letters / letters of internal control weaknesses issued by the statutory auditors;
- (4) Internal audit reports relating to internal control weaknesses; and
- (5) The appointment, removal and terms of remuneration of the chief internal auditor shall be subject to review by the audit committee.
- (6) Statement of deviations: (a) quarterly statement of deviation(s) including report of monitoring agency, if applicable, submitted to stock exchange(s) in terms of Regulation 32 (1) (b) annual statement of funds utilized for purposes other than those stated in the offer document/prospectus/notice in terms of Regulation 32(7).

Details of meetings of Audit Committee during FY-2022-23 i.e. from 1st April, 2022 up to 31st March, 2023 and attendance is as under:

Sr.No.	Date of Meeting	Number of Members	Attendance
1	9th May, 2022	6	6
2	10th May, 2022	6	6
3	1st August, 2022	6	5
4	3rd August, 2022	6	4
5	9th November, 2022	6	5
6	10th November, 2022	6	4
7	10th February, 2023	5	5
8	13th February, 2023	5	4

**4. Nomination and Remuneration Committee**

The composition of the Nomination and Remuneration Committee (NRC) as on 31st March, 2023, is as follows:

1.	Shri Balwant Singh, IAS (Retd.)	Chairman
2.	Dr. Rekha Jain	Member
3.	Shri Bhadresh Mehta	Member

Mr. Sandeep Dave, Company Secretary acts as Secretary of the Nomination and Remuneration Committee. All the members of the Committee are Non-executive Directors. Shri Balwant Singh, IAS (Retd.), Dr. Rekha Jain and Shri Bhadresh Mehta are Independent Directors. All the members of the Committee are qualified professionals. The quorum of the Committee is two (2) members with presence of at least 1 Independent Director.

The scope of this Committee is as under:

- (1) formulation of the criteria for determining qualifications, positive attributes and independence of a director and recommend to the Board of directors a policy relating to, the remuneration of the directors, key managerial personnel and other employees;
- (2) formulation of criteria for evaluation of performance of independent directors and the Board of directors;
- (3) devising a policy on diversity of board of directors;
- (4) identifying persons who are qualified to become directors and who may be appointed in senior management in accordance with the criteria laid down and recommend to the board of directors their appointment and removal.
- (5) whether to extend or continue the term of appointment of the independent director, on the basis of the report of performance evaluation of independent directors.
- (6) recommend to the board, all remuneration, in whatever form, payable to senior management.

The performance evaluation criteria of Independent Director is in accordance with the Nomination and Remuneration Policy.

Details of meetings of NRC is as below:

Sr.No.	Date of Meeting	Number of Members	Attendance
1	1st August, 2022	3	3

The Nomination and Remuneration Policy of the Company is framed pursuant to requirements of Section 178 of the Companies Act, 2013 read along with the applicable rules thereto and Regulation 19 of SEBI (Listing Obligations and Disclosure Requirements) Regulations, 2015.

5. Board Evaluation

Pursuant to the provisions of the Companies Act, 2013, the performance evaluation of individual Directors for FY 2022-23 was carried out as per the terms and conditions of their appointment based on the various parameters.

6. Remuneration to Directors

Apart from Sitting fees no other remuneration is paid to any Directors. Sitting fees of Rs. 7500/- per meeting are paid to the non-executive Directors for attending meetings of the Board of Directors and its Committees. The sitting fees for the Promoter-Directors is deposited in to the treasury of the State Government.

During the Financial Year 2022-2023 sitting fees of Rs. 8,25,000/- had been paid to directors for meeting of Board or its Committees, sitting fees of Government Directors had been deposited in Government treasury.

7. Stakeholders Relationship Committee, Business Responsibility & Sustainability Reporting (BRSR) Committee and Risk Management Committee**(a) Stakeholders Relationship Committee (SRC)**

The Stakeholders Relationship Committee (SRC) has been constituted to approve share transfers, transmissions, consolidation, sub-division etc. and for redressal of complaints/requests received from the shareholders.

The Company had received 49 letters of various types of requests, inquiries and complaints during the FY 2022-23. All the complaints were resolved to the satisfaction of the shareholders.



The composition of this Committee as on 31st March, 2023, is as under:

1.	Shri Bhadresh Mehta	Chairman
2.	Shri Balwant Singh, IAS (Retd.)	Member
3.	Dr. Rekha Jain	Member

Details of meetings of Stakeholders' Relationship Committee are as below:

Sr.No.	Date of Meeting	Number of Members	Attendance
1	9th May, 2022	3	3
2	1st August, 2022	3	2
3	9th November, 2022	3	2
4	10th February, 2023	3	3

Mr Sandeep Dave, Company Secretary acts as the Secretary of the Committee. The quorum of the Committee is two (2) members.

(b) Business Responsibility & Sustainability Reporting (BRSR) Committee

The SEBI vide its Circular dated 10th May, 2021, with respect to Business Responsibility and Sustainability Reporting, had mandated that the Annual Report shall contain a Business Responsibility and Sustainability Report (BRSR) w.e.f. FY 2022-23. The BRSR seeks disclosures from listed entities on their performance against the nine principles of the 'National Guidelines on Responsible Business Conduct' (NGBRCs) and reporting under each principle is divided into essential and leadership indicators. Accordingly, the BRSR containing the required information forms part of this Annual Report. The Board of Directors have constituted the Business Responsibility & Sustainability Reporting (BRSR) Committee comprising of the below members for matters pertaining to the BRSR:

1	Shri Balwant Singh, IAS (Retd.), Chairman
2	Prof. Yogesh Singh, Member
3	Shri Bhadresh Mehta, Member

Any two (2) Directors shall form the Quorum of the Committee.

The Company Secretary acts as the Secretary of the Committee.

(c) Risk Management Committee (RMC)

The RMC has been constituted with below mentioned scope of work:

- (1) To formulate a detailed Risk Management Policy which shall include:
 - (a) A framework for identification of internal and external risks specifically faced by the Company, in particular including financial, operational, sectoral, sustainability (particularly, ESG related risks), information, cyber security risks or any other risk as may be determined by the Committee.
 - (b) Measures for risk mitigation including systems and processes for internal control of identified risks.
 - (c) Business Continuity Plan.
- (2) To ensure that appropriate methodology, processes and systems are in place to monitor and evaluate risks associated with the business of the Company;
- (3) To monitor and oversee implementation of the Risk Management Policy, including evaluating the adequacy of risk management systems;
- (4) To periodically review the Risk Management Policy, at least once in two years, including by considering the changing industry dynamics and evolving complexity;
- (5) To keep the Board of Directors informed about the nature and content of its discussions, recommendations and actions to be taken;
- (6) The appointment, removal and terms of remuneration of the Chief Risk Officer shall be subject to review by the Risk Management Committee.



The composition of this Committee as on 31st March, 2023, is as under:

Risk Management Committee		
1	Smt. Mona Khandhar, IAS	Chairperson
2	Shri Bhadresh Mehta	Member
3	Dr. Rekha Jain	Member
4	Shri Sanjeev Kumar, IAS, MD	Member
5	Shri Nitesh Bhandari, CFO	Member

Details of meetings of RMC are as below:

Sr. No.	Date of Meeting	Number of Members	Attendance
1	9th May, 2022	5	5
2	1st August, 2022	5	5
3	9th November, 2022	5	4
4	10th February, 2023	4	4

Mr Sandeep Dave, Company Secretary acts as the Secretary of the Committee. The quorum of the Committee is two (2) members.

8. General Body Meetings:

Location and time of last three AGMs.

Annual General Meeting

Date	Time	Venue (Deemed)
*29th August, 2022	11:30 AM	Gujarat Gas CNG Station, Sector 5/C, Gandhinagar – 382 006, Gujarat.
*28th September, 2021	12:00 P.M.	Gujarat Gas CNG Station, Sector 5/C, Gandhinagar – 382 006, Gujarat.
*24th September, 2020	12:00 P.M.	Gujarat Gas CNG Station, Sector 5/C, Gandhinagar – 382 006, Gujarat.

* AGM held through electronic platform

In the last three Annual General Meetings, no special resolutions were passed.

9. Postal Ballot Resolutions

The Shareholders approved the Special Resolutions contained in the notice of the postal ballot including voting by electronic means (e-voting) dated 14th June, 2022 by way of Postal Ballot effective from 15th July, 2022 as below:

- To approve appointment of Shri Balwant Singh, IAS (Retd.) [DIN: 00023872] as an Independent Director of the Company for a period of five years w.e.f. 20th April, 2022.
- To approve appointment of Dr. Rekha Jain [DIN: 01586688] as an Independent Woman Director of the Company for a period of five years w.e.f. 20th April, 2022.

The aforesaid resolutions were approved (with majority of 99.9968% and 99.9973% respectively). The Board of Directors of the Company had appointed CS Manoj Hurkat as the Scrutinizer for conducting Postal Ballot through E-voting process.

10. Disclosures

There are certain transactions with Related Parties which have been disclosed at the relevant place in the Notes to the Financial Statements. No such Related Party Transactions has potential conflict with the interests of the Company at large. There is no non-compliance on any capital market related matter for FY 2022-23 on Stock Exchanges. Further, no penalty has been imposed either by SEBI or Stock Exchanges or any Statutory Authority on any capital market related matter during the last three years.

11. Means of Communication

The Quarterly and Annual Financial Results of the Company are normally published in one National Newspaper (English) and one Regional Newspaper. These results can also be viewed from the Company's website www.gujaratgas.com. Further, the Quarterly and Annual Financial Results and other required filings of the Company can also be viewed on the website of National Stock Exchange of India Limited (www.nseindia.com) and BSE Limited (www.bseindia.com).

Further no presentation was made to institutional investors or analysts during the year.

**12. Code of Conduct****Code of Conduct for Directors and Senior Management**

The Board of Directors of the Company has adopted a Code of Conduct and made it applicable to the Board Members and Senior Management of the Company, who have complied with the same during FY 2022-23. The Code of Conduct has also been posted on the website of the Company.

Code of Conduct for Regulating, Monitoring and Reporting of Trading by Designated Persons and immediate relatives of Designated Persons

Pursuant to the requirements of the Securities and Exchange Board of India (Prohibition of Insider Trading) Regulations, 2015, the Company has adopted a Code of Conduct for Regulating, Monitoring and Reporting of Trading by Insiders and the Code of Practices and Procedures for Fair Disclosure of Unpublished Price Sensitive Information. The Company Secretary acts as the Compliance Officer. This Code of Conduct is applicable to the Designated Person(s) and the Immediate Relative(s) of such Designated Persons of the Company who can have access to Unpublished Price Sensitive Information relating to the Company. It is also informed to the shareholders that the Code of Conduct has been updated/amended in line with SEBI Regulations from time to time.

13. Vigil Mechanism

Pursuant to Section 177 (9) and (10) of the Companies Act, 2013 and the regulation 22 of SEBI (Listing Obligations and Disclosure Requirements) Regulations, 2015, the Company has a Vigil Mechanism to report to the management instances of unethical behavior, actual or suspected fraud or violation of the Code of Conduct of GGL. The said mechanism also provides for adequate safeguards against victimization of persons who use such mechanism and makes provision for direct access to the Chairman of the Audit Committee in appropriate or exceptional cases. The Management affirms that no personnel of the Company was denied access to the Audit Committee. The Company has provided the details of the said Policy on the website of the Company at <https://www.gujaratgas.com/pdf/vigil-mechanism-policy-08052020.pdf>

14. Policy on Materiality of Related Party Transactions and Dealing with Related Party Transactions

As required under regulation 23 of SEBI (Listing Obligations and Disclosure Requirements) Regulations, 2015, the Company has formulated a Related Party Transactions Policy which has been disclosed on the website of the Company at: <https://www.gujaratgas.com/resources/downloads/policy-on-materiality-of-related-party-transactions-wef-1st-april-2022.pdf>

15. Appointment of Independent Directors

The Company has issued formal letter of appointment to Independent Directors in the manner as provided in the Companies Act, 2013. The terms and conditions of appointment have also been disclosed on the website of the Company at <https://www.gujaratgas.com/pdf/terms-and-conditions-of-appointment-of-independent-directors.pdf>. The Board of Directors confirm that in the opinion of the board, the Independent Directors fulfill the conditions specified in SEBI (LODR) Regulations, 2015 and are independent of the management.

A chart or a matrix setting out the skills/expertise/competence of the board of directors specifying the following:

List of core skills/ expertise/ competencies identified by the Board of Directors	Directors who possess those skills
Skills and expertise relating to energy, petrochemicals, oil and gas industry	1. Shri Raj Kumar, IAS
Strategic thinking, advisory skills and Governance	2. Smt. Mona Khandhar, IAS
Policy development	3. Shri. Sanjeev Kumar, IAS
Embrace the shared vision of the Company honesty and integrity leader and team objective	4. Shri. Balwant Singh, IAS (Retd.)
	5. Prof. Yogesh Singh
	6. Shri Bhadresh Mehta
	7. Dr. Rekha Jain

The aforementioned skills are available with the Directors of Gujarat Gas Limited.

**16. Compliance of Discretionary Requirements as specified in Part E of Schedule-II**

The financial Statements for the financial year 2022-23 are with unmodified audit opinion.

17. Compliance of clause (b) to (i) of sub regulation 2 of Regulation 46

The Company has complied with (b) to (i) of sub regulation 2 of Regulation 46.

18. Compliance

Certificate regarding compliance with the Corporate Governance Code for the FY 2022-23 is annexed to this report.

19. Certificate from a Company Secretary in practice on Non Disqualification of Directors from appointment as Directors of the Company:

The Company has obtained a certificate from M/s Manoj Hurkat & Associates, Company Secretary in Practice that none of the Directors of Company are disqualified from being appointed/ continuing as Director of the Company.

20. General Shareholder Information**A. Schedule & Venue of the 11th Annual General Meeting of the Company:**

Day & Date	Friday, 29 th September, 2023
Time	3:00 p.m.
Venue	AGM through VC/OAVM

B. Financial Year:

The Financial Year of the Company starts on 1st April and ends on 31st March every Year.

C. Record Date:

The Record Date for the purpose of payment of Dividend is 11th September, 2023.

D. Dividend Payment:

Dividend if approved by the shareholders at the 11th Annual General Meeting will be paid on or before 28th October, 2023.

E. Listing on Stock Exchanges and Stock Code (w.e.f. 15th September 2015)

Details of listing of equity shares of your Company are given below along with stock codes:

National Stock Exchange of India Limited	GUJGASLTD
Bombay Stock Exchange Limited	GUJGAS - 539336

Address of Stock Exchanges where Equity Shares of Gujarat Gas Limited are Listed:

National Stock Exchange of India Ltd, Exchange Plaza, 5 th Floor, Plot No. C/1, G Block, Bandra Kurla Complex, Bandra (East), Mumbai – 400 051	BSE Limited Phiroze Jeejeebhoy Towers Dalal Street Mumbai- 400 001
--	---

Your Company's equity shares have been listed and trading on BSE Limited (BSE), National Stock Exchange of India Limited (NSE), Ahmedabad Stock Exchange Limited (ASE) and Vadodara Stock Exchange (VSE) with effect from 15th September, 2015. The ISIN of Equity Shares is INE844001030. Further it is brought to the notice of Shareholders that SEBI vide its Order No. WTM/RKA/MRD/144/2015, dated 9th November, 2015, had provided the exit to Vadodara Stock Exchange Limited and in view thereof, the Company is no longer listed on VSE. It is also brought to the notice of the Shareholders that the Company had received a letter dated 11/01/2017, from Ahmedabad Stock Exchange Limited, wherein it has been informed that Ahmedabad Stock Exchange Limited (ASEL) is undergoing its exit policy and because of that all the Companies listed with ASEL are shifted to NSE, BSE, or dissemination Board, NSE, so the Company is requested to do all the Compliance with relevant exchanges where the Company is further listed or with Dissemination Board, NSE and not with ASEL. As your Company is already listed with NSE and BSE, no additional compliance is required.



In view of the aforesaid, it is also informed to the Shareholders that Ahmedabad Stock Exchange Limited has not charged listing fees for FY 2017-18, FY 2018-19, FY 2019-20, FY 2020-21, FY 2021-22 and FY 2022-23 and is not providing the trading platform to the shareholders of the Company and there is not valid contract/agreement with the Company, in view of which your Company is no longer listed with Ahmedabad Stock Exchange Limited.

Listing fees have been paid for the financial year 2022-23 and 2023-24 as per the requirements with the respective Stock Exchanges.

The Company has also entered into a tripartite agreement with National Securities Depository Limited (NSDL) and Central Depository Services (India) Limited (CDSL). The ISIN no. for Company's securities is INE844001030.

F. Market Price Data

The Market price data on the BSE and NSE for the FY 2022-23 is given below:

Equity Share Price on BSE			BSE Sensex		Equity Share Price on NSE		NSE Nifty	
Month	High Price	Low Price	High Price	Low Price	High Price	Low Price	High Price	Low Price
April-2022	541.5	479	60845.1	56009.07	541.6	479	18114.65	16824.7
May-2022	583.6	479	57184.21	52632.48	583.75	480	17132.85	15735.75
June-2022	578.45	403.8	56432.65	50921.22	577.95	403.55	16793.85	15183.4
July-2022	469.8	417.15	57619.27	52094.25	469.8	416.7	17172.8	15511.05
August-2022	503.4	434.15	60411.2	57367.47	501.55	429.7	17992.2	17154.8
September-2022	534	468	60676.12	56147.23	533.3	466.85	18096.15	16747.7
October-2022	528	462.35	60786.7	56683.4	528.3	462.5	18022.8	16855.55
November-2022	527.5	477.15	63303.01	60425.47	528	477.05	18816.05	17959.2
December-2022	539	460.1	63583.07	59754.1	539.1	463.05	18887.6	17774.25
January-2023	494.95	442	61343.96	58699.2	495.1	442	18251.95	17405.55
February-2023	518.7	456.2	61682.25	58795.97	519.4	456.45	18134.75	17255.2
March-2023	525.8	452.15	60498.48	57084.91	526	451.75	17799.95	16828.35

G. Distribution of shareholding

The Distribution of Shareholding as on 31/03/2023 is given below:

Distribution Schedule - Consolidated As on 31/03/2023					
Category (Amount)	No. of Cases	% of Cases	Total Shares	Amount	% of Amount
1-5000	1,79,335	97.615872	1,74,03,437	3,48,06,874	2.528136
5001-10000	3,246	1.766867	1,44,82,960	2,89,65,920	2.103888
10001-20000	579	0.315162	43,65,045	87,30,090	0.634095
20001-30000	147	0.080015	19,14,522	38,29,044	0.278116
30001-40000	59	0.032115	10,68,291	21,36,582	0.155187
40001-50000	45	0.024494	10,25,389	20,50,778	0.148955
50001-100000	99	0.053888	36,44,428	72,88,856	0.529413
100001 & Above	205	0.111586	64,44,86,053	1,28,89,72,106	93.622211
Total	1,83,715	100.00	68,83,90,125	1,37,67,80,250	100.00

**H. Your Company does not have any GDRs/ADRs/Warrants or any other convertible instruments.****I. Geographical Areas**

Sr No.	Name of the Geographical Area
1	Surat- Bharuch- Ankleshwar
2	Nadiad
3	Navsari
4	Rajkot
5	Surendranagar
6	Jamnagar
7	Bhavnagar
8	Hazira
9	Kutch (West)
10	Valsad
11	Union Territory of Dadra & Nagar Haveli
12	Palghar District and Thane Rural
13	Amreli District
14	Dahej- Vagra Taluka
15	Ahmedabad District (excluding area already authorized)
16	Dahod District
17	Anand District (excluding area already authorized)
18	Panchmahal District
19	Narmada (Rajpipla) District
20	Sirsa, Fatehabad and Mansa (Punjab) Districts
21	Ujjain (Except area already authorized) District, Dewas (Except area already authorized) District and Indore (Except area already authorized) District
22	Jhabua, Banswara, Ratlam and Dungarpur Districts
23	Ferozepur, Faridkot and Sri Muktsar Sahib Districts
24	Hoshiarpur and Gurdaspur Districts
25	Jalore and Sirohi Districts
26	Amritsar District
27	Bhatinda District

J. Fees paid to the Statutory Auditors:

During the financial year 2022-23, the Statutory Auditors of the Company were paid fees for audit and providing other services as per below details:

Name of the Company	Name of Auditor	Feed paid			Total (Rs.)
		For Statutory Audit (Rs.)	For Quarterly Limited review (Rs. *3 qtr)	For providing other services (Rs.)	
Gujarat Gas Limited	M/s Manubhai & Shah LLP	18,84,750	10,50,000 (For 3 quarters)	10,000	29,44,750

**K. DISCLOSURE UNDER THE SEXUAL HARASSMENT OF WOMEN AT WORKPLACE (PREVENTION, PROHIBITION AND REDRESSAL) ACT, 2013**

Your Company has always believed that appropriate standard should be maintained by the employees in their conduct and that there should be a safe, in discriminatory and harassment-free (including free of sexual harassment) work environment for every individual working in the Company. The Company has in place a Policy on Prevention of Sexual Harassment at workplace as a part of its Human Resource Policy. It aims at prevention of harassment of employees and lays down the guidelines for reporting and prevention of sexual harassment. During the year ended 31st March, 2023, one complaint has been received pertaining to sexual harassment. The Company has constituted internal complaint committee and has also complied with all applicable provisions of the said Act.

21. Details of Registrar & Share Transfer Agent

KFin Technologies Limited, Selenium Tower B, Plot No. 31-32, Gachibowli, Financial District, Nanakramguda, Serilingampally Mandal, Hyderabad - 500032. Toll free No.: 1800 309 4001.

Further details can be accessed at <https://www.gujaratgas.com/investors/page-details-of-registrar-and-transfer-agent-rta/>

22. Dematerialisation of Shares and Share Transfer System

About 99.65% of the equity shares of the Company are in electronic form. Shri Sanjeev Kumar, IAS, Managing Director of the Company is authorized to approve Share Transfer/Transmission/Deletion of Name/Change of Name etc.

It is also informed to the Shareholders that Securities and Exchange Board of India had issued SEBI (Listing Obligations and Disclosure Requirements) (Fourth Amendment) Regulations, 2018, vide Notification dated 8th June, 2018, where in it has amended Regulation 40 – Transfer or Transmission or Transposition of Securities and has mandated that transfer of securities would be carried out in dematerialized form only w.e.f December 5, 2018 and except in case of transmission or transposition of securities, requests for effecting transfer of securities shall not be processed unless the securities are held in the dematerialized form with a depository.

In order to implement the aforementioned Amendment in the Regulation and as advised by SEBI, the Company had sent letter under Registered/Speed post to the holders of physical certificates appraising them about the amendment and sensitise them about the impact of the regulation on the transfer of shares held by them in physical form w.e.f. December 5, 2018.

The Company had also placed information on its website intimating the investors about the proposed change and has provided appropriate guidance on how to dematerialize their shares.

Subsequently, on 3rd December, 2018, SEBI extended the time limit and clarified that the aforesaid requirement of transfer of securities only in demat form will come into force from 1st April, 2019.

Further on 27th March, 2019, SEBI also clarified that decision does not prohibit the investor from holding the shares in physical form; investor has the option of holding shares in physical form even after 1st April, 2019. Any investor, who is desirous of transferring shares (which are held in physical form) after 1st April, 2019 can do so only after the shares are dematerialized. The transfer deed(s) once lodged prior to deadline and returned due to deficiency in the document may be re-lodged for transfer even after the deadline of 1st April, 2019.

The above decision of SEBI is not applicable for demat of shares, transmission (i.e. transfer of title of shares by way of inheritance / succession) and transposition (i.e. re-arrangement / interchanging of the order of name of shareholders) cases.

Further SEBI vide Circular dated 7th September, 2020 has clarified that it has been decided to fix 31st March, 2021 as the cut-off date for re-lodgement of transfer deeds. Further, the shares that are re-lodged for transfer (including those request that are pending with the listed Company / RTA, as on date) shall henceforth be issued only in demat mode.

It is also informed that Company has requested to physical shareholders vide advertisement dated 6th June, 2022 and vide letters dated 3rd January, 2023 and 16th May, 2023 to opt for dematerialisation of shares and also informed benefits of holding shares in demat mode along with amendments in Regulation 40 of SEBI (LODR) 2015. Further as required by SEBI Circular dated 30/05/2022, the Company has also informed shareholders vide sms and email about details of availability of Arbitration Mechanism available against Company/RTA in Stock Exchanges. Further as required by SEBI Circulars dated 3rd November, 2021 and 16th March 2023, Company has intimated physical shareholders to update KYC vide letters dated 06/06/2022, 27/01/2022 and 13/04/2023.

**23. Summary of Shareholding as on 31/03/2023**

Summary of Shareholding As on 31/03/2023			
Category	No. of Holders	Total Shares	% to Equity
PHYSICAL	540	24,27,500	0.352634
N S D L	60,392	62,41,35,904	90.666016
C D S L	1,22,783	6,18,26,721	8.981349
Total	1,83,715	68,83,90,125	100.00

24. Address of Correspondence

Gujarat Gas Limited, 2, Shantisadan Society, Nr. Parimal Garden, Ellis Bridge, Ahmedabad - 380006, India. Telephone Numbers: +91-79-26462980, +91-79-26460095, Fax: +91-79-26466249.

25. Details of Credit Rating for Bank loan facilities:

Rating Agency	Instrument Type	Rating Type	Rating/Outlook As on 31-Mar-2023	Date of rating document
CRISIL Ratings Limited	Bank Loan Facilities	Long-term	CRISIL AAA/Stable (Upgraded from 'CRISIL AA+/Positive' on 27-12-2022)	27/12/2022
CARE Ratings Limited	Bank Facilities	Long-term/ Short-term	CARE AA +/ Positive / CARE A1+ (Reaffirmed on 21-09-2022)	21/09/2022
India Ratings and Research Pvt Ltd	Bank Loans	Long-term/ Short-term	IND AA +/ Positive / IND A1+ (Reaffirmed on 27-04-2022)	27/04/2022
	Commercial paper	Short-term	IND A1+ (Reaffirmed on 27-04-2022)	27/04/2022

26. Non-Mandatory requirements of regulation 27 (1) & Part E of Schedule II of the Listing Regulations:

- i) The Company has a Non-Executive Chairman.
- ii) The quarterly / half yearly results are not sent to the shareholders. However, the same are published in the newspapers and are also posted on the Company's website.
- iii) The internal auditors report to the Audit Committee.

27. Demat Suspense Account

The Company has an operative suspense demat account, however as on 31st March, 2023 there are no equity shares in the said demat account.

For and on behalf of the Board of Directors

Raj Kumar, IAS
Chairman

Date: 18th July, 2023

Place: Gandhinagar



ANNEXURE – 2 ANNUAL REPORT ON CSR ACTIVITIES

1. A brief outline of the Company’s CSR policy, including overview of projects or programs proposed to be undertaken and a reference to the web-link to the CSR policy and projects or programs:

The Company has framed a CSR Policy in compliance with the provisions of section 135 of the Companies Act, 2013 and the same is placed on the website of the Company and the web link for the same is as under:

CSR Policy	https://www.gujaratgas.com/resources/downloads/corporate-social-responsibility-policy-wef-1st-june-2021.pdf
CSR projects approved by the board	https://www.gujaratgas.com/projects-report-on-csr-activities/

The thrust areas outlined in the company’s CSR policy are Community development, promoting education, creating awareness for conservation of energy, environment sustainability, healthcare etc.

The Board of Directors on the recommendation of CSR Committee has approved the CSR contribution of providing financial and other assistance for specific activities/projects to various Trusts/Implementing Partners and some amount was spent directly.

2. Composition of CSR Committee:

Sr.No.	Name of Director	Designation/Nature of Directorship	No of meeting of CSR Committee held during the year	No. of meeting of CSR Committee attended during the year
1	Mr. Balwant Singh, IAS (Retd.)	Chairman	4	4
2	Smt. Mona Khandhar, IAS	Member	NA	NA
3	Smt. Mamta Verma, IAS	Member	NA	NA
4	Shri Bhadresh Mehta	Member	4	4
5	Shri Milind Torawane, IAS	Member	3	3

Any two Directors shall form the Quorum of the Committee.

3. Provide web-link where Composition of CSR Committee, CSR Policy and CSR projects approved by the Board are disclosed on the website of the Company:

The Company has framed a CSR Policy in compliance with the provisions of section 135 of the Companies Act, 2013 and the same is placed on the website of the Company and the web link for the same is as under:

Composition of CSR Committee	https://www.gujaratgas.com/resources/downloads/composition-of-committees-of-bod-of-ggl.pdf
CSR Policy	https://www.gujaratgas.com/resources/downloads/corporate-social-responsibility-policy-wef-1st-june-2021.pdf
CSR projects approved by the board	https://www.gujaratgas.com/projects-report-on-csr-activities/

4. Provide the executive summary along with web-link(s) of Impact Assessment of CSR Projects carried out in pursuance of Sub-Rule (3) of Rule 8 of the Companies (Corporate Social Responsibility Policy) Rules, 2014 if applicable –

Impact Assessment of three CSR projects was undertaken: 1) Dhavantri Covid Hospital 2) Supply and installation of PSA Oxygen plants at various Government Hospitals in Gujarat 3) Gas supply to crematoriums, executive summary is attached at Annexure-2-A. The weblink to access impact assessment report is <https://www.gujaratgas.com/projects-report-on-csr-activities/>

5. (a) Average Net Profit of the Company as per Section 135(5):

Average Net Profit of the Company for last three financial years: INR 1,551.64 Crores

(b) Two percent of average net profit of the Company as per Section 135(5): INR 31,03,27,555/-

(c) Surplus arising out of the CSR Projects or Programs or Activities of the previous financial years: NIL

(d) Amount required to be set-off for the financial year, if any: NIL

(e) Total CSR Obligation for the Financial Year [5b-5c-5d]: INR 31,03,27,555/-

**6. (a) Amount spent on CSR Projects (both Ongoing and other than Ongoing Project):**

INR.31,31,29,591/- (INR 11,95,35,000/- for ongoing projects and INR 19,35,94,591/- for other than ongoing projects)

(b) Amount Spent in Administrative Overhead: NIL**(c) Amount spent on Impact assessment, if applicable: NIL****(d) Total amount spent for the financial year [6a+6b+6c]: INR.31,31,29,591/-****(e) CSR amount spent or unspent for the financial year:**

Total Amount spent for the financial year (in Rs.)	Amount Unspent (in Rs.)				
	Total amount transferred to unspent CSR Account as per section 135(6)		Amount transferred to any fund specified under Schedule VII as per second proviso to section 135(5)		
	Amount	Date of Transfer	Name of fund	Amount	Date of Transfer
19,35,94,591/-	11,45,00,000/-	28 th April 2023	Not Applicable	Not Applicable	Not Applicable
	50,35,000/-	29 th April 2022			
	11,95,35,000/-				

(f) Excess amount for set off, if any:

Sr.No.	Particulars	Amount (in Rs.)
(i)	Two percent of average net profit of the company as per section 135(5)	Rs.31,03,27,555/-
(ii)	Total amount spent for the financial year	Rs.31,31,29,591/-
(iii)	Excess amount spent for the financial year [(ii)-(i)]	Rs. 28,02,036/-
(iv)	Surplus arising out of the CSR projects or programs or activities of the previous financial year, if any	Nil
(v)	Amount available for set off in succeeding financial years [(iii)-(iv)]	Rs. 28,02,036/-

7. Details of Unspent CSR Amount for the preceding three financial years:

1	2	3	4	5	6		7	8
Sr.No.	Preceding Financial Year.	Amount transferred to Unspent CSR Account under Section 135(6) (in Rs.)	Balance Amount in unspent CSR Account under Section 135(6) (in Rs.)	Amount spent in the Financial Year (in Rs.)	Amount transferred to Fund specified under Schedule VII as per second proviso to Section 135(5), if any		Amount remaining to be spent in succeeding Financial year (in Rs.)	Deficit, if any
					Amount (in Rs.)	Date of transfer		
1	2019-2020	-	-	-	-	-	-	-
2	2020-2021	-	-	-	-	-	-	-
3	2021-2022	4,40,15,000/-	4,40,15,000/-	-	-	-	4,40,15,000/-	-
	TOTAL	4,40,15,000/-	4,40,15,000/-	-	-	-	4,40,15,000/-	-

**8. Whether any capital assets have been created or captured or acquired through CSR amount spent in the financial year:**Yes No If Yes, enter the number of Capital Assets created/ acquired

Furnish the details relating to such asset(s) so created or acquired through Corporate Social Responsibility amount spent in the Financial Year:

Sr.No.	Short Particulars of the property to asset(s) [including complete address and location of the property]	Pin code of the property or assets	Date of Creation	Amount of CSR spent	Details of entity/ Authority/ beneficiary of the registered owner		
(1)	(2)	(3)	(4)	(5)	(6)		
	Not Applicable				CSR Registration Number, if any	Name	Registered Address

9. Specify the reason(s), if the company has failed to spend two percent of the net profit as per section 135(5):

Not applicable as the company has transferred Rs. 11,95,35,000/- to unspent CSR Account as per section 135(6) for ongoing projects.

Milind Torawane, IAS (Managing Director)	Balwant Singh, IAS (Retd.) (Chairman, CSR Committee)
---	---

Date: 2nd June, 2023

Place: Gandhinagar



ANNEXURE-2-A

Executive Summary- Dhanvantari Covid Hospital (DCH) - A GoG - DRDO-Gujarat University Initiative

The Dhanvantari COVID Care Hospital, started on 24th April 2021 was established with robust speed and was set up in record span of 10 days. It was located at the Gujarat University Convention and Exhibition Centre, Ahmedabad. It was set up by the Government of Gujarat in collaboration with the Defence Research and Development Organization (DRDO), through the Gujarat University Consultancy Foundation (GUCF) The Dhanvantari COVID Hospital (DCH) aimed to alleviate the additional stress on the healthcare infrastructure of the state due to the COVID -9 pandemic.

It was equipped with a capacity of more than 900 beds, had all necessary crucial medical infrastructure facilities including intensive and critical care for COVID patients. All beds were equipped with 100 percent oxygen supply and 150 of these beds were ICU beds with ventilators. More than 200 medical and paramedical staff including 50 doctors and Duty Medical Officers was deployed in the hospital. The hospital was linked with VS Hospital, Ahmedabad, as its base. The hospital functioned as a Referral Hospital, with no OPD, in order to provide efficient and dedicated critical care to the COVID patients.

Some of the key findings from the study include:

- Majority of the respondents who were treated at Dhanvantari hospital belonged to informal occupations, therefore it is evident that it provided services to the neediest.
- Out of total 50 patients surveyed, 45 i.e., 90 % patients were admitted from Ahmedabad city, which establishes that the decision to establish Dhanvantari Hospital in Ahmedabad was very much relevant.
- About 84% (42 nos.) patients interviewed faced no problem at point of admission in the hospital and said that the procedure was 'easy' for them. 12% (6 nos.) of them felt that the procedure was 'not easy'.
- 72% (36 nos.) respondents were satisfied and mentioned that the basic facilities like food, sanitation etc. were good at the hospital.
- About 86% (43 nos.) patients did not face any shortage in oxygen supply.
- In case of medicines supply, 42 patients (84%) had no problem in procuring them on time. All other medical facilities were also supplied systematically according to 43 (86%) patients.
- 40 patients (80%) out of 50 were satisfied and happy to receive the medical services and treatment in respect to their ailments. 8 (16%) patients were not satisfied with the medical and treatment services.
- Crucial addition of highly trained medical manpower boosted the functioning of the hospital which was witnessing long queues of patients.
- 37 out of 50 patients were constantly connected with their family through their own mobile.
- 41 patients out of 50 mentioned that they would recommend this hospital in the future.

All together, setting up of an emergency facility like Dhanvantari has been a learning experience for all stakeholders. It has indeed helped hundreds of patients with free of cost on-time health services.

Executive Summary- Supply, Installation and Commissioning of PSA Oxygen Plants in Government Hospitals at various locations in Gujarat

During COVID-19 crisis, shortage of oxygen in the second wave brought out the need for improved management of oxygen generation and supply. In that context, Pressure Swing Adsorption (PSA) oxygen plants have emerged as a viable option and widely used as a primary source of medical oxygen across hospitals in India. Moreover, to limit the dependency on refilling oxygen cylinders and procuring liquid oxygen from vendors, the Government of India had recommended that PSA plants should be used as an alternative and sustainable source of oxygen.

In Gujarat, the government explored and identified Gujarat Gas Limited (GGL) as one of the agencies to address the scarcity of medical oxygen. GGL supported in setting up of 9 PSA oxygen plants at various districts (6 in Rajkot, 2 in Morbi and 1 in Aravalli) in the Gujarat Medical and Education Research Society (GMERS) operated Government Hospitals of Gujarat. The initiative was critical as it aimed to meet the increasing demand of oxygen and for future preparedness wherein GGL contributed Rs. 300 lakhs. GGL has supported to the project 'Supply, Installation and Commissioning of PSA Oxygen Plants in Government Hospitals at various locations in Gujarat' through the implementation partner Gujarat Corporate Social Responsibility Agency (GCSRA). The main outcomes of the intervention were as follows:



- Supplied, installed and commissioned nine PSA oxygen plants during COVID 19
- Provided oxygen for patients at bed level in each location
- Strengthened healthcare services of the GMERS managed Government hospitals of the State especially for Oxygen requirement
- Ensured that each of these hospitals has a captive oxygen generation facility

Gujarat Energy Research and Management Institute (GERMI) was awarded work order by GGL as an independent consultant for the Social Impact Assessment Study to understand the impact of 'Supply, Installation and Commissioning of PSA Plants for GMERS Operated Government Hospitals'. The study included; secondary research, preparation of research tools, training of GERMI field staff, pre-testing of research tools, data entry, analysis and development of report.

Some of the key findings from the study include:

- All together, the eight hospitals visited have 2390 beds. And out of this 2295 (96.02%) are connected with oxygen supply.
- As far as the cost is concerned, all of them agreed that the plant was installed free of cost after the hospital authorities had constructed the concrete platform through its civil works department as per the specification from the respective vendor.
- Apart from their original capacity, 5 Sub District Hospitals were able to manage and accommodate beds for COVID patients.
- When probed about the benefits of the PSA plant, only 4 Hospitals mentioned that it can be life-saving, 1 (one) agreed that it can be time saving and the other said it can be cost effective.
- At the same time, all the hospitals responded that the installation of PSA oxygen plants have incurred no expenses for them and all the expenses to set up the system has been borne by GGL.
- The study also has shown that in all the hospitals visited, the PSA plants were installed/or it became functional after the second wave subsided. However, the hospitals have the plants now in place, which are functional and could address any emergencies in the future.
- The hospital's technical staff has received training for the operations and maintenance of the PSA plant. About 40 people have received training on operation and maintenance – and as a part of this they perform basic works like switching the plant on/off or check the purity of oxygen. All of them responded that the 'Do's and Don'ts Guidelines' shared with them during the training has been helpful.
- 3 Sub District Hospitals have proper designated space for oxygen cylinders in their respective hospitals. They have centralised system in place. While others reported that they keep the oxygen cylinders in either open lobby, or in emergency ward or in female ward.

GGL has been in the forefront along with the government and other entities during the COVID battle when the nation witnessed unprecedented flow of COVID patients to hospitals. The timely support of GGL has helped the state to have social assets, which will always be at the service of people.

Executive Summary- Supply of Gas to the Crematoriums during 2021-2022.

COVID-19 has been a traumatizing experience for the humankind. It challenged us in all aspects of life, health, professions, services, commercial activities and so on. In response to the pandemic, the governments and healthcare systems have been forced to mobilize quickly, often with limited resources and in the face of rapidly changing circumstances. Medical supplies, including personal protective equipment (PPE), have been in short supply, making it difficult for healthcare workers to protect themselves and care for patients. The pandemic has also led to economic disruptions, with many businesses forced to close or reduce operations, resulting in job losses and financial difficulties for millions of people. Supply chains were disrupted, leading to shortages of essential goods and services, including food, medicine, and other basic necessities.

In the face of this crisis, Gujarat Gas Limited (GGL) through its' CSR initiative of 'Supply of gas to the crematoriums' in Gujarat, which was the need of the hour. Gas supply was done to 47 crematoriums by GGL, which has made an impact on many lives, especially during the most critical phase of the year 2021-2022. To understand the social impact of this intervention, GGL assigned a study to Gujarat Energy Research and Management Institute (GERMI), Gandhinagar. Some of the significant aspects, which have emerged from the study, indicate that the initiative has been positively impactful for the citizens. Especially it has been beneficial to the people in terms of 'finding an environment friendly option' of cremating their loved ones, when the existing services were not able to fulfil the rising demand of the time.



Over 14 crematoriums (30%) with Gas supply from GGL and 20 family members were interviewed using qualitative research tools. The analysis of data has helped in deriving at following research findings:

- 11 (78.57%) out of 14 crematoriums reported that the infrastructure was able to manage the load during the peak of COVID wave.
- All 14 caretakers of the crematoriums i.e. 100% confirmed that there was continuous and uninterrupted gas supply for cremation, which resulted in quick and easy cremation process.
- 13 out of 14 operators i.e. (92.85%) of gas kiln received training for operation and management of gas kiln through various agencies.
- All the crematorium caretakers knew that the gas supply is from GGL.
- Respondents (crematorium caretakers) have shared that 'use of gas for cremation has several advantages', such as; it takes less time in cremation, reduced chances of infection or spread, saves environment and creates less pollution. Additionally, there have been responses that 'use of gas' helps in saving electricity too.
- Out of 20 family members interviewed, 14 (70%) have said that 'using gas for cremation' was a better option especially in terms of 'saving environment'.
- Family members have shared that cremation through gas is preferred as it 'takes less time', 'environment friendly', 'less chances of infection spread', 'people have less time to attend funerals', 'wood is expensive' and 'gas is an environment friendly option for the new era'.
- The project has potential to change the belief system of community through providing cost effectiveness as well as environmental impact i.e. though prima facie it may seem during the present times that the cost of gas and wood used for cremation to be similar, but in long run if we consider the expected role of trees in nurturing life – then the cost of gas seems irrelevant.
- The most important impact the project have had is that it gave an opportunity for the family members to do the last ritual of their loved ones in an appropriate way without worrying about lack of facilities (general notion that was created among the population during Covid- 19).
- Though not directly related to the 'gas supply', the crematorium workers have faced 'social isolation' from family and neighbours – as about seven respondents (50%) have expressed facing isolation because of the nature of their work during the COVID times. Similarly, the caretakers have had no facilities or access to mental health aspects, therefore six respondents (caretakers) (42.85%) have said that they have been able to 'manage own stress' and seven (50%) have shared that they were unable to manage the stress but had no option.
- At the face of pandemic, common facilities were being provided by the government and used by people from all social strata – without any prejudice.

The project 'Supply of gas to the crematoriums' has indeed made an impact in the lives of many people. The study clearly highlights that it has served people and has aided the government at a critical phase of pandemic. The CSR initiative of GGL has further facilitated the crematoriums, which were working over-time with less or no additional options.



ANNEXURE - 3
SECRETARIAL AUDIT REPORT

**[Pursuant to Section 204(1) of the Companies Act, 2013 and Rule No. 9 of the Companies
(Appointment and Remuneration of Managerial Personnel) Rules, 2014]**

To,

The Members of

GUJARAT GAS LIMITED

(CIN:L40200GJ2012SGC069118)

Gujarat Gas CNG Station,

Sector 5/C, Gandhinagar - 382006 (Gujarat)

We have conducted the Secretarial Audit of the compliance of applicable statutory provisions and the adherence to good corporate practices by **GUJARAT GAS LIMITED** (hereinafter called the "**Company**"). Secretarial Audit was conducted in a manner that provided us a reasonable basis for evaluating the corporate conducts/statutory compliances and expressing our opinion thereon.

Based on our verification of the books, papers, minute books, forms and returns filed and other records maintained by the Company and also the information provided by the Company, its officers, agents and authorized representatives during the conduct of secretarial audit, We hereby report that in our opinion, the Company has, during the audit period covering the financial year ended on 31st March, 2023 complied with the statutory provisions listed hereunder and also that the Company has proper Board-processes and compliance-mechanism in place to the extent, in the manner and subject to the reporting made hereinafter:

We have examined the books, papers, minute books, forms and returns filed and other records maintained by the Company for the financial year ended on 31st March, 2023 according to the provisions of:

- I. The Companies Act, 2013 (the Act) and the Rules made thereunder;
- II. The Securities Contracts (Regulation) Act, 1956 (**'SCRA'**) and the Rules made thereunder;
- III. The Depositories Act, 1996 and the Regulations and Bye-laws framed thereunder;
- IV. The Foreign Exchange Management Act, 1999 and the Rules and Regulations made thereunder to the extent of Foreign Direct Investment, Overseas Direct Investment and External Commercial Borrowings;
- V. The following Regulations and Guidelines prescribed under the Securities and Exchange Board of India Act, 1992 (**'SEBI Act'**) to the extent applicable to the Company:
 - a) The Securities and Exchange Board of India (Substantial Acquisition of Shares and Takeovers) Regulations, 2011;
 - b) The Securities and Exchange Board of India (Prohibition of Insider Trading) Regulations, 2015;
 - c) The Securities and Exchange Board of India (Issue of Capital and Disclosure Requirements) Regulations, 2018;
 - d) The Securities and Exchange Board of India (Share Based Employee Benefits and Sweat Equities) Regulations, 2021;
 - e) The Securities and Exchange Board of India (Issue and Listing of Non-Convertible Securities) Regulations, 2021;
 - f) The Securities and Exchange Board of India (Registrars to an Issue and Share Transfer Agents) Regulations, 1993 regarding the Companies Act and dealing with client;
 - g) The Securities and Exchange Board of India (Delisting of Equity Shares) Regulations, 2021; and
 - h) The Securities and Exchange Board of India (Buyback of Securities) Regulations, 2018;

We have also examined compliance with the applicable clauses of the following:

- I. Secretarial Standards issued by The Institute of Company Secretaries of India;
- II. The SEBI (Listing Obligations and Disclosure Requirements) Regulations, 2015 (SEBI-LODR);

We hereby report that during the period under review, the Company has complied with the applicable provisions of the Act, Rules, Regulations, Guidelines, Standards etc. mentioned above.



VI. We further report that having regard to the compliance system prevailing in the Company and on examination of the relevant documents and records in pursuance thereof, on test-check basis, the Company has complied with the following laws applicable specifically to the Company:

- a) The Petroleum and Natural Gas Regulatory Board Act, 2006
- b) The Petroleum Act, 1934
- c) The Explosives Act, 1884
- d) The Inflammable Substances Act, 1952

We further report that:

- a) The Board of Directors of the Company was duly constituted with proper balance of Executive Directors, Non-Executive Directors and Independent Directors. The changes in the composition of the Board of Directors that took place during the period under review were carried out in compliance with the provisions of the Act.
- b) Adequate notice was given to all Directors to schedule the Board Meetings at least seven days in advance. Agenda and detailed notes on agenda were also sent to all the Directors and a system exists for seeking and obtaining further information and clarifications on the agenda items before the meeting and for meaningful participation at the meeting.
- c) Majority decisions were carried through while the dissenting members' views, if any were captured and recorded as part of the minutes.

We further report that there are adequate systems and processes in the Company commensurate with the size and operations of the Company to monitor and ensure compliance with applicable laws, rules, regulations and guidelines.

We further report that during the audit period, there are no material events/actions taken place which have major bearing on the affairs of the Company in pursuance of the above referred laws, rules, regulations, guidelines, standards etc.

For, DHAWAL CHAVDA & ASSOCIATES

Practicing Company Secretaries

FRN: S2015GJ327000

PR Certificate No.: 1853/2022

DHAWAL CHAVDA

Proprietor

ACS No. 23795, C P No.: 8689

UDIN: A023795E000255213

Place: Ahmedabad

Date: 10th May, 2023

Note: This Report is to be read with our letter of even date which is annexed as **Annexure A** and form an integral part of this Report.

**ANNEXURE – A**

To,

The Members of

GUJARAT GAS LIMITED

(CIN:L40200GJ2012SGC069118)

Gujarat Gas CNG Station,

Sector 5/C, Gandhinagar - 382006 (Gujarat)

Our report of even date is to be read along with this letter:

1. Maintenance of Secretarial record is the responsibility of the Management of the Company. Our responsibility is to express an opinion on these Secretarial records based on our audit.
2. We have followed the audit practices and processes as were appropriate to obtain reasonable assurance about the correctness of the contents of the Secretarial records. The verification was done on test basis to ensure that correct facts are reflected in Secretarial records. We believe that the processes and practices, we followed provide a reasonable basis for our opinion.
3. We have not verified the correctness and appropriateness of financial records and Books of Accounts and Cost records of the Company.
4. We have obtained the Management representation about the compliance of laws, rules and regulations and happening of events, secretarial records and other factual position which cannot be otherwise verified etc. wherever required or necessary.
5. The compliance of the provision of corporate laws and other applicable laws, rules, regulations, standards is the responsibility of Management. Our examination was limited to the verification of the same on test basis.
6. The Secretarial audit report is neither an assurance as to the future viability of the company nor of the efficacy or effectiveness with which the management has conducted the affairs of the company.
7. The Secretarial audit was conducted in accordance with Auditing Standards issued by the Institute of Company Secretaries of India and in a manner which evolved such examinations and verifications as considered necessary and adequate for the said purpose.

For, DHAWAL CHAVDA & ASSOCIATES

Practicing Company Secretaries

FRN: S2015GJ327000

PR Certificate No.: 1853/2022

DHAWAL CHAVDA

Proprietor

ACS No. 23795, C P No.: 8689

UDIN: A023795E000255213

Place: Ahmedabad

Date: 10th May, 2023



ANNEXURE – 4
FORM No. AOC-2

(Pursuant to clause (h) of sub-section (3) of section 134 of the Act and Rule 8(2) of the Companies (Accounts) Rules, 2014)
Form for disclosure of particulars of contracts/arrangements entered into by the company with related parties referred to in sub-section (1) of section 188 of the Companies Act, 2013 including certain arm's length transactions under third proviso thereto

1. Details of contracts or arrangements or transactions not at arm's length basis:

Name of the Related Party & Nature of Relationship	Nature of Contracts/ Arrangements/ transactions	Duration of Contracts/ Arrangements/ Transactions	Salient terms of Contracts/ Arrangements/ Transactions including value, if any	Justification for entering into such Contracts/ Arrangements/ Transactions	Date of Approval by the Board	Amount paid as advances, if any	Date of passing Special Resolution
-----N.A.-----							

2. Details of material contracts or arrangement or transactions at arm's length basis for the FY.2022-23:

Name of the Related Party & Nature of Relationship	Nature of Contracts / Arrangements / transactions	Duration of Contracts / Arrangements / Transactions	Salient terms of Contracts / Arrangements / Transactions including value, if any	Date of Approval by the Board, if any	Amount paid as advances, if any
Gujarat State Petroleum Corporation Limited – GSPC Ultimate Holding Company (W.e.f.,20th October,2022) Intermediate Holding Company (Upto 19th October, 2022)	Purchase of Natural Gas	Regular	Rs.11,299.90 Crores #	08/02/2022 and 03/08/2022	NA
Gujarat State Financial Services Limited – GSFS Associate of Ultimate Holding Company (Upto 19th October, 2022)	Deposit – Placed/ Renewed	Regular	Rs. 6982.50 Crores #		NA
	Deposit – Withdrawn / Redeemed	Regular	Rs. 6233.00 Crores #		NA

Definition of Material Related Party Transactions (as disclosed in Policy on Materiality of Related Party Transactions and dealing with Related Party Transactions): "Material Related Party Transaction" In accordance with Regulation 23 of the Listing Regulations, w.e.f. 01/04/2022 a transaction with a related party shall be considered material, if the transaction(s) to be entered into individually or taken together with previous transactions during a financial year, exceeds rupees one thousand crore or ten per cent of the annual consolidated turnover of the Company as per the last audited financial statements of the Company, whichever is lower or such other limit as may be specified in the applicable Regulation as amended from time to time.

For and on behalf of the Board of Directors

Raj Kumar, IAS
Chairman

Place: Gandhinagar
Date: 18th July, 2023

**ANNEXURE-5****AOC-1****Statement containing salient features of the financial statement of subsidiaries/associate companies/joint ventures (Pursuant to Section 129(3) of the Companies Act, 2013)****Part "A": Subsidiaries****Not Applicable****Part "B": Associates****(Rs in Crores)**

Name of Associates	Guj Info Petro Limited
1. Latest audited Balance Sheet Date	31/03/2023
2. Shares of Associate held by the company on the year end (in numbers)	25,000
Amount of Investment in Associate	0.03
Extent of Holding %	49.94%
3. Description of how there is significant influence	Through voting power
4. Reason why the associate is not consolidated	NA
5. Networth attributable to Shareholding as per latest audited Balance Sheet	As per Ind-AS-28 equity method is followed
6. Profit / (Loss) for the year	
I. Considered in Consolidation	2.70
ii. Not Considered in Consolidation	-

For and on behalf of Board of Directors of Gujarat Gas Limited**Raj Kumar, IAS**Chairman
DIN - 00294527**Milind Torawane, IAS**Managing Director
DIN - 03632394**Balwant Singh, IAS (Retd.)**Director
DIN- 00023872**Nitesh Bhandari**

Chief Financial Officer

Sandeep Dave

Company Secretary

Place: Gandhinagar**Date: 10th May, 2023**



ANNEXURE-6

(A) Conservation of Energy-

- (i) The steps taken or impact on conservation of energy;
 - Usage of LED light fixtures instead of CFL/MH type in Street lighting, Offices & COCO CNG Stations for all new installations & replacements
 - Outdoor lighting system for COCO CNG station with high mast lighting, which reduced installation of light poles/fixtures.
 - Optimise the power requirement and reduced contract demand at few CNG stations
 - By use of LNG/LCNG as a product which help to reduce the electrical Power consumption compared to use of variable inlet CNG Compressor. Differential reduced power consumption is ~0.12 Kwh/Kg, which results in energy saving of ~2000 Kwh/Day considering sale of 16000 Kg/Day at operating LNG/LCNG Stations.
 - With two (2) operational LCNG stations, the CNG transport through vehicle is reduced 3000 km/day at Thane GA which helps to reduce the number of trips of MCV and reduce the fuel consumption accordingly.
 - Instead of steel cascade cylinder (3000/4500WLC capacity), GGL is using light weight composite cylinder (8800WLC – 110 nos., 6600WLC – 175 nos.) during transport for higher volume of gas which will help to reduce the number of MCV trips by half and reduce the fuel consumption accordingly.
- (ii) The steps taken by the company for utilizing alternate sources of energy;
 - Maximised usage of VRF (Variable refrigerant flow) & VRV (Variable refrigerant Variant) & Inverter based AC systems instead of conventional DX (direct expansion) type for new offices
 - Gas engine driven compressors at CNG stations- 15 nos.
 - GGL through various outsourced agencies are running more than 700 CNG Mobile Cascade Vehicle (MCV) for transporting CNG from Mother CNG stations to Daughter / Daughter booster CNG stations. These MCVs are now being run on CNG as fuel instead of Diesel.
- (iii) The capital investment on energy conservation equipment's- Nil

(B) Technology Absorption-

- (i) the efforts made towards technology absorption:
- (ii) the benefits derived like product improvement, cost reduction, product development or import substitution:

1.0 Set up EV Charging Facility at Narmada GA: Government of India has undertaken multiple initiatives to promote manufacturing and adoption of electrical vehicles in India. With support of the Government, Electrical vehicles have started penetrating in the Indian Market. However, availability of adequate charging infrastructure is one of the key requirements for accelerated adoption of electrical vehicles in India. As a part of Pilot Project and to promote use of electric vehicles, GGL has setup an electrical charging facilities at their operating COCO CNG Station at Kevadia location (near to Statue of Unity) in Narmada GA. The Installed charger having capacity of 50 KW fast Charging facility. The charger also supports AC and DC Fast Charging facility.

2.0 Hydrogen Blending with Natural Gas for CGD: Hydrogen is not a greenhouse gas (GHG), nor does it produce GHGs when burned, making it a potential substitute for reducing the carbon intensity or pollution of some energy or fuel applications. Hydrogen is relevant to GGL through its use as a fuel when blended with natural gas.

GGL & NTPC had signed an agreement and now commissioned the pilot project with 5% H₂ blending in Natural Gas after due approval from regulator. NTPC produces and supplies the required green Hydrogen which is blended with Natural Gas through Blending skid and GGL distributes this blended gas at the NTPC townships in Kawas, Hazira. GGL & NTPC teams had carried out detailed testing by setting up testing riser to ensure homogeneity of blended mixture. Further GGL and NTPC will be presenting proposal to regulator of increasing H₂ concentration in blended gas as per original plan.

3.0 Vehicle Congestion Management & Automated Cylinder verification at CNG Stations: GGL has availed of services of a third party for congestion monitoring and reporting system along with Queue management for CNG stations as a pilot project. Existing CCTV infrastructure of the Company has been used at CNG stations to aggregate vehicles, automatically detect queues, using state-of-the-art Computer Vision algorithms and Machine Learning for pattern detection.



We carried out this pilot project at 04 Nos. of COCO CNG stations. The pilot project covered congestion monitoring and queue management at CNG station to report Peak hours, Non-peak hours, Hourly trends, maximum and average total vehicles served, average serve time etc. They have also come up with other features like Automatic Hydrotest validity verification of CNG cylinders for vehicles coming at GGL CNG stations which would prevent manual intervention of verification of hydrotest validity of CNG cylinders by the filler by matching the 4-wheeler vehicle ID (obtained after processing the camera feed) with the VAHAN and PESO details to ascertain the compliance of the vehicle's onboard cylinder.

4.0 Injection of Bio-Gas into Natural Gas Pipeline: M/s Goverdhannathji Energies LLP, Located at Village Pij, Nadiad Gujarat, is a fully operational BioGas Bottling / plant with total plant capacity of 14000 m³/day and 7000 KG CBG Production per day. Along with their consultant-CEID (Centre for Entrepreneurship and Industries Development), M/s. Goverdhannathji Energies LLP approached GGL for use of Bio Gas into Natural gas pipeline network which is produced as a side product in the waste transformation process.

Their proposal was to utilize gas which is compressed at high pressure to be stored in stationary cascades or for injection directly in CGD's MDPE network. Equipment installed for transforming biogas to Natural gas are Gas purification system, Gas Dryer Unit, Gas Compressor, Gas Analyzer, Odorization unit and Metering / regulating skid.

Bio gas is currently being injected in the MDPE pipeline network downstream of Dabhan DRS, Nadiad - Gujarat by M/s. Goverdhannathji Energies LLP. Bio gas offtakes volume of around 500 to 1000 SCMD at a delivery pressure of 4 bar. Facilities for delivery of gas upstream to the delivery points is constructed, operated and maintained by the Bio gas producer. Facilities downstream of the delivery point is constructed, operated and maintained by the Gujarat Gas Limited.

GGL has future plans to inject Bio-gas in existing Natural Gas pipeline network at two locations in Hoshiarpur-Gurdaspur GA & two locations in Ankleshwar, Bharuch GA for supply to all category of customers. GGL has made agreements with Bio-gas manufacturers to supply Bio-gas to GGL at desired pressure for blending with Natural Gas. Bio-gas blended with Natural Gas has more than 95% of Methane component and hence has no amount of heavier hydrocarbons {Ethane (C₂H₆)/Propane (C₃H₈)/Butane (C₄H₁₀)/Pentane (C₅H₁₂) etc.} thereby reducing carbon component as compared to Natural Gas. Also since Bio Gas is produced as a side product in the agricultural waste (crop-residue, Parali) transformation process developed indigenously, this contributes to waste management, air pollution control caused due to burning of such crop residue and also reduces country's dependency on imported fuel.

5.0 Setting up Virtual Pipeline Network: In absence of natural gas source point in proximity of the area. Natural Gas is transported using Mobile Cascade vehicle to remote locations with Virtual pipeline facility of two models:

- o Line pack model: MCV after catering to Daughter booster CNG Station, residual gas of MCV is tops-up / feds steel pipeline laid to act as storage. This line pack at its downstream is connected to DRS which is used to reduce the 40 bar pressure to medium 4 bar pressure which is supplied to customer through PE pipeline – 4 nos. with one at Thane, two at Punjab & one at Madhya Pradesh
- o DCS model: Fully filled MCV with CNG pressure (240 bar) is reduced to medium pressure 4 bar through use of decompression skid with heater system for further supply to customer connections.

6.0 Remote operation of CNG compressors: Remotely operated CNG compressor will be operated by operator from remote control room. Introduction of this technology has helped to improve monitoring & control of overall CNG compressor operation and also reduced operation cost. Remote operation of CNG Compressor is already been implemented in more than 70 new CNG stations where electric driven compressor are installed.

7.0 GPRS / IOT based communication for Remote monitoring & meter reading data collection: Majority of GGL sites today connects remotely over GSM network and meter reading data, gas distribution network related process parameters, movement of MCVs across different locations of GGL and many more such applications utilize legacy GSM dialling based communication for data gathering, processing and varied purposes. Over the period of time more communication technologies have evolved and so does the hardware capability which supports these latest communication types. These advanced communication technologies not only offer fast time to connect sites to the control room, the speed of data transfer has also multiplied many folds. To keep pace with these technology advancements, GPRS / IOT based communication option is currently under testing phase and required capability in gas meters and other allied instrumentation devices is being incorporated which will help GGL in achieving better monitoring and control of overall operations across different customers categories.



8.0 GGL part in Government technological initiatives such as Gati Shakti: Gati Shakti - National Master Plan for Multi-modal Connectivity, essentially a digital platform to bring 16 Ministries including Railways and Roadways together for integrated planning and coordinated implementation of infrastructure connectivity projects. GGL has already associated with Energy & Petrochemicals Department (EPD) and Bhaskaracharya National Institute for Space Applications and Geo-informatics (BISAG) for collating all the relevant infrastructure data (Natural gas Pipeline – Transmission, Distribution, City Gas Station (CGS), CNG stations) for uploading in the centralized Gati-Shakti portal for seamless access and permission approval process for different infrastructure related projects/activities through single window. All GGL related data & information has been uploaded successfully and are now available for all Gati Shakti portal users.

9.0 GGL adoption of Call Before You Dig app: Department of Telecommunications (DoT), Government of India has developed a Mobile Application named “Call Before U Dig”, which will provide interface for the digging agency to enquire/to know about the existing underground assets and to alert/inform owners of existing utility assets about upcoming digging activity.

Various agencies do digging activity to lay their infrastructure during which the diggers often damage already existing infrastructure of other agencies resulting in Hazardous scenario, interruption of services & huge economic losses. To address the issue this app can provide an interface to digging agencies to enquire about the availability of existing underground utility assets and to inform utility asset owners about proposed digging activities, so that both can coordinate to safeguard existing underlying utility assets like Gas Pipelines, Optical Fibre Cables, Water Pipelines, Electric Cables, etc. from third party damages.

Single point of Contact is identified from each GA, who on daily basis coordinate for digging request raised by third party utilities or excavators. Also all project and O&M contractors have been instructed to download the application and use it to generate digging request for effective coordination with other utilities and to protect damage of asset. The mandatory requirement of generating digging request are also being incorporated in all upcoming project contracts.

- (iii) in case of imported technology (imported during the last three years reckoned from the beginning of the financial year)- Nil
 - (a) the details of technology imported;
 - (b) the year of import;
 - (c) whether the technology been fully absorbed;
 - (d) if not fully absorbed, areas where absorption has not taken place, and the reasons thereof; and
- (iv) the expenditure incurred on Research and Development. Nil

(C) Foreign Exchange Earnings and Outgo-

The Company has incurred expenditure in Foreign Exchange to the extent of Rs. Nil during FY 2022-23 (Previous year FY 2021-22 Rs. 0.62 Crores) and the Foreign Exchange Earnings during FY 2022-23 were Rs. NIL (Previous year FY 2021-22 Rs. NIL).



ANNEXURE-7

Managing Director's Statement On ESG

Greetings shareholders, it is an honor for me to write to you and share Gujarat Gas Limited's (GGL) performance in FY 2022-23.

During the last few years the world witnessed unpredictable complexities which required special & continuous attention, this includes combating climate change, preserving natural resources, fighting COVID-19 & reducing carbon emissions.

While adjusting to the new reality brought about by these difficulties, which continue to raise larger questions about world peace and prosperity for all, today's actions could very well shape the fate of the planet, its people and for the generations to come. The rapidly changing environment urges businesses to respond to the aspects discussed above. Business needs to be conducted in the best ethical & moral standards along with compliance with laws & regulations.

The Company strives to play its part in helping communities to achieve the United Nations 17 Sustainable Development Goals (SDGs). GGL aims to incorporate this commitment to sustainability into its strategy, operational procedures, and decision-making. GGL aims to deliver affordable, reliable and cleaner energy by operating responsibly and performing with excellence while considering the Environmental, Social & Governance factors. GGL continues to strengthen these pillars while implementing changes throughout its value chain to meet the most pressing challenges including carbon emissions, climate change, environment protection & preservation and human rights.

India is one of the fastest-growing economies worldwide and has pledged to achieve "Net Zero" by 2070. The share of Natural Gas in India's total energy mix is around 6.3% and the Ministry of Petroleum & Natural Gas has set a target to raise the share of natural gas in the energy mix to 15% in 2030. To align with the strategy of the Government of India, the Company intends to expand its scale of operations to promote the use of natural gas as a "Clean & Green Fuel."

GGL continues to hold the position among the largest CGD Company in Country. Your company supplies natural gas to more than 19.28 lakh residential consumers, over 14,390 commercial customer and has erected / commissioned 808 CNG stations for vehicular consumers and provides clean energy solutions to over 4,360 industrial units through its wide spread operations with more than 35,650 kilometres of Natural Gas pipeline network.

GGL's primary objective is to deliver higher returns, lower carbon emissions, and increase in shareholder's value. Climate change is one of the greatest challenges that society is facing and the energy sector has a key role to play in helping the world transition to net zero. The loss of natural environment and climate change are interconnected and need to be tackled together, the Company is constantly transforming to mitigate this issue and may achieve the sustainable development objectives by rooting sustainability in thoughts, values, vision and business.

GGL is ready to undertake adjustments required to align with the SDGs. GGL has stepped up its efforts to create a cleaner future by blending hydrogen gas with Natural gas which results in less carbon emissions as it reduces the intensity of carbon emitted due to the combustion of natural gas. Reducing carbon emissions requires partnership and collaboration, because no one company, industry or nation – acting alone – can meet the world's energy and climate goals. GGL assesses its value chain partners to ensure compliance with environmental considerations.

GGL considers its social commitments towards all employees, customers, suppliers, contractors, and community as ethical duties. GGL's journey toward developing a safety culture has been tremendously exciting, as it now extends the commitment of safety to external stakeholders, including business partners, contractors and suppliers, in addition to employees and other internal stakeholders through sustainable development policy.

Despite GGL's huge scale of operations, it tries to mitigate all the concerns coming from the above stakeholders in the best and earliest possible manner. GGL drives the business with utmost safety measures and in adherence with the Health Safety and Environment policy. Customers are kept at the center of business operations; every necessary step is taken to ensure that customers get the best services without any disruptions. GGL remains committed to give back to the society through its various CSR activities which are carried out during the year in order to serve the community.

GGL has policies in place to promote the ethical & transparent work culture and following the guidelines helps to meet all the obligations specified by the laws & regulations. GGL has a robust governance framework that ensures that all business practices are carried out in a responsible manner.

In order to become a benchmark for others, GGL continues to concentrate on ESG principles. I would desire to take this opportunity to express my appreciation to everyone for their steadfast efforts and cooperation. I also want to thank all the stakeholders for continuing to have faith in us. I'm happy to share our Business Responsibility and Sustainability Report with you as we look forward to building a strong and sustainable business system.

Milind Torawane, IAS

Managing Director
Gujarat Gas Limited



CORPORATE GOVERNANCE COMPLIANCE CERTIFICATE

To,

The Members

GUJARAT GAS LIMITED

(CIN: L40200GJ2012SGC069118)

Gujarat Gas CNG Station, Sector 5/C,
Gandhinagar - 382006 (Gujarat)

We have examined all relevant records of GUJARAT GAS LIMITED ("Company") for the purpose of certifying compliance of the conditions of Corporate Governance as prescribed under the SEBI (Listing Obligations and Disclosure Requirements) Regulations, 2015 ("the Listing Regulations") for the financial year ended on 31st March, 2023. We have obtained all the information and explanations, which to the best of our knowledge and belief were necessary for the purpose of certification.

The compliance of the conditions of Corporate Governance is the responsibility of the management. Our examination was limited to the procedure and implementation thereof.

On the basis of our examination of the records produced, explanations and information furnished, we certify that the Company has complied with all the mandatory conditions of the Corporate Governance, as stipulated in Regulations 17 to 27 and clauses (b) to (i) of Regulation 46 (2) and Paragraphs C, D and E of Schedule V of the Listing Regulations during the year ended on 31st March, 2023.

This certificate is neither an assurance as to the future viability of the Company nor of the efficacy or effectiveness with which the management has conducted the affairs of the Company.

For, MANOJ HURKAT AND ASSOCIATES

Practicing Company Secretaries

FRN: P2011 GJ025800

MANOJ R HURKAT

Partner

FCS No. : 4287, C P No.: 2574

UDIN: F004287E000652594

Place: Ahmedabad

Date: 20th July, 2023



CERTIFICATE OF NON DISQUALIFICATION OF DIRECTORS
(Pursuant to Regulation 34(3) read with Clause 10(i) of Part C of Schedule V of
The SEBI (Listing Obligations and Disclosure Requirements) Regulations, 2015)

To,

The Members

GUJARAT GAS LIMITED

(CIN: L40200GJ2012SGC069118)

Gujarat Gas CNG Station,

Sector 5/C, Gandhinagar - 382006 (Gujarat)

We have examined the relevant registers, records, forms, returns and disclosures received from the Directors of GUJARAT GAS LIMITED ("Company") produced before us by the Company for the purpose of issuing this Certificate, in accordance with Regulation 34(3) read with Clause 10(i) of Part C of Schedule V of the SEBI (Listing Obligations and Disclosure Requirements) Regulations, 2015 ("Listing Regulations").

In our opinion and to the best of our information and according to the verifications (including Director Identification Number [DIN] status at the portal www.mca.gov.in) as considered necessary and explanations furnished to us by the Company and its officers, we hereby certify that none of the Directors on the Board of the Company as stated below for the financial year ended on 31st March, 2023 have been debarred or disqualified from being appointed or continuing as Directors of the Company by the Securities and Exchange Board of India/Ministry of Corporate Affairs or such other statutory authority.

Sr. No.	Name of Director	DIN	Date of appointment in the Company
1.	Shri Jal Patel (upto 19/04/2022)	00065021	21/04/2015
2.	Shri Krishnadas Chatterjee (upto 19/04/2022)	00421999	21/04/2015
3.	Shri Milind Torawane, IAS (upto 29/12/2022)	03632394	10/08/2017
4.	Shri Sanjeev Kumar, IAS (upto 31/03/2023)	03600655	04/09/2019
5.	Shri Rajivkumar Gupta, IAS (upto 07/06/2022)	03575316	05/07/2021
6.	Shri Bhadresh V. Mehta	02625115	15/08/2021
7.	Prof. Yogesh Singh	06600055	15/08/2021
8.	Shri Pankaj Kumar, IAS (Retd.) (upto 31/01/2023)	00267528	08/09/2021
9.	Shri Raj Kumar, IAS	00294527	21/07/2022
10.	Shri Balwant Singh, IAS (Retd.)	00023872	20/04/2022
11.	Dr. Rekha Rani Jain	01586688	20/04/2022
12.	Smt. Mona Khandhar, IAS	06803015	20/02/2023

Ensuring the eligibility for the appointment/continuity of every Director on the Board is the responsibility of the management of the Company. Our responsibility is to express an opinion on the same based on our verification. This certificate is neither an assurance as to the future viability of the Company nor of the efficiency or effectiveness with which the management has conducted the affairs of the Company.

For, MANOJ HURKAT & ASSOCIATES
Practicing Company Secretaries
FRN: P2011GJ025800

MANOJ R HURKAT
Partner
FCS No.: 4287, C P No.: 2574
UDIN: F004287E000255417

Place: Ahmedabad
Date: 10th May, 2023



CERTIFICATE OF COMPLIANCE WITH THE CODE OF CONDUCT

To,
The Shareholders,
Gujarat Gas Limited

Gujarat Gas Limited has in place a Code of Conduct (“the code”) for its Board of Directors and Senior Management Personnel. I report that the code has been complied with by the Board of Directors and Senior Management of the Company for FY 2022-23.

Place: Ahmedabad
Date: 29th April, 2023

For, Gujarat Gas Limited
Milind Torawane, IAS
Managing Director

**BUSINESS RESPONSIBILITY & SUSTAINABILITY REPORT-FY 2022-23****SECTION A: GENERAL DISCLOSURES**

Gujarat Gas Limited (GGL or the Company) is dedicated towards fostering an atmosphere of transparency and accountability by working in partnership and empowering our stakeholders. To protect and for the benefit of all our stakeholders, we strive to promote sustainable development. GGL considers its responsibility towards sustainable development as an opportunity to succeed by taking actions which are beneficial for society as a whole.

We applaud the Securities and Exchange Board of India's ("SEBI") introduction of the "Business Responsibility and Sustainability Reporting" ("BRSR") reporting structure, which includes comprehensive Environmental, Social, and Governance ("ESG") disclosures.

This is the first edition of our Business Responsibility and Sustainability Report, in which we have attempted to provide all non-financial disclosures in accordance with clause (f) of sub-regulation (2) of Regulation 34 of the Securities and Exchange Board of India (Listing Obligations and Disclosure Requirements) Regulations, 2015. This report provides all our stakeholders with a comprehensive view and insight into our company's contribution to the economy, the environment and society, which can be utilized to showcase GGL dedication towards long-term growth. In order to meet the expectations of our investors and other stakeholders, we are improving the transparency of our report, as well as our strategic approaches to create value for our stakeholders while minimizing risk in the external environment.

I. Details of the listed entity

1.	Corporate Identity Number (CIN) of the Listed Entity	L40200GJ2012SGC069118
2.	Name of the Listed Entity	Gujarat Gas Limited
3.	Year of incorporation	2012
4.	Registered office address	Gujarat Gas CNG Station, Sector 5/C, Gandhinagar – 382006, Gujarat.
5.	Corporate address	2, Shanti Sadan Society, Near Parimal Garden, Ellisbridge, Ahmedabad - 380006 District: Ahmedabad, Gujarat.
6.	E-mail	contactbrsr@gujaratgas.com
7.	Telephone	079-26462980, 079-26460095
8.	Website	www.gujaratgas.com
9.	Financial year for which reporting is being done	2022-23
10.	Name of the Stock Exchange(s) where shares are listed	BSE Limited (BSE) and National Stock Exchange of India Limited (NSE)
11.	Paid-up Capital	INR 137.68 Crores
12.	Name and contact details (telephone, email address) of the person who may be contacted in case of any queries on the BRSR report	Mr. Naveen Sharma Vice-President +079-26737400 naveen.sharma@gujaratgas.com
13.	Reporting boundary - Are the disclosures under this report made on a standalone basis (i.e. only for the entity) or on a consolidated basis (i.e. for the entity and all the entities which form a part of its consolidated financial statements, taken together).	The disclosures under this report are made on a standalone basis.

II. Products/services

14.	Details of business activities (accounting for 90% of the turnover):		
	Sr.No.	Description of Main Activity	Description of Business Activity
	1	Electricity, gas, steam, and air conditioning supply	City Gas Distribution.
			% of Turnover of the entity
			100 %
15.	Products/Services sold by the entity (accounting for 90% of the entity's Turnover)		
	Sr.No.	Product/service	NIC Code
	1	Natural Gas	3520- Electricity, Gas, Steam and Air Conditioning Supply; Manufacture & distribution of Gas
			% of total Turnover contributed
			100 %



III. Operations

16. Number of locations where plants and/or operations/offices of the entity are situated:			
Location	Number of plants	Number of offices	Total
National	824*	48	NA
International	NA	NA	NA

*Includes CNG stations and other gas installations

Gujarat Gas Limited (GGL) is one of India's largest City Gas Distribution (CGD) Company in terms of sales volume operating in 44 districts in 6 states of Gujarat, Maharashtra, Rajasthan, Haryana, Punjab & Madhya Pradesh and 1 Union territory of Dadra and Nagar Haveli.

17. Markets served by the entity:	
a. Number of locations	
Locations	Numbers
National (No. of States)	7*
International (No. of Countries)	Nil

* The Company operates its business in the States of Gujarat, Maharashtra, Punjab, Madhya Pradesh, Rajasthan, Haryana and also in the UT of Dadra & Nagar Haveli and Daman and Diu.

b. What is the contribution of exports as a percentage of the total turnover of the entity? Nil

c. A brief on types of Consumers –
Gujarat Gas Limited is into the business of developing City Gas Distribution (CGD) Networks to supply natural gas (Compressed Natural Gas & Piped Natural Gas) to the Industrial, Commercial, Domestic and Transport sector.

IV. Employees

18. Details as at the end of Financial Year:						
a. Employees and workers (including differently abled)						
Sr.No.	Particulars	Total (A)	Male		Female	
			No. (B)	% (B/A)	No. (C)	% (C/A)
Employees						
1.	Permanent (D)	879	828	94%	51	6%
2.	Other than Permanent (E)	31	31	100%	-	-
3.	Total employees (D + E)	910	859	94%	51	6%
Workers						
1.	Permanent (F)	118	112	95%	6	5%
2.	Other than Permanent (G)	-	-	-	-	-
3.	Total employees (F + G)	118	112	95%	6	5%
b. Differently abled Employees						
Sr.No.	Particulars	Total (A)	Male		Female	
			No. (B)	% (B/A)	No. (C)	% (C/A)
DIFFERENTLY ABLED EMPLOYEES						
1.	Permanent (D)	8	8	100%	-	-
2.	Other than Permanent (E)	-	-	-	-	-
3.	Total differently abled employees (D + E)	8	8	100%	-	-
DIFFERENTLY ABLED WORKERS						
4.	Permanent (F)	1	1	100%	-	-
5.	Other than Permanent (G)	-	-	-	-	-
6.	Total differently abled workers (F + G)	1	1	100%	-	-



19. Participation/Inclusion/Representation of women			
	Total	No. and percentage of Females	
	(A)	No. (B)	% (B / A)
Board of Directors	7	2	28.57%
Key Management Personnel	3	-	-

20. Turnover rate for permanent employees and workers									
	Turnover rate in FY 2022-23			Turnover rate in FY 2021-22			Turnover rate in FY 2020-21		
	Male	Female	Total	Male	Female	Total	Male	Female	Total
Permanent Employees	4.34%	8.00%	4.55%	4.18%	5.94%	4.28%	3.57%	-	3.37%
Permanent Workers	8.55%	-	8.13%	6.35%	-	6.06%	6.69%	-	6.41%

V. Holding, Subsidiary and Associate Companies (including joint ventures)

21. Names of holding / subsidiary / associate companies / joint ventures				
Sr.No.	Name of the holding / subsidiary / associate companies / joint ventures (A)	Indicate whether holding/ Subsidiary/ Associate/ Joint Venture	% of shares held by listed entity	Does the entity indicated at column A, participate in the Business Responsibility initiatives of the listed entity? (Yes/No)
1	Gujarat State Petroleum Corporation Limited	Holding Company	Nil	No
2	Gujarat State Petronet Limited	Holding	54.17%	No
3	Guj Info Petro Limited	Associate	49.94%	No

VI. CSR Details

22. (i) Whether CSR is applicable as per section 135 of Companies Act, 2013: (Yes/No)	Yes
(ii) Turnover (in Rs.) - Rs. 17,306.16 Crores (FY 2022-23)	
(iii) Net worth (in Rs.) - Rs. 7,097.02 Crores (as on 31 st March 2023)	
The amount disbursed for CSR projects during FY 2022 – 23 is Rs. 19,35,94,951/. In addition Rs. 11,95,35,000/- is transferred to unspent CSR account, the total CSR expenditure during FY 2022 – 23 is Rs. Rs.31,31,29,591/-.	

VII. Transparency and Disclosures Compliances

23. Complaints/ Grievances on any of the principles (Principles 1 to 9) under the National Guidelines on Responsible Business Conduct:							
Stakeholder group from whom complaint is received	Grievance Redressal Mechanism in Place (Yes/No) (If Yes, then provide web-link for grievance redress policy)	FY 2022-23			FY 2021-22		
		Number of complaints filed during the year	Number of complaints pending resolution at close of the year	Remarks	Number of complaints filed during the year	Number of complaints pending resolution at close of the year	Remarks
Communities	Yes, Refer Links below 1	-	-	-	-	-	-
Investors (other than shareholders)		-	-	-	-	-	-
Shareholders		49	-	-	41	-	-
Employees and workers		1	-	-	-	-	-
Consumers		169,464	8,239	-	155,344	564	-
Value Chain Partners		-	-	-	-	-	-
Other (please specify)		NA					
Links: https://www.gujaratgas.com/corporate-governance/bsrspolicies/							



24. Overview of the entity’s material responsible business conduct issues

Indicate material responsible business conduct and sustainability issues pertaining to environmental and social matters that present a risk or an opportunity to your business, rationale for identifying the same, approach to adapt or mitigate the risk along-with its financial implications, as per the following format

GGL has Identified most significant issues which are crucial for addressing the sustainable development goals in the line of business in which it operates. Material issues are identified by management based on their experience and the industry. GGL is working on procedures to create a framework that will assist it in regularly reviewing the material issues if there are significant developments in either the external or internal environment that have an influence on the long-term, sustainable growth with involvement of all other stakeholders.

Sr. No.	Material issue identified	Indicate whether risk or opportunity (R/O)	Rationale for identifying the risk / opportunity	In case of risk, approach to adapt or mitigate	Financial implications of the risk or opportunity (Indicate positive or negative implications)
1	Occupational health, Safety and wellbeing	Risk	Employees are the most important resources at GGL. Owing to the nature of business staff health and safety is critical for the Company. It is important for the Company to provide a safe working environment to its employees and workers to retain employee and enhance worker confidence and morale.	<ul style="list-style-type: none"> GGL has a comprehensive Health safety policy and places a high priority on it. Robust OHS Management system with HSE specific SOPs All critical activities are carried out after detailed risk assessment & mitigations are implemented in line with OHS risk registers. 	Negative, As Loss of Life or Loss of Working days due to work-related illness and injury, which may impede the work or supply and will involve compensations and other financials impacts.
2	GHG & Carbon Emissions	Opportunity/ Risk	<p>O- Natural gas combustion emits fewer pollutants and GHGs than coal and oil combustion. As a result, GGL has a significant opportunity as it expands operations to deliver natural gas, an environment friendly fuel. Government/ Authority regulations on non-usage of non-polluting fuel can also have a positive impact on business operations</p> <p>R - Emission of natural gas directly into atmosphere from pipeline damage / equipment or as part of project & maintenance activities since Natural gas is predominantly methane which is a GHG.</p>	<p>NA</p> <ul style="list-style-type: none"> Effective coordination with digging agencies to prevent network damages. Prompt emergency response for quick isolation of the damaged section. Isolation valves at regulator-defined distances to reduce emissions after isolation. Effective preventive maintenance plan & adherence to reduce breakdown instances Efficient commissioning SOP to reduce natural gas emissions, among other things. 	Positive, increase in operations will lead to reduction of carbon emissions as compared to polluting fuels & increase in the overall profitability of the Company.



3	Climate Change	Risk	Climate changes can harm the Company by disrupting its infrastructure, installations and the distribution network. Government regulations and norms on climate and emissions can also have an impact on its business operations for e.g. use of cleaner energy sources like hydrogen powered vehicles, EVs.	GGL has been identifying and evaluating climate change risks that could potentially impact to the company its operations and will plan to and take necessary mitigating and adapting steps to combat such climate change risk.	Climate change could negatively impact the operations of the Company, resulting in financial losses.
4	Asset & Product Safety	Risk	Since, the company operates a city gas distribution business, asset & product safety is of utmost importance. Critical shortcoming in asset & product safety can cause major or man-made disasters which may have consequential impact on the Company's operations and could negatively impact the company's reputation	The Company regularly carries out health and safety campaigns among customers, and communities to address the risk. Risk management is done for all critical assets – pipelines, CNG Stations through safety engineering studies like :- <ul style="list-style-type: none"> • Hazard Operability study (HAZOP) • Quantitative Risk assessment (QRA) • Escape Muster Evacuation & Rescue Analysis (EMERA) • Hazardous Area Classification (HAC) The Company also complies with the international safety standards and local laws and regulations.	Negative, Loss of reputation or any hazards could result in significant revenue losses and increase in liabilities.
5	Human Rights	Risk	Any infringement of human rights will result in consequences. Additionally, it may have an impact on GGL's image and ability to attract talent.	GGL has a Human Rights Policy and the Company is committed to protect the human rights of all its stakeholders	Negative, As Non-compliance with laws and regulations which could have a direct financial implication.
6	Community Development	Opportunity	GGL promotes self-reliance and independence within the communities it serves in order for them to develop sustainably. Through a dedicated team that is focused on determining the requirements of the community surrounding its operating locations, the Company has been conducting CSR projects.	na	Positive. Supporting the community development activities helps GGL to create a meaningful impact for the surrounding communities.



7	Data Privacy and Security	Risk	GGL is into city gas distribution business and distributes gas to domestic households, industries etc. A substantial amount of personal data is collected by the Company on a regular basis. In order to ensure the protection and security of the data being recorded, the Company takes necessary precautions.	By carrying out a cyber risk assessment, putting in place a business continuity plan for IT platforms and adhering to the information security & data privacy policy, GGL ensures the privacy and security of data.	Negative, Cyber security and data privacy issues could have a negative impact on the day to day operations of the Company and financial losses.
8	Energy Water & Waste	Risk and opportunity	Improving energy efficiency throughout its business operations is a key component of GGL's Energy Strategy. GGL is working on Increasing the percentage of renewable power for combatting emissions.	GGL has taken the following steps to combat the risk: <ul style="list-style-type: none"> • Use of renewable sources of energy • Switching to Gas based vehicles from traditional fuels like petrol and diesel • Strengthening Gas leak detection systems & process. • Optimum utilization of resources 	Positive, Shifting towards renewable energy might reduce overall maintenance costs. It also contributes to a cleaner and greener environment.

SECTION B: MANAGEMENT AND PROCESS DISCLOSURES

Disclosure Questions

Policy and management processes		P1	P2	P3	P4	P5	P6	P7	P8	P9
1.	a. Whether your entity's policy/policies cover each principle and its core elements of the NGRBCs. (Yes/No)	Yes	Yes	Yes	Yes	Yes	Yes	Yes	Yes	Yes
	b. Has the policy been approved by the Board? (Yes/No)	Yes	Yes	Yes	Yes	Yes	Yes	Yes	Yes	Yes
	c. Web Link of the Policies, if available	https://www.gujaratgas.com/corporate-governance/brsrpolicies/								
2.	Whether the entity has translated the policy into procedures. (Yes / No)	Yes	Yes	Yes	Yes	Yes	Yes	Yes	Yes	Yes
3.	Do the enlisted policies extend to your value chain partners? (Yes/No)	Yes	Yes	Yes	Yes	Yes	Yes	Yes	Yes	Yes
4.	Name of the national and international codes/ certifications/ labels/ standards (e.g. Forest Stewardship Council, Fairtrade, Rainforest Alliance, Trustea) standards (e.g. SA 8000, OHSAS, ISO, BIS) adopted by your entity and mapped to each principle.	<ul style="list-style-type: none"> • ISO 9001:2015 Quality management System • ISO 14001:2015 Environmental Management System • ISO 45001:2018 Occupational Health & Safety Management System 								



<p>5. Specific commitments, goals and targets set by the entity with defined timelines, if any.</p>	<ul style="list-style-type: none"> • Hydrogen Blending with Natural Gas for CGD GGL & NTPC have now commissioned the pilot project with 5% hydrogen blending in Natural Gas after due approval from the regulator. NTPC produces and supplies the required green Hydrogen which is blended with Natural Gas through Blending skid and GGL distributes this blended gas at the NTPC township in Kawas, Hazira. GGL and NTPC will be presenting a proposal to its regulator for phase-wise increasing of such hydrogen concentration (Up to 20%) in the blended mixture by FY 2024-25. • Set up EV Charging Facility at CNG stations As a part of Pilot Project and to promote use of electric vehicles, GGL has set up an electrical charging facilities at its operating COCO CNG Station at Kevadia location (near to Statue of Unity) in Narmada GA. The Installed charger having capacity of 50 KW Fast Charging facility. The charger also supports AC and DC Fast Charging facilities. GGL plans to set up 4 other similar facilities at GGL CNG station in line with the arrangement with M/S Tata Power Solapur Limited (TPSL) by end of FY2024-25. • Setting up new CNG stations: GGL is influencing automobile users in its operational areas to use compressed natural gas as a clean automotive fuel through various campaigns. GGL has made it a priority to expand CNG transportation and dispensing infrastructure and facilities. CNG is a popular alternative fuel because of its clean burning characteristics and low carbon emission in air. Natural gas helps to reduce the environmental impact of vehicular emissions caused by the use of other polluting fuels such as petrol and diesel. In FY 2023-24, GGL plans to set up 61 new CNG stations across GGL operational areas. Out of these, 39 CNG stations are planned to be set up in new geographical areas of GGL. • Setting up LNG storage and regasification facility for CNG/PNG supply Liquefied Natural Gas (LNG) is a natural gas, predominantly methane (CH₄) that has been liquefied for ease of storage and transportation. This LNG is pressurized and re-gasified through ambient vaporizers for dispensing to customer vehicles as an automotive fuel and Piped natural gas to domestic, commercial and industrial customers on priority in areas far away from gas supply point of transportation pipeline. GGL plans to set up 4 new facilities for LNG storage and regasification by the end of FY2023-24. • Injection of BioGas into Natural Gas Pipeline: GGL has planned to commission a project for injection of Biogas in existing Natural Gas pipeline network at two locations in Hoshiarpur-Gurdaspur GA / Bharuch GA for supply to customers by end of FY24. GGL has already established agreements with Biogas manufacturers to supply Biogas to GGL at desired pressure for these projects.
<p>6. Performance of the entity against the specific commitments, goals and targets along-with reasons in case the same are not met.</p>	<p>The Company is in the process to develop and map the performance against the specific commitments.</p>



Governance, leadership and oversight										
7.	Statement by director responsible for the business responsibility report, highlighting ESG related challenges, targets and achievements (listed entity has flexibility regarding the placement of this disclosure)	The statement on sustainability related risks, goals, commitments and the Company's contribution is available in Annexure-7 of the Board's Report for the FY 2022-23.								
8.	Details of the highest authority responsible for implementation and oversight of the Business Responsibility policy (ies).	The Board of Directors have constituted a Business Responsibility & Sustainability Reporting (BRSR) Committee for reviewing and recommending the Business Responsibility & Sustainability Report to the Board of Director's including oversight of policies.								
9.	Does the entity have a specified Committee of the Board/ Director responsible for decision making on sustainability related issues? (Yes / No). If yes, provide details.	Business Responsibility & Sustainability Reporting (BRSR) Committee comprising of the following members: 1. Shri Balwant Singh, IAS (Retd.) 2. Shri Bhadresh Mehta 3. Prof. Yogesh Singh								
10.	Details of Review of NGRBCs by the Company:									
	Subject for Review	Indicate whether review was undertaken by Director / Committee of the Board/ Any other Committee								
		P1	P2	P3	P4	P5	P6	P7	P8	P9
	Performance against above policies and follow up action	Yes	Yes	Yes	Yes	Yes	Yes	Yes	Yes	Yes
	Compliance with statutory requirements of relevance to the principles, and, rectification of any non-compliances	Yes	Yes	Yes	Yes	Yes	Yes	Yes	Yes	Yes
	Frequency (Annually/ Half yearly/ Quarterly/ Any other – please specify)	Reviews are undertaken periodically as and when required.								
11.	Has the entity carried out independent assessment/ evaluation of the working of its policies by an external agency? (Yes/No). If yes, provide name of the agency.	P1	P2	P3	P4	P5	P6	P7	P8	P9
		No								
12.	If answer to question (1) above is "No" i.e. not all Principles are covered by a policy, reasons to be stated:									
	Questions	P1	P2	P3	P4	P5	P6	P7	P8	P9
	The entity does not consider the Principles material to its business (Yes/No)	Not Applicable								
	The entity is not at a stage where it is in a position to formulate and implement the policies on specified principles (Yes/No)									
	The entity does not have the financial or/human and technical resources available for the task (Yes/No)									
	It is planned to be done in the next financial year (Yes/No)									
	Any other reason (please specify)									



SECTION C: PRINCIPLE WISE PERFORMANCE DISCLOSURE

PRINCIPLE 1: Businesses should conduct and govern themselves with integrity, and in a manner that is Ethical, Transparent and Accountable.



The first principle of BRSR gives information about the governance structure of the organisation. It shows us a bird's-eye view of how the organization's policies are distributed, shared, explained, and put into practice in all of its operations and functions. GGL ensures that business and operations are conducted with integrity, accountability and transparency. The Company's Code of Conduct and ethics strategy are the guiding principles for conducting and governing the business and reflect how we treat our stakeholders including employees, customers, communities, and the environment.

Essential Indicators

1. Percentage coverage by training and awareness programmes on any of the Principles during the financial year:					
Segment	Total number of training and awareness programmes held	Topics / principles covered under the training	%age of persons in respective category covered by the awareness programmes		
Board of Directors	4	All principles	100		
Key Managerial Personnel	4	All principles	100		
Employees other than BoD and KMPs	68	Health and Safety, Fire Fighting, Operation and Maintenance – Emergency Handling, Cyber Security Awareness, National and International Conferences on CGD business	NA		
Workers	2	Health & Safety	NA		
2. Details of fines / penalties /punishment/ award/ compounding fees/ settlement amount paid in proceedings (by the entity or by directors / KMPs) with regulators/ law enforcement agencies/ judicial institutions, in the financial year, in the following format (Note: the entity shall make disclosures on the basis of materiality as specified in Regulation 30 of SEBI (Listing Obligations and Disclosure Requirements) Regulations, 2015 and as disclosed on the entity's website):					
Monetary					
	NGRBC Principle	Name of the regulatory/ enforcement agencies/ judicial institutions	Amount (In INR)	Brief of the Case	Has an appeal been preferred? (Yes/No)
Penalty/ Fine	There were no fines / penalties / punishment / award / compounding fees / settlement amount paid in proceedings (by the entity or by directors / KMPs) with regulators / law enforcement agencies / judicial institutions, in the financial year ended March 31, 2023.				
Settlement					
Compounding fee					
Non - Monetary					
	NGRBC Principle	Name of the regulatory/ enforcement agencies/ judicial institutions	Brief of the Case	Has an appeal been preferred? (Yes/No)	
Imprisonment	There were no non-monetary penalties in proceedings (by the entity or by directors / KMPs) with regulators / law enforcement agencies / judicial institutions, in the financial year ended March 31, 2023.				
Punishment					
3. Of the instances disclosed in Question 2 above, details of the Appeal/ Revision preferred in cases where monetary or non-monetary action has been appealed					
Case Details		Name of the regulatory/ enforcement agencies/ judicial institutions			
Since there were no fines / penalties /punishment/ award/ compounding fees/ settlement amount paid in proceedings (by the entity or by directors / KMPs) with regulators/ law enforcement agencies/judicial institutions, in the financial year ended March 31, 2023, there were no appeals/revisions filed.					



<p>4. Does the entity have an anti-corruption or anti-bribery policy? If yes, provide details in brief and if available, provide a web-link to the policy.</p> <p>Yes, the Company has an Anti-corruption and Anti-Bribery policy. Employees, intermediaries, consultants, dealers, contractors, suppliers, etc. working for or acting on behalf of the Company are subject to Company's anti-corruption and anti-bribery policy. The Policy reflects the Company and its management's commitment for maintaining highest ethical standards while undertaking open and fair business practices and culture and implementing and enforcing effective systems to detect, counter and prevent bribery and other corrupt business practices.</p> <p>Refer link for anti-corruption and anti-bribery policy → https://www.gujaratgas.com/corporate-governance/brsrpolicies/</p>																										
<p>5. Number of Directors/KMPs/employees/workers against whom disciplinary action was taken by any law enforcement agency for the charges of bribery/ corruption:</p> <table border="1"> <thead> <tr> <th>Particulars</th> <th>FY 2022-23 Current Financial Year</th> <th colspan="3">FY 2021-22 Previous Financial Year</th> </tr> </thead> <tbody> <tr> <td>Directors</td> <td rowspan="4">There were no instances of any disciplinary action taken by any law enforcement agency for the charges of bribery/ corruption against Directors/ KMPs/employees/workers. The senior leadership upholds the highest level of integrity and instills the same in other levels of management.</td> <td colspan="3"></td> </tr> <tr> <td>KMPs</td> <td colspan="3"></td> </tr> <tr> <td>Employees</td> <td colspan="3"></td> </tr> <tr> <td>Workers</td> <td colspan="3"></td> </tr> </tbody> </table>					Particulars	FY 2022-23 Current Financial Year	FY 2021-22 Previous Financial Year			Directors	There were no instances of any disciplinary action taken by any law enforcement agency for the charges of bribery/ corruption against Directors/ KMPs/employees/workers. The senior leadership upholds the highest level of integrity and instills the same in other levels of management.				KMPs				Employees				Workers			
Particulars	FY 2022-23 Current Financial Year	FY 2021-22 Previous Financial Year																								
Directors	There were no instances of any disciplinary action taken by any law enforcement agency for the charges of bribery/ corruption against Directors/ KMPs/employees/workers. The senior leadership upholds the highest level of integrity and instills the same in other levels of management.																									
KMPs																										
Employees																										
Workers																										
<p>6. Details of complaints with regard to conflict of interest:</p> <table border="1"> <thead> <tr> <th rowspan="2">Particulars</th> <th colspan="2">FY 2022-23 Current Financial Year</th> <th colspan="2">FY 2021-22 Previous Financial Year</th> </tr> <tr> <th>Number</th> <th>Remarks</th> <th>Number</th> <th>Remarks</th> </tr> </thead> <tbody> <tr> <td>Number of complaints received in relation to issues of Conflict of Interest of the Directors</td> <td></td> <td>GGL has not received any complaints with respect to conflict of interest. Conflicts of interest can arise when an employee has a personal interest or is engaged in an activity that could impair their capacity to carry out tasks impartially, objectively, and successfully.</td> <td></td> <td></td> </tr> <tr> <td>Number of complaints received in relation to issues of Conflict of Interest of the KMPs</td> <td></td> <td>The Company upholds highest standards of ethics and compliance in order to prevent any kind of conflict of interest and we are vigilant in swiftly identifying and minimizing any such occurrences.</td> <td></td> <td></td> </tr> </tbody> </table>					Particulars	FY 2022-23 Current Financial Year		FY 2021-22 Previous Financial Year		Number	Remarks	Number	Remarks	Number of complaints received in relation to issues of Conflict of Interest of the Directors		GGL has not received any complaints with respect to conflict of interest. Conflicts of interest can arise when an employee has a personal interest or is engaged in an activity that could impair their capacity to carry out tasks impartially, objectively, and successfully.			Number of complaints received in relation to issues of Conflict of Interest of the KMPs		The Company upholds highest standards of ethics and compliance in order to prevent any kind of conflict of interest and we are vigilant in swiftly identifying and minimizing any such occurrences.					
Particulars	FY 2022-23 Current Financial Year		FY 2021-22 Previous Financial Year																							
	Number	Remarks	Number	Remarks																						
Number of complaints received in relation to issues of Conflict of Interest of the Directors		GGL has not received any complaints with respect to conflict of interest. Conflicts of interest can arise when an employee has a personal interest or is engaged in an activity that could impair their capacity to carry out tasks impartially, objectively, and successfully.																								
Number of complaints received in relation to issues of Conflict of Interest of the KMPs		The Company upholds highest standards of ethics and compliance in order to prevent any kind of conflict of interest and we are vigilant in swiftly identifying and minimizing any such occurrences.																								
<p>7. Provide details of any corrective action taken or underway on issues related to fines / penalties / action taken by regulators/ law enforcement agencies/judicial institutions, on cases of corruption and conflicts of interest.</p> <p>Not Applicable, as there were no instances of corruption or conflicts of interest, no corrective action was required to be taken on matters pertaining to fines / penalties / action taken by regulators / law enforcement agencies / judicial institutions.</p> <p style="text-align: center;">Leadership Indicators</p> <p>1. Awareness programmes conducted for value chain partners on any of the Principles during the financial year:</p> <table border="1"> <thead> <tr> <th>Total number of awareness programmes held</th> <th>Topics / principles covered under the training</th> <th>%age of value chain partners covered (by value of business done with such partners) under the awareness programmes</th> </tr> </thead> <tbody> <tr> <td>Contractor staff – 3100 Customers, general public & other utilities – 627</td> <td>Principle 3,6 & 9 are covered under these programmes. Training / awareness topics for contractor staff – <ul style="list-style-type: none"> • Basic safety training • Technical competency trainings (such as CGD O&M training, Work at height, GI plumbing, Defensive driving, CNG filling, PE welder training etc.) • Fire-fighting training • First Aid training • Lifesaver compliance • PPE usage • Permit to Work system • Hazard identification and site specific risk assessment • Emergency handling • Lessons learnt from incidents Natural Gas related safety awareness sessions for customers, villages along pipeline route, Societies, Schools, other utilities and public in general covering approximately 9000 people </td> <td>Contractor staff - 100% Awareness programmes for 100% new customer during commissioning/conversion.</td> </tr> </tbody> </table>					Total number of awareness programmes held	Topics / principles covered under the training	%age of value chain partners covered (by value of business done with such partners) under the awareness programmes	Contractor staff – 3100 Customers, general public & other utilities – 627	Principle 3,6 & 9 are covered under these programmes. Training / awareness topics for contractor staff – <ul style="list-style-type: none"> • Basic safety training • Technical competency trainings (such as CGD O&M training, Work at height, GI plumbing, Defensive driving, CNG filling, PE welder training etc.) • Fire-fighting training • First Aid training • Lifesaver compliance • PPE usage • Permit to Work system • Hazard identification and site specific risk assessment • Emergency handling • Lessons learnt from incidents Natural Gas related safety awareness sessions for customers, villages along pipeline route, Societies, Schools, other utilities and public in general covering approximately 9000 people	Contractor staff - 100% Awareness programmes for 100% new customer during commissioning/conversion.																
Total number of awareness programmes held	Topics / principles covered under the training	%age of value chain partners covered (by value of business done with such partners) under the awareness programmes																								
Contractor staff – 3100 Customers, general public & other utilities – 627	Principle 3,6 & 9 are covered under these programmes. Training / awareness topics for contractor staff – <ul style="list-style-type: none"> • Basic safety training • Technical competency trainings (such as CGD O&M training, Work at height, GI plumbing, Defensive driving, CNG filling, PE welder training etc.) • Fire-fighting training • First Aid training • Lifesaver compliance • PPE usage • Permit to Work system • Hazard identification and site specific risk assessment • Emergency handling • Lessons learnt from incidents Natural Gas related safety awareness sessions for customers, villages along pipeline route, Societies, Schools, other utilities and public in general covering approximately 9000 people	Contractor staff - 100% Awareness programmes for 100% new customer during commissioning/conversion.																								



<p>2. Does the entity have processes in place to avoid/ manage conflict of interests involving members of the Board? (Yes/No) If Yes, provide details of the same.</p> <p>Yes, the Company has a Code of Conduct policy for the Board of Directors and senior management personnel which provides clear guidelines for avoiding and disclosing an actual or potential conflict of interest with the Company.</p> <p>All Directors are required to disclose to the Board their concern / conflict of interest during their onboarding and any subsequent modifications have to be intimated timely.</p> <p>The Company receives an annual declaration from its Board of Directors and senior management personnel on the entities they are interested in and ensures requisite approvals as required under the applicable laws are taken prior to entering into transactions with each entity.</p> <p>Refer link for Conflict of Interest/ Code of Conduct policy → https://www.gujaratgas.com/corporate-governance/brsrpolicies/</p>
--

PRINCIPLE 2: Businesses should provide goods and services in a manner that is sustainable and safe



The Second Principle is primarily concerned with production and consumption of resources. It focuses on protecting natural resources by responsible consumption and creating those products which reduces negative impact to environment and society throughout its Lifecycle.

GGL is a company which is into the business of distribution of natural gas, as compared to other fuels it emits less carbon into the environment and has low impacts on the environment. GGL is willing to support local vendors, vulnerable and marginalized groups and other supply chain partners who can help us to achieve our strategic objectives and long-term sustainable aspirations because doing so would mean aiding the support to the economy as a whole. GGL has Sustainable development policy in place to mitigate these issues and tenders general terms & conditions that require vendors to comply with all Health, Safety and Environment, human rights & all other applicable regulatory compliances.

Essential Indicators

1. Percentage of R&D and capital expenditure (capex) investments in specific technologies to improve the environmental and social impacts of product and processes to total R&D and capex investments made by the entity, respectively.			
	FY 2022-23 Current Financial Year	FY 2021-22 Previous Financial Year	Details of improvements in environmental and social impacts
R&D	Nil	Nil	NA
Capex	0.53 Crores	19.79 Crores	<p>☞ Blending of Hydrogen gas with Natural Gas for CGD (City Gas Distribution): GGL along with the National Thermal Power Corporation (NTPC) commissioned India's first green hydrogen blending project at NTPC's township in Hazira, Surat, Gujarat. The petroleum and natural gas regulatory board has approved a 5% volume blending of green hydrogen with PNG. Hydrogen is not a greenhouse gas (GHG), nor does it produce GHGs when burned. This makes Hydrogen a potential substitute for reducing the carbon intensity or pollution of some energy or fuel applications.</p> <p>☞ GGL has a unique opportunity to leverage the nature of its integrated natural gas business to explore applications for hydrogen as part of its efforts to reduce GHG emissions.</p> <p>☞ Establishment of LNG/LCNG Station: In the previous year, GGL had established a number of LNG (Liquified Natural Gas)/ LCNG (Liquified Compressed Natural Gas) Stations which help to reduce the energy/fuel consumption. Establishment of LNG/LCNG stations leads to reduction in trips for gas transportation made by transport trucks and corresponding decrease in fuel usage. (Establishment of LNG/LCNG Station in Thane, Maharashtra results in reduction of approximately 3000 km/day travel by CNG trucks/ Mobile Cascade Vehicles (MCV)).</p>



<p>2. a. Does the entity have procedures in place for sustainable sourcing? (Yes/No) b. If yes, what percentage of inputs were sourced sustainably?</p>	<p>GGL is a City Gas Distribution (CGD) Company which provides natural gas to its consumers. Natural gas reduces approximately around 50% greenhouse gas (GHG) emissions compared to coal used in various industrial applications. It can also be transported through pipelines to various places, thereby replacing the carbon footprint generated by transporting liquid fuel/coal through roads/rails.</p> <p>GGL has also started replacing its diesel driven transport vehicles with CNG (Compressed Natural Gas) as a fuel.</p> <p>The company has a process of procurement through E- tenders which has resulted in reduction in use of paper. E- tenders including the general terms and conditions are accessible on the website of the Company.</p> <p>Additionally, GGL encourages its partners to adhere to Safety and environmental standards like, ISO 14001, and ISO 45001.</p>
<p>3. Describe the processes in place to safely reclaim your products for reusing, recycling and disposing at the end of life, for (a) Plastics (including packaging) (b) E-waste (c) Hazardous waste and (d) other waste.</p>	<p>The company is a City Gas Distribution (CGD) company, which is involved in distribution of gas. Owing to the nature of the product of the Company, the same cannot be reclaimed and hence the question of reusing, recycling and disposing at the end of life is not applicable to this sector.</p> <p>However, GGL has a well-established process of waste management which includes collection, disposal and further recycling as applicable for waste generated during project and operational activities of the organisation. This includes the following:</p> <p>a) Plastic waste – Plastic waste generated at GGL includes PE pipe short pieces (<5 meters) which cannot be re-used and collected by contractor and submitted to GGL stores. Same is checked through the material reconciliation process. This waste is then sold through auction at MSTC official website.</p> <p>b) E-waste – E-waste generated at GGL is from the offices & owned CNG stations. Waste is collected and sent to Stores and are then disposed of to E-waste authorized vendors</p> <p>c) Hazardous Waste – Hazardous waste generated at GGL comprising used oil from equipment such as CNG compressors are collected by GGL contractor for compressor maintenance and is sent to the pollution control board approved vendors for recycling.</p> <p>d) Other non-hazardous waste – Waste such as food, paper, cardboard, metal, glass etc. are collected and disposed/sold as scrap-to-scrap vendors / municipal waste collectors.</p>
<p>4. Whether Extended Producer Responsibility (EPR) is applicable to the entity’s activities (Yes / No). If yes, whether the waste collection plan is in line with the Extended Producer Responsibility (EPR) plan submitted to Pollution Control Boards? If not, provide steps taken to address the same.</p>	<p>Extended Producer Responsibility (EPR) is not applicable to the company because of the nature of its product and service offerings. GGL has an established SOP on Waste management which clearly defines project & operational waste collection and disposal. GGL when obtaining consent from the State Pollution Control Board (SPCB) submits its hazardous waste management plan and ensures compliance with the requirements of SPCB consent regarding waste management and relevant data reporting to SPCB for the same.</p>

Leadership Indicators

1. Has the entity conducted Life Cycle Perspective / Assessments (LCA) for any of its products (for manufacturing industry) or for its services (for service industry)? If yes, provide details in the following format?

NIC Code	Name of product/service	% of total turnover contributed	Boundary for which the life cycle perspective/ assessment was conducted	Whether conducted by an independent external agency	Results communicated in public domain (Yes/No)
Life cycle assessment for any of the products has not been currently performed by GGL.					

2. If there are any significant social or environmental concerns and/or risks arising from production or disposal of your products / services, as identified in the Life Cycle Perspective / Assessments (LCA) or through any other means, briefly describe the same along-with action taken to mitigate the same.

Name of product/ Service	Description of the risk/ concern	Action Taken
Life cycle assessment for any of the products is not currently performed by GGL. There are no significant social or environmental concerns and/or risks arising from production or disposal of products/services have been identified.		



3. Percentage of recycled or reused input material to total material (by value) used in production (for manufacturing industry) or providing services (for service industry).

Indicate Input Material	Recycled or re-used input material to total material	Recycled or re-used input material to total material
	Current Financial Year (2022-23)	Previous Financial Year (2021-22)
GGL is in the business of distribution of natural gas to domestic, commercial, industrial & CNG Consumers. Natural gas and other project inputs materials (pipeline/fittings/equipment etc.) procured generally do not include any recycled/reused material considering safety requirements & standards. Therefore, over-all no recycled or reused input material can be considered for GGL.		

4. Of the products and packaging reclaimed at end of life of products, amount (in metric tonnes) reused, recycled, and safely disposed.

	FY 2022-23			FY 2021-22		
	Re-used	Recycled	Safely Disposed	Re-used	Recycled	Safely Disposed
Plastics (including packaging)	-	-	9.52 MT	-	-	17.58 MT
E-Waste	-	-	4.40 MT	-	-	3.57 MT
Hazardous Waste*	-	82.46 KL	-	-	75.96 KL	-
Battery waste	-	-	18.17 MT	-	-	7.39 MT
Other non-hazardous Waste	-	-	203.63 MT	-	-	347.41 MT

*Hazardous waste "Used Oil" is Given to PCB (Pollution Control board) approved vendor for recycling

5. Reclaimed products and their packaging materials (as percentage of products sold) for each product category.

Indicate Product Category	Reclaimed products and their packaging materials as % of total products sold in respective category
Not Available as product recycling is not relevant for the industry. GGL product is Natural Gas which is used as fuel therefore no reclaiming is possible considering the very nature of product, also no packaging material is involved.	

PRINCIPLE 3: Businesses should respect and promote the well-being of all employees, including those in their value chains



This principle is focused on equity, dignity, and quality of life of the organization employees as well as employees of value chain partners. Entities must comply with the regulatory and statutory Requirements and further provide equal opportunity to all the employees.

GGL places great emphasis on employee growth and well-being because these factors boost output, morale and reduce attrition rates. Workers are an organization's most valuable asset since they not only act as a conduit between the Company and its consumers, but they also significantly contribute to the overall success of the company. GGL has a sharp focus on inclusion and diversity, health and wellbeing and continuous learning and development of its employees and workers. The Company's redressal mechanisms enable workers to report issues from across the organization, allowing them to be addressed rapidly and effectively.



Essential Indicators											
1. a. Details of measures for the well-being of employees:											
Category	% of employees covered by										
	Total (A)	Health insurance		Accident insurance		Maternity benefits		Paternity Benefits		Day Care facilities	
		Number	%	Number	%	Number	%	Number	%	Number	%
Permanent Employees											
Male	828	828	100%	828	100%	-	-	828	100%	-	-
Female	51	51	100%	51	100%	51	100%	-	-	-	-
Total	879	879	100%	879	100%	51	100%	828	100%	-	-
Other than Permanent Employees											
Male	31	31	100%	31	100%	-	-	-	-	-	-
Female	-	-	-	-	-	-	-	-	-	-	-
Total	31	31	100%	31	100%	-	-	-	-	-	-
b. Details of measures for the well-being of workers:											
Category	% of workers covered by										
	Total (A)	Health insurance		Accident insurance		Maternity benefits		Paternity Benefits		Day Care facilities	
		Number	%	Number	%	Number	%	Number	%	Number	%
Permanent workers											
Male	112	112	100%	112	100%	-	-	112	100%	-	-
Female	6	6	100%	6	100%	6	100%	-	-	-	-
Total	118	118	100%	118	100%	6	100%	112	100%	-	-
Other than Permanent workers											
Male	-	-	-	-	-	-	-	-	-	-	-
Female	-	-	-	-	-	-	-	-	-	-	-
Total	-	-	-	-	-	-	-	-	-	-	-
At GGL, workers are hired through "Third Party Contractors" on need basis for completion of identified business operations from time to time and mechanisms are being built to track workers that GGL recruits through "Third Party Contractors".											
2. Details of retirement benefits, for Current Financial Year and Previous Financial Year.											
Benefits	FY 2022-23 (Current Financial Year)			FY 2021-22 (Previous Financial Year)							
	No. of employees covered as a % of total employees	No. of workers covered as a % of total workers	Deducted and deposited with the authority (Y/N/N.A.)	No. of employees covered as a % of total employees	No. of workers covered as a % of total workers	Deducted and deposited with the authority (Y/N/N.A.)					
PF	100%	100%	Yes	100%	100%	Yes					
Gratuity*	93%	100%	Yes	95%	100%	Yes					
ESI*	4%	-	Yes	3%	-	Yes					
Others Please Specify (National Pension Scheme)	Nil	Nil	NA	Nil	Nil	NA					
* For Gratuity and ESI, all eligible employees are covered under the respective schemes.											
3. Accessibility of workplaces											
Are the premises / offices of the entity accessible to differently abled employees and workers, as per the requirements of the Rights of Persons with Disabilities Act, 2016? If not, whether any steps are being taken by the entity in this regard.											
The Company owned offices are accessible to differently abled employees and workers as per the requirements of the Rights of Persons with Disabilities Act, 2016. Wheelchair's facilities are available at the Company owned offices of Gujarat Gas Limited.											



<p>4. Does the entity have an equal opportunity policy as per the Rights of Persons with Disabilities Act, 2016? If so, provide a web-link to the policy</p> <p>Yes, the company has an equal opportunity policy in place which is applicable to all stakeholders under its human rights policy. The policy states that facilities for people with disabilities will be made, along with the required infrastructure and policies, as well as other privileges like leave of absence, opportunities for learning and growth and other benefits in accordance with legal requirements and accepted business standards.</p> <p>Provide link to the policy: https://www.gujaratgas.com/corporate-governance/brsrpolicies/</p>																																																													
<p>5. Return to work and Retention rates of permanent employees and workers that took parental leave.</p> <table border="1"> <thead> <tr> <th rowspan="2">Gender</th> <th colspan="2">Permanent Employees</th> <th colspan="2">Permanent Workers</th> </tr> <tr> <th>Return to work rate</th> <th>Retention rate</th> <th>Return to work rate</th> <th>Retention rate</th> </tr> </thead> <tbody> <tr> <td>Male</td> <td>100%</td> <td>89%</td> <td>-</td> <td>-</td> </tr> <tr> <td>Female</td> <td>100%</td> <td>100%</td> <td>-</td> <td>-</td> </tr> <tr> <td>Total</td> <td>100%</td> <td>89%</td> <td>-</td> <td>-</td> </tr> </tbody> </table>							Gender	Permanent Employees		Permanent Workers		Return to work rate	Retention rate	Return to work rate	Retention rate	Male	100%	89%	-	-	Female	100%	100%	-	-	Total	100%	89%	-	-																															
Gender	Permanent Employees		Permanent Workers																																																										
	Return to work rate	Retention rate	Return to work rate	Retention rate																																																									
Male	100%	89%	-	-																																																									
Female	100%	100%	-	-																																																									
Total	100%	89%	-	-																																																									
<p>6. Is there a mechanism available to receive and redress grievances for the following categories of employees and workers? If yes, give details of the mechanism in brief.</p> <table border="1"> <thead> <tr> <th></th> <th>Yes/No (If Yes, then give details of the mechanism in brief)</th> </tr> </thead> <tbody> <tr> <td>Permanent Employees</td> <td rowspan="4">The company has a stage wise grievance redressal procedure as mentioned in Workplace Behaviour policy which is an easily accessible mechanism available to all the employees for redressal of their grievances. Employees having grievances shall submit his or her grievances to Grievance Committee which is constituted by Managing Director. The committee is formed for timely redressal of grievance as and when grievances arise. Managing Director provides final decision on basis of the facts of the case submitted to him or her by Committee.</td> </tr> <tr> <td>Other than Permanent Employees</td> </tr> <tr> <td>Permanent Workers</td> </tr> <tr> <td>Other than Permanent Workers</td> </tr> </tbody> </table>								Yes/No (If Yes, then give details of the mechanism in brief)	Permanent Employees	The company has a stage wise grievance redressal procedure as mentioned in Workplace Behaviour policy which is an easily accessible mechanism available to all the employees for redressal of their grievances. Employees having grievances shall submit his or her grievances to Grievance Committee which is constituted by Managing Director. The committee is formed for timely redressal of grievance as and when grievances arise. Managing Director provides final decision on basis of the facts of the case submitted to him or her by Committee.	Other than Permanent Employees	Permanent Workers	Other than Permanent Workers																																																
	Yes/No (If Yes, then give details of the mechanism in brief)																																																												
Permanent Employees	The company has a stage wise grievance redressal procedure as mentioned in Workplace Behaviour policy which is an easily accessible mechanism available to all the employees for redressal of their grievances. Employees having grievances shall submit his or her grievances to Grievance Committee which is constituted by Managing Director. The committee is formed for timely redressal of grievance as and when grievances arise. Managing Director provides final decision on basis of the facts of the case submitted to him or her by Committee.																																																												
Other than Permanent Employees																																																													
Permanent Workers																																																													
Other than Permanent Workers																																																													
<p>7. Membership of employees and worker in association(s) or Unions recognised by the listed entity:</p> <p>Presently, there are two unions in GGL i.e. GGCL Employees Union, Surat; GGCL staff Union, Ankleshwar representing the permanent workers of the Company.</p> <table border="1"> <thead> <tr> <th rowspan="2"></th> <th colspan="3">FY 2022-23 (Current Financial Year)</th> <th colspan="3">FY 2021-22 (Previous Financial Year)</th> </tr> <tr> <th>Total employees / workers in respective category (A)</th> <th>No. of employees / workers in respective category, who are part of association(s) or Union (B)</th> <th>% (B / A)</th> <th>Total employees / workers in respective category (C)</th> <th>No. of employees / workers in respective category, who are part of association(s) or Union (D)</th> <th>% (D / C)</th> </tr> </thead> <tbody> <tr> <td>Total Permanent Employees</td> <td>879</td> <td>-</td> <td>NA</td> <td>879</td> <td>-</td> <td>NA</td> </tr> <tr> <td>Male</td> <td>828</td> <td>-</td> <td>NA</td> <td>830</td> <td>-</td> <td>NA</td> </tr> <tr> <td>Female</td> <td>51</td> <td>-</td> <td>NA</td> <td>49</td> <td>-</td> <td>NA</td> </tr> <tr> <td>Total Permanent Workers</td> <td>118</td> <td>118</td> <td>100%</td> <td>128</td> <td>128</td> <td>100%</td> </tr> <tr> <td>Male</td> <td>112</td> <td>112</td> <td>100%</td> <td>122</td> <td>122</td> <td>100%</td> </tr> <tr> <td>Female</td> <td>6</td> <td>6</td> <td>100%</td> <td>6</td> <td>6</td> <td>100%</td> </tr> </tbody> </table>								FY 2022-23 (Current Financial Year)			FY 2021-22 (Previous Financial Year)			Total employees / workers in respective category (A)	No. of employees / workers in respective category, who are part of association(s) or Union (B)	% (B / A)	Total employees / workers in respective category (C)	No. of employees / workers in respective category, who are part of association(s) or Union (D)	% (D / C)	Total Permanent Employees	879	-	NA	879	-	NA	Male	828	-	NA	830	-	NA	Female	51	-	NA	49	-	NA	Total Permanent Workers	118	118	100%	128	128	100%	Male	112	112	100%	122	122	100%	Female	6	6	100%	6	6	100%
	FY 2022-23 (Current Financial Year)			FY 2021-22 (Previous Financial Year)																																																									
	Total employees / workers in respective category (A)	No. of employees / workers in respective category, who are part of association(s) or Union (B)	% (B / A)	Total employees / workers in respective category (C)	No. of employees / workers in respective category, who are part of association(s) or Union (D)	% (D / C)																																																							
Total Permanent Employees	879	-	NA	879	-	NA																																																							
Male	828	-	NA	830	-	NA																																																							
Female	51	-	NA	49	-	NA																																																							
Total Permanent Workers	118	118	100%	128	128	100%																																																							
Male	112	112	100%	122	122	100%																																																							
Female	6	6	100%	6	6	100%																																																							



8. Details of training given to employees and workers:										
Category	FY 2022-23 (Current Financial Year)					FY 2021-22 (Previous Financial Year)				
	Total (A)	On Health and safety measures		On Skill upgradation		Total (A)	On Health and safety measures		On Skill upgradation	
		No.(B)	%(B/A)	No.(C)	%(C/A)		No.(E)	%(E/D)	No.(F)	%(F/D)
Employees										
Male	859	433	50%	192	22%	857	321	37%	161	19%
Female	51	25	49%	6	12%	49	3	6%	7	14%
Total	910	458	50%	198	22%	906	334	37%	180	20%
Workers										
Male	112	14	13%	3	3%	122	10	8%	12	10%
Female	6	3	50%	1	17%	6	-	-	-	-
Total	118	17	14%	4	3%	128	10	8%	12	9%
9. Details of performance and career development reviews of employees and worker:										
Category	FY 2022-23 (Current Financial Year)			FY 2021-22 (Previous Financial Year)						
	Total (A)	No. (B)	%(B / A)	Total (C)	No. (D)	%(D / C)				
Employees										
Male	857	789	92%	865	820	95%				
Female	49	46	94%	52	49	94%				
Total	906	835	92%	917	869	95%				
Workers										
Male	Workers are the union workers whose performance is considered and settled via the settlement agreements determined over a 4year periods.									
Female										
Total										
10. Health and safety management system:										
A. Whether an occupational health and safety management system has been implemented by the entity? (Yes/ No). If yes, the coverage of such a system?										
<p>Yes, GGL has established its Occupational Health, Safety and Environment Management system with reference to ISO standard 45001:2018 and has successfully completed its recertification audits. The certificates show the company's ongoing dedication to health and safety management. GGL ensures that all management choices are consistent with the Company's goals for health and safety, that the management systems follow the best industry standards and are adequately resourced.</p> <p>GGL recognizes that the protection of the health and safety of all those involved in its operation and public at large. It is an integral part of the company's business operations and the prime responsibility of management at each level. GGL's assets have been designed, constructed, commissioned and are operated and maintained, such that the risks to personnel are reduced to as low as reasonably practicable (ALARP). GGL operations are driven by the goal of zero injuries, with the aim to ensure that every employee working for and on behalf of the company returns home safely at the end of each working day.</p> <p>GGL Health and Safety Management system coverage includes GGL HSE Policy, HSE and Departmental Standard Operating Procedures and Guidelines covering HSE performance management, Operational HSE Management, Audits, Permit System, Lifesaver compliances, Training and Competency, Outsourced services HSE management and controls, Document Management, Management reviews etc. GGL HSE Management system is implemented covering all GGL operating locations and corporate functions.</p>										

**B. What are the processes used to identify work-related hazards and assess risks on a routine and non-routine basis by the entity?**

The identification of Health and Safety hazards associated with GGL's activities and facilities is a continuous process that determines the past, current and potential HSE impact of routine and non-routine activities, facilities at GGL workplace and activities of all personnel (i.e., visitors, sub-contractors, suppliers) having access to GGL workplace.

GGL has established procedure:

- To identify the hazards and Environment Impacts associated with GGL's activities and facilities. The procedure starts at an early stage in any development of new facilities, activities, processes, or tasks, to allow good Health, Safety practices to be 'built in'.
- To assess the risk levels and impacts to determine those hazards, which have or can have significant HSE risk level. Risk/Impact assessment considers both the severity of the consequences of a specified adverse event and the probability (the likelihood) of it occurring.
- To implement in time effective control measures to reduce the risks / impacts to tolerable risk level i.e. ALARP level. Tolerable risk / impact or ALARP risk is the risk that has been reduced to a level that can be endured by the GGL having regard to legal obligation and GGL own policy.

GGL has established various tools including but not limited to these following tools for identification of Hazards & assessment of risks:

- 1) Hazard reporting hard copy formats
- 2) Hazard reporting online system
- 3) Activities like Hazard Hunt
- 4) Occupational Health & Safety risk registers for each kind of job
- 5) Site Specific Risk Assessment before start of each job
- 6) Tool-box Talk before start of each job
- 7) Permit to Work System for each job
- 8) Safety Engineering Studies like Hazard Operability (HAZOP), Quantitative Risk Assessment (QRA) for all new installations & modifications in existing installations

C. Whether you have processes for workers to report the work-related hazards and to remove themselves from such risks. (Y/N)

Yes, All GGL employees are trained on Health & Safety related aspects which includes defining Hazards and examples of work-related hazards and methods of reporting hazard including further actions.

GGL has defined targets for reporting hazards for its contractors, so as to get them actively involved in looking out for hazards or hazardous situations. Risk mitigation actions are taken against these reported Hazards on priority depending upon criticality of hazard or its corrective actions which are tracked in the system.

GGL motivates staff and workers on reporting hazards by recognizing and rewarding best reported hazards for each operational area every month.

D. Do the employees/ workers of the entity have access to non-occupational medical and healthcare services? (Yes/No)

Yes, GGL has established following policies for employees to support them for non-occupational medical & healthcare services:

- 1) Health Care Policy - Health Check-up & OPD
- 2) Insurance Scheme - Medclaim Insurance, Group Personal Accident Insurance & Life Insurance

GGL has tie-ups with hospitals in each area of operation to provide employees with medical and healthcare services as needed.



11. Details of safety related incidents, in the following format:						
Safety Incident/Number	Category	FY 2022-23		FY 2021-22		
		Current Financial Year	Previous Financial Year			
Lost Time Injury Frequency Rate (LTIFR) (per one million-person hours worked)	Employees	Nil	Nil			
	Workers	Nil	Nil			
Total recordable work-related injuries	Employees	Nil	Nil			
	Workers	Nil	Nil			
No. of fatalities	Employees	Nil	Nil			
	Workers	Nil	Nil			
High consequence work-related injury or ill-health (excluding fatalities)	Employees	Nil	Nil			
	Workers	Nil	Nil			
12. Describe the measures taken by the entity to ensure a safe and healthy workplace.						
<p>GGL has established its Occupational Health, Safety and Environment management system with reference to ISO standard 45001:2018. GGL has established and maintained a Work permit system to ensure any works potentially hazardous to people, environment, or assets are controlled and conducted safely.</p> <p>GGL has identified 10 Lifesaver areas which are safety critical areas or inherently hazardous processes which have a potential to lead to loss of life situations if safe working practices are not followed. Lifesaver rules are defined to be followed while performing activities in GGL Lifesaver areas. GGL Lifesavers areas are listed below:</p> <ul style="list-style-type: none"> • Safe Systems of Work • Gas Escape Handling • Excavation, Manual boring & Horizontal Directional Drilling (HDD) • Working at Height • Confined Space Entry • Lifting Operation • Electrical • Driving • CNG Handling • LNG Handling <p>GGL has established two major risk assessment and mitigation techniques to ensure safe & Healthy workplace:</p> <p>- Quantitative risk assessment for all installations to establish risk is under ALARP (As low as reasonably practicable) and ensure compliance to all recommendations of such risk assessments; and</p> <p>Job Safety & Occupational Health Risk assessment and Site Specific Risk Assessment for all jobs and sites before starting any permit to work and implements mitigation measures.</p> <p>HSE initiatives and programs such as Safety tours by Management, awareness sessions with frontline workers and supervisors on various aspects of Safety are carried out to improve HSE Performance.</p>						
13. Number of Complaints on the following made by employees and workers:						
	FY 2022-23 (Current Financial Year)			FY 2021-22 (Previous Financial Year)		
	Filed during the year	Pending resolution at the end of year	Remarks	Filed during the year	Pending resolution at the end of year	Remarks
Working Conditions	No such complaints for working conditions and health and safety were received.					
Health & Safety						



14. Assessments for the year:	
	% of your plants and offices that were assessed (by entity or statutory authorities or third parties)
Health and safety practices	<ul style="list-style-type: none"> GGL covered 100% of the geographic areas in Internal audit during FY 21-22 and FY 22-23 through visits to Sites and Offices.
Working Conditions	<ul style="list-style-type: none"> In order to ensure and monitor site safety compliances, GGL regularly conducts HSE tours and Lifesaver-Workplace Inspections (WPI) at Sites. The Lifesaver score is tracked for each geographical region. <p>GGL has successfully conducted compliance audits & applicable recertification audits with respect to below listed PNGRB regulations through Petroleum and Natural Gas Regulatory Board (PNGRB) empaneled Third Party Inspection Agency (TPIA) for Geographical Areas.</p> <ul style="list-style-type: none"> First ERDMP Certification Audits: Successfully completed for Eight (8) new Geographical Area (GA) in line with PNGRB Codes of Practices for Emergency Response and Disaster Management Plan, regulations in FY 2022-23. <ol style="list-style-type: none"> Narmada GA, Ahmedabad Rural GA, Jalore-Sirohi GA, Ujjain-Dewas-Indore GA, Jhabua-Banswara-Ratlam-Dungarpur GA, Ferozepur-Faridkot-Sri Muktsar Sahib GA, Hoshiarpur-Gurdaspur GA Sirsa-Fatehabad-Mansa GA First T4S & IMS Certification Audits: Successfully completed for Seven (7) new Geographical Areas in line with PNGRB Technical Standards and Specifications including Safety Standards (T4S), regulations & PNGRB Integrity Management System (IMS), regulations in FY 2022-23. <ol style="list-style-type: none"> Narmada GA, Ahmedabad Rural GA, Jalore-Sirohi GA, Ujjain-Dewas-Indore GA, Jhabua-Banswara-Ratlam-Dungarpur GA, Ferozepur-Faridkot-Sri Muktsar Sahib GA, Hoshiarpur-Gurdaspur GA Periodic IMS Certification Audits: Successfully completed for Fourteen (14) Geographical Areas –as per the defined periodicity of TPIA audits, in line with PNGRB Integrity Management System (IMS), regulations in FY 2022-23. <ol style="list-style-type: none"> Surat Ankleshwar Bharuch GA Hazira GA Dahej GA Navsari GA Valsad GA Bhavnagar GA Gandhinagar GA Nadiad GA Jamnagar GA Rajkot (including Morbi) GA Surendranagar GA, Kutch GA Amreli GA Dahod GA



	<ul style="list-style-type: none"> • Periodic T4S Audit: Successfully completed for Two (2) Geographical Areas in line with PNGRB Technical Standards and Specifications including Safety Standards (T4S), regulations in FY 2022-23 & as per the defined periodicity of TPIA audits. <ol style="list-style-type: none"> 1) Amreli GA 2) Dahod GA • PNGRB multidisciplinary audit carried out for compliance to PNGRB T4S, IMS and ERDMP regulations at Amritsar geographical area in FY 22-23 by multidisciplinary team of PNGRB members and senior members of other CGD companies. • ISO Re-Certification audit carried out with respect to • ISO 9001 -Quality Management System, • ISO 14001 -Environmental Management System • ISO 45001 Occupational Health & Safety Management System. <p>The ISO Certification body covered 5 GA & Corporate functions & offices in FY 2021-22 and granted certificates for 3 years and 12 GA and Corporate Functions & Office in FY 2022-23 and renewed the certificate.</p>
<p>15. Provide details of any corrective action taken or underway to address safety-related incidents (if any) and on significant risks / concerns arising from assessments of health & safety practices and working conditions.</p>	<p>All major incidents at GGL are investigated and an investigation report is established and also submitted to regulatory body, PNGRB along with compliance actions. Corrective actions as identified in these investigation reports are implemented to prevent re-occurrence of such incidents.</p> <p>Any significant risk arising from assessment of health & safety practices and working conditions are also captured in risk registers such as occupational health & safety risk register and may also be included in business risk register. All mitigation/assurance activities identified are implemented through existing or new controls. e.g.</p> <ol style="list-style-type: none"> 1. To reduce mobile cascade vehicle (MCV) road incidents/accidents various mitigations have been implemented like Speed governors, monitoring of MCV vehicles speed through vehicle tracking system (VTS), MCV route risk assessment & sharing of precautions along the route with drivers 2. Checks on steel pipeline network to confirm that no buried (underground) metallic component is without corrosion protection. 3. Daily site closure checklist developed for worksites exposed to road traffic risks 4. CNG Safety audio message developed and played at CNG stations to raise customer awareness regarding installation of tested and approved CNG cylinders <p style="text-align: center;">Leadership Indicators</p> <p>1. Does the entity extend any life insurance or any compensatory package in the event of death of (A) Employees (Y/N)(B) Workers (Y/N).</p> <p>(A) Employees: Yes - Company has a detailed HR policy which covers all its employees in the event of his/ her death.</p> <p>(B) Workers: Yes - Permanent workers are covered under Life insurance and Compensatory package in the event of his/her death.</p> <p>2. Provide the measures undertaken by the entity to ensure that statutory dues have been deducted and deposited by the value chain partners.</p> <p>GGL has mechanisms and systems, which encourage the compliance of statutory dues by value chain partners. The company via its general terms and conditions of the tender documents encourage that statutory dues including Provident Fund, Income Tax, Sales Tax, Goods and Service Tax and other statutory dues have generally been regularly deposited by the Company to the appropriate authorities.</p>



<p>3. Provide the number of employees / workers having suffered high consequence work-related injury / ill-health / fatalities (as reported in Q11 of Essential Indicators above), who have been are rehabilitated and placed in suitable employment or whose family members have been placed in suitable employment:</p> <p>There is no case noted where employee/worker have suffered high consequence work related injury / ill-health /in FY 2022-23 and FY 2021-22.</p>				
	Total no. of affected employees/ workers		No. of employees/workers that are rehabilitated and placed in suitable employment or whose family members have been placed in suitable employment	
	FY 2022-23 (Current Financial Year)	FY 2021-22 (Previous Financial Year)	FY 2022-23 (Current Financial Year)	FY 2021-22 (Previous Financial Year)
Employees	Nil	Nil	Nil	Nil
Workers	Nil	Nil	Nil	Nil
<p>4. Does the entity provide transition assistance programs to facilitate continued employability and the management of career endings resulting from retirement or termination of employment? (Yes/ No)</p> <p>No, presently there are no transition assistance programs to facilitate continued employability and management of career endings resulting from retirement or termination of employment.</p>				
<p>5. Details on assessment of value chain partners:</p>				
			% of value chain partners (by value of business done with such partners) that were assessed	
Health and safety practices			100% Contractors	
Working Conditions			100% Contractors	
<p>GGL has established SOP on Contractor Performance Assessment with an objective to monitor the performance of Contractors / Service providers in terms of compliance with all applicable GGL policies, processes, standards, procedures, guidelines and other Contractual obligations related to Project/task delivery & HSE. Contractor's/Service provider's performance data are captured on a monthly basis as per CPAR (Contractor Performance Assessment Report) format.</p> <ul style="list-style-type: none"> • Business Performance – 70% Weightage • Contract Management – 5% Weightage • Quality Control – 5% Weightage • HSE Compliance – 10% Weightage • GGL Lifesaver Compliance – 5% Weightage • Key Performance – 5% Weightage 				
<p>6. Provide details of any corrective actions taken or underway to address significant risks / concerns arising from assessments of health and safety practices and working conditions of value chain partners.</p> <p>Not Applicable, as there were no significant risks / concerns arising from assessments of health and safety practices and working conditions of Company's value chain partners.</p>				

PRINCIPLE 4: Businesses should respect the interests of and be responsive to all its stakeholders



According to this principle organizations must consider the expectations of all parties involved in their business, both internal & external. In particular the affected vulnerable group & Communities.

It has become necessary for GGL to continue collecting and disclosing both quantitative and qualitative indicators to demonstrate transparency and effective communication with all its stakeholders and to address sustainability issues that are critical to its business's operations. GGL is continuously engaging with its stakeholders in order to mitigate concerns of any of the stakeholders.



Essential Indicators																																							
<p>1. Describe the processes for identifying key stakeholder groups of the entity.</p> <p>According to GGL, any individual or group who can influence or are impacted by its business and operations are considered key stakeholders. GGL has developed mechanisms to map both its internal and external stakeholders as part of the sustainability reporting process.</p>																																							
<p>2. List stakeholder groups identified as key for your entity and the frequency of engagement with each stakeholder group.</p> <table border="1"> <thead> <tr> <th>Stakeholder Group</th> <th>Whether identified as Vulnerable & Marginalized Group (Yes/No)</th> <th>Channels of communication (Email, SMS, Newspaper, Pamphlets, Advertisement, Community Meetings, Notice Board, Website, Other)</th> <th>Frequency of engagement (Annually/ Half yearly/ Quarterly / others – please specify)</th> <th>Purpose and scope of engagement including key topics and concerns raised during such engagement</th> </tr> </thead> <tbody> <tr> <td>Community</td> <td>No</td> <td> <ul style="list-style-type: none"> Night meetings Social & Safety Awareness programs (Street Plays) Canopy Marketing Door to Door Marketing Display tricycle </td> <td>As and when required</td> <td> <ul style="list-style-type: none"> Marketing & Safety Awareness </td> </tr> <tr> <td>Shareholders/ Investors</td> <td>No</td> <td> <ul style="list-style-type: none"> Annual Reports Individual communications to shareholders Annual General Meeting Newspaper advertisement Postal Ballot Notice SMS Emails Website </td> <td>Annual as well as need basis</td> <td> <ul style="list-style-type: none"> Financial Results Business Growth and Profitability Matters pertaining to investor servicing Statutory Communications as per applicable SEBI Laws Performance Highlights </td> </tr> <tr> <td>Suppliers & Contractors</td> <td>No</td> <td> <ul style="list-style-type: none"> N-procure website GGL website Prebid Meetings Kick-off Meetings Contracts E-mails Letters Circulars Intranet Annual Safety & technical competency trainings Safety Awareness Programs Grievance redressal mechanism Monthly Contractors Performance meetings </td> <td>As and when required</td> <td> <ul style="list-style-type: none"> Scope of work Quality Health safety & environment Tender Terms & Conditions Performance review. </td> </tr> <tr> <td>Employees</td> <td>No</td> <td> <ul style="list-style-type: none"> E-mails Circulars Intranet Grievance redressal mechanisms </td> <td>As and when required</td> <td> <ul style="list-style-type: none"> Learning and development Employee wellbeing Quarterly financial Performance & major developments </td> </tr> <tr> <td>Regulatory Bodies</td> <td>No</td> <td> <ul style="list-style-type: none"> Website Emails Open house Letter Communications Meetings </td> <td>As and when required</td> <td> <ul style="list-style-type: none"> Industry related Suggestions/Concerns Business plans Advocacy on Public Policy & Regulatory Framework Progress & Compliances Review </td> </tr> <tr> <td>Customers</td> <td>No</td> <td> <ul style="list-style-type: none"> Website Mobile application SMS What's-app Pamphlets Safety Awareness Campaign Customer Satisfaction survey (Door to Door survey) </td> <td>As and when required</td> <td> <ul style="list-style-type: none"> Customer surveys Product Quality, Health and Safety Operational concerns Billing matters </td> </tr> </tbody> </table>					Stakeholder Group	Whether identified as Vulnerable & Marginalized Group (Yes/No)	Channels of communication (Email, SMS, Newspaper, Pamphlets, Advertisement, Community Meetings, Notice Board, Website, Other)	Frequency of engagement (Annually/ Half yearly/ Quarterly / others – please specify)	Purpose and scope of engagement including key topics and concerns raised during such engagement	Community	No	<ul style="list-style-type: none"> Night meetings Social & Safety Awareness programs (Street Plays) Canopy Marketing Door to Door Marketing Display tricycle 	As and when required	<ul style="list-style-type: none"> Marketing & Safety Awareness 	Shareholders/ Investors	No	<ul style="list-style-type: none"> Annual Reports Individual communications to shareholders Annual General Meeting Newspaper advertisement Postal Ballot Notice SMS Emails Website 	Annual as well as need basis	<ul style="list-style-type: none"> Financial Results Business Growth and Profitability Matters pertaining to investor servicing Statutory Communications as per applicable SEBI Laws Performance Highlights 	Suppliers & Contractors	No	<ul style="list-style-type: none"> N-procure website GGL website Prebid Meetings Kick-off Meetings Contracts E-mails Letters Circulars Intranet Annual Safety & technical competency trainings Safety Awareness Programs Grievance redressal mechanism Monthly Contractors Performance meetings 	As and when required	<ul style="list-style-type: none"> Scope of work Quality Health safety & environment Tender Terms & Conditions Performance review. 	Employees	No	<ul style="list-style-type: none"> E-mails Circulars Intranet Grievance redressal mechanisms 	As and when required	<ul style="list-style-type: none"> Learning and development Employee wellbeing Quarterly financial Performance & major developments 	Regulatory Bodies	No	<ul style="list-style-type: none"> Website Emails Open house Letter Communications Meetings 	As and when required	<ul style="list-style-type: none"> Industry related Suggestions/Concerns Business plans Advocacy on Public Policy & Regulatory Framework Progress & Compliances Review 	Customers	No	<ul style="list-style-type: none"> Website Mobile application SMS What's-app Pamphlets Safety Awareness Campaign Customer Satisfaction survey (Door to Door survey) 	As and when required	<ul style="list-style-type: none"> Customer surveys Product Quality, Health and Safety Operational concerns Billing matters
Stakeholder Group	Whether identified as Vulnerable & Marginalized Group (Yes/No)	Channels of communication (Email, SMS, Newspaper, Pamphlets, Advertisement, Community Meetings, Notice Board, Website, Other)	Frequency of engagement (Annually/ Half yearly/ Quarterly / others – please specify)	Purpose and scope of engagement including key topics and concerns raised during such engagement																																			
Community	No	<ul style="list-style-type: none"> Night meetings Social & Safety Awareness programs (Street Plays) Canopy Marketing Door to Door Marketing Display tricycle 	As and when required	<ul style="list-style-type: none"> Marketing & Safety Awareness 																																			
Shareholders/ Investors	No	<ul style="list-style-type: none"> Annual Reports Individual communications to shareholders Annual General Meeting Newspaper advertisement Postal Ballot Notice SMS Emails Website 	Annual as well as need basis	<ul style="list-style-type: none"> Financial Results Business Growth and Profitability Matters pertaining to investor servicing Statutory Communications as per applicable SEBI Laws Performance Highlights 																																			
Suppliers & Contractors	No	<ul style="list-style-type: none"> N-procure website GGL website Prebid Meetings Kick-off Meetings Contracts E-mails Letters Circulars Intranet Annual Safety & technical competency trainings Safety Awareness Programs Grievance redressal mechanism Monthly Contractors Performance meetings 	As and when required	<ul style="list-style-type: none"> Scope of work Quality Health safety & environment Tender Terms & Conditions Performance review. 																																			
Employees	No	<ul style="list-style-type: none"> E-mails Circulars Intranet Grievance redressal mechanisms 	As and when required	<ul style="list-style-type: none"> Learning and development Employee wellbeing Quarterly financial Performance & major developments 																																			
Regulatory Bodies	No	<ul style="list-style-type: none"> Website Emails Open house Letter Communications Meetings 	As and when required	<ul style="list-style-type: none"> Industry related Suggestions/Concerns Business plans Advocacy on Public Policy & Regulatory Framework Progress & Compliances Review 																																			
Customers	No	<ul style="list-style-type: none"> Website Mobile application SMS What's-app Pamphlets Safety Awareness Campaign Customer Satisfaction survey (Door to Door survey) 	As and when required	<ul style="list-style-type: none"> Customer surveys Product Quality, Health and Safety Operational concerns Billing matters 																																			



Leadership Indicators

1. Provide the processes for consultation between stakeholders and the Board on economic, environmental and social topics or if consultation is delegated, how is feedback from such consultations provided to the Board.

GGL recognizes the importance of active interaction with its stakeholders in meeting their needs and increasing stakeholder confidence. The Company's management interacts with key stakeholders within regular intervals. In these meetings, Sustainability related concerns or issues including economic, environmental and social topics are discussed and stakeholders are made aware of sustainability concerns. In the coming years, the Company plans to further enhance its focus on engagement around sustainability related matters in these meetings.

2. Whether stakeholder consultation is used to support the identification and management of environmental and social topics (Yes / No). If so, provide details of instances as to how the inputs received from stakeholders on these topics were incorporated into policies and activities of the entity.

As part of the materiality assessment process, GGL investigates environmental, social and governance related issues that are crucial for the company's success. The company's management has identified material topics based on its experience and industry practice.

3. Provide details of instances of engagement with and actions taken to, address the concerns of vulnerable/ marginalized stakeholder groups.

The concerns of the vulnerable/ marginalized stakeholders' groups are mainly addressed over various parameters such as education, empowerment, health, infrastructure, relief, conservation, etc.

GGL has taken initiatives for its identified disadvantaged, vulnerable and marginalized stakeholders, some of which are mentioned below.

• **For Women in rural areas**

GGL has supported the government initiative to provide natural gas supply in rural areas because the burning of wood and coal causes gas emissions, which have a negative impact on the health of all those coming into contact with those emissions, especially women which used them to cook food and causing adverse health conditions such as lung cancer, asthma etc..

Under this initiative, GGL has gone the extra mile for implementation of PNG in rural areas of its operation and has covered more than 1,000 villages successfully.

• **For Youth in rural areas**

GGL has identified various locations in the state of Gujarat for implementation of CNG stations for vehicles and successfully has installed them. This activity helped the local youth by reducing unemployment issues.

PRINCIPLE 5: Businesses should respect and promote human rights



The core belief of this principle is based on the idea that every human being has inherent rights that cannot be compromised in any way for the benefit of business. According to the UN Guiding Principles on Business and Human Rights, businesses are also held accountable for any violations of human rights and must take reasonable measures to prevent such violations from occurring as a result of their operations.

GGL social responsibility initiatives are focused on providing decent working conditions in all our offices, sites and other locations where the company operates, as well as ensuring the protection of all our stakeholders' human rights. GGL is committed towards continuous improvement and has begun taking steps to effectively incorporate human rights into its business operations.



Essential Indicators										
1. Employees and workers who have been provided training on issues and policy(ies) of the entity, in the following format:										
Category	FY 2022-23 Current Financial Year			FY 2021-22 Previous Financial Year						
	Total (A)	No. of employees / workers covered (B)	% (B/A)	Total (C)	No. of employees / workers covered (D)	% (D / C)				
Employees										
Permanent	879	310	35%	879	51	6%				
Other than Permanent	31	1	4%	27	-	-				
Total Employee	910	311	34%	906	51	6%				
Workers										
Permanent	118	-	-	128	6	5%				
Other than Permanent	-	-	-	-	-	-				
Total Workers	118	-	-	128	6	5%				
2. Details of minimum wages paid to employees and workers, in the following format:										
Category	FY 2022-23 (Current Financial Year)					FY 2021-22 (Previous Financial Year)				
	Total (A)	Equal to Minimum Wage		More than Minimum Wage		Total (A)	Equal to Minimum Wage		More than Minimum Wage	
		No. (B)	%(B/A)	No. (C)	%(C/A)		No. (E)	%(E/D)	No. (F)	%(F/D)
Employees										
Permanent	879	-	-	879	100%	879	-	-	879	100%
Male	828	-	-	828	100%	830	-	-	830	100%
Female	51	-	-	51	100%	49	-	-	49	100%
Other than permanent	31	-	-	31	100%	27	-	-	27	100%
Male	31	-	-	31	100%	27	-	-	27	100%
Female	-	-	-	-	-	-	-	-	-	-
Workers										
Permanent	118	-	-	118	100%	128	-	-	128	100%
Male	112	-	-	112	100%	122	-	-	122	100%
Female	6	-	-	6	100%	6	-	-	6	100%
Other than permanent	-	-	-	-	-	-	-	-	-	-
Male	-	-	-	-	-	-	-	-	-	-
Female	-	-	-	-	-	-	-	-	-	-
All wages are at par and more than applicable minimum wages.										
3. Details of remuneration/salary/wages, in the following format:										
	Male			Female						
	Number	Median remuneration/ salary/ wages of respective category		Number	Median remuneration/ salary/ wages of respective category					
Board of Directors (BoD)*	5	NA		2	NA					
Key Managerial Personnel**	2	1,00,42,132		-	NA					
Employees other than BoD and KMP	859	94,130		51	108,218					
Workers	112	79,798		6	84,268					
*Non-executive members of the Board are paid sitting fees and out of pocket expenses for attending the meetings of the board. Sitting fees of government directors is deposited in government treasury.										
** There are 3 KMP's- MD, CFO & CS, MD is not paid any remuneration. Average remuneration of CFO & CS is disclosed as it is not possible to disclose median remuneration.										



<p>4. Do you have a focal point (Individual/ Committee) responsible for addressing human rights impacts or issues caused or contributed to by the business? (Yes/No)</p> <p>Yes, in line with the Human rights policy, Grievance redressal committee is responsible for addressing human rights impacts, issues and grievances caused or contributed to by the business.</p>																																																													
<p>5. Describe the internal mechanisms in place to redress grievances related to human rights issues.</p> <p>GGL has an open and approachable internal procedures and policy for dealing with and resolving any human rights-related issues. The company's Human rights policy and code of conduct aid in resolving complaints regarding any violations of human rights. Any violation of human rights is not tolerated at GGL.</p>																																																													
<p>6. Number of Complaints on the following made by employees and workers:</p> <table border="1"> <thead> <tr> <th rowspan="2"></th> <th colspan="3">FY 2022-23 Current Financial Year</th> <th colspan="3">FY 2021-22 Previous Financial Year</th> </tr> <tr> <th>Filed during the year</th> <th>Pending resolution at the end of year</th> <th>Remarks</th> <th>Filed during the year</th> <th>Pending resolution at the end of year</th> <th>Remarks</th> </tr> </thead> <tbody> <tr> <td>Sexual Harassment</td> <td>1</td> <td>1</td> <td>-</td> <td>-</td> <td>-</td> <td>-</td> </tr> <tr> <td>Discrimination at workplace</td> <td>-</td> <td>-</td> <td>-</td> <td>-</td> <td>-</td> <td>-</td> </tr> <tr> <td>Child Labour</td> <td>-</td> <td>-</td> <td>-</td> <td>-</td> <td>-</td> <td>-</td> </tr> <tr> <td>Forced Labour/Involuntary Labour</td> <td>-</td> <td>-</td> <td>-</td> <td>-</td> <td>-</td> <td>-</td> </tr> <tr> <td>Wages</td> <td>-</td> <td>-</td> <td>-</td> <td>-</td> <td>-</td> <td>-</td> </tr> <tr> <td>Other related issues</td> <td>-</td> <td>-</td> <td>-</td> <td>-</td> <td>-</td> <td>-</td> </tr> </tbody> </table>								FY 2022-23 Current Financial Year			FY 2021-22 Previous Financial Year			Filed during the year	Pending resolution at the end of year	Remarks	Filed during the year	Pending resolution at the end of year	Remarks	Sexual Harassment	1	1	-	-	-	-	Discrimination at workplace	-	-	-	-	-	-	Child Labour	-	-	-	-	-	-	Forced Labour/Involuntary Labour	-	-	-	-	-	-	Wages	-	-	-	-	-	-	Other related issues	-	-	-	-	-	-
	FY 2022-23 Current Financial Year			FY 2021-22 Previous Financial Year																																																									
	Filed during the year	Pending resolution at the end of year	Remarks	Filed during the year	Pending resolution at the end of year	Remarks																																																							
Sexual Harassment	1	1	-	-	-	-																																																							
Discrimination at workplace	-	-	-	-	-	-																																																							
Child Labour	-	-	-	-	-	-																																																							
Forced Labour/Involuntary Labour	-	-	-	-	-	-																																																							
Wages	-	-	-	-	-	-																																																							
Other related issues	-	-	-	-	-	-																																																							
<p>7. Mechanisms to prevent adverse consequences to the complainant in discrimination and harassment cases.</p> <p>GGL strives to avert harassment and discrimination in the workplace. It has a system and policy for resolving complaints and grievances. The Human Rights and Anti - Harassment Policies are designed to shield the complainant from unfavourable outcomes in discrimination and harassment situations.</p> <p>GGL is dedicated to creating a pleasant environment where complaints are promptly and fairly resolved. This policy's goal is to promote a workplace free of complaints while also assisting the Company's concerned employees in enhancing their performance and productivity. Any grievances/ complaints are rightly communicated and steps are taken to address the same. There is stepwise mechanism in place for redressal of grievances mentioned under the human right policy.</p> <p>We have implemented an anti - harassment policy at work in accordance with the provisions of the Sexual Harassment of Women at Workplace (Prevention, Prohibition and Redressal) Act, 2013 (the "Act") and Rules issued thereunder.</p> <p>GGL has outlined the processes for filing a complaint and the processes that are followed thereafter. GGL has established an internal investigation committee and inquiry committee to investigate concerns raised by the complainants.</p> <p>To disclose actual or suspected frauds and violations of the company's code of conduct, ethical behavior and vigil mechanism policy, a whistleblower may do so in a number of different ways.</p> <p>The Whistleblower Policy outlines a detailed procedure for making disclosures, responding to concerns and investigating fraudulent activity. Additionally, it provides adequate protection to employees who disclose such fraudulent activities or unethical conduct.</p> <p>Link of Policies: https://www.gujaratgas.com/corporate-governance/brsrpolicies/</p>																																																													
<p>8. Do human rights requirements form part of your business agreements and contracts? (Yes/No)</p> <p>Yes, GGL encourages through the general contract terms that its vendors are complying with Laws and regulations and ethical business practices.</p>																																																													
<p>9. Assessments for the year:</p> <table border="1"> <thead> <tr> <th></th> <th>% of plants and offices that were assessed (by entity or statutory authorities or third parties)</th> </tr> </thead> <tbody> <tr> <td>Child labour</td> <td rowspan="6">GGL internally monitors compliance for all relevant laws and policies pertaining to these issues in all its offices. GGL has implemented mechanisms by the way of relevant policies and committees to avoid instances of human rights violations.</td> </tr> <tr> <td>Forced/involuntary labor</td> </tr> <tr> <td>Sexual harassment</td> </tr> <tr> <td>Discrimination at workplace</td> </tr> <tr> <td>Wages</td> </tr> <tr> <td>Others – please specify</td> </tr> </tbody> </table>								% of plants and offices that were assessed (by entity or statutory authorities or third parties)	Child labour	GGL internally monitors compliance for all relevant laws and policies pertaining to these issues in all its offices. GGL has implemented mechanisms by the way of relevant policies and committees to avoid instances of human rights violations.	Forced/involuntary labor	Sexual harassment	Discrimination at workplace	Wages	Others – please specify																																														
	% of plants and offices that were assessed (by entity or statutory authorities or third parties)																																																												
Child labour	GGL internally monitors compliance for all relevant laws and policies pertaining to these issues in all its offices. GGL has implemented mechanisms by the way of relevant policies and committees to avoid instances of human rights violations.																																																												
Forced/involuntary labor																																																													
Sexual harassment																																																													
Discrimination at workplace																																																													
Wages																																																													
Others – please specify																																																													



10. Provide details of any corrective actions taken or underway to address significant risks / concerns arising from the assessments at Question 9 above.

There were no significant risks / concerns arising from the human rights assessments. GGL has an internal system to carry out audits with respect to Labour Laws and compliance with Human Rights requirements.

Leadership Indicators

- Details of a business process being modified / introduced as a result of addressing human rights grievances/complaints.
No business processes were required to be modified / introduced as a result of addressing human rights grievances/complaints
- Details of the scope and coverage of any Human rights due-diligence conducted.
The Company follows strict adherence to all labor laws and human rights policies. No specific Due diligence exercise is conducted by the Company.
- Is the premise/office of the entity accessible to differently abled visitors, as per the requirements of the Rights of Persons with Disabilities Act, 2016?
Yes, GGL has wheelchair facilities available at all the corporate offices.
- Details on assessment of value chain partners:

	% of value chain partners (by value of business done with such partners) that were assessed
Sexual Harassment	100%
Discrimination at workplace	100%
Child Labour	100%
Forced Labour/Involuntary Labour	100%
Wages	100%
Others – please specify	NA

- Provide details of any corrective actions taken or underway to address significant risks / concerns arising from the assessments at Question 4 above.
We experienced zero instances of human rights violations by our value chain partners, including but not limited to sexual harassment, workplace discrimination, child labor, forced labor, involuntary labor, pay and other human rights related issues, accordingly no such corrective action is undertaken.

PRINCIPLE 6: Businesses should respect and make efforts to protect and restore the environment



The principle urges organisations to explore and identify the potential environmental impacts arising out of their business operations and supply chain activities carried out in order to deliver and to address them with adequate mitigating measures. It also encourages organisations to find alternative ways of operating by causing fewer impacts to the environment that may cause less harm to the environment.

GGL has increased its efforts, attention and taking actions to preserve the environment. GGL has its HSE and QHSE policy to reflect the company's commitment towards the environment and to people through adherence to policy guidelines & complying with Laws & regulations.

The goal of these policies is to ensure that everyone in the organization is aware of the company's environmental responsibilities. It deals with managing biodiversity, water and waste, efficient utilization of resources, energy and emissions management and climate change.



Essential Indicators		
1. Details of total energy consumption (in Joules or multiples) and energy intensity, in the following format:		
(In Giga Joules)		
Parameter	FY 2022-23 Current Financial Year	FY 2021-22 Previous Financial Year
Total electricity consumption (A)	477,390.29 GJ	484,640.72 GJ
Total fuel consumption (B)	47,837.91 GJ	43,100.70 GJ
Energy consumption through other sources (Renewable Energy)	6.46 GJ	9.95 GJ
Total energy consumption (A+B+C)	525,234.66 GJ	527,751.38 GJ
Energy intensity per rupee of turnover (Total energy consumption/ turnover in rupees)	30.35 GJ / INR Crore	31.44 GJ / INR Crore
Energy intensity (optional) – the relevant metric may be selected by the entity	NA	NA
Note: Indicate if any independent assessment/ evaluation/assurance has been carried out by an external agency? (Y/N) If yes, name of the external agency. No, such independent assessment/evaluation/assurance is carried out by an external agency.		
2. Does the entity have any sites / facilities identified as designated consumers (DCs) under the Performance, Achieve and Trade (PAT) Scheme of the Government of India? (Y/N) If yes, disclose whether targets set under the PAT scheme have been achieved. In case targets have not been achieved, provide the remedial action taken, if any. Not Applicable, as GGL does not have any recognized sites/facilities as a Designated Consumer (DC) under Performance, Achieve & Trade scheme.		
3. Provide details of the following disclosures related to water, in the following format:		
(In Kilolitres)		
Parameter	FY 2022-23 Current Financial Year	FY 2021-22 Previous Financial Year
Water withdrawal by source (in kilolitres)		
(i) Surface water	-	-
(ii) Groundwater	62,774.10	59,810.37
(iii) Third party water	12,543.49	12,230.59
(iv) Seawater / desalinated water	-	-
(v) Others	-	-
Total volume of water withdrawal (in kilolitres) (i + ii + iii + iv + v)	75,317.59	72,040.96
Total volume of water consumption (in kilolitres)	75,317.59	72,040.96
Water intensity per rupee of turnover (Water consumed / turnover)	4.35 Kiloliter / INR Crore	4.29 Kiloliter / INR Crore
Water intensity (optional) – the relevant metric may be selected by the entity	NA	NA
Note: Indicate if any independent assessment/ evaluation/assurance has been carried out by an external agency? (Y/N) If yes, name of the external agency. No, such independent assessment/evaluation/assurance is carried out by an external agency.		
4. Has the entity implemented a mechanism for Zero Liquid Discharge? If yes, provide details of its coverage and implementation.		
Considering that water is not used in the processes, nor it is discharged as industrial effluent as a result of the process, GGL does not have a Zero Liquid Discharge system. GGL Offices, City Gas Station & Compressed Natural Gas Stations only produce residential wastewater, which is disposed through the municipal or district sewer system, a soak pit, or gardening. No treatment is necessary for such a kind of water discharge.		



5. Please provide details of air emissions (other than GHG emissions) by the entity, in the following format:			
Parameter	Units	FY 2022-23 Current Financial Year	FY 2021-22 Previous Financial Year
NOx	ppm	Less than 50 ppm in each case (DG set)	Less than 50 ppm in each case (DG set)
SOx	ppm	Less than 100 ppm in each case (DG set)	Less than 100 ppm in each case (DG set)
Particulate matter (PM)	mg/Nm ³	Less than 150 mg/Nm ³ in each case (DG set)	Less than 150 mg/Nm ³ in each case (DG set)
Persistent organic pollutants (POP)	ppm	Nil	Nil
Volatile organic compounds (VOC)	ppm	Nil	Nil
Hazardous air pollutants (HAP)	ppm	Nil	Nil
Others – please specify	ppm	Nil	Nil
		The primary sources of air pollution are monitored through authorised laboratory/agencies as per the guidelines of the Central and respective State Pollution Control Boards.	
<p>Note: Indicate if any independent assessment/ evaluation/assurance has been carried out by an external agency? (Y/N) If yes, name of the external agency.</p> <p>Fuel Gas emission is monitored for each equipment such as DG set as per Pollution Control Board norms. Environmental monitoring is done by independent Pollution Control Board /Ministry of Environment, Forest and Climate Change approved parties – M/s ABC Techno Labs India Private Limited and M/s Ecoearth Technologies.</p>			
6. Provide details of Green House Gas Emissions (Scope 1 and Scope 2 emissions) & its intensity, in the following format:			
Parameter	Units	FY 2022-23 Current Financial Year	FY 2021-22 Previous Financial Year
Total Scope 1 emissions (Break-up of the GHG into CO ₂ , CH ₄ , N ₂ O, HFCs, PFCs, SF ₆ , NF ₃ , if available)	Metric tonnes of CO ₂ equivalent	2,910.13 MT	2,700.01 MT
Total Scope 2 emissions (Break-up of the GHG into CO ₂ , CH ₄ , N ₂ O, HFCs, PFCs, SF ₆ , NF ₃ , if available)	Metric tonnes of CO ₂ equivalent	94,151.97 MT	95,581.92 MT
Total Scope 1 and Scope 2 emissions per rupee of turnover	Metric tonnes of CO ₂ equivalent per Crore rupees of turnover	5.61 MT / INR Crore	5.85 MT / INR Crore
Total Scope 1 and Scope 2 emission intensity (optional) – the relevant metric may be selected by the entity		NA	NA
<p>For Scope 1: Source of emission factors are referred from GHG protocol. For Scope 2: Emission factor for grid electricity is referred from Central Electricity Authority (CO₂ Baseline database for Indian power sector – Version 18)</p> <p>Weighted Average Emission Factor for Grid electricity (RES): 0.71</p> <p>Note: Indicate if any independent assessment/ evaluation/assurance has been carried out by an external agency? (Y/N) If yes, name of the external agency.</p> <p>No, such independent assessment/evaluation/assurance is carried out by an external agency.</p>			
7. Does the entity have any project related to reducing Green House Gas emission? If Yes, then provide details.			
Reduction of Natural Gas emission in Operational & Maintenance Activities:			
<p>GGL strives to lower the emissions of natural gas from its operations, either as part of a planned release or because of an unexpected release. The majority of these emissions are the result of unintentional releases brought on by third-party network damage, but certain emissions are the result of network failure itself.</p> <p>A smaller portion of these emissions are also the result of planned releases, which often occur during preventive maintenance or network / equipment commissioning activities.</p> <p>GGL focuses on various educational programs, utility coordination and campaigns such as dial before dig (detailed below) for third parties working in the same area as GGL with an aim to reduce these emissions.</p>			



Apart from this, GGL undertakes a variety of actions/improvements to reduce emissions, some of which are listed below:

- Prompt emergency response to reported damage cases for prompt isolation of the damaged section.
- Isolation valves at regulator-defined distances to reduce emissions after isolation.
- Effective preventive maintenance plan and adherence to the same to reduce breakdown instances
- An efficient commissioning procedure to reduce natural gas emissions, among other things.

GGL tracks natural gas emissions per 10,000 scm of gas purchased cumulatively on a monthly basis in comparison to the previous fiscal year.

Dial Before Dig Campaign

GGL educates and influences stakeholders such as local municipal authorities, other utilities, their contractors and their field staff (including heavy machinery entities like JCB, horizontal directional drilling (HDD) operators, etc.) who undertake digging and HDD activities as part of their laying or construction activity through this campaign. The campaign aims to raise awareness of the safety and environmental risks of natural gas release into the atmosphere as a result of damage to GGL's natural gas pipeline network during digging and HDD operations. Third parties are urged to contact GGL to confirm the location before beginning any digging / excavation / HDD activities to avoid causing damage to the natural gas pipeline network.

Promoting Natural Gas as Cleaner Environment Friendly fuel

PNG: GGL's business is the distribution of natural gas as a cleaner, more environmentally friendly fuel for domestic, industrial and commercial use. GGL supplies natural gas to industries via its pipeline infrastructure as a cleaner alternative fuel to polluting fuels such as coal. GGL by virtue of its Natural Gas sales to industrial consumers reduces the burning of approximately 12770 Metric Tons of coal per day.

CNG: GGL is influencing automobile users in its operational areas to use compressed natural gas as a clean automotive fuel through various campaigns. GGL has made it a priority to expand CNG transportation and dispensing infrastructure and facilities. In FY 2022-23, 102 new CNG stations have been commissioned across GGL operational areas and 57 stations have been upgraded to increase capacity. CNG is a popular alternative fuel because of its clean burning characteristics and low carbon emission in air. Natural gas helps to reduce the environmental impact of vehicular emissions caused by the use of other polluting fuels such as petrol and diesel. GGL by virtue of its CNG sales reduces the consumption of approximately 2417 kiloliters of petrol per day.

GGL recognizes and understands the various global challenges and risks related to environmental degradation and climate change as a responsible organization. Building awareness about these challenges and risks among employees and the community is an effective way to address them. GGL made efforts to accomplish this through the following initiatives:

- With the goal of promoting CNG as the most preferred green fuel among potential 4 wheeler users, aggressive CNG marketing is being conducted by organizing CNG Car Melas 'CNG CARAVAN' across various locations in Gujarat in order to engage directly with the target audience. This initiative was also supported by advertisements in mass media outlets such as newspapers and radio stations, as well as a simultaneous campaign on social media platforms such as Google, Facebook, Instagram and YouTube.
- Natural gas is promoted by GGL as a clean fuel for industrial and commercial purposes. GGL, as a responsible utility dealing in clean fuel, ensures the supply of Natural Gas as an environmentally friendly fuel, as well as the related pipeline network setup, while effectively managing any challenges in the shortest possible time.

8. Provide details related to waste management by the entity, in the following format:

Parameter	FY 2022-23 Current Financial Year	FY 2021-22 Previous Financial Year
Total Waste generated (in metric tonnes)		
Plastic waste (A)	8.46	11.82
E Waste (B)	3.96	4.20
Bio medical waste (C)	-	-
Construction and Demolition Waste (D)	-	-
Battery Waste (E)	17.88	7.85
Radio-active waste (F)	-	-
Hazardous waste. - Used Oil	109.90	91.94
Non-hazardous waste generated (Glass, Metal, Paper, etc. (H) (Break-up by composition i.e. by materials relevant to the sector)	257.97	285.57
Total (A to H) (MT)	398.17	401.38



For each category of waste generated, total waste recovered through recycling, re-using or other recovery operations (in metric tonnes)		
Parameter	FY 2022-23 Current Financial Year	FY 2021-22 Previous Financial Year
Category of waste		
(i) Recycled	72.15	66.46
(ii) Re-used	-	-
(iii) Other recovery operations	-	-
Total	72.15	66.46
For each category of waste generated, total waste disposed by nature of disposal method (in metric tonnes)		
Parameter	FY 2022-23 Current Financial Year	FY 2021-22 Previous Financial Year
Category of waste		
(i) Incineration	-	-
(ii) Landfilling	-	-
(iii) Other disposal operations	235.71	375.94
Total	235.71	375.94
Note: Indicate if any independent assessment/ evaluation/assurance has been carried out by an external agency? (Y/N) If yes, name of the external agency. No, such independent assessment/evaluation/assurance is carried out by an external agency.		
<p>9. Briefly describe the waste management practices adopted in your establishments. Describe the strategy adopted by your company to reduce usage of hazardous and toxic chemicals in your products and processes and the practices adopted to manage such wastes.</p> <p>GGL is solely involved in services of distribution of Natural Gas through its network of pipelines designated as PNG and in compressed form for use in the transport sector designated as CNG. These operations generally do not have significant waste generation.</p> <p>However, GGL has established, implemented and maintained a system of proper Waste Management:</p> <ul style="list-style-type: none"> • to avoid, reduce or control (separately or in combination) the creation or discharge of any type of waste in order to reduce adverse environmental impacts • to reuse, refurbishing, recycle and dispose the waste • to segregate and handle the waste from generation to disposal stage effectively to comply with legal & statutory requirements • to protect the environment <p>Waste generated in the form of used batteries, electronic waste, used oil from equipment such as compressors at GGL are sent to pollution control board approved vendors for either recycling or environment friendly disposal.</p> <p>All the emissions and waste generated by GGL are within the permissible limits of CPCB/SPCB.</p>		



10. If the entity has operations/offices in/around ecologically sensitive areas (such as national parks, wildlife sanctuaries, biosphere reserves, wetlands, biodiversity hotspots, forests, coastal regulation zones etc.) where environmental approvals / clearances are required, please specify details in the following format:

Sr.No.	Location of operations/offices	Type of operations	Whether the conditions of environmental approval / clearance are being complied with? (Y/N) If no, the reasons thereof and corrective action taken, if any.
1	Dadra & Nagar Haveli GA	Natural Gas distribution network by MDPE pipeline by GGL at UT of DNH - Environmental Clearance-reg.; File No.: J- 11011/7/2019-IA-II(I), Issued by GOI-MEF&CC	Yes
2	Thane & Palghar GA	Natural Gas Distribution pipeline Network with associated facilities from Ambadi Naka at Bhiwadi Taluka, Thane District to Village Virar, Taluka Vasai, District Palghar of Maharashtra State (i.e. called Virar Spur Line) including Spur lines at Nala Sopara, Vasai, Kharpada, Sativali covering total length approx. 58.345 km with Diameters 6"/8"/12" - EC No. EC22A027MH171444 Dated 29.07.2022	Yes
3	Thane & Palghar GA	Dahanu Taluka Pipeline Network: For total length 60 Kms (Steel Pipeline: Length:45.77 kms & 8"/12" Dia; MDPE Pipeline: Length 14.228 Kms with 125 MM, 90MM, 63 MM dia) with associated facilities - EC No. EC22A027MH117775 Dated: 21.06.2022	Yes

11 Details of environmental impact assessments of projects undertaken by the entity based on applicable laws, in the current financial year:

Name and brief details of project	EIA Notification No.	Date	Whether conducted by independent external agency (Yes/No)	Results communicated in public domain (Yes/No)	Relevant Web link
Environmental Impact Assessment, Environmental Management Plan, Risk Assessment & Disaster Management Plan for Natural Gas Distribution pipeline network in UT of Dadra & Nagar Haveli i.e.: 1. Dapada-Khanvel connectivity - 13.65 kms. 2. Khanvel- Kherdi connectivity - 7.29 kms. 3. Surangi-Kherdi connectivity- 5.8 kms	2006	EIA carried out in Aug 2019 (Project under progress during current year)	Yes	Yes, Public hearing was held	Not Available
Environmental Impact Assessment, Environmental Management Plan, Risk Assessment & Disaster Management Plan for Natural Gas Distribution Pipeline Network with associated facilities from Ambadi Naka at Bhiwadi Taluka, Thane District to Village Virar, Taluka Vasai, District Palghar of Maharashtra State (i.e., called Virar Spur Line) including Spur lines at Nala Sopara, Vasai, Kharpada, Sativali covering total length approx. 58.345 km with Diameters 6"/8"/12"	2006	EIA carried out in Aug 2019 (Project under progress during current year)	Yes	Yes, Public hearing was held	Not Available
Environmental Impact Assessment, Environmental Management Plan, Risk Assessment & Disaster Management Plan for Dahanu Taluka Pipeline Network: For total length 60 Kms (Steel Pipeline: Length:45.77 kms & 8"/12" Diameters; Medium-density polyethylene (MDPE) Pipeline: Length 14.228 Kms with 125 MM, 90MM, 63 MM diameter) with associated facilities	2006	EIA carried out in Oct 2020 (Project under progress during current year)	Yes	Yes, Public hearing was held	Not Available



12. Is the entity compliant with the applicable environmental law/ regulations/ guidelines in India; such as the Water (Prevention and Control of Pollution) Act, Air (Prevention and Control of Pollution) Act, Environment protection act and rules thereunder (Y/N). If not, provide details of all such non-compliances, in the following format:				
Sr.No.	Specify the law / regulation / guidelines which was not complied with	Provide details of the non-compliance	Any fines / penalties / action taken by regulatory agencies such as pollution control boards or by courts	Corrective action taken, if any
Yes, GGL is compliant with the applicable environmental law/ regulations/ guidelines in India; such as the Water (Prevention and Control of Pollution) Act, Air (Prevention and Control of Pollution) Act. There are no such incidences of non-compliances with such Laws & Regulations reported during the current year.				
Leadership Indicators				
1. Provide break-up of the total energy consumed (in Joules or multiples) from renewable and non-renewable sources, in the following format:				
Parameter		FY 2022-23 Current Financial Year	FY 2021-22 Previous Financial Year	
From renewable sources				
Total electricity consumption (A)		6.46 GJ	9.95 GJ	
Total fuel consumption (B)		-	-	
Energy consumption through other sources (C)		-	-	
Total energy consumed from renewable sources (A+B+C)		6.46 GJ	9.95 GJ	
From non-renewable sources				
Total electricity consumption (D)		477,390.29 GJ	484,640.72 GJ	
Total fuel consumption (E)		47,837.91 GJ	43,100.70 GJ	
Energy consumption through other sources (F)				
Total energy consumed from non-renewable sources (D+E+F)		525,234.66 GJ	527,751.38 GJ	
Note: Indicate if any independent assessment/ evaluation/assurance has been carried out by an external agency? (Y/N) If yes, name of the external agency. No, such independent assessment/evaluation/assurance is carried out by an external agency.				
2. Provide the following details related to water discharged:				
Parameter		FY 2022-23 Current Financial Year	FY 2021-22 Previous Financial Year	
Water discharge by destination and level of treatment (in kilolitres)				
i) To Surface water - No treatment - With treatment – please specify level of treatment		Considering that water is not used in the processes, nor it is discharged as industrial effluent as a result of the process, GGL does not have a Zero Liquid Discharge system. GGL Offices, City Gas Station & Compressed Natural Gas Stations only produce residential wastewater, which is disposed through the municipal or district sewer system, a soak pit, or gardening. No treatment is necessary for such a kind of water discharge.		
(ii) To Groundwater - No treatment - With treatment – please specify level of treatment				
(iii) To Seawater - No treatment - With treatment – please specify level of treatment				
(iv) Sent to third-parties - No treatment - With treatment – please specify level of treatment				
(v) Others - No treatment - With treatment – please specify level of treatment				
Total water discharged (in kilolitres)				
Note: Indicate if any independent assessment/ evaluation/assurance has been carried out by an external agency? (Y/N) If yes, name of the external agency. No, such independent assessment/evaluation/assurance is carried out by an external agency.				

**3. Water withdrawal, consumption and discharge in areas of water stress (in kilolitres):**

For each facility / plant located in areas of water stress, provide the following information:

(i) Name of the area:

- Corporate office of Parimal, GSFC & Avdesh
- Offices, CNG & CGS stations of Dadra & Nagar Haveli (DNH), Gandhinagar, Kutch, Jalore, Sirohi, Ujjain, Dewas, Indore, Ratlam, Jhabua, Banswara, Dungarpur, Amritsar, Bathinda, Hoshiarpur, Gurdaspur, Sirsa, Fatehabad, Mansa, Ferozepur, Faridkot, Sri Muktsar Sahib.
- Warehouses in Silvassa, Gandhinagar, Amritsar, Bathinda, Sirsa, Ratlam, Sirohi.

(ii) Nature of operations: Corporate office, Site offices, CNG & CGD stations & Warehousing Operations

(iii) Water withdrawal, consumption and discharge in the following format: (in Kilolitres)

Parameter	FY 2022-23 Current Financial Year	FY 2021-22 Previous Financial Year
Water withdrawal by source (in kilolitres)		
(i) Surface water	-	-
(ii) Groundwater	6,774.63	4,947.72
(iii) Third party water	1,027.66	530.46
(iv) Seawater / desalinated water	-	-
(v) Others	-	-
Total volume of water withdrawal (in kilolitres)	7,802.29	5,478.18
Total volume of water consumption (in kilolitres)	7,802.29	5,478.18
Water intensity per rupee of turnover (Water consumed / turnover)	0.45 Kiloliter / INR Crore	0.33 Kiloliter / INR Crore
Water intensity (optional) – the relevant metric may be selected by the entity	-	-
Water discharge by destination and level of treatment (in kilolitres)		
i) Into Surface water - No treatment - With treatment – please specify level of treatment	Considering that water is not used in the processes, nor it is discharged as industrial effluent as a result of the process, GGL does not have a Zero Liquid Discharge system. GGL Offices, City Gas Station & Compressed Natural Gas Stations only produce residential wastewater, which is disposed through the municipal or district sewer system, a soak pit, or gardening. No treatment is necessary for such kind of water discharge.	
(ii) Into Groundwater - No treatment - With treatment – please specify level of treatment		
(iii) Into Seawater - No treatment - With treatment – please specify level of treatment		
(iv) Sent to third-parties - No treatment - With treatment – please specify level of treatment		
(v) Others - No treatment - With treatment – please specify level of treatment		
Total water discharged (in kilolitres)		

Note: Indicate if any independent assessment/ evaluation/assurance has been carried out by an external agency? (Y/N) If yes, name of the external agency.

No, such independent assessment/evaluation/assurance is carried out by an external agency.



4. Please provide details of total Scope 3 emissions & its intensity, in the following format:			
Parameter	Units	FY 2022-23 Current Financial Year	FY 2021-22 Previous Financial Year
Total Scope 3 emissions (Break-up of the GHG into CO ₂ , CH ₄ , N ₂ O, HFCs, PFCs, SF ₆ , NF ₃ , if available)	Metric tonnes	17,341.85	16,598.49
Total Scope 3 emissions per rupee of turnover	Metric tonnes per Crore rupees of turnover	1.00 MT / INR Crore	0.99 MT / INR Crore
Total Scope 3 emission intensity (optional) – the relevant metric may be selected by the entity		NA	NA
<p>For Scope 3: Source of emission factors are referred from GHG protocol.</p> <p>Note: Indicate if any independent assessment/ evaluation/assurance has been carried out by an external agency? (Y/N) If yes, name of the external agency.</p> <p>No, such independent assessment/evaluation/assurance is carried out by an external agency.</p>			
5. With respect to the ecologically sensitive areas reported at Question 10 of Essential Indicators above, provide details of significant direct & indirect impact of the entity on biodiversity in such areas along-with prevention and remediation activities.			
<p>Environmental Impact Assessment, Environmental Management Plan, Risk Assessment & Disaster Management Plan for Natural Gas Distribution pipeline network in UT of Dadra & Nagar Haveli, Virar Pipeline & Dahanu pipeline networks:</p> <p>There are no direct or indirect biological impacts of high significance rating related to GGL project, however direct or indirect biological impacts of moderate significance along with their prevention and remediation actions are explained below:</p> <ol style="list-style-type: none"> 1. Removal of vegetation along the pipeline ROU 2. Removal of orchards along the Pipeline ROU <p>Prevention & Remediation Activities related to Environmental Impact</p> <p>Proposed pipeline will be laid along the existing road RoW under Public Works Department authority and will not pass through any dense forest area which is conducive for the existence of significant wildlife in such an area. As far as possible, minimum numbers of trees will be cut while laying pipeline. Removing vegetation outside ROU will be strictly prohibited. 10 times the number of trees for every tree cut shall be planted in ROU as per guidelines the Ministry of Environment & Forests.</p>			
6. If the entity has undertaken any specific initiatives or used innovative technology or solutions to improve resource efficiency, or reduce impact due to emissions / effluent discharge / waste generated, please provide details of the same as well as outcome of such initiatives, as per the following format:			
Sr.No.	Initiative undertaken	Details of the initiative (Web-link, if any, may be provided along-with summary)	Outcome of the initiative
1.	All GGL hired MCV now run on CNG instead of Diesel	Approximately 700 CNG transportation vehicles (MCV) hired from contractors for transporting CNG from mother to daughter-DB stations. These were previously being run on Diesel and which are now being mandatorily run on less polluting fuel i.e. CNG	By implementing this initiative GGL has replaced more than 4000 Kilolitres of Diesel fuel with less polluting fuel CNG resulting in reduced SOX, NOX, PM, emissions and carbon emission as well.
2.	Procuring & Use of Gas based CNG compressor	Gas based CNG compressors are being procured instead of electricity run compressors which helps to establish CNG stations at locations with less or no electrical supply	This benefits the environment, as the emissions from operating these compressors are lesser compared to the emissions from correspondingly proportionate amounts of electricity generated using coal and other polluting agents.





3.	Setting up LNG/LCNG Stations	LNG/LCNG Station Liquefied Natural Gas (LNG) is a natural gas, predominantly methane (CH ₄) that has been liquefied for ease of storage and transportation. LNG is pressurized & re-gasified through ambient vaporizers for dispensing to customer vehicles as an automotive fuel and piped natural gas to domestic, commercial & industrial consumers on priority in areas far away from gas supply point of transportation pipeline.	<ul style="list-style-type: none"> Use of LNG/LCNG as a product reduces the electrical power consumption compared to use of variable inlet CNG compressors. Reduced power consumption is ~0.12 Kwh/Kg, which results in energy saving of ~2000 Kwh/Day considering sale of 16000 Kg/Day at operating LNG/LCNG Stations. With two (2) operational LCNG stations, the CNG transport through vehicles is reduced by approximately 3000 km/day at Thane GA helping reduce the number of trips of MCV and consequently the fuel consumption.
4.	Hydrogen Blending with Natural Gas for CGD:	GGL & NTPC signed an agreement and now commissioned the pilot project with 5% H ₂ blending in Natural Gas after due approval from the regulator. NTPC produces and supplies the required green Hydrogen which is blended with Natural Gas through Blending skid and GGL distributes this blended gas at the NTPC townships in Kawas, Hazira. GGL & NTPC teams carried out detailed testing by setting up a testing riser to ensure homogeneity of blended mixture. Further, GGL and NTPC will be presenting a proposal to the regulator for increasing H ₂ concentration in blended gas as per original plan.	Hydrogen is not a greenhouse gas (GHG), nor does it produce GHGs when burned, making it a potential substitute for reducing the carbon intensity or pollution of some energy or fuel applications. Hydrogen is relevant to GGL through its use as a fuel when blended with natural gas. GGL has a unique opportunity to leverage its integrated natural gas business to explore applications for hydrogen as part of its initiative to reduce GHG emissions.
5.	Electrical Vehicle Charging Facility at GGL CNG Station	As a part of a Pilot Project and to promote use of electric vehicles, GGL in collaboration with TPCL has set up electrical charging facilities at their operating COCO CNG Station at Kevadia location (near to Statue of Unity) in Narmada GA. The Installed charger having capacity of 50 KW fast Charging facility. The charger also supports AC and DC Fast Charging facilities.	This initiative will reinforce the Company's commitment towards sustainability and clean and efficient mobility.
<p>7. Does the entity have a business continuity and disaster management plan? Give details in 100 words/ web link.</p> <p>In accordance with the PNGRB ERDMP regulations, 2010, amended in 2020, GGL has created ERDMP documents for each of its operational geographic areas, which cover scenarios where undesirable events can be foreseen or suspected. This is carried out to make GGL ready to respond appropriately to any unforeseen and unintentional accidents. The PNGRB empaneled Third Party Agency has audited and certified these documents and GGL's Board of Directors has duly approved them. In accordance with the certification requirements specified by PNGRB, GGL conducted the certification audit of ERDMP for 8 Geographic Areas in FY 2022-23.</p>			
<p>8. Disclose any significant adverse impact to the environment, arising from the value chain of the entity. What mitigation or adaptation measures have been taken by the entity in this regard</p> <p>GGL is engaged in "Natural Gas" distribution to Domestic, Commercial, Industrial and Transport Consumers. Natural Gas being inherently a cleaner fuel is an environmental friendly fuel.</p> <p>GGL products do not have any major adverse environmental impacts, however GGL has identified and assessed Environmental aspects related to each of its significant business activities / processes – pipeline construction, maintenance, natural gas compression etc. Further, GGL has taken adequate mitigation measures to minimize residual risks to as low as reasonably practicable or acceptable levels.</p>			



<p>9. Percentage of value chain partners (by value of business done with such partners) that were assessed for environmental impacts.</p> <p>GGL has established SOP on Contractor Performance Assessment. The objective is to monitor the performance of Contractors / Service providers in terms of compliance with all applicable GGL policies, processes, standards, procedures, guidelines and other Contractual obligations related to Project/task delivery & HSE. Contractor's/Service provider's performance data are captured on a monthly basis as per CPAR (Contractor Performance Assessment Report) format.</p> <ul style="list-style-type: none"> • Business Performance – 70% Weightage • Contract Management – 5% Weightage • Quality Control – 5% Weightage • HSE Compliance – 10% Weightage • GGL Lifesaver Compliance – 5% Weightage • Key Performance – 5% Weightage
--

PRINCIPLE 7: Businesses, when engaging in influencing public and regulatory policy, should do so in a manner that is responsible and transparent

		<p>This principle guides that it is the organisation's duty to be transparent & responsible while being engaged in advocacy of any public policy.</p> <p>Being a government company GGL takes part in public policy advocacy and it ensures that its policy advocacy positions promote fair competition, business growth and respect for human rights.</p>
--	--	--

Essential Indicators

<p>1.</p> <p>a. Number of affiliations with trade and industry chambers/ associations.</p> <p>In FY 2022-23, GGL was part of 2 National trade and industry chambers/ associations which are given below.</p> <p>b. List the top 10 trade and industry chambers/ associations (determined based on the total members of such a body) the entity is a member of/ affiliated to.</p>	<table border="1"> <thead> <tr> <th>Sr.No.</th> <th>Name of the trade and industry chambers/ associations</th> <th>Reach of trade and industry chambers/ associations (State/National)</th> </tr> </thead> <tbody> <tr> <td>1.</td> <td>Association of CGD entities (ACE)</td> <td>National</td> </tr> <tr> <td>2.</td> <td>Confederation of Indian Industry (CII).</td> <td>National</td> </tr> </tbody> </table>	Sr.No.	Name of the trade and industry chambers/ associations	Reach of trade and industry chambers/ associations (State/National)	1.	Association of CGD entities (ACE)	National	2.	Confederation of Indian Industry (CII).	National
Sr.No.	Name of the trade and industry chambers/ associations	Reach of trade and industry chambers/ associations (State/National)								
1.	Association of CGD entities (ACE)	National								
2.	Confederation of Indian Industry (CII).	National								
<p>2.</p> <p>Provide details of corrective action taken or underway on any issues related to anti-competitive conduct by the entity, based on adverse orders from regulatory authorities.</p>	<table border="1"> <thead> <tr> <th>Name of authority</th> <th>Brief of the case</th> <th>Corrective action taken</th> </tr> </thead> <tbody> <tr> <td colspan="3">There have been no incidents of anti-competitive conduct, accordingly there are no issues that required corrective actions.</td> </tr> </tbody> </table>	Name of authority	Brief of the case	Corrective action taken	There have been no incidents of anti-competitive conduct, accordingly there are no issues that required corrective actions.					
Name of authority	Brief of the case	Corrective action taken								
There have been no incidents of anti-competitive conduct, accordingly there are no issues that required corrective actions.										



Leadership Indicators					
Provide details of public policy positions advocated by the entity					
Sr.No.	Public policy advocated	Method resorted for such advocacy	Whether information available in public domain?	Frequency of Review by Board (Annually/ Half yearly/ Quarterly / Others – please specify)	Web Link, if available
1.	Advocacy on MoPNG guidelines for Domestic gas allocation	Meeting/Open Forum/Email	No	NA	-
2	(Determination of Natural Gas Pipeline Tariff) Amendment Regulations, 2023 and Computation of Unified Tariff (UFT) – PNGRB	Meeting/Open Forum/Email	No	NA	-
3	Advocacy on Kirit Parikh committee recommendation on Domestic gas pricing mechanism	Meeting/Open Forum/Email	No	NA	-
4	(Technical Standards and Specifications including Safety Standards for dispensing of Automotive Fuels) Amendment Regulations, 2023.	Meeting/Open Forum/Email	Yes	NA	https://pngrb.gov.in/eng-web/public_notice.html
5	(Authorizing Entities to Lay, Build, Operate or Expand City or Local Natural Gas Distribution Networks) Amendment Regulations, 2023".	Meeting/Open Forum/Email	Yes	NA	https://pngrb.gov.in/eng-web/public_notice.html
6	Draft (Hydrogen Blending with Natural gas) Guidelines, 2022.	Meeting/Open Forum/Email	No	NA	-
7	Draft revision - OISD-STD-226 (Cross Country Natural Gas Pipelines and City Gas Distribution Networks)	Meeting/Open Forum/Email	No	NA	-
8	Draft guideline on CBG injection	Meeting/Open Forum/Email	No	NA	-
9	Advocacy to MoPNG for amendments proposed in PNGRB Act	Meeting/Open Forum/Email	No	NA	-
10	Force Majeure extension on account of Covid pandemic for achievement of MWP targets in various CGD license areas	Meeting/Open Forum/Email	No	NA	-

PRINCIPLE 8: Businesses should promote inclusive growth and equitable development



Section 135 of The Companies Act, 2013, on corporate social responsibility which asks for a specific attention on disadvantaged, vulnerable and marginalized populations, serves as the foundation for this Principle.

GGL tries to address the imbalance generated by unequal distribution of economic resources in society.



Essential Indicators						
1. Details of Social Impact Assessments (SIA) of projects undertaken by the entity based on applicable laws, in the current financial year.						
Name and brief details of project	SIA Notification No.	Date of notification	Whether conducted by independent external agency (Yes / No)	Results communicated in public domain (Yes/No)	Relevant Web link	
1. Social Economic Impact assessment has been carried out for projects in ecological and social sensitive areas under Environmental Impact Assessment, Environmental Management Plan, Risk Assessment & Disaster Management Plan for Natural Gas Distribution pipeline network in UT of Dadra & Nagar Haveli i.e.: i. Dapada-Khanvel connectivity - 13.65 kms; ii. Khanvel- Kherdi connectivity - 7.29 kms; iii. Surangi-Kherdi connectivity- 5.8 kms	NA	NA	Yes	No	-----	
2. Natural Gas Distribution pipeline Network with associated facilities from Ambadi Naka at Bhiwadi Taluka, Thane District to Village Virar, Taluka Vasai, District Palghar of Maharashtra State (i.e. called Virar Spur Line) including Spur lines at Nala Sopara, Vasai, Kharpada, Sativali covering total length approx. 58.345 km with Diameters 6"/8"/12"	NA	NA	Yes	No	-	
3. Dahanu Taluka Pipeline Network: For total length of 60 Kms (Steel Pipeline: Length: 45.77 kms & 8"/12" Diameter; MDPE Pipeline: Length 14.228 Kms with 125 MM, 90MM, 63 MM diameter) with associated facilities.	NA	NA	Yes	No	-	
4. Dhanvantri Covid Hospital – A Government of Gujarat Initiative	NA	NA	Yes	Yes	https://www.gujaratgas.com/projects-report-on-csr-activities/	
5. Purchase and deployment of PSA Oxygen Plants in Gujarat in GMERS operated Government Hospitals	NA	NA	Yes	Yes		
6. Gas supply to Crematoriums in GGL's operating areas	NA	NA	Yes	Yes		
2. Provide information on project(s) for which ongoing Rehabilitation and Resettlement (R&R) is being undertaken by your entity, in the following format:						
Sr.No.	Name of Project for which R&R is ongoing	State	District	No. of Project Affected Families (PAFs)	No. of Project Affected Families (PAFs)	Amounts paid to PAFs in the FY (In INR)
Not applicable, GGL does not have any projects that involve Rehabilitation and Resettlement (R&R).						



<p>3. Describe the mechanisms to receive and redress grievances of the community.</p> <p>Community stakeholders may use any of the available channels of communication to raise grievances. As a company that values social responsibility, GGL has been engaged with various CSR initiatives that benefit the communities. These initiatives have covered a broad range of areas, including health, education, women's empowerment, the development of vocational skills, environmental protection and hygiene. To keep a careful eye on any complaints and, if necessary, resolve them, GGL makes sure that its projects are regularly monitored, evaluated and impact assessments would be carried out as per regulatory requirements.</p>											
<p>4. Percentage of input material (inputs to total inputs by value) sourced from suppliers:</p> <table border="1"> <thead> <tr> <th></th> <th>FY 2022-23</th> <th>FY 2021-22</th> </tr> </thead> <tbody> <tr> <td>Directly sourced from MSMEs/ small producers</td> <td>49%</td> <td>47%</td> </tr> <tr> <td>Sourced directly from within the district and neighboring districts</td> <td>-</td> <td>-</td> </tr> </tbody> </table>				FY 2022-23	FY 2021-22	Directly sourced from MSMEs/ small producers	49%	47%	Sourced directly from within the district and neighboring districts	-	-
	FY 2022-23	FY 2021-22									
Directly sourced from MSMEs/ small producers	49%	47%									
Sourced directly from within the district and neighboring districts	-	-									

Leadership Indicators

<p>1. Provide details of actions taken to mitigate any negative social impacts identified in the Social Impact Assessments (Reference: Question 1 of Essential Indicators above):</p>	
Details of negative social impact identified	Corrective Action taken
<p>Natural Gas Distribution pipeline network in UT of Dadra & Nagar Haveli i.e.:</p> <ol style="list-style-type: none"> Dapada-Khanvel connectivity - 13.65 kms; Khanvel- Kherdi connectivity - 7.29 kms; Surangi-Kherdi connectivity- 5.8 kms <p>The following are the direct or indirect social economic impacts of high and moderate significance, as well as the prevention and remediation actions:</p> <p>A. Economic implication of loss of seasonal crops & plantations along pipeline ROU</p> <p>B. Limited Human habitation effected since no major habitation to exist within 50m of the ROU.</p>	<ul style="list-style-type: none"> Caution exercised to prevent disrupting existing infrastructure along the pipeline path, such as telephone and electricity cables, water pipes, etc. Payment for compensation acquisition of land for laying the pipeline as per Petroleum & Minerals Pipeline Act, 1962 (Right of User in Land).
<p>Virar Spur Line including Spur lines at Nala Sopara, Vasai, Kharpada, Sativali covering total length approx. 58.345 km with Diameters 6"/8"/12"</p> <p>Direct or Indirect Social Economic impacts of high & moderate significance as well as their prevention and remediation actions as below:</p> <p>A. Economic implication of loss of seasonal crops & plantations which is close to pipeline ROU</p> <p>B. Limited Human habitation effected since no major habitation to exist within 50m of the ROU</p>	<p>GGL will contribute a minimum of 1% of the estimated cost (Rs.65 lacs) to the public's socioeconomic development. These activities consist of:</p> <ul style="list-style-type: none"> First aid facilities and firefighting equipment in village schools Drinking water facilities at villages in project area Providing toilets in villages - Swachh Bharat abhiyan Health checkup camp in schools/ villages Community plantation.
<p>Dahanu Taluka Pipeline Network: For total length 60 Kms (Steel Pipeline: Length:45.77 kms & 8"/12" Dia; MDPE Pipeline: Length 14.228 Kms with 125 MM, 90MM, 63 MM dia) with associated facilities</p> <p>Direct or Indirect Social Economic impacts of high & moderate significance along with their prevention and remediation actions as below:</p> <ol style="list-style-type: none"> Economic implication of loss of seasonal crops and plantations along pipeline ROU Limited Human habitation effected since no major habitation to exist within 50m of the ROU 	<p>GGL will contribute a minimum of 1% of the proposed cost to the public's socioeconomic development. These activities consist of:</p> <ul style="list-style-type: none"> Renovations to schools include the installation of solar lighting, RO water and environment friendly LED bulbs, First aid facilities, Improvements to restroom amenities Health checkup camps at 7 villages in Dahanu taluka of Palghar district (Estimated budget - 10 lacs) Community plantation in the school campus and public places of villages (Estimated budget - 10 lacs)



2. Provide the following information on CSR projects undertaken by your entity in designated aspirational districts as identified by government bodies:				
Sr.No.	State	Aspirational District	Amount Spent (in Rs)	
1	Gujarat	In Narmada District: GGL operated a mobile health screening van from August 2019 until July 2022. It offered medical services for preventative health care at a total project cost of Rs. 1.74 Cr., including recurring expenses. The project provided benefits to 26,401 patients.	Rs. 1.98 lakhs (F.Y. 22-23) + Rs. 7.64 lakhs (FY 2021 -22)	
		In Narmada District: GGL offers a free pipeline gas connection and free gas supply to a district administration that operates kitchens which serve free meals to the underprivileged, orphans and individuals in need. These Kitchens are helping feed approximately 150 people a day.	Rs. 0.85 lakhs (F.Y. 22-23) + Rs. 1 lakhs (FY 2021 -22)	
		In Narmada District: GGL management has approved free gas distribution to Crematoriums in the district.	Rs 645.22 Lakh in FY 2022-23 Rs. 605 Lakh in FY 2021 -22	
2		In Dahod District: GGL management has approved free gas distribution to Crematoriums in the district.	Gas supply to crematoriums in operational areas of Gujarat Gas	
3. (a) Do you have a preferential procurement policy where you give preference to purchase from suppliers comprising marginalized /vulnerable groups? (Yes/No). GGL being a Government Company is required to follow transparent and competitive bidding process for selecting the vendors and hence, no preference can be given to suppliers comprising marginalized /vulnerable groups. (b) From which marginalized /vulnerable groups do you procure? Not applicable, as GGL procures goods based on the vendor selection policy through tenders. (c) What percentage of total procurement (by value) does it constitute? Not Applicable, as stated in 3(a) and 3(b) above.				
4. Details of the benefits derived and shared from the intellectual properties owned or acquired by your entity (in the current financial year), based on traditional knowledge:				
Sr.No.	Intellectual Property based on traditional Knowledge	Owned/ Acquired (Yes/No)	Benefit shared (Yes/ No)	Basis of calculating benefit share
1.	Trademarks	Owned	No	NA
5. Details of corrective actions taken or underway, based on any adverse order in intellectual property related disputes wherein usage of traditional knowledge is involved.				
Name of authority		Brief of the case	Corrective action taken	
		There were no such disputes during the year 2022-23.		



6. Details of beneficiaries of CSR Projects:			
Sr.No.	CSR Project	No. of persons benefited from CSR Projects *	% of beneficiaries from vulnerable and marginalized groups
1	Gas Distribution to Crematoriums: Gas supply to crematoriums across operational areas of Gujarat Gas across different districts of Gujarat. (Rs. 645.22 lakh in FY 2022 -23)	Benefiting the environment and community at large.	Benefits to the Community as a whole. GGL is unable to specifically quantify the benefits.
2	One Gujarat One Dialysis Programme - purchase of 90 dialysis machines for 30 Taluka level centers in Gujarat (Rs. 648 lakh. in FY 2022 -23)	6380 nos. of persons benefitted from Mid Oct. 2022 – March 2023	Benefits to the Community as a whole.
3	Robotic Surgery Systems for Cardio Thoracic and Vascular Surgery - for performing robotic assisted minimal invasive complex cardiac surgery (Rs. 600 lakh. in FY 2022 – 23)	Benefitting the community at large	Benefits to the Community as a whole.
4	Paperless ICU Set up - paperless (digitalization) ICU set up of total 38 beds (Rs. 11.35 lakh in FY 2022 – 23)	Benefitting the community at large	Benefits to the Community as a whole.
5	Nodhara No Aadhar Project - Gas connection & gas supply for Nodhara No Aadhar Project run by Narmada District Administration (Rs. 0.85 lakh in FY 2022 -23)	Benefitting the community at large	Benefits to the Community as a whole.
6	Mobile Health Screening Van - Reimbursement of operational expenses of health screening van operating in Narmada District (Rs. 1.98 lakh in FY 2022 -23)	Benefitting the community at large	Benefits to the Community as a whole.
7	Learning by Doing - An experiment based learning programme in science and math at 10 government schools in rural areas of Morbi (Rs. 12 lakh in FY 2022 – 23)	Benefitting the community at large	Benefits to the Community as a whole.

* No breakup of marginalised & vulnerable communities is available at present.

PRINCIPLE 9: Businesses should engage with and provide value to their consumers in a responsible manner



This Principle relates to the concept that the primary objective of a business is to create wealth by delivering high-quality goods or providing services to the customer base and keeping them satisfied. GGL understands its responsibility to cater the needs of its customers by delivering its product & services in the best possible manner. GGL has a system in place for engaging with the customers for raising its concerns and providing feedbacks and suggestions.

Essential Indicators

1. Describe the mechanisms in place to receive and respond to consumer complaints and feedback.

Gujarat Gas consumers (PNG and CNG) can use several communication modes to register their grievances or complaints and provide suggestions concerning services provided by GGL in the areas of its operations. Consumers are offered a multichannel experience for submitting complaints or sharing feedback such as Customer Care Centers, Centralized Customer Call Centers, walk-in centers at each geographical area, website, the mobile application, e-mails, Government portals such as Integrated Grievance Redressal Mechanism (INGRAM), Centralized Public Grievance Redress and Monitoring System (CPGRAM), State Wide Attention on Grievances through Application of Technology (SWAGAT) and Social Media handles (Twitter, Facebook etc.).

The team responds and resolves the issue in accordance with the company's SOP(s), guidelines and complaint resolution process to ensure that the consumers' grievances are being resolved and their feedback or suggestions are being considered as appropriate.



2. Turnover of products and/ services as a percentage of turnover from all products/service that carry information about:						
				As a percentage to total turnover		
Environmental and social parameters relevant to the product				100%		
Safe and responsible usage				100%		
Recycling and/or safe disposal				Not applicable, considering the nature of the Company's operations.		
3. Number of consumer complaints in respect of the following:						
	FY 2022-23 Current Financial Year			FY 2021-22 Previous Financial Year		
	Received during the year	Pending resolution at end of year	Remarks	Received during the year	Pending resolution at end of year	Remarks
Data privacy	-	-	Nil	-	-	Nil
Advertising	-	-	Nil	-	-	Nil
Cyber-security	2	-	Complaint received for fake website created by scammers	-	-	Nil
Delivery of essential services	-	-	Nil	-	-	Nil
Restrictive Trade Practices	-	-	Nil	-	-	Nil
Unfair Trade Practices	-	-	Nil	-	-	Nil
Other (Consumer Complaints)	161,223	8,239	Complaints include issues like delay in gas connection, improper billing, wrong meter reading etc.	154,780	564	Complaints include issues like delay in gas connection, improper billing, wrong meter reading etc.
4. Details of instances of product recalls on account of safety issues:						
		Number	Reasons for recall			
Voluntary recalls		GGL distributes gas through pipelines, accordingly product recall disclosure is not applicable.				
Forced recalls						
5. Does the entity have a framework/ policy on cyber security and risks related to data privacy? (Yes/No) If available, provide a web-link of the policy.						
Yes, GGL has a policy on Information Security which is in accordance with our objective to establish and enhance our preparedness for cyber security and reducing our exposure to information security related risks.						
Link to policy : https://www.gujaratgas.com/corporate-governance/brsrpolicies/						
6. Provide details of any corrective actions taken or underway on issues relating to advertising and delivery of essential services; cyber security and data privacy of Consumers; re-occurrence of instances of product recalls; penalty / action taken by regulatory authorities on safety of products / services.						
GGL has started displaying warning Pop-Ups on its website in an effort to raise customer awareness and protect consumers from fake websites and payment links from the scammers.						
GGL has also bought similar domain names to avoid creation of fake look-alike websites by scammers.						



Leadership Indicators	
1. Channels / platforms where information on products and services of the entity can be accessed (provide web link, if available).	GGLWebsite: https://www.gujaratgas.com
2. Steps taken to inform and educate consumers about safe and responsible usage of products and/or services.	<p>GGL educates Consumers on proper and safe PNG handling. Customer awareness is done continuously from first interaction with Direct Marketing Agent (DMA), registration, conversion and thereafter through awareness sessions, Welcome mail, SMS updates, radio spots, Customer Service/Fire & Safety Camps, leaflet distribution and digital marketing.</p> <p>To inform Consumers about safe and responsible usage GGL distributes pamphlets at CNG stations, including installation of banners and hoardings at such stations.</p> <p>GGL endeavours to inform prospective and existing consumers about safe usage of products that it delivers to consumers. A variety of safety awareness programs, campaigns, leaflet distribution and digital marketing activities are carried out. For Industrial units, guidelines are in place for safe installations within the customer premise and customers have to submit certificates from PNGRB approved vendors for safety. Emergency numbers are displayed at all the gas installations of all customers.</p> <p>During the current year FY 2022-23, more than 600 direct safety awareness sessions were held by GGL staff members for existing and new consumers, villages, societies, schools and the general public</p>
3. Mechanisms in place to inform consumers of any risk of disruption/discontinuation of essential services.	Yes, GGL informs its end consumers in case of any supply disruption, through messages to the impacted consumers.
4. Does the entity display product information on the product over and above what is mandated as per local laws? (Yes/No/Not Applicable) If yes, provide details in brief. Did your entity carry out any survey with regard to consumer satisfaction relating to the major products / services of the entity, significant locations of operation of the entity or the entity as a whole? (Yes/No)	Yes, GGL displays product information in accordance with Petroleum & Natural Gas Regulatory Board guidelines. Additionally, during the Diwali festival, safety advisories are printed in all local newspapers. Every year, an independent agency conducts a customer satisfaction study for all GGL's operating territories.
5. Provide the following information relating to data breaches:	
(a) Number of instances of data breaches along-with impact	<p>The Company had not noted any known security incidents in FY 2022-23 that led to data breaches of any of the stakeholders.</p> <p>The Information Security & data privacy policy is robust. GGL takes data privacy risks and concerns into account at every stage of our business operations.</p>
(b) Percentage of data breaches involving personally identifiable information of Consumers	<p>No such incidences of data breach have been identified which involved the disclosure of stakeholder information.</p> <p>GGL, manages customer personal data with utmost care and security. We also ensure that the data is processed only for the specific & legitimate business objectives.</p>

For, Gujarat Gas Limited
Milind Torawane, IAS
Managing Director

Date: 18th July, 2023

Place: Gandhinagar



Standalone Financial Statements

**REPORT OF THE COMPTROLLER AND AUDITOR GENERAL OF INDIA****COMMENTS OF THE COMPTROLLER AND AUDITOR GENERAL OF INDIA UNDER SECTION 143(6)(b) OF THE COMPANIES ACT, 2013 ON THE STANDALONE FINANCIAL STATEMENTS OF GUJARAT GAS LIMITED FOR THE YEAR ENDED 31 MARCH 2023**

The preparation of standalone financial statements of **Gujarat Gas Limited** for the year ended 31 March 2023 in accordance with the financial reporting framework prescribed under the Companies Act, 2013 (Act) is the responsibility of the Management of the Company. The Statutory Auditors appointed by the Comptroller and Auditor General of India under Section 139(5) of the Act are responsible for expressing opinion on the financial statements under Section 143 of the Act based on independent audit in accordance with the standards on auditing prescribed under Section 143(10) of the Act. This is stated to have been done by them vide their Audit Report dated 10 May 2023.

I, on behalf of the Comptroller and Auditor General of India, have conducted a supplementary audit of the standalone financial statements of Gujarat Gas Limited for the year ended 31 March 2023 under Section 143(6)(a) of the Act. This supplementary audit has been carried out independently without access to the working papers of the Statutory Auditors and is limited primarily to inquiries of the Statutory Auditors and Company personnel and a selective examination of some of the accounting records.

On the basis of my supplementary audit nothing significant has come to my knowledge which would give rise to any comment upon or supplement to Statutory Auditors' report under Section 143(6)(b) of the Act.

**For and on behalf of the
Comptroller and Auditor General of India**

**(Vijay N. Kothari)
Accountant General (Audit-II), Gujarat**

**Place: Ahmedabad
Date: 10-07-2023**



INDEPENDENT AUDITOR'S REPORT ON STANDALONE FINANCIAL STATEMENTS

To

The Members of Gujarat Gas Limited

Report on the Audit of the Standalone Financial Statements

Opinion

We have audited the accompanying Standalone Financial Statements of **Gujarat Gas Limited** ("the Company"), which comprise the Balance Sheet as at March 31, 2023, the Statement of Profit and Loss (including Other Comprehensive Income), the Statement of Changes in Equity and the Statement of Cash Flows for the year ended on that date, and notes to the Standalone Financial Statements, including a summary of the significant accounting policies and other explanatory information (herein after referred to as "the Standalone Financial Statements").

In our opinion and to the best of our information and according to the explanations given to us, the aforesaid Standalone Financial Statements give the information required by the Companies Act, 2013 (hereinafter referred to as "the Act") in the manner so required and give a true and fair view in conformity with the Indian Accounting Standards prescribed under section 133 of the Act read with the Companies (Indian Accounting Standards) Rules, 2015 as amended, (hereinafter referred to as "Ind AS") and other accounting principles generally accepted in India, of the state of affairs of the Company as at March 31, 2023, and its profit, total comprehensive income, changes in equity and its cash flows for the year ended on that date.

Basis for Opinion

We conducted our audit of the Standalone Financial Statements in accordance with the Standards on Auditing (hereinafter referred to as "SAs") specified under section 143(10) of the Act. Our responsibilities under those Standards are further described in the Auditor's Responsibilities for the Audit of the Standalone Financial Statements section of our report. We are independent of the Company in accordance with the Code of Ethics issued by the Institute of Chartered Accountants of India (hereinafter referred to as "ICAI") together with the ethical requirements that are relevant to our audit of the Standalone Financial Statements under the provisions of the Act and the Rules made thereunder, and we have fulfilled our other ethical responsibilities in accordance with these requirements and the ICAI's Code of Ethics. We believe that the audit evidence we have obtained is sufficient and appropriate to provide a basis for our audit opinion on the Standalone Financial Statements.

Key Audit Matters

Key audit matters are those matters that, in our professional judgment, were of most significance in our audit of the Standalone Financial Statements of the current period. These matters were addressed in the context of our audit of the Standalone Financial Statements as a whole, and in forming our opinion thereon, and we do not provide a separate opinion on these matters. We have determined the matters described below to be the key audit matters to be communicated in our report.

**INDEPENDENT AUDITOR'S REPORT ON STANDALONE FINANCIAL STATEMENTS**

Sr. No.	Key Audit Matter	Auditor's Response
1	<p>Revenue recognition</p> <p>The Company is in the business of distribution of natural gas. The Company has major types of customers such as industrial, oil marketing companies, commercial, non-commercial, domestic and CNG.</p> <p>Revenue from sale of natural gas is considered as key audit matter as there is a risk of accuracy of recognition and measurement of gas sales in the Standalone Financial Statements considering following aspects:</p> <ul style="list-style-type: none"> - Different pricing structure for different types of customers and frequency of price change - Voluminous number of customers - Capturing Gas Consumption data in billing - Estimating unbilled revenue at the year-end - Extensive use of SAP and other IT systems for managing the billing operation 	<p>Principal audit procedure:</p> <p>Our approach was a combination of test of internal controls, analytical and substantive procedures which included the following:</p> <ul style="list-style-type: none"> - Evaluated the design of internal control - For evaluation of operative effectiveness of internal control: <ul style="list-style-type: none"> ● Verified samples of gas sales invoices with relevant agreements executed with the customers, accuracy of pricing, consumption quantity, tax amount of invoices of major types of customers. ● Visited site to understand actual operations - Performed analytical procedures to verify number of bills generated during the year for each major type of customers as per their respective billing cycle - On sample basis, verified: <ul style="list-style-type: none"> ● Up-dation of Daily Contracted Quantity of gas of Industrial customers in the billing system. ● Up-dation of prices of gas for all major types of customers in the billing system. ● Sales invoices - Verified subsequent realisation of invoices generated for the month of March 2023. - Evaluated the appropriateness of accounting policies, related disclosure made and overall presentation in the Standalone Financial Statements in terms of Ind AS 115.
2	<p>Contingent Liabilities</p> <p>Contingent Liabilities are for ongoing litigations and claims with various authorities and third parties. These relate to direct tax, indirect tax, claims and legal proceedings.</p> <p>Contingent liabilities are considered as key audit matters as the amount involved is significant and it also involves significant management judgement to determine possible outcome and future cash outflows of these disputes.</p>	<p>Principal audit procedure:</p> <ul style="list-style-type: none"> - Obtained details of disputed claims as on March 31, 2023 from the management. - Discussed with the management about the significant judgment considered in determining possible outcome and future cash outflows of these disputes. - Verified relevant documents related to disputes. - Evaluated the appropriateness of accounting policies, related disclosure made and overall presentation in the Standalone Financial Statements in terms of Ind AS 37.



INDEPENDENT AUDITOR'S REPORT ON STANDALONE FINANCIAL STATEMENTS

Information Other than the Standalone Financial Statements and Auditor's Report Thereon

The Company's Board of Directors is responsible for the preparation of the other information. The other information comprises the information included in the Management Discussion and Analysis, Board's Report including Annexures to Board's Report, Business Responsibility and Sustainability Report, Corporate Governance and Shareholder's Information, but does not include the Standalone Financial Statements and our auditor's report thereon.

Our opinion on the Standalone Financial Statements does not cover the other information and we do not express any form of assurance conclusion thereon.

In connection with our audit of the Standalone Financial Statements, our responsibility is to read the other information and, in doing so, consider whether the other information is materially inconsistent with the Standalone Financial Statements, or our knowledge obtained during the course of our audit or otherwise appears to be materially misstated.

If, based on the work we have performed, we conclude that there is a material misstatement of this other information, we are required to report that fact. We have nothing to report in this regard.

When we read the Final Annual report, if we conclude that there is a material misstatement therein, we are required to communicate the matter to those charged with governance and take necessary actions as per applicable laws and regulations.

Management's Responsibility for the Standalone Financial Statements

The Company's Board of Directors is responsible for the matters stated in section 134(5) of the Act with respect to the preparation of these Standalone Financial Statements that give a true and fair view of the financial position, financial performance, total comprehensive income, changes in equity and cash flows of the Company in accordance with the Ind AS and other accounting principles generally accepted in India. This responsibility also includes maintenance of adequate accounting records in accordance with the provisions of the Act for safeguarding the assets of the Company and for preventing and detecting frauds and other irregularities; selection and application of appropriate accounting policies; making judgments and estimates that are reasonable and prudent; and design, implementation and maintenance of adequate internal financial controls, that were operating effectively for ensuring the accuracy and completeness of the accounting records, relevant to the preparation and presentation of the Standalone Financial Statements that give a true and fair view and are free from material misstatement, whether due to fraud or error.

In preparing the Standalone Financial Statements, management is responsible for assessing the Company's ability to continue as a going concern, disclosing, as applicable, matters related to going concern and using the going concern basis of accounting unless management either intends to liquidate the Company or to cease operations, or has no realistic alternative but to do so.

The Board of Directors are responsible for overseeing the Company's financial reporting process.

Auditor's Responsibilities for the Audit of the Standalone Financial Statements

Our objectives are to obtain reasonable assurance about whether the Standalone Financial Statements as a whole are free from material misstatement, whether due to fraud or error, and to issue an auditor's report that includes our opinion. Reasonable assurance is a high level of assurance but is not a guarantee that an audit conducted in accordance with SAs will always detect a material misstatement when it exists. Misstatements can arise from fraud or error and are considered material if, individually or in the aggregate, they could reasonably be expected to influence the economic decisions of users taken on the basis of these Standalone Financial Statements.

As part of an audit in accordance with SAs, we exercise professional judgment and maintain professional skepticism throughout the audit. We also:

- Identify and assess the risks of material misstatement of the Standalone Financial Statements, whether due to fraud or error, design and perform audit procedures responsive to those risks, and obtain audit evidence that is sufficient and appropriate to provide a basis for our opinion. The risk of not detecting a material misstatement resulting from fraud is higher than for one resulting from error, as fraud may involve collusion, forgery, intentional omissions, misrepresentations, or the override of internal control.
- Obtain an understanding of internal financial controls relevant to the audit in order to design audit procedures that are appropriate in the circumstances. Under section 143(3)(i) of the Act, we are also responsible for expressing our opinion on whether the Company has adequate internal financial controls system in place and the operating effectiveness of such controls.



INDEPENDENT AUDITOR'S REPORT ON STANDALONE FINANCIAL STATEMENTS

- Evaluate the appropriateness of accounting policies used and the reasonableness of accounting estimates and related disclosures made by management.
- Conclude on the appropriateness of management's use of the going concern basis of accounting and, based on the audit evidence obtained, whether a material uncertainty exists related to events or conditions that may cast significant doubt on the Company's ability to continue as a going concern. If we conclude that a material uncertainty exists, we are required to draw attention in our auditor's report to the related disclosures in the Standalone Financial Statements or, if such disclosures are inadequate, to modify our opinion. Our conclusions are based on the audit evidence obtained up to the date of our auditor's report. However, future events or conditions may cause the Company to cease to continue as a going concern.
- Evaluate the overall presentation, structure and content of standalone the financial statements, including the disclosures, and whether the Standalone Financial Statements represent the underlying transactions and events in a manner that achieves fair presentation.

We communicate with those charged with governance regarding, among other matters, the planned scope and timing of the audit and significant audit findings, including any significant deficiencies in internal control that we identify during our audit.

We also provide those charged with governance with a statement that we have complied with relevant ethical requirements regarding independence, and to communicate with them all relationships and other matters that may reasonably be thought to bear on our independence, and where applicable, related safeguards.

From the matters communicated with those charged with governance, we determine those matters that were of most significance in the audit of the Standalone Financial Statements of the current period and are therefore the key audit matters. We describe these matters in our auditor's report unless law or regulation precludes public disclosure about the matter or when, in extremely rare circumstances, we determine that a matter should not be communicated in our report because the adverse consequences of doing so would reasonably be expected to outweigh the public interest benefits of such communication.

Report on Other Legal and Regulatory Requirements

1. As required by Section 143(3) of the Act, based on our audit we report that:
 - a) We have sought and obtained all the information and explanations which to the best of our knowledge and belief were necessary for the purposes of our audit.
 - b) In our opinion, proper books of account as required by law have been kept by the Company so far as it appears from our examination of those books.
 - c) The Balance Sheet, the Statement of Profit and Loss including Other Comprehensive Income, Statement of Changes in Equity and the Statement of Cash Flows dealt with by this Report are in agreement with the books of account.
 - d) In our opinion, the aforesaid Standalone Financial Statements comply with the Ind AS specified under Section 133 of the Act.
 - e) As the company is a Government Company, in terms of notification no. G.S.R. 463(E) dated 5th June 2015, issued by the Ministry of Corporate Affairs, the sub-section (2) of section 164 of the Act is not applicable to the company.
 - f) With respect to the adequacy of internal financial control over financial reporting of the company and the operating effectiveness of such controls, refer to our separate Report in "**Annexure – A**". Our report expresses an unmodified opinion on the adequacy and operating effectiveness of the Company's internal financial control over financial reporting.
 - g) As the company is a Government Company, in terms of notification no. G.S.R. 463(E) dated 5th June 2015, issued by the Ministry of Corporate Affairs, the sub-section (16) of section 197 of the Act is not applicable to the company.
 - h) With respect to the other matters to be included in the Auditor's Report in accordance with Rule 11 of the Companies (Audit and Auditors) Rules, 2014, as amended in our opinion and to the best of our information and according to the explanations given to us:



INDEPENDENT AUDITOR'S REPORT ON STANDALONE FINANCIAL STATEMENTS

- i. The Company has disclosed the impact of pending litigations on its financial position in its standalone financial statements – Refer Note 43 to the standalone financial statements.
 - ii. The Company did not have any long-term contracts including derivative contracts for which there were any material foreseeable losses.
 - iii. There has been no delay in transferring amounts, required to be transferred, to the Investor Education and Protection Fund by the Company.
 - iv. (a) The management has represented that, to the best of its knowledge and belief, no funds (which are material either individually or in the aggregate) have been advanced or loaned or invested (either from borrowed funds or share premium or any other sources or kind of funds) by the company to or in any other person or entity, including foreign entity ("Intermediaries"), which the understanding, whether recorded in writing or otherwise, that the Intermediary shall, whether, directly or indirectly lend or invest in other persons or entities identified in any manner whatsoever by or on behalf of the company ("Ultimate Beneficiaries") or provide any guarantee, security or the like on behalf of the Ultimate Beneficiaries;
(b) The Management has represented, that, to the best of its knowledge and belief, no funds (which are material either individually or in the aggregate) have been received by the Company from any person or entity, including foreign entity ("Funding Parties"), with the understanding, whether recorded in writing or otherwise, that the Company shall, whether, directly or indirectly, lend or invest in other persons or entities identified in any manner whatsoever by or on behalf of the Funding Party ("Ultimate Beneficiaries") or provide any guarantee, security or the like on behalf of the Ultimate Beneficiaries;
(c) Based on the audit procedures that have been considered reasonable and appropriate in the circumstances, nothing has come to our notice that has caused us to believe that the representations under sub-clause (i) and (ii) of Rule 11(e), as provided under (a) and (b) above, contain any material misstatement.
 - v. (a) The final dividend proposed in the previous year, declared and paid by the Company during the year is in accordance with Section 123 of the Act, as applicable.
(b) The Board of Directors of the Company have proposed final dividend for the year which is subject to the approval of the members at the ensuing Annual General Meeting. The amount of dividend proposed is in accordance with section 123 of the Act, as applicable.
 - vi. Proviso to Rule 3(1) of the Companies (Accounts) Rules, 2014 for maintaining books of account using accounting software which has a feature of recording audit trail (edit log) facility is applicable to the Company with effect from April 1, 2023, and accordingly, reporting under Rule 11(g) of Companies (Audit and Auditors) Rules, 2014 is not applicable for the financial year ended March 31, 2023.
2. As required by the Companies (Auditor's Report) Order, 2020 ("the Order") issued by the Central Government of India in terms of sub-section (11) of section 143 of the Act, we give in the "**Annexure – B**", a statement on the matters specified in the paragraph 3 and 4 of the order.
 3. In terms of section 143(5) of the Act, we give our report in "**Annexure – C**" by taking into consideration the information, explanations and written representations received from the management on the matters specified in the directions and sub directions issued under the aforesaid section by the Comptroller and Auditor General of India.

For, Manubhai & Shah LLP
Chartered Accountants
ICAI Firm Registration No. 106041W/W100136

K. B. Solanki
Partner
Membership No. 110299
UDIN: 23110299BGYAQ17966

Place: Gandhinagar
Date: May 10, 2023

**INDEPENDENT AUDITOR'S REPORT ON STANDALONE FINANCIAL STATEMENTS****ANNEXURE – A****TO THE INDEPENDENT AUDITOR'S REPORT**

(Referred to in paragraph 1 (f) under 'Report on Other Legal and Regulatory Requirements' section of our report to the members of Gujarat Gas Limited of even date)

Report on the Internal Financial Controls under Clause (i) of Sub-section 3 of Section 143 of the Act.

In conjunction with our audit of the Standalone Financial statements of Gujarat Gas Limited ('the Company') as of and for the year ended March 31, 2023, we have also audited the internal financial controls over financial reporting of the Company.

Management's Responsibility for Internal Financial Controls

The Company's management is responsible for establishing and maintaining internal financial controls based on the internal control over financial reporting criteria established by the Company considering the essential components of internal control stated in the Guidance Note on Audit of Internal Financial Controls over Financial Reporting issued ICAI. These responsibilities include the design, implementation and maintenance of adequate internal financial controls that were operating effectively for ensuring the orderly and efficient conduct of its business, including adherence to company's policies, the safeguarding of its assets, the prevention and detection of frauds and errors, the accuracy and completeness of the accounting records, and the timely preparation of reliable financial information, as required under the Act.

Auditor's Responsibility

Our responsibility is to express an opinion on the Company's internal financial controls over financial reporting based on our audit. We conducted our audit in accordance with the Guidance Note on Audit of Internal Financial Controls over Financial Reporting (the "Guidance Note") and the SA prescribed under section 143(10) of the Act, to the extent applicable to an audit of internal financial controls. Those Standards and the Guidance Note require that we comply with ethical requirements and plan and perform the audit to obtain reasonable assurance about whether adequate internal financial controls over financial reporting was established and maintained and if such controls operated effectively in all material respects.

Our audit involves performing procedures to obtain audit evidence about the adequacy of the internal financial controls system over financial reporting and their operating effectiveness. Our audit of internal financial controls over financial reporting included obtaining an understanding of internal financial controls over financial reporting, assessing the risk that a material weakness exists, and testing and evaluating the design and operating effectiveness of internal control based on the assessed risk. The procedures selected depend on the auditor's judgment, including the assessment of the risks of material misstatement of the Standalone Financial Statements, whether due to fraud or error.

We believe that the audit evidence we have obtained is sufficient and appropriate to provide a basis for our audit opinion on the Company's internal financial controls system over financial reporting.

Meaning of Internal Financial Controls over Financial Reporting

A company's internal financial control over financial reporting is a process designed to provide reasonable assurance regarding the reliability of financial reporting and the preparation of Standalone Financial Statements for external purposes in accordance with generally accepted accounting principles. A company's internal financial control over financial reporting includes those policies and procedures that (1) pertain to the maintenance of records that, in reasonable detail, accurately and fairly reflect the transactions and dispositions of the assets of the company; (2) provide reasonable assurance that transactions are recorded as necessary to permit preparation of Standalone Financial Statements in accordance with generally accepted accounting principles, and that receipts and expenditures of the company are being made only in accordance with authorizations of management and directors of the company; and (3) provide reasonable assurance regarding prevention or timely detection of unauthorized acquisition, use, or disposition of the company's assets that could have a material effect on the Standalone Financial Statements.

Inherent Limitations of Internal Financial Controls over Financial Reporting

Because of the inherent limitations of internal financial controls over financial reporting, including the possibility of collusion or improper management override of controls, material misstatements due to error or fraud may occur and not be detected. Also, projections of any evaluation of the internal financial controls over financial reporting to future periods are subject to the risk that the internal financial control over financial reporting may become inadequate because of changes in conditions, or that the degree of compliance with the policies or procedures may deteriorate.

Opinion

In our opinion, the Company has, in all material respects, an adequate internal financial controls system over financial reporting and such internal financial controls over financial reporting were operating effectively as at March 31, 2023, based on the internal control over financial reporting criteria established by the Company considering the essential components of internal control stated in the Guidance Note.

**Place: Gandhinagar
Date: May 10, 2023**

**For, Manubhai & Shah LLP
Chartered Accountants
ICAI Firm Registration No. 106041W/W100136
K. B. Solanki
Partner
Membership No. 110299
UDIN: 23110299BGYAQI7966**

**INDEPENDENT AUDITOR'S REPORT ON STANDALONE FINANCIAL STATEMENTS****ANNEXURE - B****TO THE INDEPENDENT AUDITOR'S REPORT**

(Referred to in paragraph 2 under "Report on Other Legal and Regulatory Requirements" section of our report the members of Gujarat Gas Limited of even date)

Report on the Companies (Auditor' Report) Order, 2020, issued by the Central Government of India in terms of section 143 (11) of the Companies Act, 2013 ('the Act') of Gujarat Gas Limited, ('the Company')

To the best of our information and according to the explanations provided to us by the Company and the books of account and records examined by us in the normal course of audit, we state that

- (i) (a) A. The Company has maintained proper records showing full particulars, including quantitative details and situation of Property, Plant and Equipment.
- B. The Company has maintained proper records showing full particulars of intangible assets.
- (b) The Property, Plant and Equipment have been physically verified by the Management according to a phased programme designed to cover all the items, other than underground gas pipelines which are not physically verifiable, over a period of three years which, in our opinion, is reasonable having regard to the size of the Company and the nature of its assets. Pursuant to the programme, certain property, plant and equipment have been physically verified by the Management during the year and no material discrepancies have been noticed on such verification.
- (c) According to the information and explanations given to us and on the basis of our examination of the records of the Company provided to us, we report that, the title in respect of self-constructed buildings and title deeds of all other immovable properties (other than properties where the company is the lessee and the lease agreements are duly executed in favour of the lessee), disclosed in the financial statements are held in the name of the Company as at the balance sheet date except in respect of following immovable properties:

Description of properties	Gross carrying value as at Balance Sheet date	Held in name of	Whether promoter, director or their relative or employee	Period held	Reason for not being held in name of Company
PPE – Freehold Land	Rs. 15.88 Crore	Government of Gujarat	Promoter	Held since May 01, 1999	Disputed
PPE – Freehold Land	Re. 1/-	Government of Gujarat	Promoter	Held since April 05, 2002	Disputed
PPE – Freehold Land	Rs. 21.35 Crore	Gujarat State Petroleum Corporation Limited	Promoter	Held since April 01, 2006	Acquired through demerger scheme. Name transfer yet not completed.

- (d) The company has not revalued any of its Property, Plant and Equipment (including Right of Use assets) and intangible assets during the year.
- (e) No proceedings have been initiated during the year or are pending against the Company as at March 31, 2023 for holding any benami property under the Benami Transactions (Prohibition) Act, 1988 (as amended in 2016) and rules made thereunder.
- (ii) (a) The inventories, other than natural gas in pipelines / cascades / tanks which are not physically verifiable, have been physically verified by the management at reasonable intervals. In our opinion the coverage and procedure of such physical verification by the management is appropriate. No material discrepancies noticed on such physical verification.
- (b) The company has not been sanctioned working capital limits in excess of five crore rupees, in aggregate, at any point of time during the year, from bank on the basis of security of current assets and hence reporting under clause 3(ii) (b) of the Order is not applicable.
- (iii) During the year, the Company has not made any investment in, provided any guarantee or security to companies, firms, limited liability partnerships or any other parties. During the year, the Company has granted unsecured loans to other parties in respect of which:
- (a) (i) Aggregate amount of loan provided to associate is Rs. Nil and balance outstanding at the balance sheet date is Rs. Nil.
- (ii) During the year, aggregate amount of loan provided to employees is Rs.3.60 crores and balance outstanding at the balance sheet date is Rs.6.52 crores.
- (b) In our opinion, terms and conditions of grant of loans, during the year, prima facie, not prejudicial to the interest of the Company.
- (c) In respect of loans granted by the Company, the schedule of repayment of principal and payment of interest, wherever applicable, have been stipulated and the repayments of principal amounts and receipts of interest have generally been regular as per stipulation.

**INDEPENDENT AUDITOR'S REPORT ON STANDALONE FINANCIAL STATEMENTS**

- (d) In respect of loans granted by the Company, there is no overdue amount remaining outstanding as at the balance sheet date.
- (e) No loan granted by the Company which has fallen due during the year, has been renewed or extended or fresh loans granted to settle the overdues of existing loans given to the same parties.
- (f) The Company has not granted any loans or advances in the nature of loans either repayable on demand or without specifying any terms or period of repayment during the year. Hence, reporting under clause 3(iii)(f) is not applicable.
- (iv) In our opinion, the Company has complied with the provisions of section 185 and 186 of the Act, with respect to the loans and investments made.
- (v) The Company has not accepted any deposits. Hence, reporting under clause 3(v) of the Order is not applicable.
- (vi) We have broadly reviewed the books of account maintained by the Company in respect of products (Natural Gas) pursuant to the rules made by the Central Government of India, where the maintenance of cost records has been prescribed under subsection (1) of Section 148 of the Act, and are of the opinion that, prima facie, the prescribed accounts and records have been made and maintained. However, we have not made a detailed examination of the records with a view to determine whether they are accurate or complete.
- (vii) (a) In our opinion, the Company is generally regular in depositing the undisputed statutory dues, including goods and service tax, value added tax, excise, provident fund, employee's state insurance, income tax, and other material statutory dues, as applicable, with appropriate authorities. As explained to us, the Company did not have any dues on account of duty of customs.
- In our opinion, no undisputed amounts payable as applicable were in arrears as at March 31, 2023 for a period of more than six months from the date they became payable.
- (b) There are no dues of goods and service tax, duty of customs and cess which have not been deposited on account of any dispute. The particulars of dues of income tax, service tax and excise duty as at March 31, 2023 which have not been deposited on account of dispute, are as follows:

Name of statute	Nature of dues	Amount (₹ in Crores)	Year to which the amount relates	Forum where the dispute is pending
Income Tax Act, 1961	Income Tax & Interest thereon	0.07	Financial Year 2007 – 08	Assessing Officer
Income Tax Act, 1961	Income Tax & Interest thereon	0.00(*)	Financial Year 2011 – 12	Assessing Officer
Income Tax Act, 1961	Income Tax & Interest thereon	0.04	Financial Year 2012 – 13	Assessing Officer
Wealth Tax Act, 1957	Wealth Tax	0.02	Financial Year 2013 – 14	Assessing Officer
Income Tax Act, 1961	Income Tax & Interest thereon	1.29	Financial Year 2016 – 17	Assessing Officer
Income Tax Act, 1961	Income Tax & Interest thereon	0.00(*)	Financial Year 2017 – 18	Assessing Officer
Central Excise Act, 1944	Service Tax and Duty of Excise	7.72	Financial Years 2010 – 11 to 2014 – 15	The Customs, Excise and Service Tax Appellate Tribunal
Central Excise Act, 1944	Service Tax and Duty of Excise	3.41	Financial Years 2009-10 to 2014-15 (up to Aug-2014)	The Customs, Excise and Service Tax Appellate Tribunal
Central Excise Act, 1944	Service Tax and Duty of Excise	0.90	Sept-2014 to 14th May-2015	The Customs, Excise and Service Tax Appellate Tribunal
Central Excise Act, 1944	Service Tax and Duty of Excise	1.73	May'10 (2010-11) to Feb-2016 (up to 02.02.2016)	Excise and Service Tax commissioner
Finance Act, 1944	Service Tax and Duty of Excise	0.08	Financial Years 2006-07 to 2009-10	The Customs, Excise and Service Tax Appellate Tribunal
Finance Act, 1944	Service Tax and Duty of Excise	24.65	Financial Years 2005-06 to 2012-13	The Customs, Excise and Service Tax Appellate Tribunal
Finance Act, 1944	Service Tax and Duty of Excise	0.38	Financial Years 2006-07 to 2011-12	The Customs, Excise and Service Tax Appellate Tribunal
Goods and service tax Act, 2017	Service Tax and Duty of Excise	6.15	Financial Year 2017-18	Commissioner Appeal – Goods and Services Tax

(*) Figure in ₹ 0.00 denotes amount less than ₹ 50,000/-.

**INDEPENDENT AUDITOR'S REPORT ON STANDALONE FINANCIAL STATEMENTS**

- (viii) (a) The Company does not have any transactions related to previously unrecorded income in the books of the account that have been surrendered or disclosed as income during the year in the tax assessments under Income Tax Act, 1961.
- (ix) (a) The Company has not defaulted in repayment of loan and payment of interest thereon to the lender.
(b) The Company has not been declared wilful defaulter by any bank or financial institution or other lender.
(c) The Company has not taken any term loan during the year and therefore, reporting under clause 3(ix)(c) of the Order is not applicable.
(d) On an overall examination of the Standalone Financial Statements of the Company, funds raised on short-term basis have, prima facie, not been used during the year for long-term purposes by the Company. According to the information and explanation given to us, as Company is engaged in the business of supply of natural gas, being public utility, security deposits from the customers, though shown as current liability, the company does not consider the same as short-term funds.
(e) On an overall examination of the Standalone Financial Statements of the Company, the Company has not taken any funds from any entity or person on account of or to meet the obligations of its associate.
(f) The Company has not raised any loans during the year on pledge of securities held in its associate and therefore reporting on clause 3(ix)(f) of the Order is not applicable.
- (x) (a) The Company has not raised any money by way of initial public offer or further public offer (including debt instruments) during the year. Therefore, paragraph 3(x)(a) of the Order is not applicable.
(b) During the year, the Company has not made any preferential allotment or private placement of shares or convertible debentures (fully or partly or optionally) and hence reporting under clause 3(x)(b) of the Order is not applicable.
- (xi) (a) No fraud by the Company has been noticed or reported during the year. However, we have been informed by the Management that, fraud of Rs. 0.38 crore, due to gas pilferage and manipulation of metering data in two industrial customers, on the company has been noticed and reported during the year. Till date of the audit report, the company has recovered Rs. 0.12 crore and for remaining amount of Rs. 0.26 crore, the Company has initiated the recovery process.
(b) No report under sub-section 12 of section 143 of the Act has been filed in Form ADT-4 as prescribed under rule 13 of the Companies (Audit and Auditors) Rules, 2014 with the Central Government of India, during the year and up to the date of this report.
(c) As represented to us by the Management, there are no whistle blower complaints received by the Company during the year.
- (xii) The Company is not a Nidhi company. Accordingly, paragraph 3(xii) of the Order is not applicable.
- (xiii) In our opinion, the Company is in compliance with Section 177 and 188 of the Companies Act, 2013 with respect to applicable transactions with the related parties and details of such transactions have been disclosed in the Standalone Financial Statements as required by the applicable accounting standards.
- (xiv) (a) In our opinion, the Company has adequate internal audit system commensurate with size and nature of its business.
(b) We have considered, the internal audit reports for the year under audit, issued to the Company during the year till date, in determining the nature, timing and extent of our audit procedures.
- (xv) The Company has not entered into non-cash transactions with directors or persons connected with him. Accordingly, paragraph 3(xv) of the Order is not applicable.
- (xvi) (a) In our opinion, the Company is not required to be registered under section 45-IA of the Reserve Bank of India Act, 1934. Hence, reporting under clause 3(xvi)(a), (b) and (c) of the Order is not applicable.
(b) During the part of the year, the group does not have more than one CIC as part of the group and as on balance sheet date there is no CIC within the Group.
- (xvii) The company has not incurred any cash losses during the financial year covered by our audit and immediately preceding financial year.
- (xviii) There has been no resignation of the statutory auditors of the Company during the year.
- (xix) On the basis of the financial ratios, ageing and expected dates of realisation of financial assets and payment of financial liabilities, other information accompanying the Standalone Financial Statements and our knowledge of the Board of Directors and Management plans and based on our examination of the evidence supporting the assumptions, nothing has come to our attention, which causes us to believe that any material uncertainty exists as on the date of the audit report indicating that Company is not capable of meeting its liabilities existing at the date of balance sheet as and when they fall due within a period of one year from the balance sheet date. We, however, state that this is not an assurance as to the future viability of the Company. We further state that our reporting is based on the facts up to the date of the audit report and we neither give any guarantee nor any assurance that all liabilities falling due within a period of one year from the balance sheet date, will get discharged by the Company as and when they fall due.
- (xx) a) There are no unspent amounts towards Corporate Social Responsibility (herein after referred as "CSR") on other than ongoing projects requiring a transfer to a Fund specified in Schedule VII to the Companies Act in compliance with second proviso to sub-section (5) of Section 135 of the said Act. Accordingly, reporting under clause 3(xx)(a) of the Order is not applicable for the year.
b) In respect of ongoing projects, the Company has transferred unspent CSR amount as at the end of the previous financial year and current financial year to a special account within a period of 30 days from the end of the said financial year and current financial year respectively in compliance with the provision of section 135(6) of the Act.

**INDEPENDENT AUDITOR'S REPORT ON STANDALONE FINANCIAL STATEMENTS****ANNEXURE – C****TO THE INDEPENDENT AUDITOR'S REPORT****(Referred to in paragraph 3 under 'Report on Other Legal and Regulatory Requirements' section of our report of even date)**

Based on the audit procedures performed and taking into consideration the information, explanations and written representations given to us by the management in the normal course of audit, we report to the best of our knowledge and belief that:

Sr. No.	Directions / Sub-directions issued by Comptroller and Auditor General of India	Auditor's response	Impact on accounts and financial statements
Directions			
1	Whether the company has system in place to process all the accounting transactions through IT system? If yes, the implications of processing of accounting transactions outside IT system on the integrity of the accounts along with the financial implications, if any, may be stated	The Company has system in place to process all the accounting transactions through IT System i.e. SAP. All the financial transactions including customer related transactions are integrated in SAP system. We have not come across any accounting transaction outside the SAP system	No impact
2	Whether there is any restructuring of an existing loan or cases of waiver / write off of debts / loans / interest etc. made by a lender to the company due to the company's inability to repay the loan? If yes, the financial impact may be stated. Whether such cases are properly accounted for? (In case, lender is a Government company, then this direction is also applicable for statutory auditor of lender company).	There are no cases of restructuring of any existing loan or any waiver of loan / debt / interest during the year.	Not Applicable
3	Whether funds (grants/subsidy etc.) received / receivable for specific schemes from Central/State Government or its agencies were properly accounted for/utilized as per its term and conditions? List the cases of deviation.	In our opinion and according to the information and explanations given to us, there are no cases of receipt of grants /subsidy from Central / State Government or its agencies.	Not Applicable
Sub – directions – Service Sector			
4	Whether the Company's pricing policy absorbs all fixed and variable cost of production and the overheads allocated at the time of fixation of price?	In our opinion and according to the information and explanations given to us, the Company has a pricing policy and the Company's pricing policy is considering all fixed and variable cost of production / supply of natural gas and the overheads allocated at the time of fixation of price.	No impact
5	Whether the Company recovers commission for work executed on behalf of Government / other organizations that is properly recorded in the books of accounts? Whether the Company has an efficient system for billing and collection of revenue?	The Company has not undertaken any work or project executed on behalf of Government / other organizations and recovery of commission for the same. The Company has SAP system in place for billing and accounting for collection of revenue. The Company has a policy and procedures in place for effective monitoring of credit exposure and recovery of dues from its customers in respect of its sales activities.	Not Applicable No impact

**INDEPENDENT AUDITOR'S REPORT ON STANDALONE FINANCIAL STATEMENTS**

Sr. No.	Directions / Sub-directions issued by Comptroller and Auditor General of India	Auditor's response	Impact on accounts and financial statements
6	Whether the Company regularly monitors timely receipt of subsidy from Government and it is properly recording them in its books?	In our opinion and according to the information and explanations given to us, there are no cases of receipt of subsidy from Government.	Not Applicable
7	Whether interest earned on parking of funds received for specific projects from Government was properly accounted for?	In our opinion and according to the information and explanations given to us, there are no cases of receipt of fund for any projects from Government.	Not Applicable
8	Whether the Company has entered into Memorandum of understanding with its Administrative Ministry, if so, whether the impact thereof has been properly dealt with in the financial statements?	During the year, the Company has not entered into Memorandum of understanding with its Administrative Ministry.	Not Applicable
Sub – Directions – Trading			
9	Whether the company has an effective system for recovery of dues in respect of its sales activities and the dues outstanding and recoveries there against have been properly recorded in the books of accounts?	The Company has a policy and procedure for effective monitoring of credit exposure and recovery of dues from its customers in respect of its sales activities. In our opinion and according to the information and explanation given to us, the recoveries against the dues have been properly recorded in the books of accounts.	No impact
10	Whether the company has effective system for physical verification, valuation of stock, treatment of non-moving items and accounting the effect of shortage / excess noticed during physical verification?	In our opinion and according to the information and explanations given to us, the procedures and systems, in relation to physical verification of inventories, valuation of stock, treatment of non-moving items and accounting the effect of shortage / excess noticed during physical verification, are reasonable and adequate in relation to the size of the Company and the nature of its business.	Impact taken into account in the financial statements
11	The effectiveness of the system followed in recovery of dues in respect of sale activities may be examined and reported.	In our opinion and according to the information and explanations given to us, the Company has a policy and procedure for effective monitoring of credit exposure and recovery of dues from its customers in respect of its sales activities. There are no significant instances of its failure observed for the year under audit. Allowance for bad and doubtful debts as on March 31, 2023 is Rs 19.74 Crore based on expected credit loss model.	Impact taken into account in the financial statements



STANDALONE BALANCE SHEET AS AT 31ST MARCH 2023

(₹ in Crores)

Particulars	Note No.	As at 31st March 2023	As at 31st March 2022
I. ASSETS			
1 Non-Current Assets			
(a) Property, plant and equipment	3.1	6,601.82	5,967.76
(b) Capital work in progress	3.2	957.60	965.91
(c) Investment property	4	1.30	1.30
(d) Intangible assets	5.1	476.16	403.92
(e) Intangible assets under development	5.2	25.51	26.39
(f) Right-of-use assets	5.3	258.39	258.22
(g) Financial assets			
(i) Investment in associates	6	0.03	0.03
(ii) Investments	7	30.38	22.36
(iii) Loans	8	2.74	3.56
(iv) Other financial assets	9	97.92	81.27
(h) Other non-current assets	10	464.05	436.94
Total Non-Current Assets		8,915.90	8,167.66
2 Current Assets			
(a) Inventories	11	61.18	53.39
(b) Financial Assets			
(i) Investments		-	-
(ii) Trade receivables	12	1,021.15	930.05
(iii) Cash and cash equivalents	13	674.70	19.59
(iv) Bank balances other than (iii) above	14	6.28	1.54
(v) Loans	15	3.84	2.91
(vi) Other financial assets	16	9.86	16.80
(c) Other current assets	17	202.18	363.34
Total Current Assets		1,979.19	1,387.62
TOTAL ASSETS		10,895.09	9,555.28
II. EQUITY AND LIABILITIES			
1 Equity			
(a) Equity share capital	18	137.68	137.68
(b) Other Equity	19	6,857.93	5,461.62
Total Equity		6,995.61	5,599.30
2 Liabilities			
Non-Current Liabilities			
(a) Financial Liabilities			
(i) Borrowings	20	-	390.97
(ii) Lease Liabilities	21	123.93	125.33
(b) Provisions	22	55.00	53.78
(c) Deferred tax liabilities (Net)	23	846.10	807.72
(d) Other non-current liabilities	24	71.08	68.83
Total Non-Current Liabilities		1,096.11	1,446.63
Current Liabilities			
(a) Financial Liabilities			
(i) Borrowings	25	-	90.10
(ii) Lease Liabilities	21	28.39	22.45
(iii) Trade payables	26		
Total outstanding dues of micro enterprises and small enterprises		18.50	21.36
Total outstanding dues of creditors other than micro enterprises and small enterprises		697.08	424.27
(iv) Other financial liabilities	27	1,897.86	1,841.96
(b) Other current liabilities	28	134.16	80.69
(c) Provisions	29	27.38	28.52
(d) Current Tax Liabilities (Net)	30	-	-
Total Current Liabilities		2,803.37	2,509.35
Total Liabilities		3,899.48	3,955.98
TOTAL EQUITY AND LIABILITIES		10,895.09	9,555.28

See accompanying notes to the financial statements (1-59)

As per our report attached
For Manubhai & Shah LLP
Chartered Accountants

ICAI Firm Reg. No. – 106041W/W100136

K.B. Solanki
Partner
M. No. : 110299

Place : Gandhinagar
Date : 10th May, 2023

For and on behalf of Board of Directors of Gujarat Gas Limited

Raj Kumar, IAS
Chairman
DIN - 00294527

Milind Torawane, IAS
Managing Director
DIN - 03632394

Nitesh Bhandari
Chief Financial Officer

Balwant Singh, IAS (Retd.)
Director
DIN- 00023872

Sandeep Dave
Company Secretary
Place : Gandhinagar
Date : 10th May, 2023

**STANDALONE STATEMENT OF PROFIT AND LOSS FOR THE YEAR ENDED 31ST MARCH 2023**

(₹ in Crores)

Particulars	Note No.	For the year ended 31st March 2023	For the year ended 31st March 2022
Income			
I. Revenue from Operations	31	17,306.16	16,787.35
II. Other income	32	101.27	90.74
III. Total Income (I+II)		17,407.43	16,878.09
IV. Expenses			
Cost of materials consumed / Purchase of stock in trade	33	13,276.19	13,444.11
Changes in inventories of natural gas	34	(2.76)	(7.24)
Employee Benefits Expenses	35	195.58	190.88
Finance Costs	36	40.35	56.82
Depreciation and Amortization Expenses	37	428.26	384.91
Excise Duty		546.76	331.13
Other Expenses	38	898.40	752.17
Total Expenses (IV)		15,382.78	15,152.78
V. Profit Before Exceptional Items and Tax(III-IV)		2,024.65	1,725.31
VI. Exceptional Items	39	-	11.90
VII. Profit Before Tax (V-VI)		2,024.65	1,713.41
VIII. Tax expense:	40		
Current Tax		463.38	416.03
Deferred Tax		35.80	11.74
Total Tax Expense (VIII)		499.18	427.77
IX. Profit for the period(VII-VIII)		1,525.47	1,285.64
X. Other comprehensive income	41		
(i) Items that will not be reclassified to profit or loss		11.09	3.38
(ii) Income tax related to items that will not be reclassified to profit or loss		(2.57)	(0.69)
Total other comprehensive income (X)		8.52	2.69
XI. Total comprehensive income for the period(IX+X)		1,533.99	1,288.33
Earnings per equity share of Face Value of ₹ 2 each	42		
Basic		22.16	18.68
Diluted		22.16	18.68
See accompanying notes to the financial statements (1-59)			

As per our report attached

For and on behalf of Board of Directors of Gujarat Gas Limited

For Manubhai & Shah LLP

Chartered Accountants

ICAI Firm Reg. No 106041W/W100136

K.B. Solanki

Partner

M. No. : 110299

Place : Gandhinagar

Date : 10th May, 2023

Raj Kumar, IAS

Chairman

DIN - 00294527

Milind Torawane, IAS

Managing Director

DIN - 03632394

Nitesh Bhandari

Chief Financial Officer

Balwant Singh, IAS (Retd.)

Director

DIN- 00023872

Sandeep Dave

Company Secretary

Place : Gandhinagar

Date : 10th May, 2023



STANDALONE STATEMENT OF CASH FLOWS FOR THE YEAR ENDED 31ST MARCH 2023

(₹ in Crores)

Particulars	For the year ended 31st March 2023	For the year ended 31st March 2022
A. CASH FLOW FROM OPERATING ACTIVITIES		
Net Profit Before Tax	2,024.65	1,713.41
Adjustments for:		
Depreciation and Amortization Expenses	428.26	384.91
Loss on sale/disposal of Property, plant and equipment	3.26	1.49
Profit on sale as scrap and diminution in Capital Inventory	(0.74)	(1.03)
Loss on sale as scrap and diminution in Capital Inventory	0.88	2.74
Profit on Lease termination / modification / reassessment (net)	(0.44)	-
Provision for Doubtful Trade Receivables / Advances / Deposits	6.12	3.71
Finance Costs	40.35	56.82
Provision/liability no longer required written back	(16.91)	(20.78)
Dividend Income	(0.00)	(0.00)
Interest Income	(51.88)	(33.67)
Operating Profit before Working Capital Changes	2,433.55	2,107.60
Adjustments for changes in Working Capital		
(Increase)/Decrease in Trade Receivables	(97.19)	(146.79)
(Increase)/Decrease in Other - Non Current Assets	(48.34)	(50.36)
(Increase)/Decrease in Other financial assets-Non-current	(13.30)	(3.26)
(Increase)/Decrease in Loans and Advances-Current	(0.93)	(1.62)
(Increase)/Decrease in Other Current Assets	161.16	(178.07)
(Increase)/Decrease in Other financial assets-Current	6.94	(11.28)
(Increase)/Decrease in Inventories	(7.79)	(0.91)
(Increase)/Decrease in Loan and advances-Non current	0.82	(1.39)
Changes in Assets	1.37	(393.68)
Increase/(Decrease) in Trade Payables	271.50	1.42
Increase/(Decrease) in Other financial liabilities-Current	60.26	342.11
Increase/(Decrease) in Other current liabilities	58.95	23.60
Increase/(Decrease) in Other Non current Liabilities	2.25	5.89
Increase/(Decrease) in Short-term provisions	9.57	9.14
Increase/(Decrease) in Long-term provisions	1.32	2.01
Changes in Liabilities	403.85	384.17
Cash Generated from Operations	2,838.77	2,098.09
Income tax refund	23.32	1.33
Income tax paid	(484.13)	(437.66)
Net Cash from/(used in) Operating Activities	2,377.96	1,661.76
B. CASH FLOW FROM INVESTING ACTIVITIES		
Payments for Property, plant and equipments/Intangible assets including capital work in progress and capital advances.	(1,086.73)	(1,366.30)
Other Bank balances in Earmark funds	(4.74)	39.79
Interest received	49.86	32.94
Proceeds from sale of Property, plant and equipments	0.28	0.03
Dividend received	0.00	0.00
Net Cash from/(used in) Investing Activities	(1,041.33)	(1,293.54)
C. CASH FLOW FROM FINANCING ACTIVITIES		
Payments of lease liabilities	(24.53)	(18.55)
Proceeds /(Repayment) of Long-term borrowings (Net) [Refer footnote (iv)]	(477.85)	(419.28)
Repayment of short term borrowing	-	-

**STANDALONE STATEMENT OF CASH FLOWS FOR THE YEAR ENDED 31ST MARCH 2023**

(₹ in Crores)

Particulars	For the year ended 31st March 2023	For the year ended 31st March 2022
Interest Paid (including interest on lease liability)	(38.14)	(53.14)
Dividend Paid (including tax thereon)	(137.85)	(137.47)
Net Cash from/(used in) Financing Activities	(678.37)	(628.44)
NET INCREASE IN CASH AND CASH EQUIVALENTS (A+B+C)	658.26	(260.22)
Cash and Cash Equivalents at the beginning of the year	16.44	276.66
Cash and Cash Equivalents at the end of the year	674.70	16.44
Details of Closing Cash and Cash Equivalents and reconciliation with Balance sheet:		
(A) Cash and Cash Equivalents (Refer note 13)		
Cash in hand	1.42	1.61
Balances with Banks	48.52	17.98
Balances in Fixed / Liquid Deposits	624.76	-
(B) Balances in Bank Overdraft / Cash Credit (Refer note 25)		
	-	(3.15)
Total (A+B)	674.70	16.44

Notes to Statement of Cash Flows:

- The above Statement of Cash Flows has been prepared under the "Indirect Method" as set out in the Indian Accounting Standard IND AS - 7 on Statement of Cash Flows.
- Purchase of Property, plant and equipments and other Intangible assets are stated inclusive of movements of capital work in progress, assets under development and capital advances.
- Interest received is classified as investing cash flows and considered and presented as 'cash flows from investing activities' to the extent, it represents time value of money.
- Disclosure of changes in liabilities arising from financing activities, including changes arising from cash flows and non cash changes:

(₹ in Crores)

Cash flow from Proceeds /(Repayment) of Long-term borrowings (Net):-	For the year ended 31st March 2023	For the year ended 31st March 2022
Proceeds from Long-term borrowings	-	-
Loan Swapping/ Refinance -[New loan]	-	-
Loan Swapping/ Refinance [Old loan]	-	-
(Repayment) of Long-term borrowings	(477.85)	(419.28)
Net Proceeds /(Repayment) of Long-term borrowings	(477.85)	(419.28)

(₹ in Crores)

Change in Liability arising from finance activity	For the year ended 31st March 2023	For the year ended 31st March 2022
Opening Balance- Long term borrowings (Including current portion)	477.92	897.26
Cash flow (Net)	(477.85)	(419.28)
Loan Swapping/ Refinance -[New loan]	-	-
Loan Swapping/ Refinance [Old loan]	-	-
Non Cash movement	(0.07)	(0.06)
Closing Balance Long term borrowings (Including current portion)	-	477.92

Refer Note 50 for reconciliation of lease liability under financing activities

- Previous year figures have been regrouped and reclassified wherever considered necessary to conform to the current year's figures.

As per our report attached
For Manubhai & Shah LLP
Chartered Accountants

ICAI Firm Reg. No. – 106041W/W100136

K.B. Solanki
Partner
M. No. : 110299

Place : Gandhinagar
Date : 10th May, 2023

For and on behalf of Board of Directors of Gujarat Gas Limited

Raj Kumar, IAS
Chairman
DIN - 00294527

Milind Torawane, IAS
Managing Director
DIN - 03632394

Balwant Singh, IAS (Retd.)
Director
DIN- 00023872

Nitesh Bhandari
Chief Financial Officer

Sandeep Dave
Company Secretary
Place : Gandhinagar
Date : 10th May, 2023



**STANDALONE STATEMENT OF CHANGES IN EQUITY (SOCIE)
FOR THE YEAR ENDED 31ST MARCH 2023**

(A) Equity Share Capital

(₹ in Crores)

Particulars	As at 31st March 2023	As at 31st March 2022
Balance at the beginning of the reporting period	137.68	137.68
Changes in equity share capital due to prior period errors	-	-
Restated balance at the beginning of the reporting period	137.68	137.68
Changes in equity share capital during the year	-	-
Balance at the end of the reporting period	137.68	137.68

(B) Other equity

(₹ in Crores)

Particulars	Attributable to the equity holders of the Company					Total Other Equity
	Reserves & Surplus				Items of Other Comprehensive Income	
	Amalgamation & Arrangement Reserve	Capital Reserve **	General Reserve	Retained Earnings	Equity Instruments through OCI	
Balance at April 1, 2022	879.59	(23.98)	2.72	4,710.91	(107.63)	5,461.62
Changes in accounting policy / prior period errors	-	-	-	-	-	-
Restated balance at the beginning of the reporting period (a)	879.59	(23.98)	2.72	4,710.91	(107.63)	5,461.62
Profit for the year	-	-	-	1,525.47	-	1,525.47
Other comprehensive income for the year	-	-	-	-	6.22	6.22
<i>Items of OCI recognised directly in retained earnings:</i>						
Remeasurements of post-employment benefit obligation, net of tax	-	-	-	2.30	-	2.30
Total comprehensive income for the year (b)	-	-	-	1,527.77	6.22	1,533.99
Dividend (c)	-	-	-	(137.68)	-	(137.68)
Balance at March 31, 2023 (a+b+c)	879.59	(23.98)	2.72	6,101.00	(101.41)	6,857.93
Balance at April 1, 2021	879.59	(23.98)	2.72	3,562.38	(109.75)	4,310.96
Changes in accounting policy / prior period errors	-	-	-	-	-	-
Restated balance at the beginning of the reporting period (d)	879.59	(23.98)	2.72	3,562.38	(109.75)	4,310.96
Profit for the year	-	-	-	1,285.64	-	1,285.64
Other comprehensive income for the year	-	-	-	-	2.12	2.12
<i>Items of OCI recognised directly in retained earnings:</i>						
Remeasurements of post-employment benefit obligation, net of tax	-	-	-	0.57	-	0.57
Total comprehensive income for the year (e)	-	-	-	1,286.21	2.12	1,288.33
Dividend (f)	-	-	-	(137.68)	-	(137.68)
Balance at March 31, 2022 (d+e+f)	879.59	(23.98)	2.72	4,710.91	(107.63)	5,461.62

** Capital Reserve is created on account of Business combination transaction (Refer note no. 56)

Note (i): The "Amalgamation and Arrangement Reserve" created pursuant to scheme of amalgamation and arrangement is treated as free reserve based on the judgment of Honourable Gujarat High Court dated 18th April 2015 read with relevant other court decisions.

Note (ii): The Company has elected to recognise changes in the fair value of certain investments in equity securities in other comprehensive income. These changes are accumulated within the FVOCI equity investments reserve.

Note (iii): Accumulated balance of Remeasurements of post-employment benefit obligation, Gain/(Loss) net of tax, recognised in retained earnings is ₹ (7.31) Crores (Previous year ₹ (9.61) Crores).

Note (iv): Nature and purpose of each reserve is disclosed under note no. 19 -'Other equity'

As per our report attached

For and on behalf of Board of Directors of Gujarat Gas Limited

For Manubhai & Shah LLP**Chartered Accountants**

ICAI Firm Reg. No. – 106041W/W100136

Raj Kumar, IAS

Chairman

DIN - 00294527

Milind Torawane, IAS

Managing Director

DIN - 03632394

Balwant Singh, IAS (Retd.)

Director

DIN- 00023872

K.B. Solanki

Partner

M. No. : 110299

Nitesh Bhandari

Chief Financial Officer

Sandeep Dave

Company Secretary

Place : Gandhinagar

Date : 10th May, 2023

Place : Gandhinagar

Date : 10th May, 2023



Notes to Standalone financial statements for the year ended 31st March 2023

Note 1 – Corporate Information

1. Corporate Information

- a) Gujarat Gas Limited (GGL or "Company") (CIN : L40200GJ2012SGC069118) formerly known as GSPC Distribution Networks Limited (GDNL) is a public limited company domiciled in India and incorporated under the provisions of the Companies Act, 1956. GGL is a Government Company u/s 2(45) of Companies Act 2013. Its shares are listed on Bombay Stock Exchange and National Stock Exchange in India.

The registered office is located at Gujarat Gas CNG Station, Sector 5/C, Gandhinagar - 382006.

The Company is engaged in Natural Gas Business in India. Natural gas business involves distribution of gas from sources of supply to centres of demand and to the end customers.

The scheme of amalgamation and arrangement was sanctioned by the Hon'ble Gujarat High Court at Ahmedabad vide its order dated 30th March 2015 between the following transferor companies -

1. GSPC Gas Company Limited (GSPC Gas)
2. Gujarat Gas Company Limited (GGCL)
3. Gujarat Gas Financial Services Limited (GFSL)
4. Gujarat Gas Trading Company Limited (GTCL)

(Collectively called Transferor Companies)

with Gujarat Gas Limited (formerly known as GSPC Distribution Networks Limited-GDNL) (the transferee) under the Scheme of Amalgamation and Arrangement with an appointed date of 1st April, 2013. Subsequently, the company's name has been changed from GSPC Distribution Networks Limited to Gujarat Gas Limited (GGL) with effect from 15th May 2015.

b) Authorization of financial statements

The Standalone Financial Statements were approved and authorized for issue in accordance with a resolution passed in meeting of Board of the Directors held on 10th May, 2023.

c) Functional and Presentation Currency

The financial statements are presented in Indian rupee ₹ (INR), which is the functional and presentation currency of the Company.

Note 2 – Significant Accounting Policies

This note provides a list of the significant accounting policies adopted in the preparation of these financial statements. These policies have been consistently applied to all the years presented, unless otherwise stated.

Basis of Preparation

(i) Statement of Compliance with Ind AS

The standalone financial statements has been prepared in accordance and comply in all material aspects with Indian Accounting Standards (Ind AS) notified and applicable under Section 133 of the Companies Act, 2013 (the Act) [Companies (Indian Accounting Standards) Rules, 2015] and other relevant provisions of the Act and read with Rule 3 of the Companies (Indian Accounting Standards) Rules, 2015 as amended and Companies (Indian Accounting Standards) Amendment Rules, 2016 and relevant amendment rules issued thereafter.

Accordingly, the Company has prepared these Standalone Financial Statements which comprise the Balance Sheet as at 31 March, 2023, the Statement of Profit and Loss for the year ended 31 March 2023, the Statement of Cash Flows for the year ended 31 March 2023 and the Statement of Changes in Equity for the year ended as on that date, and accounting policies and other explanatory information (together hereinafter referred to as 'Standalone Financial Statements' or 'financial statements').

All assets and liabilities have been classified as current or non-current as per the Company's normal operating cycle and other criteria set out in the Schedule III to the Companies Act, 2013.

(ii) Historical cost convention

The financial statements are prepared as a going concern on accrual basis of accounting under historical cost convention, except for the following:

- certain financial instruments measured at fair value;
- defined benefit plans - plan assets measured at fair value; and



Notes to Standalone financial statements for the year ended 31st March 2023

Use of estimates and judgements

The presentation of the financial statements are in conformity with the Ind AS which requires the management to make estimates, judgments and assumptions that affect the reported amounts of assets and liabilities, revenues and expenses and disclosure of contingent liabilities. Such estimates and assumptions are based on management's evaluation of relevant facts and circumstances as on the date of financial statements. The actual outcome may differ from these estimates.

Estimates and underlying assumptions are reviewed on an ongoing basis. Revisions to the accounting estimates are recognised in the period in which the estimates are revised and in any future periods affected.

This note provides an overview of the areas that involved a higher degree of judgement or complexity, and of items which are more likely to be materially adjusted due to estimates and assumptions turning out to be different than those originally assessed. Detailed information about each of these estimates and judgements is included in relevant notes together with information about the basis of calculation for each affected line item in the financial statements.

Information about assumptions and estimation uncertainties that have a significant risk of resulting in a material adjustment within the next financial year are included in the following notes:

Note 3.1 & 5.1:	Useful lives of property, plant and equipment and intangible assets
Note 12:	Recognition and measurement of unbilled gas sales revenue
Note 26, 27, 28 & 29:	Recognition and measurement of other provisions
Note 40:	Current/deferred tax expense (Including estimates for Uncertain tax treatments)
Note 43:	Contingent liabilities and assets
Note 45:	Expected credit loss for receivables
Note 45:	Fair valuation of unlisted securities
Note 47:	Measurement of defined benefit obligations
Note 5.3 & 50:	Definition of Lease, lease term and discount rate

(a) Property, Plant and Equipment

Property plant and equipment are stated at their cost of acquisition / construction less depreciation and impairment, if any. The cost comprises of the purchase price and any attributable cost for bringing the asset to its working condition for its intended use; like freight, duties, taxes and other incidental expenses, net of CENVAT or Goods and service tax (GST) credit.

The Company capitalises to project assets all the cost directly attributable and ascertainable, to completing the project. These costs include expenditure of pipelines, plant and machinery, cost of laying of pipeline, cost of survey, commissioning and testing charge, detailed engineering and interest on borrowings attributable to acquisition of such assets. The gas distribution networks are treated as commissioned when supply of gas commences to the customer(s).

Subsequent expenditures, including replacement costs where applicable, incurred for an item Property plant and equipment are added to its book value only if they increase the future benefits from the existing asset beyond its previously assessed standard of performance and the cost of the item can be measured reliably. The carrying amount of any component accounted for as a separate asset is de-recognised when replaced. All other repairs and maintenance are charged to profit or loss during the reporting period in which they are incurred.

Component accounting of assets: If significant parts of an item of property, plant and equipment have different useful lives, then they are accounted for as separate items (major components) of property, plant and equipment. The Company has identified, reviewed, tested and determined the componentisation of the significant assets.

Assets installed at customer premises, including meters and regulators where applicable, are recognised as property plant and equipment if they meet the definition provided under Ind AS 16 subject to materiality as determined by the management and followed consistently.

Any item of property, plant and equipment and any significant part initially recognised is derecognised upon disposal or when no future economic benefits are expected from its use or disposal. Any gain or loss arising on derecognition of the asset (calculated as the difference between the net disposal proceeds and the carrying amount of the asset) is charged to revenue in the income statement when the asset is derecognised.

The cost and related accumulated depreciation are eliminated from the financial statements upon sale or retirement of the asset.

On transition to Ind AS, the Company had elected to carry forward the previous GAAP net carrying value of all its property, plant and equipment recognized as at 1st April, 2015 as the deemed cost.



Notes to Standalone financial statements for the year ended 31st March 2023

Capital work in Progress:

Capital Work in Progress includes expenditure incurred on assets, which are yet to be commissioned and capital inventory, which comprises stock of capital items/construction materials at respective city gas network.

All the directly identifiable and ascertainable expenditure, incidental and related to construction incurred during the period of construction on a project, till it is commissioned, are kept as Capital work in progress (CWIP) and disclosed under 'Capital work-in-progress' and after commissioning the same is transferred / allocated to the respective category of property, plant and equipment.

Further, advances paid towards the acquisition of property, plant and equipment outstanding at each balance sheet date are classified as capital advances under other non-current assets.

(b) Investment Properties

Investment properties comprises of free hold or lease hold land that are held for rental yield and/or capital appreciation.

Investment property is measured initially at its cost, including related transaction costs and where applicable borrowing costs. Subsequent expenditure is capitalised to the asset's carrying amount only when it is probable that future economic benefits associated with the item will flow to the Company and the cost of the item can be measured reliably. All other repairs and maintenance costs are expensed as and when incurred. When part of an investment property is replaced, the carrying amount of the replaced part is derecognised.

On transition to Ind AS, the Company had elected to carry forward the previous GAAP net carrying value of all its investment property recognized as at 1st April, 2015 as the deemed cost.

(c) Intangible assets

Intangible assets are stated at cost less accumulated amortization and impairment. Intangible Assets includes amount paid towards obtaining the Right of Use (ROU) of land and Right of Way (ROW) permissions for laying the gas pipeline network and cost of developing software for internal use. The Company capitalises software as Intangible Asset where it is expected to provide future enduring economic benefits. Cost associated with maintaining software programmes are recognised as expenses as and when incurred.

Any item of intangible assets is derecognised upon disposal or when no future economic benefits are expected from its use or disposal. Any gain or loss arising on derecognition of the intangible asset (calculated as the difference between the net disposal proceeds and the carrying amount of the intangible asset) is charged to revenue in the income statement when the intangible asset is derecognised.

On transition to Ind AS, the Company had elected to carry forward the previous GAAP net carrying value of all its intangible assets recognized as at 1st April, 2015 as the deemed cost.

(d) Depreciation and amortisation methods, estimated useful lives and residual values

Depreciation is calculated to systematically allocate the cost of property, plant and equipment, intangible asset and investment property net of the estimated residual values over the estimated useful life. Freehold land is not depreciated. Depreciation is computed using Straight Line Method (SLM) over the useful lives of the assets as specified in Schedule II to the Companies Act, 2013, read with the following notes:

- i. The Schedule specifies useful life of Pipelines as 30 years for those used in exploration, production and refining of oil and gas. The Company has considered the useful life of 30 years for the pipelines used in city gas distribution business.
- ii. City gas stations, skids, pressure regulating stations, meters and regulators are estimated to have useful life of 18 years based on technical assessment made by technical expert and management.
- iii. Cost of mobile phones, are expensed off in the year of purchase.
- iv. Temporary building structures are estimated to have useful life of 1 year.

The management believes that these useful lives are realistic and reflect fair approximation of the period over which the assets are likely to be used. The useful lives are reviewed by the management at each financial year end and revised, if appropriate. In case of a revision, the unamortised depreciable amount (remaining net value of assets) is charged over the revised remaining useful lives.

Based on management estimate, residual value of 5% is considered for respective tangible assets except for the Pipeline Network assets where the residual value is considered to be NIL as the said assets technically and commercially not feasible to extract from underground.

The residual values, useful lives and methods of depreciation of property, plant and equipment (PPE) are reviewed at the end of each financial year and adjusted prospectively if appropriate.



Notes to Standalone financial statements for the year ended 31st March 2023

Component accounting of assets: If significant parts of an item of property, plant and equipment have different useful lives, then they are accounted for as separate items (major components) of property, plant and equipment and accordingly depreciated at the useful lives specified as above.

Depreciation on items of property, plant and equipment acquired / disposed off during the year is provided on pro-rata basis with reference to the date of addition / disposal.

Investment properties, if any, are depreciated based on the useful life prescribed in Schedule II to the Companies Act, 2013.

Intangible assets are amortized over their individual estimated useful lives on a Straight Line basis, commencing from the year in which the same are available to the company for its intended use. The useful lives as estimated by the management for the intangible assets are as follows:

- I. Right of Way (ROW) Permissions 30 Years
(Considered more than 10 years as inextricably linked and dependent on the useful life of pipeline networks as referred above for which the Right of Way has been obtained).
- II. Software 6 Years.

No amortisation is charged on Right of Use (RoU) of land being perpetual in nature. The same is tested for impairment based on principles of Ind AS 36.

The Company has constructed / installed CNG stations' buildings and machineries, on land taken on lease from various lessor under lease deed for periods ranging from 35 years to 99 years. However, assets constructed / installed on such land have been depreciated at useful lives as referred above.

Capital assets /facilities installed at the customers' premises on the land of the customers/CNG franchisee whose ownership is not with the company have been depreciated at the useful lives specified as above.

(e) Impairment of non-financial assets

In accordance with Ind AS 36 on "Impairment of Assets" at the balance sheet date, non-financial assets are reviewed for impairment losses whenever events or changes in circumstances indicate that the carrying amount may not be recoverable. For the purpose of assessing impairment, the smallest identifiable group of assets that generates cash inflows from continuing use that are largely independent of the cash inflows from other assets or groups of assets, is considered as a cash generating unit. If any such indication exists, an estimate of the recoverable amount of the asset/cash generating unit is made. Assets whose carrying value exceeds their recoverable amount are written down to the recoverable amount. Recoverable amount is higher of an asset's or cash generating unit's net selling price and its value in use. Assessment is also done at each Balance Sheet date as to whether there is any indication that an impairment loss recognized for an asset in prior accounting periods may no longer exist or may have decreased.

Impairment losses of continuing operations, including impairment on inventories, are recognised in the statement of profit and loss, except for properties previously revalued with the revaluation surplus taken to Other Comprehensive Income (OCI). For such properties, the impairment is recognised in OCI up to the amount of any previous revaluation surplus.

(f) Revenue recognition

i) Revenue from operation

Revenue towards satisfaction of a performance obligation is measured at the amount of transaction price (net of variable consideration) allocated to that performance obligation. The transaction price of goods sold and services rendered is net of variable consideration on account of discounts and rebates, if any, as part of the contract in the normal course of the Company's activities.

Income is recognized in the income statement when the control of the goods or services has been transferred. The amount recognised as revenue is stated inclusive of excise duty and exclusive of sales tax /value added tax (VAT) and Goods and service tax (GST).

Revenue from sale of Natural Gas is recognized at the point in time when control is transferred to the customer, generally on delivery of the gas on metered/assessed measurements facility. Sales are billed bi-monthly for domestic customers, monthly/fortnightly for commercial and non-commercial customers and fortnightly / 10 days basis for industrial customers.

Revenue from sale of Compressed Natural Gas (CNG) is recognized at the point in time when control is transferred to the customer, generally on delivery of the gas to consumers from retail outlets and is billed weekly / fortnightly cycle in case of OMC customers.

Revenue recognised towards supply of natural gas already occurred for the period from the end of the last billing date to the Balance Sheet date has been reflected under "Trade receivables "(which refer as unbilled revenue) which is calculated based on customer wise previous average consumption.



Notes to Standalone financial statements for the year ended 31st March 2023

Gas transmission income is recognized over the period in which the related volumes of gas are delivered to the customers. Commitments (take or pay charges) income from customers for gas sales and gas transmission is recognized on accrual basis in the period to which it relates to.

In case of industrial customers, non-refundable charges for initial or additional gas connection collected from the customers is deferred over the period of contract with respective customers and in case of domestic & commercial customers is deferred over the useful life of the asset.

Revenue of yearly fees income is recognised on accrual basis over the period, on time proportion basis, considering the terms of the underlying contract with customers. For Domestic customers, as the amount for yearly fees is collected post completion of the year, unbilled yearly fees is calculated on time proportionate basis from the due date to the Balance Sheet date and the same is disclosed under "Trade receivables" (which refer as unbilled revenue)." For Commercial/Non-Commercial customers, Yearly fees is billed in advance to the customers calculated based on time proportionate basis is deferred over such period and the same is disclosed under Other current liabilities as "Deferred revenue"

Change of Estimate for unbilled revenue and its impact on P&L:

Till the financial year 2021-22, unbilled revenue of yearly fees income was calculated considering average number of customers based on latest billing cycle. For more accurate unbilled revenue accounting, from the financial year 2022-23, unbilled yearly fees are calculated on time proportionate basis. As a result of the change in basis of estimate, the additional impact in yearly fees is ₹ 7.58 Crore recognised in books of accounts for the financial year 2022-23 as compared to previous financial year 2021-22 which is not material.

ii) Other income

Revenue in respect of interest/ late payment charges on delayed realizations from customers and cheque bounce charges, if any, is recognized on grounds of prudence and on the basis of certainty of collection.

Liquidated damages, if any are recognized at the time of recording the purchase of materials in books of accounts and the matter is considered settled by the management.

Interest income is recognized on time proportion basis taking into account the amount outstanding and the rate applicable. Interest income is recognised using effective interest method. The effective interest rate is the rate that exactly discounts estimated future cash receipts through expected life of the financial asset to the gross carrying amount of the financial asset. When calculating the effective interest rate, the company estimates the expected cash flows by considering all the contractual terms of the financial instrument but does not consider the expected credit losses.

Dividend income is recognised, when the right to receive the dividend is established by the reporting date.

Investment property rental income is recognised as revenue on accrual basis as per the terms of the underlying contract.

Other operating income and misc. income are accounted on accrual basis as and when the right to receive arises.

(g) Borrowing

Borrowings are initially recognised at fair value, net of transaction costs incurred. Borrowings –interest bearing loans are subsequently measured at amortised cost by using the effective interest method (EIR method). Any difference between the proceeds (net of transaction costs) and the redemption amount is recognised in profit or loss over the period of borrowing using the effective interest method (EIR). The EIR Amortization is included as Finance Costs in the statement of profit and loss.

Fees paid on the establishment of loan facilities are recognised as transaction costs of loan to the extent that it is probable that some or all the facility will be drawn down. In this case, the fee is deferred until the draw down occurs. To the extent there is no evidence that it is probable that some or all of the facility will be drawn down, the fee is deferred as a payment for liquidity services and amortised over the period of the facility to which it relates.

Borrowings are removed from the balance sheet when the obligation specified in the contract is discharged, cancelled or expired. The difference between the carrying amount of a financial liability that has been extinguished or transferred to another party and the consideration paid, including any non-cash assets transferred or liabilities assumed, is recognised in profit or loss as other income or other expenses as well as through the EIR amortization process.

Borrowings are classified as current liabilities unless the Company has an unconditional right to defer settlement of the liability for at least 12 months after the reporting period. Where there is a breach of a material provision of a long term loan arrangement on or before the end of reporting period with the effect that the liability becomes payable on demand on the reporting date, the Company does not classify the liability as current, if the lender agreed, after the reporting period and before the approval of the financial statement for issue, not to demand payment as a consequence of the breach.



Notes to Standalone financial statements for the year ended 31st March 2023

(h) Borrowing Cost

The Company is capitalising general and specific borrowing costs that are directly attributable to the acquisition or construction of qualifying asset up to the date of commissioning. Qualifying assets are assets that necessarily take a substantial period of time to get ready for their intended use or sale. The Expenses incurred in connection with the arrangement of specific borrowings are capitalized over the period of the borrowing and every year such cost is apportioned to assets based on the actual amount borrowed during the year. All other borrowing costs are recognized as expense in the period in which they are incurred and charged to the statement of profit and loss.

Investment income earned on the temporary investment of specific borrowing pending their expenditure on qualifying assets is deducted from the borrowing costs eligible for capitalisation.

(i) Investment in associate

The Company accounts for the investment in associate at cost.

(j) Financial Instruments

A financial instrument is any contract that gives rise to a financial asset of one entity and a financial liability or equity instrument of another entity.

Financial Asset

Initial Recognition

A financial asset or a financial liability is recognised in the balance sheet only when, the Company becomes party to the contractual provisions of the instrument.

Initial Measurement

At initial recognition, the Company measures a financial asset or financial liability at its fair value plus or minus, in the case of a financial asset or financial liability not at fair value through profit or loss, transaction costs that are directly attributable to the acquisition or issue of the financial asset or financial liability, except trade receivables that do not contain a significant financing component, are measured at transaction price.

Subsequent Measurement

For purpose of subsequent measurement, financial assets are classified into:

- Financial assets measured at amortised cost;
- Financial assets measured at fair value through profit or loss (FVTPL); and
- Financial assets measured at fair value through other comprehensive income (FVTOCI).

The Company classifies its financial assets in the above mentioned categories based on:

- The Company's business model for managing the financial assets, and
- The contractual cash flows characteristics of the financial asset.

A financial assets is measured at amortised cost if both of the following conditions are met:

- The financial asset is held within a business model whose objective is to hold financial assets in order to collect contractual cash flows and
- The contractual terms of the financial assets give rise on specified dates to cash flows that are solely payments of principal and interest (SPPI) on the principal amount outstanding.

Financial assets are subsequently measured at amortised cost using the effective interest rate (EIR) method. Amortised cost is calculated by taking into account any discount or premium on acquisition and fees or costs that are an integral part of the EIR. The EIR amortisation is included in finance income in the profit or loss. The losses arising from impairment are recognised in the profit or loss.

A financial asset is measured at fair value through other comprehensive income if both of the following conditions are met:

- The financial asset is held within a business model whose objective is achieved by both collecting the contractual cash flows and selling financial assets and
- The assets contractual cash flows represent SPPI.

A financial asset is measured at fair value through profit or loss unless it is measured at amortised cost or at fair value through other comprehensive income. In addition, the Company is elected to designate a financial asset, which otherwise meets amortized cost or FVTOCI criteria, as at FVTPL. However, such election is allowed only if doing so reduces or eliminates a measurement or recognition inconsistency (referred to as 'accounting mismatch').



Notes to Standalone financial statements for the year ended 31st March 2023

Equity Investments:

All equity investments in scope of Ind AS 109 are measured at fair value. Equity instruments which are held for trading are classified as at FVTPL. For all other equity instruments, the Company has made an irrevocable election to present in other comprehensive income subsequent changes in the fair value. The Company makes such election on an instrument by-instrument basis. The classification is made on initial recognition and is irrevocable.

If the Company decides to classify an equity instrument as at FVTOCI, then all fair value changes on the instrument, excluding dividends, are recognized in the OCI. There is no recycling of the amounts from OCI to statement of profit and loss, even on sale of investment. However, the Company may transfer the cumulative gain or loss within equity. Equity instruments included within the FVTPL category are measured at fair value with all changes recognized in the Profit and Loss.

De-recognition

A financial asset (or, where applicable, a part of a financial asset or part of a group of similar financial assets) is primarily derecognised (i.e. removed from the Company's balance sheet) when:

1. The contractual rights to the cash flows from the financial asset have expired, or
2. The Company has transferred its rights to receive cash flows from the asset or has assumed an obligation to pay the received cash flows in full without material delay to a third party under a 'pass-through' arrangement; and either
 - i) The Company has transferred substantially all the risks and rewards of the asset, or
 - ii) The Company has neither transferred nor retained substantially all the risks and rewards of the asset, but has transferred control of the asset.

When the Company has transferred its rights to receive cash flows from an asset or has entered into a pass-through arrangement, it evaluates if and to what extent it has retained the risks and rewards of ownership. When it has neither transferred nor retained substantially all of the risks and rewards of the asset, nor transferred control of the asset, the Company continues to recognise the transferred asset to the extent of the Company's continuing involvement. In that case, the Company also recognises an associated liability. The transferred asset and the associated liability are measured on a basis that reflects the rights and obligations that the Company has retained.

Continuing involvement that takes the form of a guarantee over the transferred asset is measured at the lower of the original carrying amount of the asset and the maximum amount of consideration that the Company could be required to repay.

Embedded foreign currency derivative

Embedded foreign currency derivatives are not separated from the host contract if they are closely related. Such embedded derivatives are closely related to the host contract, if the host contract is not leveraged, does not contain any option feature and requires payments in one of the following currencies:

- the functional currency of any substantial party to that contract,
- the currency in which the price of the related good or service that is acquired or delivered is routinely denominated in commercial transactions around the world,
- a currency that is commonly used in contracts to purchase or sell non-financial items in the economic environment in which the transaction takes place (i.e. relatively liquid and stable currency).

Foreign currency embedded derivatives which do not meet the above criteria are separated and the derivative is accounted for at fair value through profit and loss. The Company currently does not have any such derivatives which are not closely related.

Impairment of Financial Assets

The Company assesses impairment based on expected credit loss (ECL) model to the following:

- Financial assets measured at amortised cost
- Financial assets measured at fair value through other comprehensive income

Expected credit losses are measured through a loss allowance at an amount equal to:

- The 12-months expected credit losses (expected credit losses that result from those default events on the financial instrument that are possible within 12 months after the reporting date); or
- Full time expected credit losses (expected credit losses that result from all possible default events over the life of the financial instrument).

The Company follows 'simplified approach' for recognition of impairment loss allowance on trade receivables or contract revenue receivables. Under the simplified approach, the Company is not required to track changes in credit risk. Rather, it recognises impairment loss allowance based on lifetime ECLs together with appropriate management estimates for credit loss at each reporting date, right from its initial recognition.

The Company uses a provision matrix to determine impairment loss allowance on the portfolio of trade receivables. The provision matrix is based on its historically observed default rates over the expected life of the trade receivable and is adjusted for forward looking estimates. At every reporting date, the historical observed default rates are updated and changes in the forward-looking estimates are analysed.



Notes to Standalone financial statements for the year ended 31st March 2023

ECL impairment loss allowance (or reversal) recognized during the period is recognized as income/ expense in the statement of profit and loss. This amount is reflected under the head 'other expenses' in the statement of Profit and Loss. The balance sheet presentation for various financial instruments is described below:

- Financial assets measured as at amortised cost and contractual revenue receivables - ECL is presented as an allowance, i.e., as an integral part of the measurement of those assets in the balance sheet. The allowance reduces the net carrying amount. Until the asset meets write-off criteria, the company does not reduce impairment allowance from the gross carrying amount.
- Financial assets measured at FVTOCI - Since financial assets are already reflected at fair value, impairment allowance is not further reduced from its value. Rather, ECL amount is presented as accumulated impairment amount in the OCI.

For assessing increase in credit risk and impairment loss, the Company combines financial instruments on the basis of shared credit risk characteristics with the objective of facilitating an analysis that is designed to enable significant increases in credit risk to be identified on a timely basis.

The Company does not have any purchased or originated credit-impaired (POCI) financial assets, i.e., financial assets which are credit impaired on purchase/ origination.

Financial Liabilities

Initial recognition and measurement

Financial liabilities are classified, at initial recognition, as financial liabilities at fair value through profit or loss for loans and borrowings, payables, or as derivatives designated as hedging instruments in an effective hedge, and financial liabilities measured at amortised value as appropriate.

All financial liabilities are recognised initially at fair value and, in case of loans and borrowings and payables, net of directly attributable transaction costs.

The Company's financial liabilities include trade and other payables, loan and borrowings including bank overdrafts, financial guarantee contracts and derivative financial instruments.

Subsequent measurement

- Financial liabilities measured at amortised cost
- Financial liabilities subsequently measured at fair value through profit or loss

Financial liabilities at fair value through profit or loss include financial liabilities held for trading and financial liabilities designated upon initial recognition as at fair value through profit or loss. Financial liabilities are classified as held for trading if they are incurred for the purpose of repurchasing in the near term. Gains or losses on liabilities held for trading are recognised in the profit or loss.

Financial liabilities designated upon initial recognition at fair value through profit or loss are designated as such at the initial date of recognition, and only if the criteria in Ind AS 109 are satisfied. For liabilities designated as FVTPL, fair value gains/ losses attributable to changes in own credit risk are recognized in OCI. These gains/ loss are not subsequently transferred to Profit and Loss. However, the Company is transferred the cumulative gain or loss within equity. All other changes in fair value of such liability are recognised in the statement of profit or loss. The Company has not designated any financial liability as at fair value through profit and loss.

Financial guarantee contracts

Financial guarantee contracts issued by the Company are those contracts that require a payment to be made to reimburse the holder for a loss it incurs because the specified debtor fails to make a payment when due in accordance with the terms of a debt instrument. Financial guarantee contracts are recognised initially as a liability at fair value, adjusted for transaction costs that are directly attributable to the issuance of the guarantee. Subsequently, the liability is measured at the higher of the amount of loss allowance determined as per impairment requirements of Ind AS 109 and the amount recognised less cumulative amortisation.

Loan and borrowings

After initial recognition, interest-bearing loans and borrowings are subsequently measured at amortised cost using the Effective Interest Rate (EIR) method. Gains and losses are recognised in profit or loss when the liabilities are derecognised as well as through the EIR amortisation process. Amortised cost is calculated by taking into account any discount or premium on acquisition and fees or costs that are an integral part of the EIR. The EIR amortisation is included as finance costs in the statement of profit and loss.

Trade and other payables

These amounts represent liability for goods and services provided to the Company prior to the end of financial year which are unpaid. Trade and other payables are presented as current liabilities unless payment is not due within 12 months after the reporting period. They are recognised initially at fair value and subsequently measured at amortised cost using the effective interest method.



Notes to Standalone financial statements for the year ended 31st March 2023

Lease liabilities

The lease liability is initially measured at the present value of the lease payments that are not paid at the commencement date, discounted using the interest rate implicit in the lease or, if that rate cannot be readily determined, the Company's incremental borrowing rate. Subsequently, the lease liability is measured at amortised cost using the effective interest rate method.

Derecognition

A financial liability is derecognised when the obligation under the liability is discharged or cancelled or expires. When an existing financial liability is replaced by another from the same lender on substantially different terms, or the terms of an existing liability are substantially modified, such an exchange or modification is treated as the derecognition of the original liability and the recognition of a new liability. The difference in the respective carrying amounts is recognised in the statement of profit or loss.

(k) Offsetting financial instruments

Financial assets and liabilities are offset and the net amount is reported in the balance sheet where there is a legally enforceable right to offset the recognised amounts and there is an intention to settle on a net basis or realise the asset and settle the liability simultaneously. The legally enforceable right must not be contingent on future events and must be enforceable in the normal course of business and in the event of default, insolvency or bankruptcy of the group or the counterparty.

(l) Fair Value Measurement

The Company measures certain financial instruments at fair value at each balance sheet date.

Fair value is the price that would be received to sell an asset or paid to transfer a liability in an orderly transaction between market participants at the measurement date. The fair value measurement is based on the presumption that the transaction to sell the asset or transfer the liability takes place either:

- In the principal market for the asset or liability, or
- In the absence of a principal market, in the most advantageous market for the asset or liability.

The principal or the most advantageous market must be accessible by the Company. The fair value of an asset or a liability is measured using the assumptions that market participants would use when pricing the asset or liability, assuming that market participants act in their economic best interest.

The Company uses valuation techniques that are appropriate in the circumstances and for which sufficient data are available to measure fair value, maximising the use of relevant observable inputs and minimising the use of unobservable inputs.

All assets and liabilities for which fair value is measured or disclosed in the financial statements are categorised within the fair value hierarchy, described as under, based on the lowest level input that is significant to the fair value measurement as a whole:

- Level 1 - Quoted (unadjusted) market prices in active markets for identical assets or liabilities.
- Level 2 - Valuation techniques for which the lowest level input that is significant to the fair value measurement is directly or indirectly observable.
- Level 3 - Valuation techniques for which the lowest level input that is significant to the fair value measurement is unobservable.

For assets and liabilities that are recognised in the financial statements on a recurring basis, the Company determines whether transfers have occurred between levels in the hierarchy by re-assessing categorisation (based on the lowest level input that is significant to the fair value measurement as a whole) at the end of each reporting period.

The Company's management determines the policies and procedures for both recurring fair value measurement, such as unquoted financial assets measured at fair value, and for non-recurring measurement, such as assets held for distribution in discontinued operations. The management comprises of the Managing Director and Chief Financial Officer.

External valuers are involved for valuation of significant assets, such as unquoted financial assets. Involvement of external valuers is decided upon annually and approval by the management. Selection criteria include market knowledge, reputation, independence and whether professional standards are maintained. Valuers are normally rotated every three years. The management decides, after discussions with the Company's external valuers, which valuation techniques and inputs to use for each case.

At each reporting date, the management analyses the movements in the values of assets and liabilities which are required to be re-measured or re-assessed as per the Company's accounting policies. For this analysis, the management verifies the major inputs applied in the latest valuation by agreeing the information in the valuation.

The management, in conjunction with the Company's external valuers, also compares the change in the fair value of each asset and liability with relevant external sources to determine whether the change is reasonable.

For the purpose of fair value disclosures, the Company has determined classes of assets and liabilities on the basis of the nature, characteristics and risks of the asset or liability and the level of the fair value hierarchy as explained above.



Notes to Standalone financial statements for the year ended 31st March 2023

This note summarises accounting policy for fair value. Other fair value related disclosures are given in the relevant notes. (Refer note 45)

1. Disclosures for valuation methods, significant estimates and assumptions.
2. Quantitative disclosures of fair value measurement hierarchy.
3. Investment in unquoted equity shares.
4. Financial instruments (including those carried at amortised cost).

(m) Inventories

Inventory of Gas (including inventory in pipeline and CNG cascades) is valued at lower of cost and net realizable value. Cost is determined on weighted average cost method.

Stores, spares and consumables are valued at lower of cost and net realizable value. Cost is determined on moving weighted average basis.

Inventories of Project materials (capital Inventory) are valued at cost on moving weighted average basis.

(n) Non-current assets held for sale and discontinued operation

Non-current assets are classified as held for sale if their carrying amount will be recovered principally through a sale transaction rather than through continuing use and a sale is considered highly probable. They are measured at the lower of their carrying amount and fair value less costs to sell, except for assets such as deferred tax assets, assets arising from employee benefits, financial assets and contractual rights under insurance contracts, which are specifically exempt from this requirement.

An impairment loss is recognised for any initial or subsequent write-down of the asset to fair value less costs to sell. A gain is recognised for any subsequent increases in fair value less costs to sell of an asset, but not in excess of any cumulative impairment loss previously recognised. A gain or loss not previously recognised by the date of the sale of the non-current asset (or disposal group) is recognised at the date of de-recognition.

Non-current assets are not depreciated or amortised while they are classified as held for sale. Non-current assets classified as held for sale are presented separately from the other assets in the balance sheet.

A discontinued operation is a component of the Company that has been disposed of or is classified as held for sale and that represents a separate major line of business or geographical area of operations, is part of a single co-ordinated plan to dispose of such a line of business or area of operations, or is a subsidiary acquired exclusively with a view to resale. The results of discontinued operations are presented separately in the statement of profit and loss.

(o) Foreign Currency Transactions

(i) Functional and Presentation Currency

Items included in the financial statements are measured using the currency of the primary economic environment in which the Company operates ('the functional currency'). The financial statements are presented in Indian rupee (INR), which is the functional and presentation currency of the Company.

(ii) Transactions and balances

Foreign currency transactions are translated into the functional currency using the exchange rates at the date of the transactions. Foreign exchange gains and losses resulting from the settlement of such transactions and from the translation of monetary assets and liabilities denominated in foreign currencies at the year-end exchange rates are generally recognised in profit or loss.

All foreign exchange gains and losses are presented in the statement of profit and loss on a net basis within other income or other expenses.

Non-monetary items that are measured in terms of historical cost in a foreign currency are translated using the exchange rates at the dates of the initial transactions. Non-monetary items that are measured at fair value in a foreign currency are translated using the exchange rates at the date when the fair value was determined. Translation differences on assets and liabilities carried at fair value are reported as part of the fair value gain or loss.

(p) Employee Benefits

Employees Benefits are provided in the books as per Ind AS - 19 on "Employee Benefits" in the following manner:

A. Post-employment benefit plans

I. Defined Contribution Plan

Contribution towards provident fund for eligible employees are accrued in accordance with applicable statutes and deposited with the regulatory provident fund authorities (Government administered provident fund scheme). The Company does not carry any other obligation apart from the monthly contribution.

The Company contributes under the National Pension System scheme for eligible employees at a rate specified in the rules of the scheme and deposited with concerned agency/authority.

The Company's contribution is recognised as an expenses in the statement of Profit and Loss during the period in which the employee renders the related service.



Notes to Standalone financial statements for the year ended 31st March 2023

II. Defined benefit plan

The company provides for gratuity, a defined benefit plan covering eligible employees in accordance with the Payment of Gratuity Act, 1972, through an approved Gratuity Fund. The Gratuity Fund is separately administered through a Trust/Scheme. Contributions in respect of gratuity are made to the approved Gratuity Fund.

The Company's liability is actuarially determined by qualified actuary (using the Projected Unit Credit method) at the end of each year and is recognized in the Balance sheet as reduced by the fair value of Gratuity Fund. Actuarial losses/ gains are recognized in the Statement of Other Comprehensive Income in the year in which they arise.

III. Long term employee benefits

The liability in respect of accrued leave benefits which are expected to be availed or en-cashed beyond 12 months from the end of the year, is treated as long term employee benefits.

The Company's liability for leave benefits are actuarially determined by qualified actuary at balance sheet date by using the Projected Unit Credit method. Actuarial losses/ gains are recognized in the Statement of Profit and Loss in the year in which they arise.

B. Other Long Term Service benefits

- Long Service Award (LSA):

On completion of specified period of service with the company, employees are rewarded with Cash Reward of different amount based on the duration of service completed.

The Company's liability is actuarially determined by qualified actuary at balance sheet date at the present value of the amount payable for the same. Actuarial losses/ gains are recognized in the Statement of profit and loss in the year in which they arise.

C. Short term employee benefits

The undiscounted amount of short term employee benefits expected to be paid in exchange for services rendered by employees is recognized during the period when the employee renders the services. Short term employee benefits includes salary and wages, bonus, incentive, ex-gratia, death compensation and also includes accrued leave benefits, which are expected to be availed or en-cashed within 12 months from the end of the year.

D. Employee Stock Option Plan

Share-based compensation benefits are provided to employees via Employee Stock Option Plan. For the stock options granted, the fair value as of the date of grant of option is recognised as employee benefit expenses with a corresponding increase in Stock Options Outstanding Account. The total expense is recognised on straight line basis over the vesting period, which is the period over which all of the specified vesting conditions are to be satisfied.

(q) Leases

The Company's leased asset classes primarily consist of leases for land, buildings, plant & machinery equipment's and vehicles.

Under Ind AS 116, the Company assesses whether a contract contains a lease, at the inception of the contract. A contract is, or contains, a lease if the contract conveys the right to control the use of an identified asset for a period of time in exchange for consideration. To assess whether a contract conveys the right to control the use of an identified asset, the Company assesses whether

- the contract involves the use of identified asset;
- the Company has substantially all of the economic benefits from the use of the asset through the period of lease; and
- the Company has right to direct the use of the asset.

The Company evaluates if an arrangement qualifies to be a lease as per the requirements of Ind AS 116. Identification of a lease requires significant judgment. The Company uses significant judgement in assessing the lease term (including anticipated renewals/termination options) and the applicable discount rate.

Company as a lessee

The Company recognises a right-of-use asset and a lease liability at the lease commencement date. The right-of-use asset is initially measured at cost, which comprises the initial amount of the lease liability adjusted for any lease payments made at or before the commencement date, plus any initial direct costs incurred and an estimate of costs to dismantle and remove the underlying asset or to restore the underlying asset or the site on which it is located, less any lease incentives received.

Certain lease arrangement includes the options to extend or terminate the lease before the end of the lease term. The right-of-use assets and lease liabilities includes these options when it is reasonably certain that the option will be exercised.

The right-of-use asset is subsequently amortized using the straight-line method from the commencement date to the earlier of the end of the useful life of the right-of-use asset or the end of the lease term. The estimated useful lives of right-of-use assets are determined on the same basis as those of property, plant and equipment. In addition, the right-of-use asset is periodically reduced by impairment losses, if any, and adjusted for certain re-measurements of the lease liability.



Notes to Standalone financial statements for the year ended 31st March 2023

The lease liability is initially measured at the present value of the lease payments that are not paid at the commencement date, discounted using the interest rate implicit in the lease or, if that rate cannot be readily determined, the Company's incremental borrowing rate. The discount rate is generally based on the incremental borrowing rate specific to the lease being evaluated or for a portfolio of leases with similar characteristics.

Lease payments included in the measurement of the lease liability comprises of fixed payments, including in-substance fixed payments, amounts expected to be payable under a residual value guarantee and the exercise price under a purchase option that the Company is reasonably certain to exercise, lease payments in an optional renewal period if the Company is reasonably certain to exercise an extension option.

The lease liability is measured at amortised cost using the effective interest method. It is remeasured when there is a change in future lease payments arising from a change in an index or rate, if there is a change in the Company's estimate of the amount expected to be payable under a residual value guarantee, or if Company changes its assessment of whether it will exercise a purchase, extension or termination option.

When the lease liability is remeasured in this way, a corresponding adjustment is made to the carrying amount of the right-of-use asset or is recorded in profit or loss if the carrying amount of the right-of-use asset has been reduced to zero.

Modifications to a lease agreement beyond the original terms and conditions are generally accounted for as a re-measurement of the lease liability with a corresponding adjustment to the ROU asset. Any gain or loss on modification is recognized in the Statement of Profit & Loss. However, the modifications that increase the scope of the lease by adding the right to use one or more underlying assets at a price commensurate with the stand-alone selling price are accounted for as a separate new lease. In case of lease modifications, discounting rates used for measurement of lease liability and ROU assets is also suitably adjusted.

Lease liability and ROU lease asset have been separately presented in the Balance Sheet and lease payments have been classified as cash flows from financing activities.

Short-term leases, low-value assets and others:

The Company has elected not to recognise right-of-use assets and lease liabilities for short term leases that have a lease term of less than or equal to 12 months with no purchase option and assets with low value leases.

The Company recognises the lease payments associated with leases assets that have lease period of 12 month or less, remaining lease period of 12 months or less as on transition date, rental charges of low value assets, component of taxes of ROU lease charges, non-lease component viz. manpower, fuel cost, repair and maintenance is recognised as an expense in the Statement of Profit and Loss over the lease term. The related cash flows are classified as operating activities.

As a lessor

Finance lease

Leases for which the Company is a lessor is classified as finance or operating leases. When the terms of the lease transfer substantially all the risks and rewards of ownership to the lessee, the contract is classified as a finance lease. All other leases are classified as operating leases.

All assets given on finance lease are shown as receivables at an amount equal to net investment in the lease. Principal component of the lease receipts is adjusted against outstanding receivables and interest income is accounted by applying the interest rate implicit in the lease to the net investment.

Operating lease

Lease income from operating leases where the Company is a lessor is recognised in income on a straight-line basis over the term of the relevant lease. In case of modification of contractual terms, the same is accounted as a new lease, considering any prepaid or accrued lease payments relating to the original lease as part of the lease payments for the new lease.

(r) Taxation

Income tax expenses comprises current tax (i.e. amount of tax for the period determined in accordance with the Income Tax Law) and deferred tax charge or credit (reflecting the tax effects of timing differences between accounting income and taxable income for the period). Income tax expenses are recognised in statement of profit or loss except tax expenses related to items recognised directly in reserves (including statement of other comprehensive income) which are recognised with the underlying items.

Income Taxes

The income tax expense or credit for the period is the tax payable on the current period's taxable income based on the applicable income tax rate for each jurisdiction adjusted by changes in deferred tax assets and liabilities attributable to temporary differences and to unused tax losses.



Notes to Standalone financial statements for the year ended 31st March 2023

The current income tax charge is calculated on the basis of the tax laws enacted or substantively enacted at the end of the reporting period i.e. as per the provisions of the Income Tax Act, 1961, as amended from time to time. Management periodically evaluates positions taken in tax returns with respect to situations in which applicable tax regulation is subject to interpretation including amount expected to be paid / recovered for uncertain tax positions. It establishes provisions where appropriate on the basis of amounts expected to be paid to the tax authorities.

Advance taxes and provisions for current income taxes are presented in the balance sheet after off-setting advance tax paid and income tax provision arising in the same tax jurisdiction for relevant tax paying units and where the Company is able to and intends to settle the asset and liability on a net basis.

Deferred Taxes

Deferred tax is provided in full on temporary difference arising between the tax bases of the assets and liabilities and their carrying amounts in financial statements at the reporting date. Deferred tax are recognised in respect of deductible temporary differences being the difference between taxable income and accounting income that originate in one period and are capable of reversal in one or more subsequent periods, the carry forward of unused tax losses and the carry forward of unused tax credits.

Deferred income tax is determined using tax rates (and laws) that have been enacted or substantially enacted by the end of the reporting period and are expected to apply when the related deferred income tax asset is realised or the deferred income tax liability is settled.

Deferred tax assets are recognised for all deductible temporary differences and unused tax losses only if it is probable that future taxable amounts will be available to utilise those temporary differences and losses.

Deferred tax assets are not recognised for temporary differences between the carrying amount and tax bases of investments in subsidiaries, branches and associates and interest in joint arrangements where it is not probable that the differences will reverse in the foreseeable future and taxable profit will not be available against which the temporary differences can be utilised.

Deferred tax liabilities are not recognised for temporary differences between the carrying amount and tax bases of investments in subsidiaries, branches and associates and interest in joint arrangements where it is probable that the differences will not reverse in the foreseeable future.

Deferred tax assets and liabilities are offset when there is a legally enforceable right to offset current tax assets and liabilities and when the deferred tax balances relate to the same taxation authority. Current tax assets and tax liabilities are offset where the Company has a legally enforceable right to offset and intends either to settle on a net basis, or to realise the asset and settle the liability simultaneously.

Current and deferred tax is recognised in profit or loss, except to the extent that it relates to items recognised in other comprehensive income or directly in equity. In this case, the tax is also recognised in other comprehensive income or directly in equity, respectively.

The carrying amount of deferred tax assets is reviewed at each reporting date and reduced to the extent that it is no longer probable that sufficient taxable profit will be available to allow all or part of the deferred tax asset to be utilised. Unrecognised deferred tax assets are re-assessed at each reporting date and are recognised to the extent that it has become probable that future taxable profits will allow the deferred tax asset to be recovered.

Management periodically evaluates positions taken in tax returns with respect to situations in which applicable tax regulation is subject to interpretation and considers whether it is probable that a taxation authority will accept an uncertain tax treatment. The Company measures its tax balances either based on the most likely amount or the expected value, depending on which method provides a better prediction of the resolution of the uncertainty.

(s) Earnings Per Share

Basic earnings per share

Basic earnings per share is calculated by dividing the profit attributable to owners of the Company by the weighted average number of equity shares outstanding during the period. Earnings considered in ascertaining the company's earnings per share is the net profit for the period after deducting preference dividends, if any, and any attributable distribution tax thereto for the period.

Diluted earnings per share

Diluted earnings per share adjusts the figures used in the determination of basic earnings per share to take into account the after income tax effect of interest and other financing costs associated with dilutive potential equity shares and the weighted average number of additional equity shares that would have been outstanding assuming the conversion of all dilutive potential equity shares.



Notes to Standalone financial statements for the year ended 31st March 2023

(t) Provisions, Contingent Liabilities and Contingent Assets

Provisions are recognised when the Company has a present obligation (legal or constructive) as a result of a past event, it is probable that an outflow of resources embodying economic benefits will be required to settle the obligation and a reliable estimate can be made of the amount of the obligation. Provision for contractual obligation is disclosed based on management's assessment of the probable outcome with reference to the available information supplemented by experience of similar transactions. When the Company expects some or all of a provision to be reimbursed, the reimbursement is recognised as a separate asset, but only when the reimbursement is virtually certain. The expense relating to a provision is presented in the statement of profit and loss net of any reimbursement.

Provision in respect of loss contingencies relating to claims, litigation, assessment, fines, penalties etc. are recognised when it is probable that a liability has been incurred and the amount can be estimated reliably.

Provisions are not recognised for future operating losses. Provisions for restructuring are recognised by the Company when it has developed a detailed formal plan for restructuring and has raised a valid expectation that the Company will carry out the restructuring by starting to implement the plan or announcing its main features to those affected by it.

Where there are a number of similar obligations, the likelihood that an outflow will be required in settlement is determined by considering the class of obligations as a whole. A provision is recognised even if the likelihood of an outflow with respect to any one item included in the same class of obligations may be small.

Provisions are measured at management's best estimate of the expenditure required to settle the present obligation at the end of the reporting period and are not discounted to present value. The estimates of outcome and financial effect are determined by the judgment of the management, supplemented by experience of similar transactions and, in some cases, reports from independent experts.

The measurement of provision for restructuring includes only direct expenditures arising from the restructuring, which are both necessarily entailed by the restructuring and not associated with the ongoing activities of the Company.

Contingent liability is disclosed in the case of:

1. A present obligation arising from the past events, when it is not probable that an outflow of resources will be required to settle the obligation;
2. A present obligation arising from the past events, when no reliable estimate is possible;
3. A possible obligation arising from the past events, unless the probability of outflow of resources is remote.

Contingent liabilities are not provided for and if material, are disclosed by way of notes to financial statements.

A contingent asset is a possible asset that arises from past events and whose existence will be confirmed only by the occurrence or non-occurrence of one or more uncertain future events not wholly within the control of the entity.

Contingent assets are not recognised in financial statements since this may result in the recognition of income that may never be realised. However, Contingent assets are assessed continually and if it is virtually certain that an inflow of economic benefits will arise, the asset and related income are recognised in the period in which the change occurs.

A contingent asset is disclosed by way of notes to financial statements, where an inflow of economic benefits is probable.

Provisions, contingent liabilities and contingent assets are reviewed at each balance sheet date.

(u) Segment Reporting

The Company primarily operates in the segment of Natural Gas Business. Natural gas business involves distribution of gas from sources of supply to centres of demand and to the end customers. The Managing Director of the Company allocate resources and assess the performance of the Company, thus are the Chief Operating Decision Maker (CODM). The CODM monitors the operating results of the business as a single segment, hence no separate segment needs to be disclosed.

(v) Cash and Cash Equivalents

Cash and cash equivalents comprise cash and deposits with banks and corporations. The Company considers all highly liquid investments with original maturities of three months or less and that are readily convertible to known amounts of cash to be cash equivalents.

For the purpose of presentation in the statement of cash flows, cash and cash equivalents includes cash on hand, deposits held at call with financial institutions and other short term, highly liquid investments with original maturities of three months or less that are readily convertible to known amounts of cash and which are subject to an insignificant risk of changes in value.

(w) Statement of Cash Flows

Cash flows are reported using the indirect method, whereby profit before tax is adjusted for the effects of transactions of a non-cash nature, any deferrals or accruals of past or future operating cash receipts or payments and item of income or expenses associated with investing or financing cash flows. The cash flows from operating, investing and financing activities of the Company are segregated.



Notes to Standalone financial statements for the year ended 31st March 2023

(x) Dividends

The Company recognises a liability for dividends to equity holders of the Company when the dividend is authorised and the dividend is no longer at the discretion of the Company. As per the corporate laws in India, a dividend is authorised when it is approved by the shareholders. A corresponding amount is recognised directly in equity.

(y) Insurance Claims

The company accounts for insurance claims when there is certainty that the claims are realizable and acknowledged by insurance company and amount recognized in books of accounts is as under:

- In case of loss of asset / goods by transferring, either the carrying cost of the relevant asset / goods or insurance value (subject to deductibles), whichever is lower under the head "Claims Recoverable-Insurance".
- In case insurance claim is, less than carrying cost the difference is charged to Profit and Loss statement. As and when claims are finally received from insurer, the difference, if any, between Claims Recoverable-Insurance and claims received is adjusted to Profit and Loss statement.

(z) Events occurring after the Reporting Date

Adjusting events (that provides evidence of condition that existed at the balance sheet date) occurring after the balance sheet date are recognized in the financial statements. Material non adjusting events (that are inductive of conditions that arose subsequent to the balance sheet date) occurring after the balance sheet date that represents material change and commitment affecting the financial position are disclosed in the Board's Report. Further, the shareholders of the Company have the power to amend the financial statements after the same has been authorized for issue by Board of Directors as per the provisions of the Companies Act, 2013.

(aa) Exceptional Items

Certain occasions, the size, type or incidence of an item of income or expense, pertaining to the ordinary activities of the Company is such that its disclosure improves the understanding of the performance of the Company, such income or expense is classified as an exceptional item and accordingly, disclosed in the notes accompanying to the financial statements.

(ab) Prior Period Adjustments and Pre-paid Expenses.

Income / expenditure in aggregate pertaining to prior year(s) above the threshold limit are corrected retrospectively. Prepaid expenses up to threshold limit in each case, are charged to revenue as and when incurred.

(ac) Rounding off

All amounts disclosed / presented in Indian Rupees (INR) in the financial statements and notes have been rounded off to the nearest two decimals of Crores as per the requirements of Schedule III, unless otherwise stated.

(ad) Recent accounting pronouncements

Ministry of Corporate Affairs ("MCA") notifies new standard or amendments to the existing standards under Companies (Indian Accounting Standards) Rules as issued from time to time. On March 31, 2023, MCA amended the Companies (Indian Accounting Standards) Rules, 2015 by issuing the Companies (Indian Accounting Standards) Amendment Rules, 2023, applicable from April 1, 2023, as below:

Ind AS 1 – Presentation of Financial Statements

The amendments require companies to disclose their material accounting policies rather than their significant accounting policies. Accounting policy information, together with other information, is material when it can reasonably be expected to influence decisions of primary users of general-purpose financial statements. The Company does not expect this amendment to have any significant impact in its financial statements.

Ind AS 12 – Income Taxes

The amendments clarify how companies account for deferred tax on transactions such as leases and decommissioning obligations. The amendments narrowed the scope of the recognition exemption in paragraphs 15 and 24 of Ind AS 12 (recognition exemption) so that it no longer applies to transactions that, on initial recognition, give rise to equal taxable and deductible temporary differences. The Company is evaluating the impact, if any, in its financial statements.

Ind AS 8 – Accounting Policies, Changes in Accounting Estimates and Errors

The amendments will help entities to distinguish between accounting policies and accounting estimates. The definition of a change in accounting estimates has been replaced with a definition of accounting estimates. Under the new definition, accounting estimates are "monetary amounts in financial statements that are subject to measurement uncertainty". Entities develop accounting estimates if accounting policies require items in financial statements to be measured in a way that involves measurement uncertainty. The Company does not expect this amendment to have any significant impact in its financial statements.



Notes to Standalone financial statements for the year ended on 31st March 2023
Note 3.1 PROPERTY, PLANT AND EQUIPMENT (PPE)
Property, Plant and Equipment (PPE) as at 31st March 2023

Particulars	Gross Block			Depreciation and Amortization			Net Block			
	As at 1st April 2022	Addition	Disposal/ Adjustment	Other Adjustments	As at 31st March 2023	As at 1st April 2022	For the year	Disposal/ Adjustment	As at 31st March 2023	As at 31st March 2022
Freehold Land	362.99	3.25	-	-	366.24	-	-	-	366.24	362.99
Buildings	220.78	11.33	0.48	-	231.63	33.14	4.41	0.06	194.14	187.64
Plant and Equipments	7,647.18	987.86	5.73	-	8,629.31	2,254.50	362.64	3.23	6,015.40	5,392.68
Furniture and Fixture	19.80	1.23	0.10	-	20.93	12.95	1.30	0.08	6.76	6.85
Computer Equipment	45.04	6.24	0.93	-	50.35	33.57	4.38	0.86	13.26	11.47
Office Equipments	22.43	1.03	0.59	-	22.87	17.82	1.39	1.21	4.87	4.61
Vehicles	9.21	-	0.59	-	8.62	7.69	0.34	0.56	1.15	1.52
Books and Periodicals	0.10	-	-	-	0.10	0.10	-	-	-	-
Total PPE	8,327.53	1,010.94	8.42	-	9,330.05	2,359.77	374.46	6.00	6,601.82	5,967.76

Property, Plant and Equipment (PPE) as at 31st March 2022

Particulars	Gross Block			Depreciation and Amortization			Net Block			
	As at 1st April 2021	Addition	Disposal/ Adjustment	Other Adjustments	As at 31st March 2022	As at 1st April 2021	For the year	Disposal/ Adjustment	As at 31st March 2022	As at 31st March 2021
Freehold Land	389.38	2.92	-	(29.31)	362.99	-	-	-	362.99	389.38
Buildings	204.29	16.49	-	-	220.78	28.97	4.14	(0.03)	187.64	175.32
Plant and Equipments	6,825.56	825.57	3.95	-	7,647.18	1,930.92	326.21	2.63	5,392.68	4,894.64
Furniture and Fixture	19.64	0.71	0.55	-	19.80	12.14	1.32	0.51	6.85	7.50
Computer Equipment	47.23	0.94	3.13	-	45.04	31.88	4.67	2.98	11.47	15.35
Office Equipments	21.93	1.54	1.04	-	22.43	17.47	1.33	0.98	4.61	4.46
Vehicles	9.05	0.26	0.10	-	9.21	7.44	0.35	0.10	1.52	1.61
Books and Periodicals	0.10	-	-	-	0.10	0.10	-	-	-	-
Total PPE	7,517.18	848.43	8.77	(29.31)	8,327.53	2,028.92	338.02	7.17	5,967.76	5,488.26

Note 3.1.1 - Impairment of Assets: There is no impairment of any assets in terms of Ind AS - 36 on "Impairment of Assets". Based on the review, the management is of the opinion that there are no impairment indicators that necessitate any adjustments to the carrying value of PPE.

Note 3.1.2 - The company has not carried out revaluation of PPE.

Note 3.1.3 - The company has elected to measure all its PPE at the previous GAAP carrying amount i.e. March 31, 2015 as its deemed cost on the date of transition to Ind AS i.e. April 01, 2015.

Note 3.1.4 - Security Pledge of Assets: Refer to Note 20 on borrowings for details in terms of pledge of assets as security.

Note 3.1.5 - Refer to note 43 for disclosure of contractual commitments for the acquisition of property, plant and equipment.

Note 3.1.6 - There is no restriction on the title of property, plant and equipments.

Note 3.1.7 - 'Other Adjustments' in financial year 2021 - 22 is on account of change in presentation from freehold land to ROU assets (Lease hold land). - Refer note 5.3



Notes to Standalone financial statements for the year ended on 31st March, 2023

Note 3.1 PROPERTY, PLANT AND EQUIPMENT (PPE) (Continued...)

Note 3.1.8 – Above note 3.1 includes following assets acquired through Business combination transaction in the financial year 2021 – 22 (Refer note 56):

(₹ in Crores)

Particulars	Gross Block				Depreciation and Amortization			Net Block	
	As at 1st April 2021	Addition	Disposal/ Adjustment	Other Adjustments	As at 1st November 2021	As at 1st April 2021	For the year	As at 1st November 2021	As at 31st March 2021
Freehold Land	1.17	-	-	-	1.17	-	-	1.17	1.17
Plant and Equipments	45.43	37.55	-	-	82.98	3.52	1.52	77.94	41.91
Total	46.60	37.55	-	-	84.15	3.52	1.52	79.11	43.08

Note 3.1.9– Details of all the immovable properties (other than properties where the Company is the lessee and the lease agreements are duly executed in favor of the lessee) whose title deeds are not held in the name of the Company.

Title Deeds of Immovable Properties:

Relevant line item in the Balance sheet	Description of item of property	Gross carrying value as on 31 March 2023	Gross carrying value as on 31 March 2022	Title deeds held in the name of	Whether title deed holder is a promoter, director or director or employee of promoter/ director	Property held since which date	Reason for not being held in the name of the Company	Disputed?
Property, Plant & Equipment – Freehold Land	Land-Survey No. 306-A-1 paiki 3, Post-Hazira, Taluka Choryasi, District-Surat (13,057 Sq. Mtrs)	₹ 15.88 Crores	₹ 15.88 Crores	Government of Gujarat	Promoter	01-05-1999	The legal dispute between the Government and Hazira Apbal Ganotiya Sahakari Mandali Ltd.(seller) regarding transfer or sale of land to private parties (including GGL) without necessary permission and breached the condition of utilization of land and in one of the order issued by Deputy Collector Choryasi Prant Surat dated 7th August 2009 clearly states that there is no breach of condition in case of GGL and land owners as Government has given permission to allocate land to Gujarat Gas subject to necessary payment of premium etc.	Yes
	Land-Survey No. 150 Mora village District-Surat (13,557 Sq. Mtrs)	₹ 1/-	₹ 1/-	Government of Gujarat	Promoter	05-04-2002	Land belongs to the Government and allotted under Navi sharat to private parties (seller) from whom GGL brought the land and later on land was made khalsa on 18.04.2002. In April 2010, Mamiatdar Office Choryasi had given revised letter to submit consent for making the 2.5 times premium of the value to regularize the land to Gujarat Gas that may be decided by the District Valuation Committee.	Yes
	Survey No. 896 and 913/2 Vil Ichhapur Hazira 6,559 Sq. Mtrs	₹ 21.35/- Crores	₹ 21.35/- Crores	Gujarat State Petroleum Corporation Limited	Promoter	01-04-2006	Acquired through demerger scheme and transfer of name yet not completed.	No

**Notes to Standalone financial statements for the year ended on 31st March 2023****Note 3.2 CAPITAL WORK IN PROGRESS****(₹ in Crores)**

Particulars	As at 31st March 2023	As at 31st March 2022
Capital Inventory	449.10	375.46
Capital Work-in-Progress (project under construction)	508.50	590.45
Total	957.60	965.91

Note:- Security Pledge of Assets: Refer to Note 20 on borrowings for details of security pledge of assets.

Note 3.2.1 Ageing Schedule**As on 31 March 2023:****(₹ in Crores)**

Capital work in progress	Amount in CWIP for a period of				Total
	Less than 1 Year	1-2 Years	2-3 Years	More than 3 Years	
Projects in Progress	730.24	155.04	33.61	35.56	954.45
Projects temporarily suspended	0.03	0.51	0.03	2.58	3.15
Total	730.27	155.55	33.64	38.14	957.60

As on 31 March 2022:**(₹ in Crores)**

Capital work in progress	Amount in CWIP for a period of				Total
	Less than 1 Year	1-2 Years	2-3 Years	More than 3 Years	
Projects in Progress	779.54	111.81	25.96	45.11	962.42
Projects temporarily suspended	0.02	0.00	2.17	1.29	3.49
Total	779.56	111.81	28.13	46.40	965.91

The Company is engaged in the business of City Gas Distribution (CGD) in India which involves distribution of gas from sources of supply to the end user customers. The CGD project is designed considering demand, supply and future requirements based on the facilities envisaged for CGD network in authorised areas for 25 years on the basis of authorization from Petroleum and Natural Gas Regulatory Board (PNGRB) to lay, build, operate or expand city or local natural gas distribution network. On the basis of demand projections, the CGD network is planned. Project execution plans are modulated on the basis of continuous ongoing expansion and all the projects are executed and expanded on ongoing basis as per rolling annual plan. Hence, it is considered that there is no project whose completion is overdue or has exceed its cost compared to its original plan.

Note 3.2.2- Above note 3.2 includes following assets acquired through Business combination transaction in the financial year 2021-22 (Refer note 56)

(₹ in Crores)

Capital work in progress	As at 1st November 2021
Capital Inventory	0.14
Capital Work-in-Progress (project under construction)	4.23
Total	4.37

Note 4 - INVESTMENT PROPERTY**(₹ in Crores)**

Particulars	As at 31st March 2023	As at 31st March 2022
Freehold land		
Balance at the beginning of the period	1.30	1.30
Add:- Acquisition during the year	-	-
Less:- Deletion during the year	-	-
Balance at the end of the period	1.30	1.30

**Notes to Standalone financial statements for the year ended on 31st March 2023****(i) Amount recognised in profit and loss for investment properties****(₹ in Crores)**

Particulars	For the year ended 31st March 2023	For the year ended 31st March 2022
Rental Income	1.61	0.20
Profit from investment properties	1.61	0.20

Till Financial Year 2021 – 22, the Company had recognized the rental – facilitation fees on Investment property for the financial years 2016-17 and 2017-18 on the basis of provisional working submitted by tenants and for financial year 2018-19, 2019-20, 2020-21 and 2021-22 on the basis of previous years working, as no further working of rental – facilitation fees was submitted by tenants post FY 2017-18. In this regard, the company was contesting the issue of valuation of land for rental – facilitation fees with tenant. During the year, the issue was resolved and hence, the Company has recognized rental – facilitation fees of ₹ 1.15 Crores till March 31, 2022 being difference between rental – facilitation fees agreed with tenant and the fees recognized so far on provisional basis. On similar lines, the Company has recognized rental – facilitation fees of ₹ 0.46 Crores for the financial year 2022-23.

(ii) Contractual Obligations

The Company has no contractual obligations to purchase, construct or develop investment property or for its repair, maintenance or enhancements.

(iii) Leasing Arrangements

The investment property is leased to tenant under long term operating leases with rentals payable annually as per the formula given in the agreement executed by both the parties. The lease period is 10 years (extendable as mutually agreed). Either party can terminate the agreement by giving 6 months notice (Non cancellable period). The future lease payments receivables can not be determined as the amount of rent is dependent on variable lease payment factors.

(iv) Fair Value**(₹ in Crores)**

Particulars	As at 31st March 2023	As at 31st March 2022
Investment Properties	3.20	3.20

Estimation of Fair Value

The fair value of investment property is based on the valuation by a registered valuer as defined under rule 2 of Companies (Registered Valuers and Valuation) Rules, 2017.

The Company obtains independent valuations for its investment properties once in every three to five years interval. Last fair valuation was done on 31st March 2021.

(v) Security Pledge: Refer to Note 20 on borrowings for details in terms of pledge of assets as security.

(vi) There is no restriction on the title and realisability of investment property or remittance of income and proceeds of disposals.

Note 4.1. Details of all the immovable properties (other than properties where the Company is the lessee and the lease agreements are duly executed in favor of the lessee) whose title deeds are not held in the name of the Company.

Title Deeds of Immovable Properties:**As on 31 March 2023:**

Relevant line item in the Balance sheet	Description of item of property	Gross carrying value as on 31st March 2023	Title deeds held in the name of	Whether title deed holder is a promoter, director or relative of promoter / director or employee of promoter/director	Property held since which date	Reason for not being held in the name of the Company	Disputed?
Investment Property	Nil						

As on 31 March 2022:

Relevant line item in the Balance sheet	Description of item of property	Gross carrying value as on 31st March 2022	Title deeds held in the name of	Whether title deed holder is a promoter, director or relative of promoter / director or employee of promoter/director	Property held since which date	Reason for not being held in the name of the Company	Disputed?
Investment Property - Freehold Land	Survey No. 477 Village Dasarath, District-Vadodara 2,002 Sq. Mtrs	₹ 1.30 Crores	Gujarat State Petroleum Corporation Limited	Promoter	01-04-2006	Acquired through demerger scheme and transfer of name was under process.	No



Notes to Standalone financial statements for the year ended on 31st March 2023

Note 5.1 INTANGIBLE ASSETS

Intangible assets as at 31st March 2023

(₹ in Crores)

Particulars	Gross Block			Amortization			Net Block	
	As at 1st April 2022	Addition	Disposal/ Adjustment	As at 31st March 2023	For the Year	Disposal/ Adjustment	As at 31st March 2023	As at 31st March 2022
ROW Permissions	441.45	86.58	0.91	527.12	15.68	0.24	435.42	365.19
ROU	14.24	0.31	-	14.55	-	-	14.55	14.24
Software and other Intangibles	105.26	10.48	0.01	115.73	8.78	0.01	26.19	24.49
Total Intangible Assets	560.95	97.37	0.92	657.40	24.46	0.25	476.16	403.92

Intangible assets as at 31st March 2022

(₹ in Crores)

Particulars	Gross Block			Amortization			Net Block	
	As at 1st April 2021	Addition	Disposal/ Adjustment	As at 31st March 2022	For the Year	Disposal/ Adjustment	As at 31st March 2022	As at 31st March 2021
ROW Permissions	400.91	40.54	-	441.45	14.04	-	365.19	338.69
ROU	14.98	0.12	0.86	14.24	-	-	14.24	14.98
Software and other Intangibles	97.99	8.15	0.88	105.26	7.93	0.88	24.49	24.27
Total Intangible Assets	513.88	48.81	1.74	560.95	21.97	0.88	403.92	377.94

Note 5.1.1 - Right of Way (ROW) Permissions: The useful lives of Right of Way (ROW) Permissions as estimated by the management for the amortization is 30 years. The useful lives of ROW Permission are inextricably linked with the pipeline networks being laid, which corresponds with the useful life of 30 years of Plant and Machinery - Pipelines network for which the Right of Way (ROW) Permission has been obtained. The Useful life of 30 years of the Right of Way (ROW) Permissions is dependent on the useful life of Plant and Machinery - Pipelines i.e. Pipeline network of the company.

Note 5.1.2 - Right of Use (ROU): The company acquires the 'Right of Use' (hereinafter referred to as 'ROU') for the purpose of laying and maintenance of the underground pipeline and vests in the company and the company has the right to use the same in the manner for which it has been acquired. The acquisition of ROU is governed by the legal process as per the Act, the company has paid the compensation /consideration of the ROU -land determined by the competent authority under the Act and any person authorised by the company, have unrestricted right of entry and lay pipeline or do any other act necessary for the purpose of laying of pipeline.

The company has disclosed the cost incurred for acquisition of ROU as 'Right of Use' in the Intangible Asset schedule. Since the ROU does not have a defined life, it is perpetual in nature. Accordingly based on requirements of Ind AS 38 - Intangible Assets, the same is tested for impairment and not amortised.

Note 5.1.3 - Impairment of Assets: There is no impairment of any assets in terms of Ind AS - 36 on "Impairment of Assets". Based on the review, the management is of the opinion that there are no impairment indicators that necessitate any adjustments to the carrying value of intangible assets.

Note 5.1.4 - Security Pledge of Assets: Refer to Note 20 on borrowings for details in terms of pledge of assets as security.

Note 5.1.5 - Refer to note 4.3 for disclosure of contractual commitments for the acquisition of intangible assets.

Note 5.1.6 - The company has not carried out revaluation of intangible assets.

Note 5.1.7 - The company has elected to measure all its intangible assets at the previous GAAP carrying amount i.e. March 31, 2015 as its deemed cost on the date of transition to Ind AS i.e. April 01, 2015.

Note 5.1.8 - There is no restriction on the title of intangible assets.

Note 5.1.9 - Above note 5.1 includes following assets acquired through Business combination transaction in the financial year 2021 - 22 (Refer note 56):

Particulars	Gross Block			Amortization			Net Block	
	As at 1st April 2021	Addition	Disposal/ Adjustment	As at 1st November 2021	For the Year	Disposal/ Adjustment	As at 1st November 2021	As at 31st March 2021
ROW Permissions	27.68	1.73	-	29.41	0.57	-	1.92	26.32
Total	27.68	1.73	-	29.41	0.57	-	1.92	26.32

(₹ in Crores)



Notes to Standalone financial statements for the year ended on 31st March 2023

Note 5.2. INTANGIBLE ASSETS UNDER DEVELOPMENT

Particulars	As at 31st March 2023		As at 31st March 2022	
	Less than 1 Year	More than 1 Year	Less than 1 Year	More than 1 Year
Right of Use (ROU)		0.01		0.06
Right of Way (ROW) Permissions		25.50		25.86
SAP SuccessFactors Implementation Project		-		0.47
Total		25.51		26.39

Note 5.2.1 Ageing Schedule

As on 31 March 2023:

Intangible assets under development	Amount in CWIP for a period of			Total
	Less than 1 Year	1-2 Years	2-3 Years	
Projects in Progress	13.13	3.77	5.04	24.16
Projects temporarily suspended	-	-	0.00	1.35
Total	13.13	3.77	5.04	25.51

As on 31 March 2022:

Intangible assets under development	Amount in CWIP for a period of			Total
	Less than 1 Year	1-2 Years	2-3 Years	
Projects in Progress	11.53	10.08	1.73	23.93
Projects temporarily suspended	-	0.00	0.86	2.46
Total	11.53	10.08	2.60	26.39

The Company is engaged in the business of City Gas Distribution (CGD) in India which involves distribution of gas from sources of supply to the end user customers. The CGD project is designed considering demand, supply and future requirements based on the facilities envisaged for CGD network in authorised areas for 25 years on the basis of authorization from Petroleum and Natural Gas Regulatory Board (PNGRB) to lay, build, operate or expand city or local natural gas distribution network. On the basis of demand projections, the CGD network is planned. Project execution plans are modulated on the basis of continuous ongoing expansion and all the projects are executed and expanded on ongoing basis as per rolling annual plan. Hence, it is considered that there is no project whose completion is overdue or has exceeded its cost compared to its original plan.



Notes to Standalone financial statements for the year ended on 31st March, 2023

Note 5.3- RIGHT-OF-USE ASSETS

Right-of-use assets (Leases) as at 31st March 2023

Particulars	Gross Block			Amortization			Net Block			
	As at 1st April 2022	Addition	Disposal/ Adjustment	Other Adjustments/ Reassessment	As at 31st March 2023	For the Year	Disposal/ Adjustment	Other Adjustments/ Reassessment	As at 31st March 2023	As at 31st March 2022
Land	157.09	9.31	2.42	0.04	164.02	4.46	0.12	-	16.63	144.80
Buildings	6.84	3.85	2.96	-	7.73	1.69	1.97	-	3.26	4.47
Plant and Equipments	31.31	-	-	-	31.31	2.09	-	-	8.07	23.24
Vehicles	94.89	20.58	1.78	-	113.69	21.10	0.80	-	30.40	83.29
Total	290.13	33.74	7.16	0.04	316.75	29.34	2.89	-	58.36	258.39

Right-of-use assets (Leases) as at 31st March 2022

Particulars	Gross Block			Amortization			Net Block			
	As at 1st April 2021	Addition	Disposal/ Adjustment	Other Adjustments/ Reassessment	As at 31st March 2022	For the Year	Disposal/ Adjustment	Other Adjustments/ Reassessment	As at 31st March 2022	As at 31st March 2021
Land	124.15	3.62	0.33	29.65	157.09	5.87	0.20	0.33	12.29	144.80
Buildings	7.24	-	0.40	-	6.84	1.36	0.35	-	3.54	3.30
Plant and Equipments	31.31	-	-	-	31.31	2.09	-	-	5.98	25.33
Vehicles	26.21	77.56	8.88	-	94.89	15.60	8.88	-	10.10	84.79
Total	188.91	81.18	9.61	29.65	290.13	24.92	9.43	0.33	31.91	172.82

Note 5.3.1 - "Other adjustment" in financial year 2021-22 includes change from freehold land to ROU assets (Lease hold land) ₹ 29.31 Crores. Consequent to this, effect of amortisation, which is not significant, is given in previous financial year.

Note 5.3.2 - The company has not carried out revaluation of ROU assets.

**Notes to Standalone financial statements for the year ended on 31st March 2023****Note 5.3- RIGHT-OF-USE ASSETS (Continued...)**

Note 5.3.3- Details of all the immovable properties (other than properties where the Company is the lessee and the lease agreements are duly executed in favor of the lessee) whose title deeds are not held in the name of the Company.

Title Deeds of Immovable Properties:**As on 31 March 2023:**

Relevant line item in the Balance sheet	Description of item of property	Gross carrying value as on 31 March 2023	Title deeds held in the name of	Whether title deed holder is a promoter, director or relative# of promoter*/ director or employee of promoter/ director	Property held since which date	Reason for not being held in the name of the Company	Disputed?
Right-of-use assets (Leases)	NIL						

As on 31 March 2022:

Relevant line item in the Balance sheet	Description of item of property	Gross carrying value as on 31 March 2022	Title deeds held in the name of	Whether title deed holder is a promoter, director or relative# of promoter*/ director or employee of promoter/ director	Property held since which date	Reason for not being held in the name of the Company	Disputed?
Right-of-use assets (Leases)- Land	Indian Red Cross Society, District branch, Bhathinda	₹ 3.45 Crores	Gujarat State	Promoter	Business transfer agreement effective from 01.11.2021. (Refer Note 56)	Acquired through business transfer agreement effective from 01.11.2021. Transfer of name was under process.	No
	Survey no - 593 Village Sivian HB no. 72 Tehsil and District Bhathinda	₹ 0.81 Crores	Petronet Limited				
	Revenue Survey no. Khasra no. 51/4, 51/5, 51/6 and 51/7, Village - Fatehpur Rajputana, Tehsil Amritsar-1, District - Amritsar	₹ 1.60 Crores					

Note 6 NON- CURRENT FINANCIAL ASSETS : INVESTMENT IN ASSOCIATE**(₹ in Crores)**

Particulars	As at 31st March 2023	As at 31st March 2022
Investments in equity shares carried at cost (fully paid)		
Unquoted Equity Shares		
25000 (Previous year: 25,000) Fully Paid up Equity Shares of ₹ 10 each of Guj Info Petro Limited	0.03	0.03
Total	0.03	0.03
Extent of Holding	49.94%	49.94%
Place of business/ country of incorporation	India	India
Description of method used to account for the investments (Cost or fair value)	At Cost	At Cost

Other information:-

(a) Aggregate amount of quoted investments and market value thereof;	Nil	Nil
(b) Aggregate amount of unquoted investments; and	0.03	0.03
(c) Aggregate amount of impairment in value of investments.	Nil	Nil

Note 7 NON- CURRENT FINANCIAL ASSETS : INVESTMENTS**(₹ in Crores)**

Particulars	As at 31st March 2023	As at 31st March 2022
Investments in equity shares accounted through OCI (fully paid)		
Unquoted Equity Shares		
2,00,00,000 (Previous year: 2,00,00,000) Fully Paid Up Equity Shares of ₹ 1 each of Gujarat State Petroleum Corporation Limited	30.38	22.36
200 (Previous year: 200) Fully Paid Up Equity Shares of ₹ 25 each of Kalupur Co Op Comm Bank Limited [₹ 5000 (Previous year ₹ 5000)]	0.00	0.00
Total	30.38	22.36

Figures INR 0.00 denotes amount less than INR 50,000/-.

**Notes to Standalone financial statements for the year ended on 31st March 2023****Note 7 NON- CURRENT FINANCIAL ASSETS : INVESTMENTS (Continued...)****OTHER INFORMATION :****(₹ in Crores)**

Particulars	As at 31st March 2023	As at 31st March 2022
(a) Aggregate amount of quoted investments and market value thereof;	Nil	Nil
(b) Aggregate amount of unquoted investments; and	30.38	22.36
(c) Aggregate amount of impairment in value of investments.	Nil	Nil

Refer Note no. 45 for financial Instruments, fair value and measurements

Note 8 NON- CURRENT FINANCIAL ASSETS : LOANS**(₹ in Crores)**

Particulars	As at 31st March 2023	As at 31st March 2022
Loan to Employees [Unsecured, considered good]	2.74	3.56
Total	2.74	3.56

Refer Note 45 for financial Instruments, fair value and measurements

Refer Note 20 on borrowings for details in terms of pledge of assets as security.

Refer Note 51 for Loans to Promoters, Directors, KMPs and Related parties

Note 9 NON- CURRENT FINANCIAL ASSETS : OTHERS**(₹ in Crores)**

Particulars	As at 31st March 2023	As at 31st March 2022
Security Deposits (Refer Note 9.1)		
To Related Parties [Unsecured, considered good]	104.25	79.96
To Others [Unsecured, considered good]	75.16	64.04
To Others [Credit impaired]	10.43	11.78
	189.84	155.78
Less: Allowance for bad and doubtful	(10.43)	(11.78)
Less :Security Deposits adjustment for amortised cost	(81.88)	(63.27)
Total Security Deposits	97.53	80.73
Receivable from employee [Unsecured, considered good]	0.39	0.54
Other Receivable [Considered Doubtful]	0.36	0.36
Less: Allowance for bad and doubtful	(0.36)	(0.36)
Total	97.92	81.27

Note no. 9.1: The Company has given refundable security deposits in form of fixed bank deposits to various project authorities to be held in their name and custody. It will be refunded after satisfactory completion of work. The company has therefore shown these fixed bank deposits amounting ₹ 51.09 Crores (Previous Year ₹ 38.66 Crores) and interest accrued on such fixed bank deposits ₹ 8.62 Crores (Previous Year ₹ 7.81 Crores), till they are in custody with project authorities as "Security Deposits" under the Note- "Non- Current Financial Assets : Others" in the balance sheet.

Refer Note 45 for financial Instruments, fair value and measurements

Refer Note 20 on borrowings for details in terms of pledge of assets as security.

**Notes to Standalone financial statements for the year ended on 31st March 2023****Note 10 OTHER NON- CURRENT ASSETS**

(₹ in Crores)

Particulars	As at 31st March 2023	As at 31st March 2022
Capital advances		
Capital advances [Unsecured, considered good]	123.87	142.54
Capital advances [Credit Impaired]	2.78	3.63
	126.65	146.17
Less: Allowance for bad and doubtful	(2.78)	(3.63)
Total	123.87	142.54
Advance against expenses		
Other advances - [Unsecured, considered good]	0.07	1.30
Advance payment of income tax [Net of provisions] (Refer Note 30)	42.70	45.26
Prepaid Expenses	128.35	109.26
Balances with Government authorities for Litigations	18.49	18.11
Balances with Government authorities - VAT credit refundable	148.40	117.57
Deferred employee benefit cost	2.14	2.87
Other non-current assets	0.03	0.03
Total	464.05	436.94

Refer Note 48 for Related party balances

Refer Note 20 on borrowings for details in terms of pledge of assets as security.

Note 11 INVENTORIES

(₹ in Crores)

Particulars	As at 31st March 2023	As at 31st March 2022
Natural Gas	16.92	14.16
Stores and spares	41.37	39.23
Deferred delivery-Natural Gas (Goods in transit)	2.89	-
Total	61.18	53.39

For Valuation- Refer note 2(m)

Refer Note 20 on borrowings for details in terms of pledge of assets as security.

Note 12 CURRENT FINANCIAL ASSETS : TRADE RECEIVABLES

(₹ in Crores)

Particulars	As at 31st March 2023	As at 31st March 2022
Trade Receivables (A)		
Trade Receivables considered good - Secured	245.56	271.80
Trade Receivables considered good - Unsecured (Backed by Bank guarantee)	485.08	430.07
Trade Receivables considered good - Unsecured (Others)	156.47	153.88
Trade Receivables - credit impaired	19.74	13.64
Total	906.85	869.39
Less: Allowance for bad and doubtful	19.74	13.64
Total (A)	887.11	855.75
Unbilled Revenue (B)	134.04	74.30
Total (A+B)	1,021.15	930.05

Refer Note 45 for financial Instruments, fair value and measurements

Refer Note 48 for Related party balances

Refer Note 20 on borrowings for details in terms of pledge of assets as security.

**Notes to Standalone financial statements for the year ended on 31st March 2023****Note 12.1 Trade Receivable ageing schedule:****As on 31 March 2023:****(₹ in Crores)**

Particulars	Outstanding for following period from due date of payment							Total
	Unbilled	Not Due	Less than 6 months	6 months-1 year	1-2 years	2-3 years	More than 3 years	
(i) Undisputed Trade Receivables - Considered good	-	796.93	75.06	3.85	1.14	0.34	0.78	878.10
(ii) Undisputed Trade Receivables - which have significant increase in credit risk	-	-	-	-	-	-	-	-
(iii) Undisputed Trade Receivables - Credit Impaired	-	3.32	3.75	2.77	1.24	0.40	1.26	12.74
(iv) Disputed Trade Receivables - Considered Good	-	0.05	3.30	0.85	1.05	0.80	2.96	9.01
(v) Disputed Trade Receivables - which have significant increase in credit risk	-	-	-	-	-	-	-	-
(vi) Disputed Trade Receivables - Credit Impaired	-	-	0.36	1.07	1.23	0.77	3.57	7.00
(vii) Unbilled	134.04	-	-	-	-	-	-	134.04
Total	134.04	800.30	82.47	8.54	4.66	2.31	8.57	1,040.89
Less: Allowance for bad and doubtful								
(viii) Allowance for doubtful - Undisputed Trade receivables	-	(3.32)	(3.75)	(2.77)	(1.24)	(0.40)	(1.26)	(12.74)
(ix) Allowance for doubtful - Disputed Trade receivables	-	-	(0.36)	(1.07)	(1.23)	(0.77)	(3.57)	(7.00)
Net Trade Receivables	134.04	796.98	78.36	4.70	2.19	1.14	3.74	1,021.15

As on 31 March 2022:**(₹ in Crores)**

Particulars	Outstanding for following period from due date of payment							Total
	Unbilled	Not Due	Less than 6 months	6 months-1 year	1-2 years	2-3 years	More than 3 years	
(i) Undisputed Trade Receivables - Considered good	-	739.39	102.54	5.14	2.08	0.62	1.22	850.97
(ii) Undisputed Trade Receivables - which have significant increase in credit risk	-	-	-	-	-	-	-	-
(iii) Undisputed Trade Receivables - Credit Impaired	-	1.50	2.79	1.14	0.95	0.35	1.92	8.65
(iv) Disputed Trade Receivables - Considered Good	-	0.05	0.93	0.30	0.56	0.54	2.39	4.77
(v) Disputed Trade Receivables - which have significant increase in credit risk	-	-	-	-	-	-	-	-
(vi) Disputed Trade Receivables - Credit Impaired	-	0.00	0.20	0.35	0.68	0.61	3.14	4.99
(vii) Unbilled	74.30	-	-	-	-	-	-	74.30
Total	74.30	740.93	106.46	6.93	4.27	2.13	8.67	943.69
Less: Allowance for bad and doubtful								
(viii) Allowance for doubtful - Undisputed Trade receivables	-	(1.50)	(2.79)	(1.14)	(0.95)	(0.35)	(1.92)	(8.65)
(ix) Allowance for doubtful - Disputed Trade receivables	-	(0.00)	(0.20)	(0.35)	(0.68)	(0.61)	(3.14)	(4.99)
Net Trade Receivables	74.30	739.43	103.47	5.44	2.63	1.17	3.61	930.05

**Notes to Standalone financial statements for the year ended on 31st March 2023****Note 13 CURRENT FINANCIAL ASSETS : CASH AND CASH EQUIVALENTS****(₹ in Crores)**

Particulars	As at 31st March 2023	As at 31st March 2022
(a) Balance with banks		
Balance in bank account [with Sweep -In deposit facility]	48.52	17.98
(b) Balance with financial Institutions		
Deposits with original maturity of three months or less		
Intercorporate deposits/ Liquid deposits with Gujarat State Financial Services Ltd	624.76	-
(c) Cash on hand	1.42	1.61
Total	674.70	19.59

Refer Note 45 for financial Instruments, fair value and measurements

Refer Note 48 for Related party balances

Refer Note 20 on borrowings for details in terms of pledge of assets as security.

Note 14 CURRENT FINANCIAL ASSETS : OTHER BANK BALANCES**(₹ in Crores)**

Particulars	As at 31st March 2023	As at 31st March 2022
Earmarked balances in unclaimed dividend accounts (Refer Note 14.1)	1.35	1.52
Earmarked balances in CSR account	4.91	-
Margin money or security against borrowings & guarantees	0.02	0.02
Total	6.28	1.54

Note 14.1 : The balances in dividend accounts are not available for use by the Company and the money remaining unpaid will be deposited in the Investor Protection and Education Fund after the expiry of 7 years from the date they became due for payment. No amount is due at the end of the period for credit to Investor Protection and Education fund.

Refer Note 45 for financial Instruments, fair value and measurements

Refer Note 20 on borrowings for details in terms of pledge of assets as security.

Note 15 CURRENT FINANCIAL ASSETS : LOANS**(₹ in Crores)**

Particulars	As at 31st March 2023	As at 31st March 2022
Loans to employees [Unsecured, considered good]	3.84	2.91
Amount Receivable from ESOP Trust / Gratuity trust	0.00	-
Total	3.84	2.91

Figures INR 0.00 denotes amount less than INR 50,000/-.

Refer Note 20 on borrowings for details in terms of pledge of assets as security.

Refer Note 45 for financial Instruments, fair value and measurements

Refer Note 51 for Loans to Promoters, Directors, KMPs and Related parties

Note 16 CURRENT FINANCIAL ASSETS : OTHERS**(₹ in Crores)**

Particulars	As at 31st March 2023	As at 31st March 2022
Unbilled Receivables-Other Income	0.46	0.99
Insurance claim receivable	0.07	0.05
Staff - Employee Advance	0.02	-
Receivable from employees	0.32	0.65
Other receivables [Unsecured, considered good]:-		
From Related parties	0.49	6.25
From Others	8.50	8.86
Total	9.86	16.80

Refer Note 20 on borrowings for details in terms of pledge of assets as security.

Refer Note 45 for financial Instruments, fair value and measurements

Refer Note 48 for Related party balances

**Notes to Standalone financial statements for the year ended on 31st March 2023****Note 17 CURRENT ASSETS : OTHERS**

(₹ in Crores)

Particulars	As at 31st March 2023	As at 31st March 2022
Advances for expenses		
To Related parties [Unsecured, considered good]	15.62	-
To Others [Unsecured, considered good]	10.56	10.79
Advances for expenses [Credit Impaired]	0.13	-
	26.31	10.79
Less: Allowance for bad and doubtful	(0.13)	-
Total	26.18	10.79
Prepaid Expenses	30.62	27.78
Prepaid Expenses-CSR	0.28	-
Indirect Tax credit receivable (Excise, VAT, GST etc.)	23.34	29.18
Balances with Government authorities - VAT credit refundable	120.06	292.46
Deferred employee benefit cost	1.70	3.13
Total	202.18	363.34

Refer Note 20 on borrowings for details in terms of pledge of assets as security.

Refer Note 45 for financial Instruments, fair value and measurements

Refer Note 48 for Related party balances

Note 18 SHARE CAPITAL**Note 18.1 Authorised, issued, subscribed, fully paid up share capital**

(₹ in Crores)

Particulars	As at 31st March 2023		As at 31st March 2022	
	No. of shares	Amount	No. of shares	Amount
Authorised				
Equity Shares of ₹2 each	8,67,55,00,000	1,735.10	8,67,55,00,000	1,735.10
7.5% Redeemable preference Shares of ₹ 10 each	1,70,00,000	17.00	1,70,00,000	17.00
Preference shares of ₹ 10 each	50,00,000	5.00	50,00,000	5.00
Issued, Subscribed and Paid up				
Equity Shares of ₹ 2 each (fully paid-up)	68,83,90,125	137.68	68,83,90,125	137.68
Total	68,83,90,125	137.68	68,83,90,125	137.68

Note 18.2 Reconciliation of shares outstanding at the beginning and at the end of the reporting period (₹ in Crores)

Particulars	As at 31st March 2023		As at 31st March 2022	
	Equity Shares of ₹ 2 each fully paid		Equity Shares of ₹ 2 each fully paid	
	No. of shares	Amount	No. of shares	Amount
Shares outstanding at the beginning of the period	68,83,90,125	137.68	68,83,90,125	137.68
Add: Shares issued during the period	-	-	-	-
Less: Changes during the period	-	-	-	-
Shares outstanding at the end of the period	68,83,90,125	137.68	68,83,90,125	137.68

Note 18.3: Terms/ rights attached to equity shares

The company has only one class of equity shares having a face value of ₹ 2 per share (previous year ₹ 2 each). Each holder of equity shares is entitled to one vote per share. The company declares and pays dividends in Indian rupees. The dividend proposed by the Board of Directors is subject to the approval of the shareholders in the ensuing Annual General Meeting.

In the event of liquidation of the company, the holders of equity shares will be entitled to receive residual assets of the company. The distribution will be in proportion to the number of equity shares held by the shareholders.

**Notes to Standalone financial statements for the year ended on 31st March 2023****Note 18.4 Share holding by prescribed entities**

Out of Equity shares issued by the company, shares held by its holding company and their subsidiaries and associates are as under:

(₹ in Crores)

Share Holder (Nature of Relationship)	As at 31st March 2023		As at 31st March 2022	
	No. of Equity Shares of ₹ 2 each fully paid	Amount	No. of Equity Shares of ₹ 2 each fully paid	Amount
(i) Gujarat State Petronet Limited (current year :- Holding Company and previous year :- Holding Company)	37,28,73,995	74.57	37,28,73,995	74.57
(ii) Gujarat State Energy Generation Limited (current year :- Associate of Ultimate Holding Company and previous year :- Associate of Intermediate Holding Company)	13,32,235	0.27	13,32,235	0.27
(iii) Gujarat State Fertilizers and Chemicals Limited (current year :-NA and previous year :- Associate of Ultimate Holding Company)*	-	-	4,69,14,475	9.38
(iv) Gujarat Alkalies & Chemicals Limited (current year :-NA and previous year :- Associate of Ultimate Holding Company)*	-	-	2,13,15,785	4.26
(v) Gujarat Narmada Valley Fertilizers & Chemicals Limited (current year :-NA and previous year :- Associate of Ultimate Holding Company)*	-	-	2,66,445	0.05

*During the financial year 2022-23, there has been change in shareholding of Gujarat State Petroleum Corporation Limited (GSPC) in lieu of which Gujarat State Investment Limited (GSIL) ceased to be holding company of GSPC w.e.f 19th October 2022. Consequently, GSIL has ceased to be Ultimate Holding company of Gujarat Gas Limited and GSPC has become ultimate holding company of Gujarat Gas Limited. Accordingly, equity shares held by Associates of GSIL is not required to disclose as at 31st March 2023.

Note 18.5 Shareholders holding more than 5 % of total share capital

Name of Shareholder	As at 31st March 2023		As at 31st March 2022	
	No. of Shares held	% of Holding	No. of Shares held	% of Holding
	Equity Shares of ₹ 2 each fully paid		Equity Shares of ₹ 2 each fully paid	
Gujarat State Petronet Limited	37,28,73,995	54.17%	37,28,73,995	54.17%
Gujarat State Fertilizers and Chemicals Limited	4,69,14,475	6.82%	4,69,14,475	6.82%
Government of Gujarat	4,49,77,310	6.53%	4,49,77,310	6.53%

Note 18.6 Disclosures of Shareholding of Promoters - Shares held by the Promoters:

Promoter name	Class of Shares	As at 31st March 2023		As at 31st March 2022		% Change during the year
		No. of Shares	% of total shares	No. of Shares	% of total shares	
Gujarat State Petroleum Corporation Limited	Equity	-	-	-	-	-
Gujarat State Petronet Limited	Equity	37,28,73,995	54.17%	37,28,73,995	54.17%	0.00%
Government of Gujarat	Equity	4,49,77,310	6.53%	4,49,77,310	6.53%	0.00%
Gujarat State Energy Generation Limited	Equity	13,32,235	0.19%	13,32,235	0.19%	0.00%
Total		41,91,83,540	60.89%	41,91,83,540	60.89%	

Note 18.7 Details of Bought back of shares, Bonus Shares and Shares issue without payment being received in Cash:

The company has not bought back any equity shares, has not allotted any shares as fully paid up pursuant to contracts without payment being received in cash and has not allotted bonus shares during the period of five years immediately preceding the date of balance sheet. Further, there are no shares which are reserved for issue under options and contracts or commitments for the sale of shares or disinvestment.

**Notes to Standalone financial statements for the year ended 31st March 2023****Note 18.8 Proposed Dividend:**

The Board of Directors, in its meeting on 10th May, 2023, have proposed a final dividend of ₹ 6.65 per equity share (Face value of ₹ 2/- each) for the financial year ended on 31st March,2023. The proposal is subject to the approval of shareholders at the Annual General Meeting and, if approved, would result in a cash outflow of ₹ 457.78 crores.

The Board of Directors, in its meeting on 10th May, 2022, had proposed a final dividend of ₹ 2.00 per equity share (Face value of ₹ 2/- each) for the financial year ended on 31st March,2022. The proposal was approved by shareholders at the Annual General Meeting and this resulted in a cash outflow of ₹ 137.68 crores.

Note-19 OTHER EQUITY**(₹ in Crores)**

Particulars	As at 31st March 2023	As at 31st March 2022
(A) Reserves & Surplus		
General Reserve		
Opening Balance	2.72	2.72
Add/Less : Adjustment during the year	-	-
Closing Balance	2.72	2.72
Amalgamation and arrangement Reserve		
Opening Balance	879.59	879.59
Add/Less : Adjustment during the year	-	-
Closing Balance	879.59	879.59
Capital Reserve (Refer note 56)		
Opening Balance	(23.98)	(23.98)
Add/Less : Adjustment during the year	-	-
Closing Balance	(23.98)	(23.98)
Retained Earnings		
Opening balance	4,710.91	3,562.38
Add: Profit during the year	1,525.47	1,285.64
Remeasurement of post employment benefit obligation (net of tax)	2.30	0.57
Total	6,238.68	4,848.59
Less : Appropriations		
Dividend	(137.68)	(137.68)
Closing Balance	6,101.00	4,710.91
Total (A)	6,959.33	5,569.24
(B) Equity instrument through OCI		
Opening Balance	(107.63)	(109.75)
Add/Less : Change in fair value of equity instrument	8.02	2.62
Add/Less : Income tax relating to above item	(1.80)	(0.50)
Closing Balance (B)	(101.41)	(107.63)
Total other equity (A+B)	6,857.93	5,461.62

Nature and purpose of reserves :**General reserve**

The general reserve is used from time to time to transfer profits from retained earnings for appropriation purpose. As the general reserve is created by transfer from one component of equity to another and is not an item of other comprehensive income, items included in the general reserve will not be reclassified subsequently to profit and loss.

Amalgamation and Arrangement Reserve

The "Amalgamation and Arrangement Reserve", created pursuant to scheme of amalgamation and arrangement, is treated as free reserve based on the judgment of Honourable Gujarat High Court dated 18th April 2015 read with relevant other court decisions.

Retained Earnings

Retained earnings represents surplus / accumulated earnings of the company available for distribution to shareholders.

Capital Reserve

Capital Reserve not available for distribution of dividend and expected to remain invested permanently.

Negative capital reserve represents difference between the consideration and carrying amount of net assets/liabilities acquired as per business transfer agreement for transactions among entities under common control.

Equity instrument through OCI

The Company has elected to recognise changes in the fair value of certain investments in equity securities in other comprehensive income. These changes are accumulated within the Equity instrument through OCI reserve within equity.



Notes to Standalone financial statements for the year ended on 31st March 2023

Note 20 NON-CURRENT FINANCIAL LIABILITIES: BORROWINGS

	(₹ in Crores)			
	As at 31st March 2023		As at 31st March 2022	
Secured borrowings	Non-Current	Current*	Non-Current	Current*
Term Loan from Banks (Refer Note 20.1)	-	-	390.97	86.95
Total secured borrowings	-	-	390.97	86.95

*For current maturities of long term borrowing amount disclosed under the head "Current Financial Liabilities: Borrowings" (Note 25) The Company does not have any defaults in repayment of loans and interest as at the reporting date.

20.1 Term Loan from Banks

Name of lender	Terms of repayment	Current Interest Rate \$	Maturity	As at 31st March 2023		As at 31st March 2022	
				Non-Current	Current	Non-Current	Current
From banks HDFC Bank Term Loan II #	NA (for Previous year: Quarterly Installment from March 2021 to September 2027)	NA	NA	-	-	390.97	86.95
Total				-	-	390.97	86.95

During this financial year 2022-23, Company made pre-payment of term loans (HDFC Bank Term Loan II) of ₹ 446.60 Crores out of internal accruals of the company.

\$ Interest rate is as on balance sheet date and interest on borrowing is payable on monthly basis.

Refer Note 45 for financial Instruments, fair value measurements.

The details of security given for all loans are as under:

Type of Loan	As at 31st March 2023	As at 31st March 2022
Secured Borrowings	Not Applicable	For HDFC Bank RTL II: A first ranking pari passu charge over movable fixed assets (both present and future) of the Borrower (except any ROU, ROW, any immovable fixed assets, lease assets and all other assets which are not permitted to be transferred in the name of the Borrower and/or creation of charge is not permissible in favor of the Bank).
Guarantee by Directors or others	Not Applicable	None of the loan has been guaranteed by the directors or others
Loan from related party	Not Applicable	None of the loan has been taken from the related party(ies)

Note 20.2 The Company has obtained various borrowings from banks on basis of above security wherein submission of the quarterly returns/ statements of current assets is not required as per sanction letter.



Notes to Standalone financial statements for the year ended on 31st March 2023

Note 21 LEASE LIABILITIES

(₹ in Crores)

Particulars	As at 31st March 2023		As at 31st March 2022	
	Non-Current	Current	Non-Current	Current
Lease Liabilities (Refer note 50)	123.93	28.39	125.33	22.45
Total	123.93	28.39	125.33	22.45

Note 22 NON-CURRENT PROVISIONS

(₹ in Crores)

Particulars	As at 31st March 2023	As at 31st March 2022
Provision for employee benefits (Refer note 47)		
Provision for Long service benefits	0.98	0.93
Provision for leave encashment	54.02	52.75
Provision for Superannuation	-	0.10
Total	55.00	53.78

Note 23 DEFERRED TAX LIABILITIES (Net)

(₹ in Crores)

Particulars	As at 31st March 2023	As at 31st March 2022
A. Deferred tax Liabilities		
Tax effect of items constituting :		
Property, plant and equipment & Intangible assets	909.08	858.81
Investments	6.19	4.39
Total - A	915.27	863.20
B. Deferred tax asset		
Tax effect of items constituting :		
Employee benefits	14.26	14.90
Provisions	30.57	18.14
Other items*	24.34	22.44
Total - B	69.17	55.48
Deferred tax Liabilities (Net) (A-B)	846.10	807.72

*Other items includes effects of Leases (IND AS 116), Deferred revenue (IND AS115), financial instruments measurement etc.

(a) Deferred tax balances and movement for FY 2022-23

(₹ in Crores)

Particulars	As at 1st April 2022	Recognised in profit or loss		Recognised in OCI	Other Adjustments	As at 31st March 2023
		Restatement	Others			
Deferred tax Liabilities - Tax effect of items constituting -						
Property, plant and equipment & Intangible assets	858.81		50.27	-	-	909.08
Investments	4.39		-	1.80	-	6.19
Total	863.20	-	50.27	1.80	-	915.27
Deferred tax asset- Tax effect of items constituting -						
Employee benefits	14.90		0.14	(0.77)		14.26
Provisions	18.14		12.43	-		30.57
Other items	22.44		1.90	-		24.34
Total	55.48	-	14.47	(0.77)	-	69.17
Net deferred tax Liabilities	807.72	-	35.80	2.57	-	846.10

**Notes to Standalone financial statements for the year ended on 31st March 2023****Note 23 DEFERRED TAX LIABILITIES (Net) (Continued...)****(b) Deferred tax balances and movement for FY 2021-22****(₹ in Crores)**

Particulars	At as 1st April 2021	Recognised in profit or loss		Recognised in OCI	Other Adjustments/ Capital Reserve	As at 31st March 2022
		Restatement	Others			
Deferred tax Liabilities - Tax effect of items constituting -						
Property, plant and equipment & Intangible assets	834.34		24.47	-	-	858.81
Investments	3.90		-	0.50	-	4.39
Total	838.24	-	24.47	0.50	-	863.20
Deferred tax asset - Tax effect of items constituting -						
Employee benefits	13.28		1.81	(0.19)	-	14.90
Provisions	12.67		5.47	-	-	18.14
Other items	19.77		2.67	-	-	22.44
Total	45.72	-	9.95	(0.19)	-	55.48
Restatement of Previous year (Refer Note 56)*	-	(2.77)	-	-	-	-
Net deferred tax Liabilities	792.52	(2.77)	14.52	0.69	-	807.72

* Refer Note 56 for deferred tax asset created on account of business combination transactions

Notes:

The company offsets tax assets and liabilities if and only if it has a legally enforceable right to set off current tax assets and current tax liabilities and the deferred tax assets and deferred tax liabilities relate to income taxes levied by the same tax authority.

Significant management judgment is required in determining provision for income tax, deferred income tax assets and liabilities and recoverability of deferred income tax assets. The recoverability of deferred income tax assets is based on estimates of taxable income by each jurisdiction in which the relevant entity operates and the period over which deferred income tax assets will be recovered.

(c) Tax losses carried forward

Particulars	As at		Expiry date	
	31st March 2023	31st March 2022	31st March 2023	31st March 2022
Expire	Nil	Nil	NA	NA
Never Expire	Nil	Nil	NA	NA

Note 24 OTHER NON-CURRENT LIABILITIES**(₹ in Crores)**

Particulars	As at 31st March 2023	As at 31st March 2022
Deferred Revenue (Refer Note 49)	71.08	68.83
Total	71.08	68.83

Note 25 CURRENT FINANCIAL LIABILITIES : BORROWINGS**(₹ in Crores)**

Particulars	As at 31st March 2023	As at 31st March 2022
Current maturities of long term borrowings - (Refer Note 20):-		
Term Loan		
- From Banks (Secured)	-	86.95
Total (A)	-	86.95
Loans Repayable on demand (Unsecured)		
- From Banks (Bank Overdraft)	-	3.15
Total (B)	-	3.15
Total (A + B)	-	90.10

The Company does not have any defaults in repayment of loans and interest as at the reporting date.

The Company has obtained unsecured working capital Overdraft facilities wherein submission of the quarterly returns/ statements of current assets is not applicable.

Refer Note 45 for financial Instruments, fair value and measurements



Notes to Standalone financial statements for the year ended on 31st March 2023

Note 26 CURRENT FINANCIAL LIABILITIES : TRADE PAYABLES

(₹ in Crores)

Particulars	As at 31st March 2023	As at 31st March 2022
A. Total outstanding dues of micro enterprises and small enterprises - Trade payables others (Refer Note 44)	18.50	21.36
B. (i) Total outstanding dues of creditors other than micro enterprises and small enterprises:- Trade payables - Gas Purchase / Transmission Trade payables - Others	515.16 60.63	292.63 31.27
(ii) Unbilled dues	121.29	100.37
Sub total (i + ii)	697.08	424.27
Total (A + B)	715.58	445.63

Refer Note 45 for financial Instruments, fair value and measurements

Refer Note 48 for Related party balances

Note 26.1: Trade Payable ageing schedule:

As on 31 March 2023:

(₹ in Crores)

Particulars	Outstanding for following period from due date of payment						Total
	Unbilled	Not Due	Less than 1 Year	1-2 years	2-3 years	More than 3 years	
(i) MSME	-	18.13	0.37	-	-	-	18.50
(ii) Others	-	558.01	13.74	0.32	0.08	0.27	572.42
(iii) Disputed dues - MSME	-	-	-	-	-	-	-
(iv) Disputed dues -Others	-	2.15	0.03	0.48	0.06	0.65	3.37
(v) Unbilled	121.29	-	-	-	-	-	121.29
Total	121.29	578.29	14.14	0.80	0.14	0.92	715.58

As on 31 March 2022:

(₹ in Crores)

Particulars	Outstanding for following period from due date of payment						Total
	Unbilled	Not Due	Less than 1 Year	1-2 years	2-3 years	More than 3 years	
(i) MSME	-	21.07	0.29	-	-	-	21.36
(ii) Others	-	316.35	4.53	0.09	0.11	0.54	321.63
(iii) Disputed dues - MSME	-	-	-	-	-	-	-
(iv) Disputed dues -Others	-	1.48	-	-	0.12	0.66	2.26
(v) Unbilled	100.37	-	-	-	-	-	100.37
Total	100.37	338.91	4.83	0.09	0.23	1.20	445.63

Note 27 CURRENT FINANCIAL LIABILITIES : OTHERS

(₹ in Crores)

Particulars	As at 31st March 2023	As at 31st March 2022
Capital creditors and other payables (Including retentions):-		
- Total outstanding dues of micro enterprises and small enterprises (Refer note 44)	74.86	90.03
- Total outstanding other than dues of micro enterprises and small enterprises	206.15	197.45
	281.01	287.48
Security Deposits from customers	1,394.49	1,326.45
Interest accrued on security deposits from customers	14.12	11.86
Security Deposit from customers towards MGO	151.24	151.85
Security Deposit from collection centres and others	5.15	4.82
Security Deposits from Suppliers	44.21	52.55
Unclaimed dividend (Refer Note 27.1)	1.35	1.52
Other current financial liabilities	6.29	5.43
Total	1,897.86	1,841.96

Refer Note 45 for financial Instruments, fair value and measurements

Refer Note 48 for Related party balances

**Notes to Standalone financial statements for the year ended 31st March 2023**

Note 27.1: The balance with the bank for unpaid dividend is not available for use by the Company and the money remaining unpaid will be deposited in Investor Protection and Education Fund u/s 124(5) of Companies Act, 2013 after the expiry of seven years from the date of declaration of dividend. No amount is due at the end of the period for credit to Investors education and protection fund.

Note 28: CURRENT LIABILITIES: OTHERS**(₹ in Crores)**

Particulars	As at 31st March 2023	As at 31st March 2022
Advances from customer	77.35	30.33
Deferred Revenue (Refer Note 49)	11.70	10.59
Statutory dues payable (Includes Excise duty,VAT,GST,TDS,PF etc.)	28.61	35.11
Provision for CSR (Refer note 54)	16.35	4.40
Other Current Liabilities	0.15	0.26
Total	134.16	80.69

Note 29: CURRENT PROVISIONS**(₹ in Crores)**

Particulars	As at 31st March 2023	As at 31st March 2022
Provision for employee benefits (Refer note 47)		
Provision for gratuity	3.13	0.16
Provision for leave encashment	1.81	2.65
Provision for bonus & incentives	22.37	22.59
Provision for other employee benefits	0.07	3.12
Total	27.38	28.52

Note 30 CURRENT TAX LIABILITIES (NET)**(₹ in Crores)**

Particulars	As at 31st March 2023	As at 31st March 2022
Current income tax liabilities (Net of advance tax, TDS and TCS)	-	-
Total	-	-

INCOME TAX ASSETS AND LIABILITIES (NET)**Details of Income tax assets and income tax liabilities****(₹ in Crores)**

Particulars	As at 31st March 2023	As at 31st March 2022
(a) Income tax assets (Refer Note 10)	42.70	45.26
(b) Current income tax liabilities	-	-
Net Asset (a-b) (Refer Note 10)	42.70	45.26

Movement in income tax asset/(liability)**(₹ in Crores)**

Particulars	As at 31st March 2023	As at 31st March 2022
Net current income tax asset/(liability) at the beginning of the period	45.26	27.07
Movement during the year on account of :		
Income tax paid for the year	484.74	437.54
Provision for Income tax for the year (Refer Note 40(a))	(476.41)	(414.90)
Prior year tax paid /refund adjusted with tax / other items	12.43	(3.12)
Income tax refund received	(23.32)	(1.33)
Net current income tax asset/(liability) at the end of the period	42.70	45.26

**Notes to Standalone financial statements for the year ended 31st March 2023****Note 31 REVENUE FROM OPERATIONS**

(₹ in Crores)

Particulars	For the year ended 31st March 2023	For the year ended 31st March 2022
Sale of Product (Including excise duty)		
Natural Gas	17,211.97	16,710.32
Other operating revenue		
Gas transmission / Compression Income (Including excise duty)	7.34	5.26
Yearly fees Income*	33.43	23.21
Take or Pay Income	23.60	21.90
Connection, Service and Fitting Income	25.56	24.64
Other Operating Income	4.26	2.02
	94.19	77.03
Total	17,306.16	16,787.35

*Refer note 2(f) of Significant Accounting policy

Note 32 OTHER INCOME

(₹ in Crores)

Particulars	For the year ended 31st March 2023	For the year ended 31st March 2022
Interest Income		
From Deposits with Banks/Financial Institutions*	25.00	14.54
From Customers on delayed payments	16.46	17.56
From Other financial assets at amortised cost (EIR)	1.21	0.99
Others (including interest on tax refunds Current ₹ 8.69 Crores, Previous year ₹ Nil)**	9.21	0.58
Total	51.88	33.67
Dividend on Investments	0.00	0.00
Late payment charges	12.78	10.79
Provisions / liabilities no longer required written back	16.91	20.78
Profit on Lease termination / modification / reassessment (net)	0.44	-
Profit on sale as scrap and diminution in Capital Inventory (net)	0.74	1.03
Other Non-Operating Income	18.52	24.47
Total	101.27	90.74

*Includes interest Income on Security deposits in form of fixed/ liquid deposits with banks/ financial institutions

**Includes interest income on deposits, staff advances and employee loans

Figures INR 0.00 denotes amount less than INR 50,000/-.

Note 33 COST OF MATERIALS CONSUMED / PURCHASE OF STOCK IN TRADE

(₹ in Crores)

Particulars	For the year ended 31st March 2023	For the year ended 31st March 2022
Natural Gas - Purchase	12,753.85	12,853.62
Gas Transportation Charges	525.23	582.51
Change in Deferred delivery of natural gas (GIT):-		
Add :- Opening balance	-	7.98
Less:- Closing balance	(2.89)	-
Net Change in Deferred delivery of natural gas (GIT)	(2.89)	7.98
Total	13,276.19	13,444.11

**Notes to Standalone financial statements for the year ended 31st March 2023****Note 34 CHANGES IN INVENTORIES OF NATURAL GAS****(₹ in Crores)**

Particulars	For the year ended 31st March 2023	For the year ended 31st March 2022
Changes in inventories of finished goods, stock in trade and work in progress – Natural Gas		
Inventory at the beginning of the year	14.16	6.92
Less: Inventory at the end of the year	16.92	14.16
Total	(2.76)	(7.24)

Note 35 EMPLOYEE BENEFIT EXPENSE**(₹ in Crores)**

Particulars	For the year ended 31st March 2023	For the year ended 31st March 2022
Salaries and Wages	160.96	153.19
Contribution to Provident and Other Funds- Gratuity(Refer note 47)	21.60	19.99
Leave Encashment & Other benefits	4.58	10.34
Staff Welfare Expenses	13.81	12.99
	200.95	196.51
Less: Amount capitalised during the period*	(5.37)	(5.63)
Total	195.58	190.88

*Salary & wages of employees directly involved in capital projects are capitalised in Property, plant and equipment (PPE).

Note 36 FINANCE COSTS**(₹ in Crores)**

Particulars	For the year ended 31st March 2023	For the year ended 31st March 2022
Interest on Borrowings	12.99	35.27
Interest on Security Deposits & Others	15.97	13.45
Interest expenses on lease liability (Refer note 50)	9.83	7.25
Interest on Income Tax	1.56	0.85
Total	40.35	56.82

Note 37 DEPRECIATION AND AMORTISATION EXPENSE**(₹ in Crores)**

Particulars	For the year ended 31st March 2023	For the year ended 31st March 2022
Depreciation of property, plant and equipment (Refer note 3.1)	374.46	338.02
Amortisation of intangible assets (Refer note 5.1)	24.46	21.97
Amortisation of ROU assets (Refer note 5.3)	29.34	24.92
Total	428.26	384.91

**Notes to Standalone financial statements for the year ended 31st March 2023****Note 38 OTHER EXPENSES****(₹ in Crores)**

Particulars	For the year ended 31st March 2023	For the year ended 31st March 2022
Consumption of Stores & Spares Parts	17.64	17.58
Power and Fuel	163.32	119.28
Repairs and Maintenance:		
- Buildings	1.83	2.47
- Plant and Machinery	276.79	237.13
- Others	15.80	13.45
Lease Charges-Others (Refer Note 38.1)	40.85	33.80
LCV/HCV Hiring, Operating and Maintenance Charges (Refer Note 38.1)	69.44	50.40
Franchisee and other Commission	56.86	45.69
Agency & Contract Staff Expenses	32.97	31.40
Legal and Professional Charges	23.74	32.01
ROW Running Charges	71.25	54.67
Loss on sale / write-off of Fixed Assets (net)	3.26	1.49
Bank Charges	26.41	24.86
Billing and Collection Expenses	13.57	11.39
Vehicles Expenses	6.66	6.61
Office Expenses	8.77	9.32
Postage and Telephone Expenses	4.99	4.51
Allowance for Doubtful Trade Receivables/Advances/Deposits(net)	6.12	3.71
Business Promotion Expenses	6.17	3.63
Insurance	6.27	10.36
Rates, taxes and duties	1.88	1.41
Travelling and Conveyance	1.74	0.98
Stationery and Printing Expenses	2.25	1.57
Corporate Social Responsibility Expenses (Refer Note no. 54)	31.03	23.54
Payment to Auditors (Refer Note 38.2)	0.34	0.32
Diminution in Capital Inventory/Loss on sale as scrap	0.88	2.74
Miscellaneous Expenses	7.56	7.84
Net loss on foreign currency transaction(Refer Note 38.3)	0.01	0.01
Total	898.40	752.17

Note 38.1 Leases charges-Others includes rental charges of all assets that have lease period of 12 month or less, rental charges of low value assets, variable lease payments and component of taxes of ROU lease charges.

LCV/HCV Hiring, Operating and Maintenance Charges includes non lease component viz. manpower, fuel cost, repair and maintenance and rental charges of LCV/HCV lease assets that have lease period of 12 month or less.

(Refer note 50).

Note 38.2 Payment to Auditors**(₹ in Crores)**

Particulars	For the year ended 31st March 2023	For the year ended 31st March 2022
For Statutory Audit	0.34	0.32
For Out of pocket expenses	-	-
For Other services	0.00	0.00
Total	0.34	0.32

Figures INR 0.00 denotes amount less than INR 50,000/-.

**Notes to Standalone financial statements for the year ended 31st March 2023****Note 38.3 Net (gain) or loss on foreign currency transaction**

(₹ in Crores)

Particulars	For the year ended 31st March 2023	For the year ended 31st March 2022
Loss on foreign currency transaction	0.01	0.01
Gain on foreign currency transaction	0.00	0.00
Net (gain) or loss on foreign currency transaction	0.01	0.01

Figures INR 0.00 denotes amount less than INR 50,000/-.

Note 39 EXCEPTIONAL ITEMS

(₹ in Crores)

Particulars	For the year ended 31st March 2023	For the year ended 31st March 2022
Exceptional item	-	11.90
Total	-	11.90

Note 39.1 Exceptional item in previous year pertains to payment of stamp duty with regards to the Business Transfer Agreement (BTA) & conveyance deed executed for transfer / purchase of City Gas Distribution (CGD) Business of Amritsar and Bhatinda Geographical Areas from Gujarat State Petronet Limited (a holding company) to the Company for cash consideration. (Refer Note 56)

Note 40 TAX EXPENSE**(a) Amounts recognised in statement of profit and loss**

(₹ in Crores)

Particulars	For the year ended 31st March 2023	For the year ended 31st March 2022
Income Tax Expenses		
Current Tax		
(a) Current income tax	476.41	414.90
(b) Short/(Excess) provision of income tax in respect of previous years	(13.03)	1.13
Total (A)	463.38	416.03
Deferred tax		
Deferred tax expense / (Income)- net		
(a) In respect of current year, Origination and reversal of temporary differences	39.71	12.88
(b) Short/(Excess) provision of income tax in respect of previous years	(3.91)	(1.14)
Total (B)	35.80	11.74
Tax expense for the year (A+B)	499.18	427.77

(b) Reconciliation of effective tax rate and tax expense with accounting profit

(₹ in Crores)

Particulars	For the year ended 31st March 2023	For the year ended 31st March 2022
Profit before tax	2,024.65	1,713.41
Tax using the Company's domestic tax rate (Current year 25.17% and Previous Year 25.17%)	509.56	431.23
Tax effect on account of:		
Expenses not deductible or disallowances for tax purposes - CSR, Interest u/s. 234B / 234C etc.	8.20	6.14
Other items	0.35	1.65
Impact of Long Term Capital Gain on Land	(1.99)	(8.53)
Tax impact on Losses of GSPL (Amritsar & Bhatinda GA) on account of restatement (Refer note 56)	-	(2.71)
Impact of (Excess)/Short provisions of earlier year taxes	(16.94)	(0.01)
Total	499.18	427.77

**Notes to Standalone financial statements for the year ended 31st March 2023****Note 41 STATEMENT OF OTHER COMPREHENSIVE INCOME****(₹ in Crores)**

Particulars	For the year ended 31st March 2023	For the year ended 31st March 2022
Items that will not be reclassified to profit or loss		
I. Equity Instruments through Other Comprehensive Income		
Fair value of unquoted investments - gain	8.02	2.62
Tax impact on unquoted investments	(1.80)	(0.50)
II. Remeasurement gains/ (losses) on defined employee benefit plans		
Actuarial gains	3.07	0.76
Tax impact on actuarial gains	(0.77)	(0.19)
Total of Items that will not be reclassified to profit or loss	11.09	3.38
Total Tax impact	(2.57)	(0.69)
Total	8.52	2.69

Note 42 EARNING PER SHARE (EPS)**EARNINGS PER EQUITY SHARE- FACE VALUE OF ₹ 2 EACH****The following reflects the income and share data used in the basic and diluted EPS computations:**

Particulars	For the year ended 31st March 2023	For the year ended 31st March 2022
Profit for the year (Profit attributable to equity shareholders) (₹ in Crores)	1,525.47	1,285.64
Weighted average number of ordinary equity shares for Basic EPS (in Nos.)	68,83,90,125	68,83,90,125
Weighted average number of ordinary equity shares for Diluted EPS (in Nos.)	68,83,90,125	68,83,90,125
Face Value of equity share (₹)	2.00	2.00
Basic EPS (₹)	22.16	18.68
Diluted EPS (₹)	22.16	18.68

Note:- Basic EPS amounts are calculated by dividing the profit for the year attributable to equity holders of the Company by the weighted average number of Equity shares outstanding during the year. Diluted EPS amounts are calculated by dividing the profit attributable to equity holders of the Company by the weighted average number of Equity shares outstanding during the year plus the weighted average number of Equity shares that would be issued on conversion of all the dilutive potential Equity shares into Equity shares.

The Company does not have any outstanding dilutive potential equity shares. Consequently, the basic and diluted earnings per share of the Company remain the same.

**Notes to Standalone financial statements for the year ended 31st March 2023****Note 43 CONTINGENT LIABILITIES & CONTINGENT ASSETS****(A) CONTINGENT LIABILITIES****(₹ in Crores)**

Contingent liabilities (to the extent not provided for)	As at 31st March 2023	As at 31st March 2022
Contingent Liabilities		
(a) Contingent Liabilities - Statutory claims (Refer Note 43.1) Disputed statutory dues in respect of which Appeals are filed against / by the Company :		
(i) Excise Duty	17.97	18.90
(ii) Income Tax	8.15	4.29
(iii) Service Tax/ GST	47.29	41.13
Total	73.41	64.32
(b) Claims / Litigations against the company not acknowledged as debt (Refer Note 43.2)	482.18	459.01
Total	555.59	523.34

The Company has reviewed all its pending claims, litigations and proceedings and has adequately provided for where provisions are required and disclosed as contingent liabilities where applicable, in its financial statements. The company does not expect the outcome of these claims, litigations and proceedings to have a materially adverse effect on its financial position.

Note 43.1 - Disputed statutory dues in respect of which Appeals are filed against / by company

The Company is contesting the demands and the management including its advisors believe that its position is likely to be upheld in the appellate process. No tax expense has been accrued in the financial statements for the tax demand raised. The management believes that the ultimate outcome of these proceedings will not have a material adverse effect on the company's financial position and results of operations.

Note 43.2 - Claims / Litigations against the company not acknowledged as debt includes the following major matters:

- (i) UPL Limited (UPL) a customer of erstwhile Gujarat Gas Company Limited (GGCL) (now known as Gujarat Gas Limited) had filed a complaint before Petroleum and Natural Gas Regulatory Board (PNGRB) against erstwhile GGCL alleging charging of tariff illegally under the City Gas Network Distribution Agreement entered into between the parties and filed claim of approx. ₹ 76.98 Crores. The matter was decided against the company by PNGRB vide its Order dated 20.10.2014. The company had preferred an appeal at Appellate Tribunal for Electricity (APTEL) against the aforementioned PNGRB Order. APTEL has delivered final judgement on 10.03.2021 in favour of the Company by setting aside the aforementioned PNGRB Order, and has recorded that invocation of HAPI tariff by PNGRB for the negotiated arrangement between the parties was not only against the letter and spirit of regulations defining tariff zone but also tantamount to rewriting of contract.
UPL has preferred an appeal before the Hon'ble Supreme Court of India against the order of APTEL dated 10.03.2021. Presently, the matter is pending before Hon'ble Supreme Court of India.
- (ii) One of the gas suppliers of the Company has submitted claims of ₹ 212.14 Crores (P. Y. ₹ 189.59 Crores), for use of allocated gas for other than specified purpose, related to FY 2013-14 to FY 2021-22 and no claim received from supplier for FY 2022-23. The company has refuted this erroneous claim and also there is no contractual provisions of the agreement executed with GGL that allow such claim. The management is of the firm view that the company is not liable to pay any such claim. The company has already taken up the matter with concerned party to withdraw the claim.
- (iii) The company has initiated an arbitration proceeding against one of the franchisees claiming compensation for loss of revenue. While replying to the claim, the said franchisee has also filed a counter claim of ₹ 177.14 Crores (P.Y. ₹ 177.14 Crores) against the company claiming compensation for various losses. The company has filed necessary rejoinder to the counter claim strongly refuting the same mainly on the grounds that the counter claims are wrong and without merits and as are not flowing from the same agreement under which the arbitral tribunal has been constituted. Currently arbitral proceedings of this matter is pending before the sole arbitrator.



Notes to Standalone financial statements for the year ended 31st March 2023

Note 43.3 – The following demands / Litigations / matters are not included in above

- (i) Erstwhile Gujarat Gas Company Limited and Erstwhile GSPC Gas Company Limited (Now collectively known as Gujarat Gas Limited “GGL”) had signed Gas supply agreement with Gujarat State Petroleum Corporation Limited (GSPCL) for purchase of Re-gasified liquified natural gas (RLNG). As per the provision of said agreement, GGL has to pay interconnectivity charges to GSPCL for the supply and purchase of RLNG at Delivery point which is charged to GSPCL by their supplier i.e. PLL Off takers (GAIL India, BPCL, IOCL).

PNGRB had vide its order dated 13.09.2011 and the majority members of PNDRB (three member panel of Board) had vide its order dated 10.10.2011 held that GAIL had adopted Restrictive Trade Practices by blocking off direct connectivity to GSPCL and further, directed Respondents (PLL Off takers -GAIL India, BPCL, IOCL) to immediately give direct connectivity to GSPCL at Dahej Terminal.

The PLL Offtakers (GAIL) filed appeals against the said PNDRB orders before the Appellate Tribunal for Electricity (APTEL). On 23.02.2012 APTEL had issued an interim order for shifting the Delivery Point from GAIL-GSPL Delivery Point to GSPL-PLL Delivery Point. On 18.12.2013 APTEL issued its judgment and required GSPCL to pay the amount of the difference between ₹ 8.74/MMBTU (exclusive of Service Tax) – earlier connectivity charges and ₹ 19.83/MMBTU (Exclusive of Service Tax) – HVJ/DVPL Zone-1 tariff to GAIL for the period from 20th November 2008 to 29th February 2012.

GSPCL had filed an appeal against the APTEL’s above referred judgment before Hon’ble Supreme Court of India (GSPCL vs. GAIL & Others, Civil Appeal No. 2473-2476 of 2014) and the Hon’ble Supreme Court of India had passed the Interim Order on 28th February 2014. The Court has stated that the ends of justice would be met if as a matter of interim arrangement, the appellant is directed to pay interconnectivity charges at the rate of ₹ 12.00 per MMBTU (exclusive of Taxes). The Company has already provided and paid interconnectivity charges at the rate of ₹ 12.00 per MMBTU (exclusive of Taxes).

GGL has not received any bill / demand note for the amount over and above ₹ 12.00 per MMBTU from supplier till date. As the final liability would only be determined post the final order of the court, quantification of any amount as contingent liability in the interim is inappropriate due to the uncertainty involved and hence the same is not mentioned / disclosed in the financial statement.

- (ii) The Company deposited ₹ 464.78 crores on 12th June, 2013 into the escrow account “named BG Asia Pacific Holdings Pte. Limited GSPC Distribution Networks Limited Escrow Account” opened with Citibank N.A., acting as the escrow agent, pursuant to the escrow agreement executed between the BG Asia Pacific Holdings Pte. Limited (the Seller), Gujarat Gas Limited (Formerly known as GSPC Distribution Networks Limited) (the Purchaser) and Citibank N.A. The Payment of said amount into Escrow Account was to be utilized to meet future tax withholding liability (if any) based on outcome of the applications to the Authority for Advance Rulings or otherwise to be remitted to BG Asia Pacific Holdings Pte. Limited (the Seller) directly.

The Company has received the ruling from the Hon’ble Authority for Advance Ruling (“AAR”), vide consolidated ruling order dated 25th February 2021 wherein the Hon’ble AAR has held that the transaction Price is not subject to any tax withholding in India and the Purchaser is not required to withhold tax since the capital gains is not subject to tax in India in view of Article 13(4) of the India Singapore Tax Treaty under India Singapore Double Tax Avoidance Agreement in the hands of the Seller. Pursuant to the ruling of the Hon’ble AAR and as per the terms of the Escrow Agreement, amount of ₹ 464.78 crores kept in Escrow Account had been remitted to the BG Singapore on 7th April 2021.

During the year, Commissioner of Income Tax (International Taxation) – 3 (CIT), has filed Civil Misc. Writ Petition against BG Singapore, challenging the AAR Ruling before the Hon’ble High Court of Uttarakhand at Nainital on 22.09.2021. CIT has also filed Impleadment /Amendment Application in Civil Misc. Writ Petition before the Hon’ble High Court of Uttarakhand at Nainital on 08.01.2022 for amendment of cause title of the petition and added Commissioner of Income Tax (IT & TP), Ahmedabad as Petitioner No. 2 and GGL as Respondent No. 2. Currently, the Impleadment /Amendment Application is in process for admission with Hon’ble High Court of Uttarakhand.

As per Share purchase agreement, the Seller had agreed to indemnify, defend and hold harmless the Purchaser from and against any Tax claim notice receives on or prior to the expiry of 10 years from the Closing date (i.e. up to 11th June, 2023) in respect of Seller’s sale of shares to the Purchaser.

In view of this, there is remote possibility of any outflow in this matter and hence, the same has not been considered as Contingent Liability.

**Notes to Standalone financial statements for the year ended 31st March 2023**

- (iii) The revision of Trade margin with the Oil Marketing Companies (OMCs namely IOCL, HPCL and BPCL) is pending from earlier years and is subject to mutual agreement between OMCs and the Company. In November 2021, the Ministry of Petroleum & Natural Gas (MoP&NG) issued an advisory pertaining to revised Trade margin and subsequently citing MoP&NG advisory, OMCs have started to claim revised Trade margin discounts & deductions in CNG sales bill payment made to the company. The Company has contested the decision of the OMCs in considering the revised trade margins without any mutual agreement with the Company.

Pending settlement, the liability is provided to the extent considered appropriate by the Company. No provision has been made for period earlier to the advisory.

- (iv) Two entities, who have been authorized by the Petroleum and Natural Gas Regulatory Board (PNGRB), have filed complaints against the Company before the PNGRB for claiming compensation with respect to the unauthorized development / operations of CGD infrastructure activities carried out by the Company in their authorised area. The Company has also filed a complaint against one of the entities before the PNGRB for unauthorized development / operations of CGD infrastructure in area authorised to the Company. Further, the Company has raised objections to the maintainability of the such complaints, which are yet to be determined by the PNGRB. The quantification of any liability is not ascertainable at this stage. However, the Company is hopeful of arriving at amicable resolution of the subject issues.

(B) CONTINGENT ASSETS

- (i) The Company has raised claim of ₹ 43.08 crores (Previous year ₹ 43.08 crores) for net credit of natural gas pipeline tariff as per PNGRB Order with one of the suppliers and supplier is disputing company's claim and indicating for adjusting the partial claim of ₹ 30.72 crores (Previous year ₹ 30.72 crores) out of total claim ₹ 43.08 crores (Previous year ₹ 43.08 crores) against disputed liability for use of allocated gas other than specified purpose, against demand in earlier year (Refer Point 43.2(ii) above).
- (ii) The Company has filed an appeal before the Appellate Tribunal for Electricity (APTEL) against the PNGRB order related to the matter held that the Gas Swapping Arrangement Guidelines of PNGRB is applied erroneously. APTEL has issued the order in favour of GGL. The said supplier has filed appeal at Hon'ble Supreme Court of India against the order of APTEL. Presently, the matter is pending in Hon'ble Supreme Court of India. Currently, GGL is paying ₹ 19.83 per mmbtu as transmission charges for domestic gas being purchased and delivered by GAIL at one of the delivery points. If verdict is in favour of GGL, GGL will get refund of ₹ 229.12 Crores (Previous year ₹ 193.65 Crores) from December 2013 till March 2023 and the company shall be required to pass on the benefit to its customers as per relevant order of the Court.
- (iii) The Company is having other certain claims, litigations and proceedings which are pursuing through legal processes. The management believe that probable outcome in all such claims, litigations and proceedings are uncertain. Hence, the disclosure of such claims, litigations and proceedings is not required in the financial statements.

(C) COMMITMENTS**(₹ in Crores)**

Sr No.	Commitments (to the extent not provided for)	As at 31st March 2023	As at 31st March 2022
1	Estimated amount of contracts remaining to be executed on capital account and not provided for	798.87	976.83
2	Estimated amount of contracts remaining to be executed on revenue account and not provided for	1,309.35	1,163.69
	Total	2,108.22	2,140.52

Other commitments

- (i) All term contracts for purchase of natural gas with suppliers, has contractual volume off take obligation of "Take or Pay" (ToP) as specified in individual contracts. Quantification of ToP amount is dependent on various factors like actual purchase quantity, gas purchase prices of respective contract etc. As these factors are not predictable, ToP commitment amount is not quantifiable.
- (ii) The Company has been granted authorization for laying, building, operating and expanding CGD network in the total 27 geographical area under the Petroleum and Natural Gas Regulatory Board (Authorizing entities to lay, build, operate or expand city or local Natural Gas Distribution Networks) Regulation 2008, against which Company is required to complete Minimum Work Programme (MWP) target for development of CGD network under the terms of authorisation awarded by Petroleum and Natural Gas Regulatory Board (PNGRB). For this purpose, the Company had submitted performance bank guarantees (issued by banks on behalf of the Company) amounting to ₹ 6528.83 crores (previous year ₹ 6528.83 crores) to the Petroleum and Natural Gas Regulatory Board.



Notes to Standalone financial statements for the year ended 31st March 2023

Note 44 DISCLOSURE AS REQUIRED BY THE MICRO, SMALL AND MEDIUM ENTERPRISES DEVELOPMENT ACT, 2006

(₹ in Crores)

Sr. No.	Particulars	As at 31st March 2023	As at 31st March 2022
1	The principal amount outstanding as at the end of accounting year.		
	a) Trade payable	18.50	21.36
	b) Capital creditors	74.86	90.03
2	Principal amount due and remaining unpaid as at the end of accounting year.	-	-
3	Interest paid by the company in terms of section 16 of the Micro, Small and Medium Enterprises Development Act, 2006 (27 of 2006), along with the amount of the payment made to the supplier beyond the appointed day during accounting year.	-	-
4	Interest due and payable for the period of delay in making payment (which have been paid but beyond the appointed day during the year) but without adding the interest specified under the Micro, Small and Medium Enterprises Development Act, 2006.	-	-
5	Interest accrued and remaining unpaid at the end of accounting year (Refer Note below).	-	-
6	Further interest remaining due and payable even in the succeeding years, until such date when the interest dues as above are actually paid to the small enterprise, for the purpose of disallowance as a deductible expenditure under section 23 of the Micro, Small and Medium Enterprises Development Act, 2006.	-	-

Note: No interest has been paid by the Company to the enterprises covered under Micro, Small and Medium Enterprises Development Act, 2006 according to the terms agreed with the enterprises.

The above information regarding micro, small and medium enterprises have been determined to the extent such parties have been identified on the basis of information available with the Company.

Note 45 FINANCIAL INSTRUMENTS (FAIR VALUE MEASUREMENTS) AND FINANCIAL RISK MANAGEMENT

The Company has various financial assets and liabilities. The disclosures regarding the classification, fair value hierarchy, markets risk, credit risks and liquidity risks are as follows:

A. ACCOUNTING CLASSIFICATION AND FAIR VALUES

(₹ in Crores)

March 31, 2023	Carrying amount				Fair value#			
	FVTPL	FVTOCI	Amortised Cost	Total	Level 1 - Quoted price in active markets	Level -2 Significant observable inputs	Level 3 - Significant unobservable inputs	Total
Financial assets								
Investments	-	30.38	-	30.38	-	-	30.38	30.38
Financial assets measured at amortised cost								
Loans (Non-current)	-	-	2.74	2.74	-	-	-	-
Loans (Current)	-	-	3.84	3.84	-	-	-	-
Other financial assets(Non-current)	-	-	97.92	97.92	-	-	-	-
Other financial assets (Current)	-	-	9.86	9.86	-	-	-	-
Trade receivables	-	-	1,021.15	1,021.15	-	-	-	-
Cash and cash equivalents	-	-	674.70	674.70	-	-	-	-
Other bank balances	-	-	6.28	6.28	-	-	-	-
Total	-	30.38	1,816.49	1,846.87	-	-	30.38	30.38
Financial liabilities measured at amortised cost								
Non current borrowings	-	-	-	-	-	-	-	-
Current borrowings	-	-	-	-	-	-	-	-
Non current-Lease Liabilities	-	-	123.93	123.93	-	-	-	-
Current -Lease Liabilities	-	-	28.39	28.39	-	-	-	-
Non current financial liabilities- Others	-	-	-	-	-	-	-	-
Trade payables	-	-	715.58	715.58	-	-	-	-
Other financial liabilities	-	-	1,897.86	1,897.86	-	-	-	-
Total	-	-	2,765.76	2,765.76	-	-	-	-

**Notes to Standalone financial statements for the year ended 31st March 2023****Note 45 FINANCIAL INSTRUMENTS (FAIR VALUE MEASUREMENTS) AND FINANCIAL RISK MANAGEMENT (Continued...)**

(₹ in Crores)

March 31, 2022	Carrying amount				Fair value#			
	FVTPL	FVTOCI	Amortised Cost	Total	Level 1 - Quoted price in active markets	Level -2 Significant observable inputs	Level 3 - Significant unobservable inputs	Total
Financial assets								
Investments	-	22.36	-	22.36	-	-	22.36	22.36
Financial assets measured at amortised cost								
Loans (Non-current)	-	-	3.56	3.56	-	-	-	-
Loans (Current)	-	-	2.91	2.91	-	-	-	-
Other financial assets (Non-current)	-	-	81.27	81.27	-	-	-	-
Other financial assets (Current)	-	-	16.80	16.80	-	-	-	-
Trade receivables	-	-	930.05	930.05	-	-	-	-
Cash and cash equivalents	-	-	19.59	19.59	-	-	-	-
Other bank balances	-	-	1.54	1.54	-	-	-	-
Total	-	22.36	1,055.72	1,078.08	-	-	22.36	22.36
Financial liabilities measured at amortised cost								
Non current borrowings	-	-	390.97	390.97	-	-	-	-
Current borrowings	-	-	90.10	90.10	-	-	-	-
Non current-Lease Liabilities	-	-	125.33	125.33	-	-	-	-
Current -Lease Liabilities	-	-	22.45	22.45	-	-	-	-
Non current financial liabilities- Others	-	-	-	-	-	-	-	-
Trade payables	-	-	445.63	445.63	-	-	-	-
Other financial liabilities	-	-	1,841.96	1,841.96	-	-	-	-
Total	-	-	2,916.44	2,916.44	-	-	-	-

Fair Value Hierarchy of Financial Assets and Liabilities :

Investment in equity accounted investee i.e. Guj Info Petro Limited (GIPL) carried at cost.

Fair value of financial assets and liabilities which are measured at amortised cost is not materially different from the carrying value (ie. amortised cost). Accordingly, the fair value has not been disclosed separately.

Level 1: Level 1 hierarchy includes financial instruments measured using quoted prices.

Level 2: The fair value of financial instruments that are not traded in an active market (for example, traded bonds, over-the counter derivatives) is determined using valuation techniques which maximise the use of observable market data and rely as little as possible on entity-specific estimates. If all significant inputs required to fair value an instrument are observable, the instrument is included in level 2.

Level 3: If one or more of the significant inputs is not based on observable market data, the instrument is included in level 3. This is the case for unlisted equity securities included in level 3.

B. MEASUREMENT OF FAIR VALUES**i) Valuation techniques and significant unobservable inputs**

The following tables show the valuation techniques used in measuring Level 2 and Level 3 fair values, as well as the significant unobservable inputs used.

**Notes to Standalone financial statements for the year ended 31st March 2023****Note 45 FINANCIAL INSTRUMENTS (FAIR VALUE MEASUREMENTS) AND FINANCIAL RISK MANAGEMENT (continued.....)****Financial instruments measured at fair value - FVTOCI in unquoted equity shares**

Valuation technique	Significant unobservable inputs	Inter-relationship between significant unobservable inputs and fair value measurement
<p>Market comparison technique: The valuation model is based on three approaches:</p> <p>1. Market approach : This approach uses information generated by market transactions of the Company being valued or the transactions of comparable companies. The following market-linked information may be used for determining valuation under this approach.</p> <ul style="list-style-type: none"> - Quoted price of the company being valued, - Past transaction value of the company being valued, - Listed comparable companies' trading multiples like price to earning ratio, enterprise value to earning before interest, tax, depreciation and amortisation, enterprise value to sales etc. - Transactions multiples for investment / M & A transaction of comparable companies. <p>The valuation arrived at based on the market approach reflects the current value of the Company perceived in the active market. However, as the valuation arrived at using market multiples is based on the past/current transaction or traded values of comparable companies/businesses, it may not reflect the possible changes in future trend of cash flows being generated by a business.</p> <p>2. Income approach - The income approach reflects present value of future cash flows. For valuing a business, the discounted cash flow (DCF) methodology is used under this approach. This methodology works on the premise that the value of a business is measured in terms of future cash flow streams, discounted to the present time at an appropriate discount rate. This method is used to determine the present value of business on a going concern assumption. The DCF technique recognizes the time value of money.</p> <p>The value of the firm is arrived at by estimating the Free Cash Flow to Firm (FCFF) and discounting the same at the Weighted Average Cost of Capital (WACC). FCFF is estimated by forecasting free cash flows available to the firm (which are derived on the basis of the likely future earnings of the company).</p> <p>3. Cost approach - The cost approach essentially estimates the cost of replacing the tangible assets of the business. The replacement cost takes into account the market value of various assets or the expenditure required to create the infrastructure exactly similar to that of a company being valued.</p>	<p>Comparable unobservable entity has been taken as a base for the valuation of unquoted equity shares and its management's own assumptions for arriving at a fair value such as projected cash flows used to value a business etc.</p> <p>As stated , highest priority is given to unadjusted quoted price of listed entities and lowest priority to non-market linked inputs such as future cash flows used in income approach.</p>	<p>The estimated fair value would increase(decrease)if:</p> <p>There is a change in pricing multiple owing to change in earnings of the entity.</p> <p>Considering the diverse asset and investment base of the Company with differing risk / return profiles, a sum of the parts approach has been adopted for the valuation. Under this method, the value of each distinct business/asset/ investment has been arrived at separately and total value estimate for the Company presented as the sum of all its business / investments /assets.</p>

ii) Transfers between Levels 1 and 2

There have been no transfers between Level 1 and Level 2 during the reporting periods.

**Notes to Standalone financial statements for the year ended 31st March 2023****Note 45 FINANCIAL INSTRUMENTS (FAIR VALUE MEASUREMENTS) AND FINANCIAL RISK MANAGEMENT (continued.....)****iii) Level 3 fair values**

Movements in the values of unquoted equity instruments for the period ended 31st March 2023 and 31st March 2022 is as below: (₹ in Crores)

Particulars	Amount
As at 1 April 2021	19.74
Acquisitions/ (disposals)	-
Gains/ (losses) recognised in other comprehensive income	2.62
Gains/ (losses) recognised in statement of profit or loss	-
Closing Balance as at 31 March 2022	22.36
Acquisitions/ (disposals)	-
Gains/ (losses) recognised in other comprehensive income	8.02
Gains/ (losses) recognised in statement of profit or loss	-
Closing Balance as at 31 March 2023	30.38

Equity Instrument:- Fair value of investment in GSPC shares is based on Market approach, Income approach and cost approach.

Transfer out of Level 3

There were no movement in level 3 in either directions during the year ended 31st March 2023 and the year ended 31st March 2022. Ind AS 101 allows an entity to designate certain investments in equity instruments as fair valued through the OCI on the basis of the facts and circumstances at the transition date to Ind AS.

The Company has elected to apply this exemption for its investment in equity shares.

Sensitivity analysis

Based on the valuation report for investments in unquoted shares, the sensitivity as on 31st March 2023 is provided below.

(₹ in Crores)

Significant observable inputs	OCI	
	10% Increase	10% Decrease
Equity securities in unquoted investments measured through OCI		
Impact of variation in fluctuation in the market prices of subsidiary companies / Gas marketing business of investee company		
As on 31st March 2023	3.00	(3.00)
As on 31st March 2022	3.04	(3.04)

C. FINANCIAL RISK MANAGEMENT

The Company has exposure to the following risks arising from financial instruments:

- Credit risk;
- Liquidity risk; and
- Market risk

i. Risk management framework

The Company's Board of Directors has overall responsibility for the establishment and oversight of the Company's risk management framework.

The Company has a well-defined Risk Management framework for reviewing the major risks and has adopted a Business Risk Management Policy which also takes care of all the financial risks. Further, pursuant to the requirement of Regulation 21 of SEBI (Listing obligation and disclosure Requirements) Regulation, 2015, the company has constituted a Risk Management Committee inter - alia to monitor the Risk Management Plan of the Company.

Risk management policies and systems are reviewed regularly to reflect changes in market conditions and the Company's activities.

ii. Credit risk

Credit risk is the risk of financial loss to the Company if a customer or counterparty to a financial instrument fails to meet its contractual obligations, and arises principally from the Company's trade receivables from customers and security deposits.

**Notes to Standalone financial statements for the year ended 31st March 2023****Note 45 FINANCIAL INSTRUMENTS (FAIR VALUE MEASUREMENTS) AND FINANCIAL RISK MANAGEMENT (continued.....)**

The carrying amount of following financial assets represents the maximum credit exposure:

(a) Other financial assets

The company maintains its Cash and cash equivalents and deposits with banks / financial institutions having good reputation, good past track record and high quality credit rating and also reviews their credit-worthiness on an on-going basis.

(b) Trade and other receivables

The Company's exposure to credit Risk is the exposure that Company has on account of goods sold or services rendered to a contractual counterparty or counterparties, whether with collateral or otherwise for which the contracted consideration is yet to be received. The Company's customer base are Industrial, Commercial-Non Commercial, Domestic and CNG.

The Commercial and Marketing department has established a credit policy for each category of customer viz. industrial, domestic and commercial.

The Company raises the invoice for quantities sold based on periodicity as per the agreement. Sales are subject to security deposit and/or bank guarantee clauses to ensure that in the event of non-payment the company's receivables are secured. In case of short/non receipt of security deposit/or bank guarantee, the Company is exposed to credit risk to that extent.

For sales to domestic customers for household purposes like cooking, geyser application, etc., invoices are raised periodically. Security deposits along with connection deposits are taken for mitigation of potential credit risk arising in the event of non-payment of invoices. Company is exposed to credit risk beyond the value of deposits.

CNG sales made through operators of the CNG stations owned by the Company and CNG Franchises outlet are exposed to credit risk as amounts so collected is deposited/transferred in company bank account on next working day. Bank Guarantee / Security Deposit is taken to mitigate the credit risk. In case of short/non receipt of security deposit/or bank guarantee, the Company is exposed to credit risk to that extent.

For CNG sales made through Oil Marketing Companies (OMCs), the Company raises the invoice for quantities sold based on periodicity as per the agreement. The OMCs are well established companies viz. HPCL, BPCL, IOCL, Nayara Energy (e-Essar Oil Ltd.) where no significant credit risk is anticipated.

The Company provides for allowance for impairment that represents its estimate of expected losses in respect of trade and other receivables. All trade receivables are reviewed and assessed for default on regular basis. Our historical experience of collecting receivables, supported by the level of default, is that credit risk is low. Credit risk is considered high when the counter party fails to make contractual payment within 180 days of when they fall due. The risk is determined by considering the business environment in which the company operates and other macro economic factors.

Assets are written off when there are no reasonable expectation of recovery such as debtor declaring bankruptcy or failing to engage in a repayment plan with the Company. Where receivables have been written off the company continues to engage in enforcement activity to attempt to recover the receivables. where recoveries are made, these are recognised in profit and loss.

The maximum exposure to credit risk for trade and other receivables by geographic region was as follows:

(₹ in Crores)

Particulars	Carrying amount	
	31st March 2023	31st March 2022
India	906.85	869.39
Other regions	-	-
Total	906.85	869.39

Expected credit loss for Trade receivables under Simplified Approach

(₹ in Crores)

Particulars	Carrying amount	
	31st March 2023	31st March 2022
Neither past due nor impaired	800.30	740.94
Past due 1-180 days	82.47	106.46
Past due 181-365 days	8.54	6.93
Past due 366 to 1095 days	6.97	6.40
Greater than 1095 days	8.57	8.67
	906.85	869.39
Less: Expected credit losses (Allowance for bad and doubtful)	19.74	13.64
Carrying amount of Trade Receivable (net of impairment)	887.11	855.75

In addition to the historical pattern of credit loss, the Company has considered the likelihood of increased credit risk and consequential defaults considering emerging economic situations. The assessment is based on management estimates considering the nature of receivables and the market conditions.

**Notes to Standalone financial statements for the year ended 31st March 2023****Note 45 FINANCIAL INSTRUMENTS (FAIR VALUE MEASUREMENTS) AND FINANCIAL RISK MANAGEMENT (continued.....)****Movement in Allowance for bad and doubtful Trade receivable****(₹ in Crores)**

Particulars	31st March 2023	31st March 2022
Opening Allowance for bad and doubtful Trade receivable	13.64	9.85
Add: Provision during the year	6.10	3.79
Less: Write off during the year	-	-
Closing Allowance for bad and doubtful Trade receivable	19.74	13.64

The impairment provisions above are based on management judgment / assumptions about risk of default and expected loss rates. The Company uses judgment in making these assumptions and selecting the inputs to the impairment calculation, based on the company's past history as well as forward looking estimates at the end of each reporting period.

(c) Security deposits

Company has given security deposit to various government authorities (like Municipal corporation, Nagarpalika, Grampanchayat, Road & building division and Irrigation department -of Govt. of Gujarat etc.) for the permission related to work of executing / laying pipeline network in their premises / jurisdiction. Being government authorities, the Company has no exposure to any credit risk.

Movement in Allowance for bad and doubtful Security deposits-Project authority**(₹ in Crores)**

Particulars	31st March 2023	31st March 2022
Opening Allowance for bad and doubtful Security deposits	11.78	13.38
Provision during the year	1.16	1.33
Recovery/Adjustment during the year	(2.51)	(2.93)
Write off during the year	-	-
Closing Allowance for bad and doubtful Security deposits	10.43	11.78

The impairment provisions for financial assets - Security Deposit as disclosed above are based on management judgment / assumptions about risk of performance default. The Company uses judgment in making these assumptions and selecting the inputs to the impairment calculation, based on the company's past history as well as forward looking estimates at the end of each reporting period.

iii. Liquidity risk

Liquidity risk is the risk that the Company will encounter difficulty in meeting the obligations associated with its financial liabilities that are settled by delivering cash or another financial asset. The Company's approach to managing liquidity is to ensure, as far as possible, that it will have sufficient liquidity to meet its liabilities when they are due, under both normal and stressed conditions, without incurring unacceptable losses or risking damage to the Company's reputation.

Management monitors rolling forecasts of the Company's liquidity position and cash and cash equivalents on the basis of expected cash flows. Short term liquidity requirements comprises mainly of trade payables arising in the normal course of business and is managed primarily through internal accruals and/or short term borrowings. Long term liquidity requirement is assessed by the management on periodical basis and managed through internal accruals as well as from undrawn borrowing facilities.

Financing arrangement

The Company had access to the following undrawn borrowing facilities at the end of the reporting period:

(₹ in Crores)

Particulars	31st March 2023	31st March 2022
Floating rate		
Expiring within one year (working capital, bank overdraft and other facilities)	1,257.47	557.47
Expiring beyond one year (working capital, bank overdraft and other facilities)	-	-
Total	1,257.47	557.47

**Notes to Standalone financial statements for the year ended 31st March 2023****Note 45 FINANCIAL INSTRUMENTS (FAIR VALUE MEASUREMENTS) AND FINANCIAL RISK MANAGEMENT (continued.....)****Exposure to liquidity risk**

The following are the remaining contractual maturities of financial liabilities at the reporting date. The amounts are gross and undiscounted, and include estimated interest payments and exclude the impact of netting agreements. **(₹ in Crores)**

31st March, 2023	Carrying amount	Undiscounted Contractual cash flows				
		Total	Less than 12 months	1-2 years	2-5 years	More than 5 years
Non-derivative financial liabilities						
Non current borrowings	-	-	-	-	-	-
Non current-Lease Liabilities	185.62	185.62	-	35.09	66.80	83.73
Current Borrowings	-	-	-	-	-	-
Lease Liabilities	36.10	36.10	36.10	-	-	-
Trade and other payables	715.58	715.58	715.58	-	-	-
Other current financial liabilities	1,897.86	1,897.86	1,897.86	-	-	-
Total	2,835.16	2,835.16	2,649.54	35.09	66.80	83.73

(₹ in Crores)

31st March, 2022	Carrying amount	Undiscounted Contractual cash flows				
		Total	Less than 12 months	1-2 years	2-5 years	More than 5 years
Non-derivative financial liabilities						
Non current borrowings	390.97	390.97	-	86.88	260.64	43.45
Non current-Lease Liabilities	189.52	189.52	-	30.07	74.73	84.72
Current Borrowings	90.10	90.10	90.10	-	-	-
Lease Liabilities	29.96	29.96	29.96	-	-	-
Trade and other payables	445.63	445.63	445.63	-	-	-
Other current financial liabilities	1,841.96	1,841.96	1,841.96	-	-	-
Total	2,988.14	2,988.14	2,407.65	116.95	335.37	128.17

- Other current financial liabilities include customer deposits which are considered repayable on demand.
- The gross inflows/(outflows) disclosed in the above table represent the contractual undiscounted cash flows relating to non-derivative financial liabilities held for risk management purposes and which are not usually closed out before contractual maturity.

iv. Market risk

Market risk is the risk that the fair value of future cash flows of a financial instrument will fluctuate because of changes in market prices. Market risk comprises three types of risk: interest rate risk, currency risk and other price risk, such as equity price risk. Financial instruments affected by market risk include loans and borrowings, deposits and FVTOCI investments.

a) Currency risk

The functional currency of the Company is Indian Rupee (₹). The Company's transactions are majorly denominated in INR and the quantum of the foreign currency transactions being immaterial, the company is not exposed to currency risk on account of payables and receivables in foreign currency. The company does not have any exports. Import amount to 0.95% (Previous Year 0.84%) of total consumption of stores and spares, this is not perceived to be a major risk.

b) Interest rate risk

Interest rate risk can be either fair value interest rate risk or cash flow interest rate risk. Fair value interest rate risk is the risk of changes in fair values of fixed interest bearing investments because of fluctuations in the interest rates. Cash flow interest rate risk is the risk that the future cash flows of floating interest bearing investments will fluctuate because of fluctuations in the interest rates.

On period under review the Company do not have any borrowings at fixed rate and has not entered into interest rate swaps for its exposure to long term borrowings at floating rate.

(₹ in Crores)

Term Loan	31st March, 2023	31st March, 2022
Non current - Borrowings	-	390.97
Current portion of Long term borrowings	-	86.95
Total	-	477.92

**Notes to Standalone financial statements for the year ended 31st March 2023****Note 45 FINANCIAL INSTRUMENTS (FAIR VALUE MEASUREMENTS) AND FINANCIAL RISK MANAGEMENT (continued.....)****Sensitivity analysis**

Profit or loss is sensitive to higher/lower interest expense from borrowings as a result of change in interest rates.

The Company does not account for any fixed-rate financial assets or financial liabilities at fair value through profit or loss, and the Company does not have any designate derivatives (interest rate swaps). Therefore, a change in interest rates at the reporting date would not affect profit or loss.

A reasonably possible change of 100 basis points in interest rates at the reporting date would have increased (decreased) Equity and Profit or Loss by the amount shown below:

(₹ in Crores)

Particulars	Profit or (Loss)		Equity (net of tax)	
	100 bp Increase	100 bp decrease	100 bp Increase	100 bp decrease
31st March 2023				
Non current - Borrowings	-	-	-	-
Current portion of Long term borrowings	-	-	-	-
Total	-	-	-	-
31st March 2022				
Non current - Borrowings	(3.91)	3.91	(2.93)	2.93
Current portion of Long term borrowings	(0.87)	0.87	(0.65)	0.65
Total	(4.78)	4.78	(3.58)	3.58

c) Commodity Price Risk

Risk arising on account of fluctuations in price of natural gas is mitigated by ability to pass on the fluctuations in prices to customers over period of time. The company monitors movements in the prices closely on regular basis.

d) Equity Price Risk

The Company do not have any investment in quoted equity shares hence not exposed to equity price risk.

Note 46 CAPITAL MANAGEMENT

Total equity as shown in the balance sheet includes equity share capital, general reserves and retained earnings.

There are no interest bearing loans and borrowings by the Company as on 31st March 2023.

The Company's objectives when managing capital is to Safeguard their ability to continue as a going concern, so that they can continue to provide returns for shareholders and benefits for other stakeholders.

The Company's policy is to maintain a stable and strong capital structure with a focus on total equity so as to maintain investor, creditors and market confidence and to sustain future development and growth of its business. The Company will take appropriate steps in order to maintain, or if necessary adjust, its capital structure. The management monitors the return on capital as well as the level of dividends to shareholders.

The Company monitors capital using a ratio of 'adjusted net debt' to 'adjusted equity'. For this purpose, adjusted net debt is defined as total liabilities, comprising interest-bearing loans and borrowings, less cash and bank balances. Adjusted equity comprises all components of equity.

The Company's adjusted net debt to equity ratio is as follows.

(₹ in Crores)

Particulars	As at 31st March 2023	As at 31st March 2022
Long term borrowings*	-	477.92
Total equity	6,995.61	5,599.30
Debt equity ratio	-	0.09
Long term borrowings*	-	477.92
Short term borrowings	-	3.15
Interest bearing borrowings	-	481.07
Less : Cash and bank balances	680.98	21.13
Adjusted net debt	-	459.94
Adjusted net debt to adjusted equity ratio	-	0.08

*There are no interest bearing loans and borrowings by the Company as on 31st March 2023.

**Notes to Standalone financial statements for the year ended 31st March 2023****Note 47 DISCLOSURE OF EMPLOYEE BENEFITS**

The Company has implemented Ind AS - 19 on "Employee Benefits".

(a) Contributions to Defined Contribution Plan, recognised as expense for the year are as under: (₹ in Crores)

Sr. No.	Particulars	For the year ended 31st March, 2023	For the year ended 31st March, 2022
(i)	Provident Fund	10.57	9.81
(ii)	National Pension Scheme	4.99	4.42

(b) Gratuity and Leave Encashment - Defined Benefit Plans (payable in future)

Provision has been made for gratuity and leave encashment (earned leave) as per actuarial valuation. The principal assumptions used in actuarial valuation and necessary disclosures are as below:

(₹ in Crores)

Sr. No.	Particulars	31st March 2023		31st March 2022	
		Gratuity	Leave Encashment	Gratuity	Leave Encashment
A.	Assumptions				
	Discount rate	7.50%	7.50%	7.00%	7.00%
	Rate of return on plan assets	7.50%	N.A.	7.00%	N.A.
	Salary Escalation	10.00%	10.00%	10.00%	10.00%
B.	Change in Defined Benefit Obligations				
	Liability at the beginning of the year	83.01	55.40	76.37	52.05
	Transfer in/(out) obligation	(0.04)	-	(0.07)	-
	Interest Cost	5.62	3.79	4.84	3.32
	Current Service Cost	6.25	3.88	6.09	3.98
	Benefits Paid	(5.20)	(4.05)	(3.17)	(3.03)
	Actuarial (Gain) / loss due to experience adjustment	(0.33)	0.55	4.40	3.36
	Actuarial (Gain) / Loss due to change in financial estimate	(4.82)	(3.73)	(5.45)	(4.28)
	Total Liability at the end of the year	84.48	55.83	83.01	55.40
C.	Change in Fair Value of plan Assets				
	Opening fair Value of plan assets	82.85	-	75.85	-
	Transfer in/(out) plan assets	(0.04)	-	(0.07)	-
	Expected return on plan assets	5.83	-	5.00	-
	Return on plan assets excluding amounts included in interest income	(2.08)	-	(0.29)	-
	Contributions by employer	-	-	5.52	-
	Benefits Paid	(5.20)	-	(3.17)	-
	Closing fair Value of plan assets	81.35	-	82.85	-
D.	Expenses Recognised in the Statement of Profit & Loss				
	Current Service Cost	6.25	3.88	6.09	3.98
	Interest Cost	5.62	3.79	4.84	3.32
	Expected return on plan assets	(5.83)	-	(5.00)	-
	Actuarial (Gain) / Loss	(3.07)	(3.18)	(0.76)	(0.91)
	Expenses charged to Statement of Profit & Loss	2.97	4.48	5.16	6.38
E.	Balance Sheet Reconciliation				
	Opening Net Liability	0.16	55.40	0.52	52.05
	Employee Benefit Expense	6.04	4.48	5.93	6.38
	Amounts recognized in Other Comprehensive Income	(3.07)	-	(0.76)	-
	Contributions by employer	-	-	(5.52)	-
	Benefits Paid	-	(4.05)	-	(3.03)
	Closing Liability	3.13	55.83	0.16	55.40
F.	Current/Non-Current Liability :				
	Current*	3.13	1.81	0.16	2.65
	Non-Current	-	54.02	-	52.75

*The Company expects that total outstanding gratuity liability payable as on 31.03.2023 will be paid to the gratuity trust within next 12 months.

**Notes to Standalone financial statements for the year ended 31st March 2023****Note 47 DISCLOSURE OF EMPLOYEE BENEFITS (continued.....)****(c) Amounts recognised in current year and previous four years****(₹ in Crores)**

Sr.	Particulars	As at 31st March 2023	As at 31st March 2022	As at 31st March 2021	As at 31st March 2020	As at 31st March 2019
A.	Gratuity					
	Present value of Defined Benefit Obligation	84.48	83.01	76.37	67.96	55.28
	Fair value of Plan Assets	81.35	82.85	75.85	56.19	47.91
	(Surplus) / Deficit in the plan	3.13	0.16	0.52	11.77	7.37
	Actuarial (Gain) / Loss on Plan Obligation	(4.82)	(5.45)	3.56	5.34	3.69
	Actuarial Gain / (Loss) on Plan Assets	(2.08)	(0.29)	1.98	(0.05)	(0.24)
B.	Earned Leave (Leave encashment)					
	Present value of Defined Benefit Obligation	55.83	55.40	52.05	45.54	39.71
	Actuarial (Gain) / Loss on Plan Obligation	(3.73)	(4.28)	2.83	4.16	3.10
C.	Long Service Award					
	Present value of Defined Benefit Obligation	1.05	1.00	0.97	0.89	0.81
	Actuarial (Gain) / Loss on Plan Obligation	-	-	-	-	-

(d) Sensitivity analysis

Reasonably possible changes at the reporting date to one of the relevant actuarial assumptions, holding other assumptions constant, would have affected the defined benefit obligation by the amounts shown below.

(₹ in Crores)

Particulars	As at 31st March 2023			
	Increase		Decrease	
	Gratuity	Leave Encashment	Gratuity	Leave Encashment
Discount rate (0.5% movement)	80.05	52.42	89.30	59.56
Salary growth rate (0.5% movement)	89.35	59.59	79.96	52.36
Withdrawal rate (W.R.) varied by 10 %	84.26	55.60	84.73	56.06

(₹ in Crores)

Particulars	As at 31st March 2022			
	Increase		Decrease	
	Gratuity	Leave Encashment	Gratuity	Leave Encashment
Discount rate (0.5% movement)	78.49	51.88	87.94	59.27
Salary growth rate (0.5% movement)	87.96	59.27	78.42	51.84
Withdrawal rate (W.R.) varied by 10 %	82.68	55.11	83.34	55.70

(e) Gratuity Benefits Plan:

The benefit is governed by the Payment of Gratuity Act, 1972 (as amended). The Key features are as under:

Features of the defined benefit plan	Remarks
Benefit offered	15 / 26 × Salary × Duration of Service
Salary definition	Basic Salary including Dearness Allowance (if any)
Benefit ceiling	No ceiling
Vesting conditions	5 years of continuous service (Not applicable in case of death / disability)
Benefit eligibility	Upon Death or Resignation / Withdrawal or Retirement
Retirement age	60 years

(i) Entity's responsibilities for the governance of the plan:**Risk to the Plan**

Following are the risk to which the plan exposes the entity:

A Actuarial Risk:

It is the risk that benefits will cost more than expected. This can arise due to one of the following reasons:

-Adverse Salary Growth Experience: Salary hikes that are higher than the assumed salary escalation will result into an increase in Obligation at a rate that is higher than expected.

-Variability in mortality rates: If actual mortality rates are higher than assumed mortality rate assumption than the Gratuity benefits will be paid earlier than expected. Since there is no condition of vesting on the death benefit, the acceleration of cash flow will lead to an actuarial loss or gain depending on the relative values of the assumed salary growth and discount rate.

-Variability in withdrawal rates: If actual withdrawal rates are higher than assumed withdrawal rate assumption than the Gratuity benefits will be paid earlier than expected. The impact of this will depend on whether the benefits are vested as at the resignation date.

**Notes to Standalone financial statements for the year ended 31st March 2023****Note 47 DISCLOSURE OF EMPLOYEE BENEFITS (continued.....)****B Investment Risk:**

For funded plans that rely on insurers for managing the assets, the value of assets certified by the insurer may not be the fair value of instruments backing the liability. In such cases, the present value of the assets is independent of the future discount rate. This can result in wide fluctuations in the net liability or the funded status if there are significant changes in the discount rate during the inter-valuation period.

C Liquidity Risk:

Employees with high salaries and long durations or those higher in hierarchy, accumulate significant level of benefits. If some of such employees resign / retire from the company there can be strain on the cash flows.

D Market Risk:

Market risk is a collective term for risks that are related to the changes and fluctuations of the financial markets. One actuarial assumption that has a material effect is the discount rate. The discount rate reflects the time value of money. An increase in discount rate leads to decrease in Defined Benefit Obligation of the plan benefits & vice versa. This assumption depends on the yields on the corporate / government bonds and hence the valuation of liability is exposed to fluctuations in the yields as at the valuation date.

E Legislative Risk:

Legislative risk is the risk of increase in the plan liabilities or reduction in the plan assets due to change in the legislation / regulation. The government may amend the Payment of Gratuity Act thus requiring the companies to pay higher benefits to the employees. This will directly affect the present value of the Defined Benefit Obligation and the same will have to be recognized immediately in the year when any such amendment is effective.

- (ii) The company has participated in Group Gratuity Scheme Plan with Life Insurance Corporation of India (LIC), HDFC Life Insurance Co. Ltd, Aditya Birla Sun Life Insurance Co. Ltd, ICICI Prudential Life Insurance Co. Ltd, SBI Life Insurance Co. Ltd., Bajaj Allianz Life Insurance Company Ltd and Kotak Mahindra Life Insurance Co. Ltd (collectively referred as Insurance Co.) through Gratuity Trust to meet its gratuity liability. The present value of the plan assets represents the balance available at the end of the year. The total value of plan assets is as certified by the various Insurance Co.

- (a) Composition of the plan assets: -

Particulars	As at 31st March 2023	As at 31st March 2022	As at 31st March 2021
Bank balance	0.00%	0.00%	0.00%
Policy of insurance	100.00%	100.00%	100.00%
Others	0.00%	0.00%	0.00%

- (b) The trustees of the plan have outsourced the investment management of the fund to an insurance company. The insurance company in turn manages these funds as per the mandate provided to them by the trustees and the asset allocation which is within the permissible limits prescribed in the insurance regulations. Due to the restrictions in the type of investments that can be held by the fund, it may not be possible to explicitly follow an asset-liability matching strategy to manage risk actively in a conventional fund.

- (c) Expected benefit payments for gratuity as on 31st March 2023.

Particulars	1-3 years	4-5 years	6 year & Above
Cash flow (₹ in Crores)	12.78	14.91	204.66
Distribution (in %)	5.50%	6.40%	88.10%

- (f) **Expected benefit payments as on 31st March 2023 for Privilege Leave encashment benefits.**

Particulars	1-3 years	4-5 years	6 year & Above
Cash flow (₹ in Crores)	6.19	8.02	162.49
Distribution (in %)	3.50%	4.60%	91.90%

- (g) **Other Notes:**

- (i) The expected rate of return on Plan Assets is determined considering several applicable factors, mainly the composition of Plan Assets held, assessed risks, historical results of return on Plan Assets and the Company's policy for the Plan Assets management.
- (ii) The actuarial valuation takes into account the estimates of future salary increases, inflation, seniority, promotion and other relevant factors such as supply and demand in the employment market. The management has relied on the overall actuarial valuation conducted by the actuary.
- (iii) The company has provided long service award benefits to its employees who completed 15/20/25 Years of employment with company. Long Service Awards are recognised as a liability based on actuarial valuation of the defined benefit obligation as at the balance sheet date. Accordingly, expenses of ₹ 0.10 Crores (previous year ₹ 0.10 Crores) has been charged to the Statement of Profit and Loss towards Long service awards. The Company has recognised Current Liability of ₹ 0.07 Crores (Previous year ₹ 0.07 Crores) and Non- Current Liability of ₹ 0.98 Crores (Previous year ₹ 0.93 Crores) as at 31st March 2023 and Discount rate considered for current year is 7.50% (previous year 7.00%).

**Notes to Standalone financial statements for the year ended 31st March 2023****Note 47 DISCLOSURE OF EMPLOYEE BENEFITS (continued.....)**

(iv) The Company has provided ₹ Nil (previous year ₹ 3.85 Crores) during the year on account of death compensation benefits and current provision as on 31st March 2023 is Nil (previous year ₹ 3.05 Crores) as the Company has taken group life insurance policy during the year.

(v) The Code on Social Security, 2020 ('Code') relating to employee benefits during employment and post-employment benefits received Presidential assent in September 2020. The Code has been published in the Gazette of India. However, the date on which the Code will come in to effect has not been notified.

The Company will assess the impact of the Code when it comes into effect and will record any related impact in the period when the Code becomes effective.

(vi) Employee Stock Option Plan: There are no options outstanding as on 31st March 2023, 31st March 2022.

Note 48 RELATED PARTY TRANSACTIONS

As per the Indian Accounting Standard-24 on "Related Party Disclosures", list of parent & subsidiary of the Company are as follows.

(a) Parent Entity

Gujarat State Petroleum Corporation Limited (GSPC) - Ultimate Holding Company (w.e.f., 20th October, 2022) & Intermediate Holding Company (upto 19th October, 2022)

Gujarat State Petronet Limited (GSPL) - Holding Company

Gujarat State Investment Limited (GSIL) - Ultimate Holding Company (Upto 19th October, 2022)

(b) Subsidiary / Associate / Enterprise Controlled by the Company

Guj Info Petro Limited - GIPL - Associate

Gujarat Gas Limited Employee Stock Option Welfare Trust - Enterprise controlled by the company

Gujarat Gas Limited Employees Group Gratuity Scheme - Enterprise controlled by the company

Related Party Transactions for the year ended 31st March, 2023**(₹ in Crores)**

Sr. no.	Name of Related Party	Relationship	Nature of Transactions & Balances	For the year ended 31st March, 2023	For the year ended 31st March, 2022
1	Gujarat State Petroleum Corporation Limited - GSPC	Ultimate Holding Company (w.e.f. 20th October, 2022) Intermediate Holding Company (Upto 19th October, 2022)	Purchase of Natural Gas (NG)	11,299.90	13,769.21
			Rent Expense	0.00	0.00
			Brokerage Services for NG Trading	1.36	-
			Gas Transportation Charges	1.13	-
			Reimbursement of Expenses	0.77	0.69
			Recharge of Salary - Expense	0.89	0.63
			Sale of Natural Gas	17.98	-
			Income from Material sale	-	0.01
			Deposit Given - Paid / (Refund)	(0.02)	0.02
			Balance at period end		
			Amount Receivable/(Payable)	(307.51)	(212.27)
			Investment at Period end	30.38	22.36
			Deposits Asset / (Liability) - Net	-	0.02
			Bank Guarantee by GGL to GSPC	938.96	1,326.92
Letter of Credit - by GGL to GSPC	391.58	-			
2	Gujarat State Petronet Limited - GSPL	Holding Company	Gas Transmission Expense	451.68	542.13
			Purchase of Natural Gas	-	2.23
			Right of Way Expense - Exps / (Refund)	0.52	0.10
			Connectivity Charges	1.69	-
			Business Transfer - CGD Business of Amritsar & Bhatinda from GSPL to GGL	-	153.86
			Reimbursement of Expenses	0.34	0.28
			Dividend Paid	74.57	74.57
			Rent Expense	2.85	2.27
			Recharge of Salary - Expense	0.04	0.04
			Compression Charges	-	2.87
Reimbursement of Deposit Receivable from Authorities	0.28	-			



Notes to Standalone financial statements for the year ended 31st March 2023

Note 48 Related Party Transactions for the year ended 31st March, 2023 (Continued

(₹ in Crores)

Sr. no.	Name of Related Party	Relationship	Nature of Transactions & Balances	For the year ended 31st March, 2023	For the year ended 31st March, 2022
			O&M Charges - Income	0.05	0.04
			Rent - Income	0.03	0.03
			Reimbursement of Expenses - Income	0.01	10.01
			Recharge of Salary - Income	1.08	1.03
			Sale of Material - Income	-	0.23
			Deposit Given - Paid / (Refund) [Other than Connectivity]	0.44	(0.02)
			Deposit Given - Paid / (Refund) [For Connectivity]	12.00	4.00
			Supervision Charges -Income	-	0.01
			Interest On Late Payment	-	0.01
			Asset Purchase	8.05	-
			Balance at the period end		
			Amount Receivable/(Payable)	(23.36)	(19.36)
			Deposits Asset / (Liability) - Net [Other than Connectivity]	2.47	2.03
			Deposit (For Connectivity)	51.32	39.32
			Bank Guarantee - by GGL to GSPL	52.92	52.92
			Letter of Credit - by GGL to GSPL	0.10	0.10
3	Sabarmati Gas Limited - SGL	Associate of Holding Company	Gas Transportation Expense	0.76	0.68
			Compression Charges	3.54	1.70
			Supervision Charges Expense	-	0.04
			Gas Transportation Charges - Income	0.41	0.35
			Consulting Charges - Income	-	0.24
			Misc. Income	0.00	-
			Income from Material sale	1.68	0.78
			Deposit Given - Paid / (Refund)	(0.06)	0.04
			Balance at the period end		
			Amount Receivable/(Payable)	(0.12)	0.30
			Deposits Asset / (Liability) - Net	-	0.06
			Bank Guarantee - by GGL to SGL	0.20	0.16
4	Guj Info Petro Limited- GIPL	Associate	Web Development / Bandwidth Charges	0.00	0.02
			Software Maintenance Expenses	0.01	-
			Balance at the period end		
			Investment at Period end	0.03	0.03
5	Gujarat State Energy Generation Limited - GSEG	Associate of Ultimate Holding Company (w.e.f. 20th October,2022) Associate of Intermediate Holding Company (Upto 19th October, 2022)	Dividend Paid	0.27	0.27
			Reimbursement of Expense	0.00	-
			Balance at the period end		
			Deposits Asset / (Liability) - Net	(0.10)	(0.10)



Notes to Standalone financial statements for the year ended 31st March 2023

Note 48 Related Party Transactions for the year ended 31st March, 2023 (Continued

(₹ in Crores)

Sr. no.	Name of Related Party	Relationship	Nature of Transactions & Balances	For the year ended 31st March, 2023	For the year ended 31st March, 2022
6	GSPL India Gasnet Limited - GIGL	Joint Venture of Holding Company	Rent Expenses	0.68	0.65
			Gas Transportation Expense	0.73	0.48
			Right of Way Expense (ROW)	0.01	0.09
			O&M Charges	0.64	0.07
			Deposit Given - Paid / (Refund) [Other than Connectivity]	(0.08)	0.14
			Deposit Given - Paid / (Refund) [For Connectivity]	12.00	10.15
			Interest Paid	0.00	-
			Balance at the period end		
			Amount Receivable/(Payable)	(0.03)	(0.04)
			Deposits Asset / (Liability) - Net [Other than Connectivity]	0.16	0.24
			Deposit (For Connectivity)	50.15	38.15
Bank Guarantee - by GGL to GIGL	0.07	0.06			
7	GSPL India Transco Limited - GITL	Joint Venture of Holding Company	Reimbursement of Exp -Income	-	0.00
			Rent Expenses	0.05	0.04
8	Gujarat State Fertilizers & Chemicals Limited	Associate of Ultimate Holding Company (Upto 19th October, 2022)	Rent Expenses	0.41	0.53
			Dividend Paid	9.38	9.38
			Maintainance Charges Paid	0.05	0.07
			Balance at the period end		
Deposits Asset / (Liability) - Net	-	0.09			
9	Gujarat Alkalies & Chemicals Limited	Associate of Ultimate Holding Company (Upto 19th October, 2022)	Dividend Paid	4.26	4.26
			Deposit Given / (Refund)	-	(0.02)
			Supervision Charges -Income	-	0.01
			Balance at the period end		
Deposits Asset / (Liability) - Net	-	(0.04)			
10	Gujarat Narmada Valley Fertilizers & Chemicals Limited	Associate of Ultimate Holding Company (Upto 19th October 2022)	Rent Expenses	0.04	0.07
			Technology Services	0.06	0.14
			Dividend Paid	0.05	0.05
			Balance at the period end		
Amount Receivable/(Payable)	-	(0.02)			
11	Gujarat State Financial Services Limited - GSFS	Associate of Ultimate Holding Company (Upto 19th October, 2022)	Interest received - Income	7.25	12.22
			Deposit - Placed/ Renewed	6,982.50	11,342.25
			Deposit - Withdrawn / Redeemed	6,233.00	11,603.25
			Balance at the period end		
			Amount Receivable/(Payable)	-	-
12	Gujarat Gas Limited Employee Stock Option Welfare Trust	Enterprise controlled by the company	Amount Received from Trust on behalf of employees	2.46	-
			Amount paid to employees on behalf of Trust	2.46	-
			Balance at the period end		
Amount Receivable/(Payable)	0.00	-			
13	Gujarat Gas Limited Employees Group Gratuity Scheme	Enterprise controlled by the company	Gratuity Contribution Paid	-	5.36
14	Shri. Sanjeev Kumar, IAS - Managing Director (Upto 31st March 2023)	Key Managerial Person	Sitting Fees (Deposited in Govt. Treasury Account) - Nil (Previous Year - Nil)	-	-
			Out of Pocket Expenses - Nil (Previous Year - Nil)		

**Notes to Standalone financial statements for the year ended 31st March 2023****Note 48 Related Party Transactions for the year ended 31st March, 2023 (Continued****Notes**

1 The company deals on regular basis with entities (apart from Group Companies) directly or indirectly controlled by the State Government of Gujarat. Such entities are collectively referred as "Government related entities" and includes companies in which Government of Gujarat has majority shareholding, government authorities, agencies, affiliations and other organizations. Apart from transactions with its group companies, the Company has transactions with government related entities, including but not limited to the followings:

- Sale and Purchase of Natural Gas
- Investment, renewal & redemption of funds/deposits
- Interest income from investments in deposits
- Payment of Dividend
- Rendering and Receiving Services
- Payment of Rent
- Use of Public Utilities

Below are the details of significant transactions carried with Government Related Entities in FY 2022-23. In order to determine the level of significance of the transaction with Government Related Entities, threshold limits have been considered as prescribed in the definition of Material Related Party Transaction" of GGL's "Policy on Materiality of Related Party Transactions and dealing with Related Party Transactions".

(₹ in Crores)

Name of Related Party	Relationship	Nature of Transactions & Balances	For the Period 20th October 2022 to 31st March 2023
Gujarat State Financial Services Limited - GSFS	Government Related Entity (w.e.f 20th October 2022)	Interest received - Income	14.42
		Deposit - Placed/ Renewed	6,675.50
		Deposit - Withdrawn / Redemed	6,801.00
		Balance at the period end	
		Deposits Asset / (Liability) - Net	624.00

- 2 The company sells natural gas to domestic, commercial, industrial and CNG consumers. The above related party transaction do not include the transactions of Gas sales to the related parties in ordinary course of business, as all such transactions are done at arm's length basis. As per Para 11(c)(iii) of Ind AS-24 "Related Party Disclosures", normal dealings of Company with related parties by virtue of public utilities are excluded from the purview of Related Party Disclosures.
- 3 In compliance to the provisions of Section 2(51) of Companies Act-2013, the following are the details of remuneration paid/payable to KMP - Chief Financial Officer & Company Secretary.

(₹ in Crores)

Sr. No.	Particulars	For the year ended 31st March 2023	For the year ended 31st March 2022
1.	Shri. Nitesh Bhandari – Chief Financial Officer [Refere Note (i)] Short Term Benefits – ₹ 1.23 Crores (P.Y. ₹ 1.13 Crores) Post-Employment Benefits – ₹ 0.18 Crores (P.Y. ₹ 0.17 Crores)	1.41	1.30
2.	Shri. Sandeep Dave – Company Secretary [Refere Note (ii)] Short Term Benefits – ₹ 0.59 Crores (P.Y. ₹ 0.46 Crores) Post-Employment Benefits – ₹ 0.09 Crores (P.Y. ₹ 0.08 Crores)	0.68	0.54

Notes:

- (i) Remuneration does not include provision for leave encashment (provided in books as per actuarial valuation), mediclaim insurance, life insurance cover, etc which are extended for the company as a whole as per HR Policy and hence individual figures cannot be identified. Leave encashment paid during the year have been included in remuneration.
- (ii) Remuneration breakup is based on the salary reimbursed to GSPC.

**Notes to Standalone financial statements for the year ended 31st March 2023****Note 48 Related Party Transactions for the year ended 31st March, 2023 (Continued**

4 Details of Sitting Fees & Out of Pocket Expenses (in total) paid to Directors other than Managing Director

(₹ in Crores)

Sr. No.	Particulars	For the year ended 31st March 2023	For the year ended 31st March 2022
1.	Shri. Anil Mukim, IAS - Chairman # (upto 03.09.2021)	-	0.00
2.	Smt. Sunaina Tomar, IAS # (upto 05.07.2021)	-	0.00
3.	Dr. Manjula Subramaniam, IAS (Retd.) (upto 28.01.2022)	-	0.00
4.	Shri. Milind Torawane, IAS # (upto 30.12.2022)	0.02	0.02
5.	Shri. K. D. Chatterjee (upto 20.04.2022)	0.00	0.04
6.	Shri. Jal Patel (upto 20.04.2022)	0.00	0.03
7.	Prof. Piyush Kumar Sinha (upto 15.08.2021)	-	0.01
8.	Prof. Vishal Gupta (upto 15.08.2021)	-	0.01
9.	Prof. Yogesh Singh	0.01	0.01
10.	Shri Bhadresh Mehta	0.04	0.01
11.	Dr. Rajiv kumar Gupta, IAS # (upto 08.06.2022)	0.00	0.00
12.	Shri Pankaj Kumar, IAS # (upto 01.02.2023)	0.00	0.00
13.	Shri Balwant Singh, IAS (Retd.) (w.e.f., 20.04.2022)	0.03	-
14.	Dr. Rekha Jain (w.e.f., 20.04.2022)	0.02	-
15.	Shri Raj Kumar, IAS # (w.e.f. 21.07.2022)	0.00	-

Sitting fees payable to directors are deposited in Government Treasury Account

5 There has been change in shareholding of Gujarat State Petroleum Corporation Limited (GSPC) in lieu of which Gujarat State Investment Limited (GSIL) ceased to be holding company of GSPC w.e.f 19th October 2022. Consequently, GSIL has ceased to be Ultimate Holding company of Gujarat Gas Limited w.e.f. 19th October, 2022. Accordingly, related party transactions with Associates of GSIL have been reported till 19th October 2022.

6 All transactions with related parties were carried out in the ordinary course of business and at arm's length.

7 All transactions amount disclosed above are inclusive of tax.

8 Bank Guarantees, Letter of Credits provided to related parties are for routine business activity such as Gas procurement, Transmission and Compression service etc.

9 Deposits given/ received (other than investment made in GSFS) to related parties are for routine business activity.

10 Figures INR 0.00 denotes amount less than INR 50,000/-.

Note 49 RECEIVABLES, CONTRACT ASSETS AND CONTRACT LIABILITIES**(WITH REFERENCE TO IND AS 115 - REVENUE FROM CONTRACTS WITH CUSTOMERS)****Revenue recognised in the statement of profit and loss:****Revenue from contracts with customers (refer note 31):**

Sale of Natural gas is the main activity of city gas distribution business and other operating income is incidental to sale of natural gas. Company sells and distributes natural gas in India.

Sale of natural gas includes excise duty but excludes VAT and GST collected from the customers on behalf of the Government. All the revenue mentioned above are earned by transfer of goods or services at a point of time.

Reconciliation of the amount of revenue recognised in the statement of Profit and Loss with the contracted price:

(₹ in Crores)

Particulars	For the year ended 31st March 2023	For the year ended 31st March 2022
Revenue as per contracted price	17,364.76	16,814.40
Adjustments :		
Provision for revenue contract price	(58.60)	(27.05)
Revenue from contract with customers	17,306.16	16,787.35

**Notes to Standalone financial statements for the year ended 31st March 2023****Note 49 RECEIVABLES, CONTRACT ASSETS AND CONTRACT LIABILITIES (Continued**

The following table provides information about receivables, contract assets and contract liabilities from contract with customers: (₹ in Crores)

Sr. No.	Particulars	As at 31st March 2023	As at 31st March 2022
(i)	Receivables		
	Trade receivables	887.11	855.75
	Unbilled Revenue	134.04	74.30
	Total Trade receivables	1,021.15	930.05
(ii)	Current Financial Liabilities - Others (Contract liabilities)		
	Security Deposits from customers	1,394.49	1,326.45
	Security Deposit from customers towards MGO	151.24	151.85
	Interest accrued on security deposits from customers	14.12	11.86
	Total Current Financial Liabilities - Others (Contract Liabilities)	1,559.85	1,490.16
(iii)	Contract liabilities (Current Liabilities - Others)		
	Advance from customers	77.35	30.33
	Total contract liabilities (Current Liabilities - Others)	77.35	30.33
(iv)	Deferred Revenue		
	Non Current	71.08	68.83
	Current	11.70	10.59
	Total Deferred Revenue	82.78	79.42
(v)	Income recognised during the year out of opening balance of deferred revenue	11.30	9.85

Contract asset is the right to consideration in exchange for goods or services transferred to the customer. Contract liability is the entity's obligation to transfer goods or services to a customer for which the entity has received consideration from the customer in advance. Contract assets (unbilled receivables) are transferred to receivables when the rights become unconditional and contract liabilities are recognised as and when the performance obligation is satisfied.

Performance obligations - Connection, Service and Fitting Income

Connection charges from customers deferred over the period when the performance obligation is satisfied:

Industrial Customers: The performance obligations as per the contractual arrangement with the customer is to deliver gas over the tenure of the contract. Consequently, the connection charges is to be deferred over the contract period.

Domestic Customer: The connection charges is to be deferred over the period of delivery of gas. It is reasonably expected by the Company that the gas is procured by the customer and supplied by the Company on a perpetual basis. Consequently the connection charges are to be deferred over the useful life of the connection facility (i.e. 18 years).

Note 50 LEASES (Ind AS 116)

The Company has adopted Ind AS 116 'Leases', effective from 1st April, 2019, using modified retrospective approach.

Note 50.1 The Company as a lessee

The Company has taken various assets on lease primarily consist of leases for land, buildings, vehicles and Plant & machinery. Under Ind AS 116, the Company recognises right-of-use assets and lease liabilities.

The weighted average incremental borrowing rate of 8.59% p.a. has been applied to lease liabilities recognised in the balance sheet at the date of initial application.

The likely weighted average incremental borrowing rate of 5.5 % to 8 % p.a. has been applied to lease liabilities recognised in the balance sheet during the year.

50.1.1 The Company used a number of practical expedients summarised here below:

- 1) Applied the exemption not to recognize right-of-use assets and liabilities for leases with less than 12 months of lease term on the date of initial application.
- 2) Applied the exemption not to recognize right-of-use assets and liabilities for leases of low value assets.

**Notes to Standalone financial statements for the year ended 31st March 2023****Note 50 LEASES (Continued****50.1.2 Nature of the lease transaction:****Land Leases**

The Company has taken several plots of land on lease for setting up CNG, City Gas Station, CPRS/DPRS station and for site office purpose. The lease term mentioned in the agreements ranges from 11 months to 99 years. Lease agreements are renewable on mutually agreed terms and do not contain any non-cancellable period. In certain contacts, the Company is restricted from assigning and subletting the leased assets.

Building Leases

The Company has taken various office/warehouse buildings on lease with monthly and annual payment terms. The lease term mentioned in the agreements ranges from 11 months to 9 years. Most of the agreements are renewable on mutually agreed terms, some of them are having non - cancellable period whereas few agreements are silent on renewal. In certain contacts, the Company is restricted from assigning and subletting the leased assets.

Other Leases

The Company has also taken various commercial vehicles, CNG Cascade, booster compressor and other equipments, IT equipment etc. on lease. The lease term mentioned in the agreements ranges from 6 months to 10 years. Some portion of the lease rentals is based on usage of the equipment considered as variable lease payment. Lease rentals include lease and non lease component viz. manpower, fuel cost, repair and maintenance etc. and only hiring portion is considered for ROU accounting.

50.1.3 The following is the carrying amounts of Company's Right of use assets and the movement in lease liabilities during the year ended March 31, 2023.

A (₹ in Crores)

Particulars	Lease Assets*	
	FY 2022-23	FY 2021-22
Gross Carrying Value		
Opening balance	290.13	188.91
Addition during the year	33.74	81.18
Other adjustment/ Reassessment	0.04	29.65
Deduction during the year	7.16	9.61
Closing Balance (A)	316.75	290.13
Accumulated amortization		
Opening balance	31.91	16.09
Addition during the year	29.34	24.92
Other adjustment/ Reassessment	-	0.33
Deduction during the year	2.89	9.43
Closing Balance (B)	58.36	31.91
Net Block (A-B)	258.39	258.22

* Refer note 5.3

B Movement in Lease liability with Current/Non current break up:- (₹ in Crores)

Particulars	Lease liabilities*	
	FY 2022-23	FY 2021-22
Opening balance	147.78	85.32
Addition during the year	33.74	81.18
Adjustment on account of reassessment /modification/termination	(4.66)	(0.17)
Add: Interest Expenses	9.83	7.25
Less: Payments	(34.36)	(25.80)
Closing Balance	152.32	147.78
Current	28.39	22.45
Non current	123.93	125.33

* Refer note 21

**Notes to Standalone financial statements for the year ended 31st March 2023****Note 50 LEASES (Continued.....)****50.1.4 Amounts recognized in profit or loss**

(₹ in Crores)

Particulars	For the year ended 31st March 2023	For the year ended 31st March 2022
Lease charges-Others* (Refer Note 38)	40.85	33.80
Interest expenses (Refer Note 36)	9.83	7.25
Depreciation charge for right-of-use assets (Refer Note 37)	29.34	24.92

*Leases charges-Others includes rental charges of all assets that have lease period of 12 month or less, remaining lease period of 12 months or less as on transition date, rental charges of low value assets, variable lease payments and component of taxes of ROU lease charges.

LCV/HCV Hiring, Operating and Maintenance Charges includes lease component viz. rental charges of LCV/HCV lease assets that have lease period of 12 month or less.

50.1.5 The total Cash outflow for ROU assets is ₹ 24.53 Crores (Previous year ₹ 18.55 Crores) for the year ended 31st March, 2023 (excluding interest).

50.1.6 Contractual maturity analysis of undiscounted lease liabilities is given below:

Maturity Analysis of lease liabilities (undiscounted):

(₹ in Crores)

Particulars	As at 31st March 2023	As at 31st March 2022
Less than one year	36.10	29.96
One to two years	35.09	30.07
two to five years	66.80	74.73
More than five years	83.73	84.72
Total	221.72	219.48

50.2 The Company as a lessor

The Company accounted for its leases in accordance with Ind AS 116.

Note 51 ADDITIONAL REGULATORY INFORMATION DISCLOSURES**Note 51.1 Loans and advances granted to specified person:****(A) Loans / Advance in the nature of loan - Repayable on Demand:**

(₹ in Crores)

Sr. No	Type of Borrowers	As on 31st March 2023		As on 31st March 2022	
		Amount Outstanding - Gross Carrying Amount	% of Total Loan and Advance in the Nature of Loan	Amount Outstanding - Gross Carrying Amount	% of Total Loan and Advance in the Nature of Loan
1	Promoters	-	-	-	-
2	Directors	-	-	-	-
3	KMPs	-	-	-	-
4	Related Parties	-	-	-	-
	Total	-	-	-	-

(B) Loans / Advance in the nature of loan - without specifying any terms or period of repayment:

(₹ in Crores)

Sr. No	Type of Borrowers	As on 31st March 2023		As on 31st March 2022	
		Amount Outstanding - Gross Carrying Amount	% of Total Loan and Advance in the Nature of Loan	Amount Outstanding - Gross Carrying Amount	% of Total Loan and Advance in the Nature of Loan
1	Promoters	-	-	-	-
2	Directors	-	-	-	-
3	KMPs	-	-	-	-
4	Related Parties	-	-	-	-
	Total	-	-	-	-

**Notes to Standalone financial statements for the year ended 31st March 2023****Note 51.2 Relationship with struck off companies:**

Based on the information available with the company, the required disclosures are given below:

Sr. No	Name of struck of companies	Nature of transaction	Balance Outstanding	Relationship with struck off company if any
As on 31st March 2023:				
1	Investment in securities	NA	Nil	NA
2	Receivables	NA	Nil	NA
3	Payables	NA	Nil	NA
4	Shares held by struck off Company	NA	Nil	NA
5	Other outstanding balances (to be specified)	NA	Nil	NA
As on 31st March 2022:				
1	Investment in securities	NA	Nil	NA
2	Receivables	NA	Nil	NA
3	Payables	NA	Nil	NA
4	Shares held by struck off Company	NA	Nil	NA
5	Other outstanding balances (to be specified)	NA	Nil	NA

Note 51.3 Willful Defaulter

The company is not declared as willful defaulter by any bank or financial institution or other lender.

Note 51.4 Utilisation of borrowed funds

The company has used the borrowings from banks for the specific purpose for which it was taken. The company has not taken any borrowings from financial institution.

Note 51.5 Registration of charges or satisfaction with Registrar of Companies (ROC)

The company has registered charge and satisfaction with ROC within statutory time period.

Note 51.6 Details of Benami Property held

The company does not hold any benami property under the Benami Transactions (Prohibition) Act, 1988 (45 of 1988) and rules made thereunder, hence no proceedings initiated or pending against the company under the said Act and Rules.

Note 51.7 Utilisation of borrowed funds, share premium and other funds

The Company has not given any advance or loan or invested funds from borrowed funds or share premium or any other sources with the understanding that intermediary would directly or indirectly lend or invest in other person or equity identified in any manner whatsoever by or on behalf of the company as ultimate beneficiaries or provide any guarantee or security or the like to on behalf of ultimate beneficiaries.

The Company has not received any fund from any person or entity with the understanding that the Company would directly or indirectly lend or invest in other person or entity identified in any manner whatsoever by or on behalf of the funding party (ultimate beneficiary) or provided any guarantee or security or the like on behalf of the ultimate beneficiary.

Note 51.8 Compliance with number of layers of companies

As the company is a Government Company, in terms of section 2(45) of the Companies Act, compliance with number of layers of the companies as per section 2(87) of the Companies Act read with Companies (Restriction on number of Layers) Rules 2017, is not applicable.

Note 52 ADDITIONAL DISCLOSURES**Note 52.1 Details of Crypto Currency or Virtual Currency**

The company has not traded or invested in Crypto currency or Virtual Currency during the financial year.

Note 52.2 Undisclosed Income

There is no transaction, which has not been recorded in books of accounts, that has been surrendered or disclosed as income during the year in tax assessments under the Income Tax Act, 1961.

**Notes to Standalone financial statements for the year ended 31st March 2023****Note 53 RATIO ANALYSIS**

Sr. No	Particulars	Numerator	Denominator	FY 2022-23	FY 2021-22	Variance %	Reason for significant variance(25% or more)
1	Current Ratio (times)	Current Assets	Current Liabilities (Excl. Customer deposits)	1.40	1.17	20%	-
2	Debt-Equity Ratio (times)	Debt consists of borrowings	Shareholder's Equity	-	0.09	-100%	Debt Equity ratio has improved due to prepayments/ repayment of Borrowings during the year and increase in total equity due to current year profits. There is no outstanding debt as on 31st March 2023.
3	Debt Service Coverage Ratio (times)	Earning for Debt Service = Net Profit after taxes + Non-cash expenses/adjustment + Interest - Lease payments	Interest on borrowings + Principal Repayments (routine installments)	-	13.48	-100%	Debt Service Coverage Ratio has improved due to prepayments/ repayment of Borrowings during the year. There is no outstanding debt as on 31st March 2023.
4	Net profit ratio (%)	Net Profit after tax	Revenue from operations	9%	8%	15%	-
5	Return on Equity Ratio (%)	Net Profits after taxes - reference Dividend (if any)	Average Shareholder's Equity	24%	26%	-5%	-
6	Return on Capital employed (%)	Profit before tax + Interest on borrowings	Avg. Capital Employed=Tangible Net Worth + Total Debt + Deferred Tax Liability	29%	28%	3%	-
7	Return on investment (%) - unquoted	Income generated from investments	Average investment	30%	12%	144%	Increase in fair valuation of investments.
8	Inventory turnover ratio	Cost of goods sold or sales	Average Inventory (Natural Gas)	781.48	924.77	-15%	-
9	Trade Receivables turnover ratio	Net Credit Sales	Average Trade Receivable	16.29	18.66	-13%	-
10	Trade payables turnover ratio	Net Credit Purchases (Gas purchase + Transmission)	Average Trade Payables (Gas Purchase+ Transmission)	32.88	44.16	-26%	Increase in trade payables while total purchase cost is at par with last year.
11	Net capital turnover ratio	Revenue from operations	Working Capital	30.35	82.00	-63%	Increase in working capital while annual turnover is at par with last year.

**Notes to Standalone financial statements for the year ended 31st March 2023****Note 53 RATIO ANALYSIS (Continued****Ratio Analysis for previous financial year 2021-22**

Sr. No	Particulars	Numerator	Denominator	FY 2021-22	FY 2020-21	Variance %	Reason for significant variance (25% or more)
1	Current Ratio (times)	Current Assets	Current Liabilities (Excl. Customer deposits)	1.17	1.08	9%	-
2	Debt-Equity Ratio (times)	Debt consists of borrowings	Shareholder's Equity	0.09	0.20	-58%	Debt Equity ratio has improved due to prepayments/ repayment of Borrowings during the year and increase in total equity due to current year profits.
3	Debt Service Coverage Ratio (times)	Earning for Debt Service = Net Profit after taxes + Non-cash expenses/adjustment + Interest - Lease payments	Interest on borrowings + Principal Repayments (routine installments)	13.48	8.00	69%	Debt Equity ratio has improved due to repayments / repayment of Borrowings during the year and reduction in interest rates.
4	Net profit ratio (%)	Net Profit after tax	Revenue from operations	8%	13%	-39%	While Net profit is at par with last year, it has reduced in %age terms, due to increase in turnover.
5	Return on Equity Ratio (%)	Net Profits after taxes - reference Dividend (if any)	Average Shareholder's Equity	26%	33%	-22%	-
6	Return on Capital employed (%)	Profit before tax + Interest on borrowings	Avg. Capital Employed=Tangible Net Worth + Total Debt + Deferred Tax Liability	28%	31%	-9%	-
7	Return on investment (%) - unquoted	Income generated from investments	Average investment	12%	14%	-9%	-
8	Inventory turnover ratio	Cost of goods sold or sales	Average Inventory (Natural Gas)	924.77	591.67	56%	While average inventory levels have remained in line with last year, higher cost of gas has led to increased turnover ratio.
9	Trade Receivables turnover ratio	Net Credit Sales	Average Trade Receivable	18.66	13.95	34%	Increase in trade receivables is lower than increase in turnover.
10	Trade payables turnover ratio	Net Credit Purchases (Gas purchase + Transmission)	Average Trade Payables (Gas Purchase+ Transmission)	44.16	25.33	74%	Increase in trade payables is lower than increase in gas purchase cost.
11	Net capital turnover ratio	Revenue from operations	Working Capital	82.00	103.33	-21%	-

**Notes to Standalone financial statements for the year ended 31st March 2023****Note 54 CORPORATE SOCIAL RESPONSIBILITY EXPENDITURE**

As per Section 135 of the Companies Act, 2013, a company needs to spend at least 2% of its average net profit for the immediately preceding three financial years on corporate social responsibility (CSR) activities. A CSR committee has been formed by the company as per the Act. CSR expenditure contains the following:

(₹ in Crores)

Sr. No	Particulars	FY 2022-23	FY 2021-22
1	Gross amount required to be spent by the company during the year.	31.03	23.54
2	Amount approved by the Board to be spent during the year	31.03	23.54
3	Amount of expenditure incurred on:		
	(i) Construction/acquisition of any asset	-	-
	(ii) On purposes other than (i) above	19.08	19.14
4	The amount of shortfall at the end of the year out of the amount required to be spent by the Company during the year	11.95	4.40
5	Amount transferred to unspent CSR Account related to ongoing projects	11.95	4.40
6	The total of previous years' shortfall amounts	4.40	-
7	The reason for above shortfalls (if any)	Pertains to an ongoing project of Radio Diagnostic Services, Tertiary Care, Research on green hydrogen & Biogas	Pertains to an ongoing project of Radio Diagnostic Services
8	Details of related party transactions in relation to CSR expenditure	-	-
9	Nature of CSR activities undertaken by the Company	Preventive Health care / Disaster management, Health Care, Environment, Community Development, Eradication of Hunger / Malnutrition, Research on green hydrogen & Biogas	Preventive Health care / Disaster management, Health Care, Environment, Community Development, Eradication of Hunger / Malnutrition
10	Provision for CSR Expenses:		
	Opening Balance	4.40	-
	Add: Provision created during the period	11.95	4.40
	Less: Provision utilised during the period	-	-
	Closing Balance	16.35	4.40
11	Prepaid CSR Expenses (excess spent):		
	Opening Balance	-	-
	Add: Excess amount spent during the year	0.28	-
	Less: Set off during the year	-	-
	Closing Balance (Available for set off in succeeding years)	0.28	-
12	Total amount recognised in Statement of Profit and Loss	31.03	23.54

**Notes to Standalone financial statements for the year ended 31st March 2023****Note 54 CORPORATE SOCIAL RESPONSIBILITY EXPENDITURE (Continued****Details of expenditure incurred for CSR activities :****(₹ in Crores)**

Sr. No	Particular of Expenditure during the year	FY 2022-23	FY 2021-22
1	Contribution to Institute of Kidney Diseases and Research Centre, Ahmedabad (IKDRC) towards One Gujarat One Dialysis Programme (Preventive Healthcare)	6.48	-
2	Contribution to U. N. Mehta Institute of Cardiology & Research Centre (UNMICRC) towards Robotic Surgery Systems for Cardio Thoracic and Vascular Surgery (Preventive Healthcare)	5.89	-
3	Providing gas(in kind) to Crematoriums (Environment / Community Development)	6.17	6.05
4	Contribution to Gujarat CSR Authority & IKDRC towards Project on developing a computer navigation system for assisting total knee joint arthroplasty (Research & Development)	0.28	-
5	Contribution to U. N. Mehta Institute of Cardiology & Research Centre (UNMICRC) towards project on Papeless ICU setup (Preventive Healthcare)	0.11	-
6	Contribution to Zeal education trust to support "Learning by doing" project at schools in rural areas (Education)	0.12	-
7	Providing gas(in kind) towards Nondhara no aadhar project (Eradication of Hunger / Malnutrition)	0.01	0.01
8	Contribution to support Mobile Health screening van (Preventive Healthcare)	0.02	0.08
9	Contribution to Gujarat University Consultancy Foundation to support Covid care hospital (Preventive Healthcare / Disaster Management)	-	10.00
10	Contribution to Gujarat CSR Authority to support Oxygen plant (Preventive Healthcare / Disaster Management)	-	3.00
	Total	19.08	19.14

Note 55 SEGMENT REPORTING

The Company primarily operates in the segment of Natural Gas Business. Natural gas business involves distribution of gas from sources of supply to centres of demand and to the end customers. The Managing Director of the Company allocate resources and assess the performance of the Company, thus are the Chief Operating Decision Maker (CODM). The CODM monitors the operating results of the business as a one, hence no separate segment needs to be disclosed.

Information about products and service:

The Company is in a single line of business of Sale of Natural Gas.

Information about geographical areas:

1. The Company does not have geographical distribution of revenue outside India and hence segmentwise disclosure is not applicable to the Company.
2. None of the Company's assets are located outside India hence segmentwise disclosure is not applicable to the Company.

Information about major customers:

None of the customer account for more than 10% of the total revenue of the Company.

Note 56 ACCOUNTING FOR BUSINESS COMBINATION TRANSACTIONS**BUSINESS TRANSFER AGREEMENT FOR GEOGRAPHICAL AREAS OF AMRITSAR AND BHATINDA (PUNJAB)**

Pursuant to the approval by the Board of Directors on 1st June 2021, the Company had executed Business Transfer Agreement (BTA) on 26th October 2021 to transfer / purchase of City Gas Distribution (CGD) Business of Amritsar and Bhatinda Geographical Areas from Gujarat State Petronet Limited (GSPL, a holding company) to Gujarat Gas Limited (GGL, the Company) for cash consideration of ₹ 153.86 Crores (₹ 164.58 Crore Business valuation determined based on an independent valuation less ₹ 10.72 Crore working capital adjustment) and the Company has completed the above transfer of business as per BTA with effect from 1st November 2021.

**Notes to Standalone financial statements for the year ended 31st March 2023****Note 56.1 Accounting treatment of the Business transfer arrangement**

Accordingly in the financial year 2021 - 22, Business combination transaction between the common control entities, GSPL (Holding Company) and GGL (Subsidiary Company) had been recorded in the books of the Company in accordance with Appendix C - 'Business combinations of entities under common control' of Ind AS 103 - 'Business Combinations' using the pooling of interests method which involves the following:-

1. In the previous financial year, the financial information in the financial statements in respect of prior periods was restated as if the business combination had occurred from the beginning of the preceding period in the financial statements, irrespective of the actual date of the combination. Accordingly, business combinations was accounted with effect from 1st April, 2020. Accordingly figures for the year ended March 31 2021 were reinstated after giving effect to the Business transfer arrangement. The obligation to pay consideration in cash was recognised as a liability in the comparative financial year.
2. The Company had recorded the asset, liabilities and accumulated losses of the City Gas Distribution (CGD) Business of GSPL pursuant to this arrangement at the respective book values appearing in the books of GSPL.
3. No adjustments were made to reflect fair values and only adjustments are recorded to harmonise accounting policies and intercompany eliminations.
4. The difference between aggregated book value of net assets acquired, accumulated loss of the CGD business and deferred tax recognised on acquisition and consideration paid by the Company to GSPL was transferred to negative capital reserve. Detailed working of the same is given hereunder:

Summary of purchase consideration and assets taken over accounted in the books is given:-**(₹ in Crores)**

Sr.no.	Particulars	Amount
1	Purchase consideration Valuation of Assets (determined based on an independent valuation)	164.58
2	Net working capital adjustments	(10.72)
3	Net Purchase consideration after adjusting net working capital adjustments	153.86
4	Total net assets acquired	100.25
5	Excess of purchase consideration over net assets transferred Adjusted against below Reserves:-	53.61
	Retained Earnings (Accumulated Losses)	15.84
	Capital reserve (Negative) - Gross	37.77
	Capital reserve (Negative) - Net off Deferred tax assets of ₹ 13.79 Crores	23.98

Note 56.2 In the current financial year, disclosures related to the transaction affecting previous financial year 2021 - 22 have been given. Accordingly, the following figures of revenue and directly attributable expenses of Amritsar & Bhatinda GA are disclosed hereunder:

(₹ in Crores)

Sr.no.	Particulars	For the period from 1st April 2021 to 31st October 2021
1	Revenue	
(a)	Revenue from Operations	26.80
(b)	Other Income (Income Elimination)	(3.22)
	Total Income	23.58
2	Expenses	
(a)	Cost of materials consumed	17.57
(b)	Changes in inventories	(0.26)
(c)	Finance costs	0.27
(d)	Depreciation and Amortization Expenses	2.08
(e)	Excise duty expense	5.05
(f)	Other expenses	9.58
	Total Expenses	34.29
3	Profit/(Loss) Before Tax	(10.71)
4	Tax expense :	
	Current Tax	(2.11)
	Deferred Tax	(2.77)
	Total Tax expenses	(4.88)
5	Net Profit/(Loss) after tax	(5.83)



Notes to Standalone financial statements for the year ended 31st March 2023

Note 57 RECLASSIFICATION OF COMPARATIVE FIGURES

Certain reclassifications have been made to the comparative period's financial statements to:

- enhance comparability and ensure consistency with the current year's financial statements; and
- ensure compliance with the Guidance Note on Division II - Ind AS Schedule III to the Companies Act, 2013."

The Company believes that such presentation is more relevant for understanding of the Company's performance. However, this does not have any impact on the profit, equity and cash flow statement for the comparative period.

Note 58 EVENTS OCCURRING AFTER THE BALANCE SHEET DATE

The Company evaluates events and transactions that occur subsequent to the balance sheet date but prior to approval of the financial statements to determine the necessity for recognition and/or reporting of any of these events and transactions in the financial statements. As on date of approval of these financial statements, there are no subsequent events to be recognized or reported that are not already disclosed.

Note 59 PREVIOUS YEAR FIGURES

Previous period figures have been re-grouped / re-classified wherever necessary, to conform to current period's presentation.

The Accompanying Notes (1 - 59) are an integral part of the financial Statements.

As per our report attached

For Manubhai & Shah LLP

Chartered Accountants

ICAI Firm Reg. No. – 106041W/W100136

K.B. Solanki

Partner

M. No. : 110299

Place : Gandhinagar

Date : 10th May, 2023

For and on behalf of Board of Directors of Gujarat Gas Limited

Raj Kumar, IAS

Chairman

DIN - 00294527

Milind Torawane, IAS

Managing Director

DIN - 03632394

Nitesh Bhandari

Chief Financial Officer

Balwant Singh, IAS (Retd.)

Director

DIN- 00023872

Sandeep Dave

Company Secretary

Place : Gandhinagar

Date : 10th May, 2023



Consolidated Financial Statements

**REPORT OF THE COMPTROLLER AND AUDITOR GENERAL OF INDIA****COMMENTS OF THE COMPTROLLER AND AUDITOR GENERAL OF INDIA UNDER SECTION 143(6)(b) READ WITH SECTION 129(4) OF THE COMPANIES ACT, 2013 ON THE CONSOLIDATED FINANCIAL STATEMENTS OF GUJARAT GAS LIMITED FOR THE YEARENDED 31 MARCH 2023**

The preparation of consolidated financial statements of **Gujarat Gas Limited** for the year ended 31 March 2023 in accordance with the financial reporting framework prescribed under the Companies Act, 2013(Act) is the responsibility of the management of the company. The statutory auditors appointed by the Comptroller and Auditor General of India under section 139(5) read with section 129(4) of the Act are responsible for expressing opinion on the financial statements under section 143 read with section 129(4) of the Act based on independent audit in accordance with the standards on auditing prescribed under section 143(10) of the Act. This is stated to have been done by them vide their Audit Report dated 10 May 2023.

I, on behalf of the Comptroller and Auditor General of India, have conducted a supplementary audit of the consolidated financial statements of Gujarat Gas Limited for the year ended 31 March 2023 under section 143(6)(a) read with section 129(4) of the Act. We conducted a supplementary audit of the financial statements of Gujarat Gas Limited and Guj Info Petro Limited for the year ended on that date. Further, Section 139(5) and 143(6)(b) of the Act are not applicable to Gujarat Gas Limited Employees Welfare Stock Option Trust being private entities, neither for appointment of their Statutory Auditor nor for conduct of supplementary audit. Accordingly, Comptroller and Auditor General of India has neither appointed the Statutory Auditors nor conducted the supplementary audit of this Company. This supplementary audit has been carried out independently without access to the working papers of the statutory auditors and is limited primarily to inquiries of the statutory auditors and company personnel and a selective examination of some of the accounting records.

On the basis of my supplementary audit nothing significant has come to my knowledge which would give rise to any comment upon or supplement to Statutory Auditors' report under Section 143(6)(b) of the Act.

**For and on behalf of the
Comptroller and Auditor General of India**

**(Vijay N. Kothari)
Accountant General (Audit-II), Gujarat**

**Place: Ahmedabad
Date: 10-07-2023**



INDEPENDENT AUDITOR'S REPORT ON CONSOLIDATED FINANCIAL STATEMENT

To
The Members of Gujarat Gas Limited

Report on the Audit of the Consolidated Financial Statements

Opinion

We have audited the accompanying consolidated financial statements of **Gujarat Gas Limited** ("the Holding Company") and its controlled trust (Holding Company and its controlled trust collectively referred to as "the Group"), and its associate company which comprise the consolidated Balance Sheet as at March 31, 2023, and the consolidated Statement of Profit and Loss (including Other Comprehensive Income), the consolidated Statement of Changes in Equity and the consolidated Statement of Cash Flows for the year ended on that date, and notes to the consolidated financial statements, including a summary of the significant accounting policies and other explanatory information (hereinafter referred to as "the consolidated financial statements").

In our opinion and to the best of our information and according to the explanations given to us, the aforesaid consolidated financial statements give the information required by the Companies Act, 2013 (hereinafter referred to as "the Act") in the manner so required and give a true and fair view in conformity with the Indian Accounting Standards prescribed under section 133 of the Act read with the Companies (Indian Accounting Standards) Rules, 2015, as amended, (hereinafter referred to as "Ind AS") and other accounting principles generally accepted in India, of their consolidated state of affairs of the Company as at March 31, 2023, of the consolidated profit and total comprehensive income, consolidated changes in equity and its consolidated cash flows for the year ended on that date.

Basis for Opinion

We conducted our audit of the consolidated financial statements in accordance with the Standards on Auditing (hereinafter referred to as "SAs") specified under section 143(10) of the Act. Our responsibilities under those Standards are further described in the Auditor's Responsibilities for the Audit of the Consolidated Financial Statements section of our report. We are independent of the Group in accordance with the Code of Ethics issued by the Institute of Chartered Accountants of India (hereinafter referred to as "ICAI") together with the ethical requirements that are relevant to our audit of the consolidated financial statements under the provisions of the Act and the Rules made thereunder, and we have fulfilled our other ethical responsibilities in accordance with these requirements and the ICAI's Code of Ethics. We believe that the audit evidence we have obtained is sufficient and appropriate to provide a basis for our audit opinion on the consolidated financial statements.

Key Audit Matters

Key audit matters are those matters that, in our professional judgment, were of most significance in our audit of the consolidated financial statements of the current period. These matters were addressed in the context of our audit of the consolidated financial statements as a whole, and in forming our opinion thereon, and we do not provide a separate opinion on these matters. We have determined the matters described below to be the key audit matters to be communicated in our report.

**INDEPENDENT AUDITOR'S REPORT ON CONSOLIDATED FINANCIAL STATEMENT**

Sr. No.	Key Audit Matter	Auditor's Response
1	<p>Revenue recognition</p> <p>The Holding Company is in the business of distribution of natural gas. The Holding Company has major types of customers such as industrial, oil marketing companies, commercial, non-commercial, domestic and CNG.</p> <p>Revenue from sale of natural gas is considered as key audit matter as there is a risk of accuracy of recognition and measurement of gas sales in the Consolidated Financial Statements considering following aspects:</p> <ul style="list-style-type: none"> - Different pricing structure for different types of customers and frequency of price change - Voluminous number of customers - Capturing Gas Consumption data in billing - Estimating unbilled revenue at the year-end - Extensive use of SAP and other IT systems for managing the billing operation 	<p>Principal audit procedure:</p> <p>Our approach was a combination of test of internal controls, analytical and substantive procedures which included the following:</p> <ul style="list-style-type: none"> - Evaluated the design of internal control - For evaluation of operative effectiveness of internal control: <ul style="list-style-type: none"> • Verified samples of gas sales invoices with relevant agreements executed with the customers, accuracy of pricing, consumption quantity, tax amount of invoices of major types of customers. • Visited site to understand actual operations - Performed analytical procedures to verify number of bills generated during the year for each major type of customers as per their respective billing cycle - On sample basis, verified: <ul style="list-style-type: none"> • Up-dation of Daily Contracted Quantity of gas of Industrial customers in the billing system. • Up-dation of prices of gas for all major types of customers in the billing system. • Sales invoices - Verified subsequent realisation of invoices generated for the month of March 2023. - Evaluated the appropriateness of accounting policies, related disclosure made and overall presentation in the Consolidated Financial Statements in terms of Ind AS 115.
2	<p>Contingent Liabilities</p> <p>Contingent Liabilities are for ongoing litigations and claims with various authorities and third parties. These relate to direct tax, indirect tax, claims and legal proceedings.</p> <p>Contingent liabilities are considered as key audit matters as the amount involved is significant and it also involves significant management judgement to determine possible outcome and future cash outflows of these disputes.</p>	<p>Principal audit procedure:</p> <ul style="list-style-type: none"> - Obtained details of disputed claims as on March 31, 2023, from the management. - Discussed with the management about the significant judgment considered in determining possible outcome and future cash outflows of these disputes. - Verified relevant documents related to disputes. - Evaluated the appropriateness of accounting policies, related disclosure made and overall presentation in the Consolidated Financial Statements in terms of Ind AS 37.



INDEPENDENT AUDITOR'S REPORT ON CONSOLIDATED FINANCIAL STATEMENT

Information Other than the Consolidated Financial Statements and Auditor's Report Thereon

The Holding Company's Board of Directors is responsible for the preparation of the other information. The other information comprises the information included in the Management Discussion and Analysis, Board's Report including Annexures to Board's Report, Business Responsibility Report, Corporate Governance and Shareholder's Information, but does not include the consolidated financial statements and our auditor's report thereon.

Our opinion on the consolidated financial statements does not cover the other information and we do not express any form of assurance conclusion thereon.

In connection with our audit of the consolidated financial statements, our responsibility is to read the other information consider whether the other information is materially inconsistent with the consolidated financial statements, or our knowledge obtained during the course of our audit or otherwise appears to be materially misstated.

If, based on the work we have performed, we conclude that there is a material misstatement of this other information, we are required to report that fact. We have nothing to report in this regard.

When we read the Final Annual report, if we conclude that there is a material misstatement therein, we are required to communicate the matter to those charged with governance and take necessary actions as per applicable laws and regulations.

Management's Responsibility for the Consolidated Financial Statements

The Holding Company's Board of Directors is responsible for the matters stated in section 134(5) of the Act with respect to the preparation of these consolidated financial statements that give a true and fair view of the consolidated financial position, consolidated financial performance, consolidated total comprehensive income, consolidated changes in equity and consolidated cash flows of the Group in accordance with the Ind AS and other accounting principles generally accepted in India. The respective Board of Directors of the companies included in the Group are responsible for maintenance of adequate accounting records in accordance with the provisions of the Act for safeguarding the assets of the Group and for preventing and detecting frauds and other irregularities; selection and application of appropriate accounting policies; making judgments and estimates that are reasonable and prudent; and design, implementation and maintenance of adequate internal financial controls, that were operating effectively for ensuring the accuracy and completeness of the accounting records, relevant to the preparation and presentation of the consolidated financial statements that give a true and fair view and are free from material misstatement, whether due to fraud or error which have been used for the purpose of the preparation of the consolidated financial statements by the Directors of the Holding Company, as aforesaid.

In preparing the consolidated financial statements, the respective Board of Directors of the companies included in the Group are responsible for assessing the Group's ability to continue as a going concern, disclosing, as applicable, matters related to going concern and using the going concern basis of accounting unless management either intends to liquidate the Group or to cease operations, or has no realistic alternative but to do so.

The respective Board of Directors of the companies included in the Group are responsible for overseeing the financial reporting of the Group.

Auditor's Responsibilities for the Audit of the Consolidated Financial Statements

Our objectives are to obtain reasonable assurance about whether the consolidated financial statements as a whole are free from material misstatement, whether due to fraud or error, and to issue an auditor's report that includes our opinion. Reasonable assurance is a high level of assurance, but is not a guarantee that an audit conducted in accordance with SAs will always detect a material misstatement when it exists. Misstatements can arise from fraud or error and are considered material if, individually or in the aggregate, they could reasonably be expected to influence the economic decisions of users taken on the basis of these consolidated financial statements.



INDEPENDENT AUDITOR'S REPORT ON CONSOLIDATED FINANCIAL STATEMENT

As part of an audit in accordance with SAs, we exercise professional judgment and maintain professional skepticism throughout the audit. We also:

- Identify and assess the risks of material misstatement of the consolidated financial statements, whether due to fraud or error, design and perform audit procedures responsive to those risks, and obtain audit evidence that is sufficient and appropriate to provide a basis for our opinion. The risk of not detecting a material misstatement resulting from fraud is higher than for one resulting from error, as fraud may involve collusion, forgery, intentional omissions, misrepresentations, or the override of internal control.
- Obtain an understanding of internal financial controls relevant to the audit in order to design audit procedures that are appropriate in the circumstances. Under section 143(3)(i) of the Act, we are also responsible for expressing our opinion on whether the Holding Company has adequate internal financial controls system in place and the operating effectiveness of such controls.
- Evaluate the appropriateness of accounting policies used and the reasonableness of accounting estimates and related disclosures made by management.
- Conclude on the appropriateness of management's use of the going concern basis of accounting and, based on the audit evidence obtained, whether a material uncertainty exists related to events or conditions that may cast significant doubt on the Group's ability to continue as a going concern. If we conclude that a material uncertainty exists, we are required to draw attention in our auditor's report to the related disclosures in the consolidated financial statements or, if such disclosures are inadequate, to modify our opinion. Our conclusions are based on the audit evidence obtained up to the date of our auditor's report. However, future events or conditions may cause the Group to cease to continue as a going concern.
- Evaluate the overall presentation, structure and content of the consolidated financial statements, including the disclosures, and whether the consolidated financial statements represent the underlying transactions and events in a manner that achieves fair presentation.
- Obtain sufficient appropriate audit evidence regarding the financial information of the entities within the Group to express an opinion on the consolidated financial statements. We are responsible for the direction, supervision and performance of the audit of the financial statements of such entity included in the consolidated financial statements of which we are the independent auditors. For the other entity included in the consolidated financial statements, which have been audited by other auditor, such other auditor remains responsible for the direction, supervision and performance of the audit carried out by them. We remain solely responsible for our audit opinion.

We communicate with those charged with governance of the Holding Company regarding, among other matters, the planned scope and timing of the audit and significant audit findings, including any significant deficiencies in internal control that we identify during our audit.

We also provide those charged with governance with a statement that we have complied with relevant ethical requirements regarding independence, and to communicate with them all relationships and other matters that may reasonably be thought to bear on our independence, and where applicable, related safeguards.

From the matters communicated with those charged with governance, we determine those matters that were of most significance in the audit of the consolidated financial statements of the current period and are therefore the key audit matters. We describe these matters in our auditor's report unless law or regulation precludes public disclosure about the matter or when, in extremely rare circumstances, we determine that a matter should not be communicated in our report because the adverse consequences of doing so would reasonably be expected to outweigh the public interest benefits of such communication.



INDEPENDENT AUDITOR'S REPORT ON CONSOLIDATED FINANCIAL STATEMENT

Other Matter

We did not audit the financial statements of controlled trust; whose financial statements reflect total assets of Rs. 0.01 crore as at March 31, 2023, total revenues of Rs. 0.06 crore and net cash outflow of Rs. 0.19 crore for the year ended on that date, as considered in the consolidated financial statements. The Consolidated financial statements also include the Group's share of net profit (including other comprehensive income) of Rs. 2.70 crore for the year ended March 31, 2023 as considered in the consolidated financial statements, in respect of associate, whose financial statements have not been audited by us. These financial statements have been audited by other auditors whose reports have been furnished to us by the Management and our opinion on the consolidated financial statements, in so far as it relates to the amounts and disclosures included in respect of the controlled trust and our report in terms of sub-sections (3) of Section 143 of the Act, in so far as it relates to the aforesaid controlled trust and associate, is based solely on the report of the other auditor.

Our opinion on the consolidated financial statements and our report on Other Legal and Regulatory Requirements below, is not modified in respect of the above matters with respect to our reliance on the work done and the report of the other auditors.

Report on Other Legal and Regulatory Requirements

1. As required by Section 143(3) of the Act, based on our audit we report that:
 - a) We have sought and obtained all the information and explanations which to the best of our knowledge and belief were necessary for the purposes of our audit of the aforesaid consolidated financial statements.
 - b) In our opinion, proper books of account as required by law relating to preparation of the aforesaid consolidated financial statements have been kept so far as it appears from our examination of those books.
 - c) The Consolidated Balance Sheet, the Consolidated Statement of Profit and Loss including Other Comprehensive Income, Consolidated Statement of Changes in Equity and the Consolidated Statement of Cash Flow dealt with by this Report are in agreement with the relevant books of account maintained for the purpose of preparation of the consolidated financial statements.
 - d) In our opinion, the aforesaid consolidated financial statements comply with the Ind AS specified under Section 133 of the Act.
 - e) As both the Holding Company and its Associate Company are Government Companies, in terms of notification no. G.S.R 463 (E) dated June 05, 2015, issued by Ministry of Corporate Affairs, the sub-section (2) of section 164 of the Act is not applicable.
 - f) With respect to the adequacy of the internal financial controls over financial reporting of the Group and the operating effectiveness of such controls, refer to our separate Report in "**Annexure – A**". Our report expresses an unmodified opinion on the adequacy and operating effectiveness of the Group's internal financial controls over financial reporting.
 - g) As both the Holding Company and its Associate Company are Government Companies, in terms of notification no. G.S.R 463 (E) dated June 05, 2015, issued by Ministry of Corporate Affairs, the sub-section (16) of section 197 of the Act is not applicable.
 - h) With respect to the other matters to be included in the Auditor's Report in accordance with Rule 11 of the Companies (Audit and Auditors) Rules, 2014, as amended in our opinion and to the best of our information and according to the explanations given to us:
 - i. The Group has disclosed the impact of pending litigations on its financial position in its consolidated financial statements – Refer Note 43 to the consolidated financial statements.
 - ii. The Group did not have any long-term contracts including derivative contracts for which there were any material foreseeable losses.
 - iii. There has been no delay in transferring amounts, required to be transferred, to the Investor Education and Protection Fund by the Group.



INDEPENDENT AUDITOR'S REPORT ON CONSOLIDATED FINANCIAL STATEMENT

- iv. (a) The Managements of the Holding Company has represented that, to the best of its knowledge and belief, no funds (which are material either individually or in the aggregate) have been advanced or loaned or invested (either from borrowed funds or share premium or any other sources or kind of funds) by the Holding Company to or in any other person or entity, including foreign entity ("Intermediaries"), with the understanding, whether recorded in writing or otherwise, that the Intermediary shall, directly or indirectly lend or invest in other persons or entities identified in any manner whatsoever by or on behalf of the Holding Company ("Ultimate Beneficiaries") or provide any guarantee, security or the like on behalf of the Ultimate Beneficiaries.
- (b) The Managements of the Holding Company has represented that, to the best of its knowledge and belief, no funds (which are material either individually or in the aggregate) have been received by the Holding Company from any person or entity, including foreign entity ("Funding Parties"), with the understanding, whether recorded in writing or otherwise, that the Holding Company shall, directly or indirectly, lend or invest in other persons or entities identified in any manner whatsoever by or on behalf of the Funding Party ("Ultimate Beneficiaries") or provide any guarantee, security or the like on behalf of the Ultimate Beneficiaries.
- (c) Based on the audit procedures that have been considered reasonable and appropriate in the circumstances performed by us on the Holding Company nothing has come to our notice that has caused us to believe that the representations under sub-clause (i) and (ii) of Rule 11 (e), as provided under (a) and (b) above, contain any material misstatement.
- v. (a) The final dividend proposed in the previous year, declared and paid by the Holding Company during the year is in accordance with Section 123 of the Act, as applicable.
- (b) The Board of Directors of the Holding Company have proposed final dividend for the year which is subject to the approval of the members at the ensuing Annual General Meeting. The amount of dividend proposed is in accordance with section 123 of the Act, as applicable.
- vi. Proviso to Rule 3(1) of the Companies (Accounts) Rules, 2014 for maintaining books of account using accounting software which has a feature of recording audit trail (edit log) facility is applicable to the Company with effect from April 1, 2023, and accordingly, reporting under Rule 11 (g) of Companies (Audit and Auditors) Rules, 2014 is not applicable for the financial year ended March 31, 2023.
2. With respect to the matters specified in paragraphs 3(xxi) and 4 of the Companies (Auditor's Report) Order, 2020 (the "Order"/ "CARO") issued by the Central Government in terms of Section 143(11) of the Act, to be included in the Auditor's report, according to the information and explanations given to us, and based on the CARO report issued by other auditor of associate included in the consolidated financial statements of the Company, to which reporting under CARO is applicable, we report that there are no qualifications or adverse remarks in this CARO report.
3. In terms of section 143(5) of the Act, we give our report in "**Annexure – B**" by taking into consideration the information, explanations and written representations received from the management on the matters specified in the directions and sub directions issued under the aforesaid section by the Comptroller and Auditor General of India.



INDEPENDENT AUDITOR'S REPORT ON CONSOLIDATED FINANCIAL STATEMENT

ANNEXURE – A TO THE INDEPENDENT AUDITOR'S REPORT

(Referred to in paragraph 1 (f) under 'Report on Other Legal and Regulatory Requirements' section of our report of even date)

Report on the Internal Financial Controls under Clause (i) of Sub-section 3 of Section 143 of the Act

In conjunction with our audit of the consolidated financial statements of the Company as of and for the year ended March 31, 2023, we have audited the internal financial controls with reference to consolidated financial statements of **Gujarat Gas Limited** ("the Holding Company") and its associate which is company incorporated in India, as of that date.

Management's Responsibility for Internal Financial Controls

The Respective Board of Directors of the Holding Company and its associate, which is company incorporated in India, are responsible for establishing and maintaining internal financial controls based on the internal control over financial reporting criteria established by these companies considering the essential components of internal control stated in the Guidance Note on Audit of Internal Financial Controls over Financial Reporting issued by the Institute of Chartered Accountants of India ("ICAI"). These responsibilities include the design, implementation and maintenance of adequate internal financial controls that were operating effectively for ensuring the orderly and efficient conduct of its business, including adherence to company's policies, the safeguarding of its assets, the prevention and detection of frauds and errors, the accuracy and completeness of the accounting records, and the timely preparation of reliable financial information, as required under the Act.

Auditor's Responsibility

Our responsibility is to express an opinion on the Holding Company's internal financial controls with reference to consolidated financial statement based on our audit. We conducted our audit in accordance with the Guidance Note on Audit of Internal Financial Controls Over Financial Reporting (the "Guidance Note") issued by ICAI and the Standards on Auditing prescribed under section 143(10) of the Act, to the extent applicable to an audit of internal financial controls. Those Standards and the Guidance Note require that we comply with ethical requirements and plan and perform the audit to obtain reasonable assurance about whether adequate internal financial controls with reference to consolidated financial statements was established and maintained and if such controls operated effectively in all material respects.

Our audit involves performing procedures to obtain audit evidence about the adequacy of the internal financial controls with reference to consolidated financial statements and their operating effectiveness. Our audit of internal financial controls with reference to consolidated financial statements included obtaining an understanding of internal financial controls with reference to consolidated financial statements, assessing the risk that a material weakness exists, and testing and evaluating the design and operating effectiveness of internal control based on the assessed risk. The procedures selected depend on the auditor's judgment, including the assessment of the risks of material misstatement of the consolidated financial statements, whether due to fraud or error.

We believe that the audit evidence we have obtained is sufficient and appropriate to provide a basis for our audit opinion on the Holding Company's internal financial controls with reference to consolidated financial statements.

Meaning of Internal Financial Controls with reference to consolidated financial statements

A company's internal financial control with reference to consolidated financial statements is a process designed to provide reasonable assurance regarding the reliability of financial reporting and the preparation of financial statements for external purposes in accordance with generally accepted accounting principles. A company's internal financial control with reference to consolidated financial statements includes those policies and procedures that (1) pertain to the maintenance of records that, in reasonable detail, accurately and fairly reflect the transactions and dispositions of the assets of the company; (2) provide reasonable assurance that transactions are recorded as necessary to permit preparation of financial statements in accordance with generally accepted accounting principles, and that receipts and expenditures of the company are being made only in accordance with authorizations of management and directors of the company; and (3) provide reasonable assurance regarding prevention or timely detection of unauthorized acquisition, use, or disposition of the company's assets that could have a material effect on the financial statements.



INDEPENDENT AUDITOR'S REPORT ON CONSOLIDATED FINANCIAL STATEMENT

Inherent Limitations of Internal Financial Controls with reference to consolidated financial statements

Because of the inherent limitations of internal financial controls with reference to consolidated financial statements, including the possibility of collusion or improper management override of controls, material misstatements due to error or fraud may occur and not be detected. Also, projections of any evaluation of the internal financial controls with reference to consolidated financial statements to future periods are subject to the risk that the internal financial control over financial reporting may become inadequate because of changes in conditions, or that the degree of compliance with the policies or procedures may deteriorate.

Opinion

In our opinion, the Holding Company and its associate, which is company incorporated in India, have, in all material respects, an adequate internal financial controls system with reference to consolidated financial statements and such internal financial controls with reference to consolidated financial statements were operating effectively as at March 31, 2023, based on the internal control over financial reporting criteria established by these Companies considering the essential components of internal control stated in the Guidance Note on Audit of Internal Financial Controls Over Financial Reporting issued by the ICAI.

For, Manubhai & Shah LLP
Chartered Accountants
ICAI Firm Registration No. 106041W/W100136

Place: Gandhinagar
Date: May 10, 2023

K. B. Solanki
Partner
Membership No. 110299
UDIN: 23110299BGYAQJ8370

**INDEPENDENT AUDITOR'S REPORT ON CONSOLIDATED FINANCIAL STATEMENT****ANNEXURE – B TO THE INDEPENDENT AUDITOR'S REPORT****(Referred to in paragraph 3 under 'Report on Other Legal and Regulatory Requirements' section of our report of even date)**

Based on the audit procedures performed and taking into consideration the information, explanations and written representations given to us by the management in the normal course of audit, we report to the best of our knowledge and belief that:

Sr. No.	Directions / Sub-directions issued by Comptroller and Auditor General of India	Auditor's response	Impact on accounts and financial statements
Directions			
1	Whether the company has system in place to process all the accounting transactions through IT system? If yes, the implications of processing of accounting transactions outside IT system on the integrity of the accounts along with the financial implications, if any, may be stated	The Company has system in place to process all the accounting transactions through IT System i.e. SAP. All the financial transactions including customer related transactions are integrated in SAP system. We have not come across any accounting transaction outside the SAP system	No impact
2	Whether there is any restructuring of an existing loan or cases of waiver / write off of debts / loans / interest etc. made by a lender to the company due to the company's inability to repay the loan? If yes, the financial impact may be stated. Whether such cases are properly accounted for? (In case, lender is a Government company, then this direction is also applicable for statutory auditor of lender company).	There are no cases of restructuring of any existing loan or any waiver of loan / debt / interest during the year.	Not Applicable
3	Whether funds (grants/subsidy etc.) received / receivable for specific schemes from Central/State Government or its agencies were properly accounted for/utilized as per its term and conditions? List the cases of deviation.	In our opinion and according to the information and explanations given to us, there are no cases of receipt of grants /subsidy from Central / State Government or its agencies.	Not Applicable
Sub – directions – Service Sector			
4	Whether the Company's pricing policy absorbs all fixed and variable cost of production and the overheads allocated at the time of fixation of price?	In our opinion and according to the information and explanations given to us, the Company has a pricing policy and the Company's pricing policy is considering all fixed and variable cost of production / supply of natural gas and the overheads allocated at the time of fixation of price.	No impact
5	Whether the Company recovers commission for work executed on behalf of Government / other organizations that is properly recorded in the books of accounts? Whether the Company has an efficient system for billing and collection of revenue?	The Company has not undertaken any work or project executed on behalf of Government / other organizations and recovery of commission for the same. The Company has SAP system in place for billing and accounting for collection of revenue. The Company has a policy and procedures in place for effective monitoring of credit exposure and recovery of dues from its customers in respect of its sales activities.	Not Applicable No impact

**INDEPENDENT AUDITOR'S REPORT ON CONSOLIDATED FINANCIAL STATEMENT**

Sr. No.	Directions / Sub-directions issued by Comptroller and Auditor General of India	Auditor's response	Impact on accounts and financial statements
6	Whether the Company regularly monitors timely receipt of subsidy from Government and it is properly recording them in its books?	In our opinion and according to the information and explanations given to us, there are no cases of receipt of subsidy from Government.	Not Applicable
7	Whether interest earned on parking of funds received for specific projects from Government was properly accounted for?	In our opinion and according to the information and explanations given to us, there are no cases of receipt of fund for any projects from Government.	Not Applicable
8	Whether the Company has entered into Memorandum of understanding with its Administrative Ministry, if so, whether the impact thereof has been properly dealt with in the financial statements?	During the year, the Company has not entered into Memorandum of understanding with its Administrative Ministry.	Not Applicable
Sub – Directions – Trading			
9	Whether the company has an effective system for recovery of dues in respect of its sales activities and the dues outstanding and recoveries there against have been properly recorded in the books of accounts?	The Company has a policy and procedure for effective monitoring of credit exposure and recovery of dues from its customers in respect of its sales activities. In our opinion and according to the information and explanation given to us, the recoveries against the dues have been properly recorded in the books of accounts.	No impact
10	Whether the company has effective system for physical verification, valuation of stock, treatment of non-moving items and accounting the effect of shortage / excess noticed during physical verification?	In our opinion and according to the information and explanations given to us, the procedures and systems, in relation to physical verification of inventories, valuation of stock, treatment of non-moving items and accounting the effect of shortage / excess noticed during physical verification, are reasonable and adequate in relation to the size of the Company and the nature of its business.	Impact taken into account in the financial statements
11	The effectiveness of the system followed in recovery of dues in respect of sale activities may be examined and reported.	In our opinion and according to the information and explanations given to us, the Company has a policy and procedure for effective monitoring of credit exposure and recovery of dues from its customers in respect of its sales activities. There are no significant instances of its failure observed for the year under audit. Allowance for bad and doubtful debts as on March 31, 2023 is Rs 19.74 Crore based on expected credit loss model.	Impact taken into account in the financial statements

For, Manubhai & Shah LLP
Chartered Accountants
ICAI Firm Registration No. 106041W/W100136

K. B. Solanki
Partner
Membership No. 110299
UDIN: 23110299BGYAQJ8370

Place: Gandhinagar
Date: May 10, 2023



CONSOLIDATED BALANCE SHEET AS AT 31ST MARCH, 2023

(₹ in Crores)

Particulars	Note No.	As at 31st March 2023	As at 31st March 2022
I. ASSETS			
1 Non-Current Assets			
(a) Property, plant and equipment	3.1	6,601.82	5,967.76
(b) Capital work in progress	3.2	957.60	965.91
(c) Investment property	4	1.30	1.30
(d) Intangible assets	5.1	476.16	403.92
(e) Intangible assets under development	5.2	25.51	26.39
(f) Right-of-use assets	5.3	258.39	258.22
(g) Investment in equity accounted investee	6	32.37	29.67
(h) Financial assets			
(i) Investments	7	30.38	22.36
(ii) Loans	8	2.74	3.56
(iii) Other financial assets	9	97.92	81.27
(i) Other non-current assets	10	464.05	436.94
Total Non-Current Assets		8,948.24	8,197.30
2 Current Assets			
(a) Inventories	11	61.18	53.39
(b) Financial Assets			
(i) Investments		-	-
(ii) Trade receivables	12	1,021.15	930.05
(iii) Cash and cash equivalents	13	674.70	19.78
(iv) Bank balances other than (iii) above	14	6.28	1.54
(v) Loans	15	3.84	2.91
(vi) Other financial assets	16	9.86	19.02
(c) Other current assets	17	202.18	363.34
Total Current Assets		1,979.19	1,390.03
TOTAL ASSETS		10,927.43	9,587.33
II. EQUITY AND LIABILITIES			
1 Equity			
(a) Equity share capital	18	137.68	137.68
(b) Other Equity	19	6,890.27	5,492.25
Total Equity		7,027.95	5,629.93
2 Liabilities			
Non-Current Liabilities			
(a) Financial Liabilities			
(i) Borrowings	20	-	390.97
(ii) Lease Liabilities	21	123.93	125.33
(b) Provisions	22	55.00	53.78
(c) Deferred tax liabilities (Net)	23	846.10	807.72
(d) Other non-current liabilities	24	71.08	68.83
Total Non-Current Liabilities		1,096.11	1,446.63
Current Liabilities			
(a) Financial Liabilities			
(i) Borrowings	25	-	90.10
(ii) Lease Liabilities	21	28.39	22.45
(iii) Trade payables	26		
Total outstanding dues of micro enterprises and small enterprises		18.50	21.36
Total outstanding dues of creditors other than micro enterprises and small enterprises		697.08	425.69
(iv) Other financial liabilities	27	1,897.86	1,841.96
(b) Other current liabilities	28	134.16	80.69
(c) Provisions	29	27.38	28.52
(d) Current Tax Liabilities (Net)	30	-	-
Total Current Liabilities		2,803.37	2,510.77
Total Liabilities		3,899.48	3,957.40
TOTAL EQUITY AND LIABILITIES		10,927.43	9,587.33

See accompanying notes to the financial statements (1-61)

As per our report attached

For Manubhai & Shah LLP**Chartered Accountants**

ICAI Firm Reg. No. - 106041W/W100136

K.B. Solanki

Partner

M. No. : 110299

For and on behalf of Board of Directors of Gujarat Gas Limited**Raj Kumar, IAS**

Chairman

DIN - 00294527

Milind Torawane, IAS

Managing Director

DIN - 03632394

Balwant Singh, IAS (Retd.)

Director

DIN- 00023872

Nitesh Bhandari

Chief Financial Officer

Sandeep Dave

Company Secretary

Place : Gandhinagar

Date : 10th May, 2023

**CONSOLIDATED STATEMENT OF PROFIT AND LOSS FOR THE YEAR ENDED 31ST MARCH 2023**

(₹ in Crores)

Particulars	Note No	For the year ended 31 st March 2023	For the year ended 31 st March 2022
Income			
I. Revenue from Operations	31	17,306.16	16,787.35
II. Other income	32	101.33	90.87
III. Total Income (I+II)		17,407.49	16,878.22
IV. Expenses			
Cost of materials consumed / Purchase of stock in trade	33	13,276.19	13,444.11
Changes in inventories of natural gas	34	(2.76)	(7.24)
Employee Benefits Expenses	35	195.58	190.88
Finance Costs	36	40.35	56.82
Depreciation and Amortization Expenses	37	428.26	384.91
Excise Duty		546.76	331.13
Other Expenses	38	898.40	752.17
Total Expenses (IV)		15,382.78	15,152.78
V. Profit Before Exceptional Items and Tax(III-IV)		2,024.71	1,725.44
VI. Exceptional Items	39	-	11.90
VII. Profit Before Tax (V-VI)		2,024.71	1,713.54
Add: Share of net profit of equity accounted investee		2.86	1.62
Profit/(Loss) Before Tax		2,027.57	1,715.16
VIII. Tax expense:	40		
Current Tax		463.39	416.05
Deferred Tax		35.80	11.74
Total Tax Expense (VIII)		499.19	427.79
IX. Profit for the period(VII-VIII)		1,528.38	1,287.37
X. Other comprehensive income	41		
A. (i) Items that will not be reclassified to profit or loss		11.09	3.38
(ii) Income tax related to items that will not be reclassified to profit or loss		(2.57)	(0.69)
B. Share of Other comprehensive income of equity accounted investee		(0.16)	(0.01)
Total other comprehensive income (X)		8.36	2.68
XI. Total comprehensive income for the period(IX+X)		1,536.74	1,290.05
Earnings per equity share of Face Value of ₹ 2 each	42		
Basic		22.20	18.70
Diluted		22.20	18.70
See accompanying notes to the financial statements (1-61)			

As per our report attached

For Manubhai & Shah LLP**Chartered Accountants**

ICAI Firm Reg. No. – 106041W/W100136

For and on behalf of Board of Directors of Gujarat Gas Limited

K.B. Solanki
Partner
M. No. : 110299

Raj Kumar, IAS
Chairman
DIN - 00294527

Milind Torawane, IAS
Managing Director
DIN - 03632394

Balwant Singh, IAS (Retd.)
Director
DIN- 00023872

Nitesh Bhandari
Chief Financial Officer

Sandeep Dave
Company Secretary

Place : Gandhinagar
Date : 10th May, 2023

Place : Gandhinagar
Date : 10th May, 2023



CONSOLIDATED STATEMENT OF CASH FLOWS FOR THE YEAR ENDED 31ST MARCH 2023

(₹ in Crores)

Particulars	For the year ended 31st March 2023	For the year ended 31st March 2022
A. CASH FLOW FROM OPERATING ACTIVITIES		
Net Profit Before Tax	2,024.71	1,713.54
Adjustments for:		
Depreciation and Amortization Expenses	428.26	384.91
Loss on sale/disposal of Property, plant and equipment	3.26	1.49
Profit on sale as scrap and diminution in Capital Inventory	(0.74)	(1.03)
Loss on sale as scrap and diminution in Capital Inventory	0.88	2.74
Profit on Lease termination / modification / reassessment (net)	(0.44)	-
Provision for Doubtful Trade Receivables / Advances / Deposits	6.12	3.71
Finance Costs	40.35	56.82
Provision/liability no longer required written back	(16.91)	(20.78)
Dividend Income	(0.00)	(0.00)
Interest Income	(51.94)	(33.80)
Operating Profit before Working Capital Changes	2,433.55	2,107.60
Adjustments for changes in Working Capital		
(Increase)/Decrease in Trade Receivables	(97.19)	(146.79)
(Increase)/Decrease in Other - Non Current Assets	(48.34)	(50.36)
(Increase)/Decrease in Other financial assets-Non-current	(13.30)	(3.26)
(Increase)/Decrease in Loans and Advances-Current	(0.93)	(1.62)
(Increase)/Decrease in Other Current Assets	161.16	(178.07)
(Increase)/Decrease in Other financial assets-Current	6.94	(11.28)
(Increase)/Decrease in Inventories	(7.79)	(0.91)
(Increase)/Decrease in Loan and advances-Non current	0.82	(1.39)
Changes in Assets	1.37	(393.68)
Increase/(Decrease) in Trade Payables	269.04	1.42
Increase/(Decrease) in Other financial liabilities-Current	60.26	342.11
Increase/(Decrease) in Other current liabilities	58.95	23.60
Increase/(Decrease) in Other Non current Liabilities	2.25	5.89
Increase/(Decrease) in Short-term provisions	9.57	9.14
Increase/(Decrease) in Long-term provisions	1.32	2.01
Changes in Liabilities	401.39	384.17
Cash Generated from Operations	2,836.31	2,098.09
Income tax refund	23.32	1.33
Income tax paid	(484.14)	(437.68)
Net Cash from/(used in) Operating Activities	2,375.49	1,661.74
B. CASH FLOW FROM INVESTING ACTIVITIES		
Payments for Property, plant and equipments/Intangible assets including Capital work in progress and capital advances.	(1,086.73)	(1,366.30)
Other Bank balances in Earmark funds	(4.74)	39.79
Investment in Fixed Deposits with bank / financial institutions (net)	2.13	(0.05)
Interest received	50.01	33.00
Proceeds from sale of Property, plant and equipments	0.28	0.03
Dividend received	0.00	0.00
Net Cash from/(used in) Investing Activities	(1,039.05)	(1,293.53)
C. CASH FLOW FROM FINANCING ACTIVITIES		
Payments of lease liabilities	(24.53)	(18.55)
Proceeds /(Repayment) of Long-term borrowings (Net) [Refer footnote (iv)]	(477.85)	(419.28)
Repayment of Short-term borrowings	-	-
Interest Paid (including interest on lease liability)	(38.14)	(53.14)
Dividend Paid (including tax thereon)	(137.85)	(137.47)
Net Cash from/(used in) Financing Activities	(678.37)	(628.44)
NET INCREASE IN CASH AND CASH EQUIVALENTS (A+B+C)	658.07	(260.23)
Cash and Cash Equivalents at the beginning of the year	16.63	276.86
Cash and Cash Equivalents at the end of the year	674.70	16.63
Details of Closing Cash and Cash Equivalents and reconciliation with Balance sheet:		
(A) Cash and Cash Equivalents (Refer note 13)		
Cash in hand	1.42	1.61
Balances with Banks	48.52	18.17
Balances in Fixed / Liquid Deposits	624.76	-
(B) Balances in Bank Overdraft / Cash Credit (Refer note 25)	-	(3.15)
Total (A+B)	674.70	16.63

**CONSOLIDATED STATEMENT OF CASH FLOWS FOR THE YEAR ENDED 31ST MARCH 2023****Notes to Statement of Cash Flows:**

- (i) The above Statement of Cash Flows has been prepared under the "Indirect Method" as set out in the Indian Accounting Standard IND AS - 7 on Statement of Cash Flows.
- (ii) Purchase of Property, plant and equipments and other Intangible assets are stated inclusive of movements of capital work in progress, assets under development and capital advances.
- (iii) Interest received is classified as investing cash flows and considered and presented as 'cash flows from investing activities' to the extent, it represents time value of money.
- (iv) Disclosure of changes in liabilities arising from financing activities, including changes arising from cash flows and non cash changes:

(₹ in Crores)

Cash flow from Proceeds /(Repayment) of Long-term borrowings (Net):	For the year ended 31st March 2023	For the year ended 31st March 2022
Proceeds from Long-term borrowings	-	-
Loan Swapping/ Refinance -[New loan]	-	-
Loan Swapping/ Refinance [Old loan]	-	-
(Repayment) of Long-term borrowings	(477.85)	(419.28)
Net Proceeds /(Repayment) of Long-term borrowings	(477.85)	(419.28)

(₹ in Crores)

Change in Liability arising from finance activity	For the year ended 31st March 2023	For the year ended 31st March 2022
Opening Balance- Long term borrowings (Including current portion)	477.92	897.26
Cash flow (Net)	(477.85)	(419.28)
Loan Swapping/ Refinance -[New loan]	-	-
Loan Swapping/ Refinance [Old loan]	-	-
Non Cash movement	(0.07)	(0.06)
Closing Balance Long term borrowings (Including current portion)	-	477.92

Refer Note 50 for reconciliation of lease liability under financing activities

- (v) Previous year figures have been regrouped and reclassified wherever considered necessary to conform to the current year's figures.

As per our report attached

For Manubhai & Shah LLP**Chartered Accountants**

ICAI Firm Reg. No. - 106041W/W100136

K.B. Solanki

Partner

M. No. : 110299

For and on behalf of Board of Directors of Gujarat Gas Limited**Raj Kumar, IAS**

Chairman

DIN - 00294527

Milind Torawane, IAS

Managing Director

DIN - 03632394

Balwant Singh, IAS (Retd.)

Director

DIN- 00023872

Nitesh Bhandari

Chief Financial Officer

Sandeep Dave

Company Secretary

Place : Gandhinagar

Date : 10th May, 2023

Place : Gandhinagar

Date : 10th May, 2023



CONSOLIDATED STATEMENT OF CHANGES IN EQUITY (SOCIE) FOR THE YEAR ENDED 31ST MARCH 2023

	(₹ in Crores)	
	As at 31st March 2023	As at 31st March 2022
(A) Equity Share Capital		
Equity share capital		
Balance at the beginning of the reporting period	137.68	137.68
Changes in equity share capital due to prior period errors	-	-
Restated balance at the beginning of the reporting period	137.68	137.68
Changes in equity share capital during the year	-	-
Balance at the end of the reporting period	137.68	137.68
(B) Other equity		
	(₹ in Crores)	
Other equity	Attributable to the equity holders of the Group	
	Reserves & Surplus	
	Amalgamation & Arrangement Reserve	Items of Other Comprehensive Income
	Capital Reserve **	Equity Instruments through OCI
	General Reserve	Retained Earnings
	879.59	2.72
	879.59	4,741.55
	879.59	2.72
	879.59	4,741.55
	879.59	1,528.38
	879.59	6.22
	879.59	2.14
	879.59	6.22
	879.59	1,530.52
	879.59	(1.04)
	879.59	(137.68)
	879.59	6,133.35
	879.59	3,591.30
	879.59	2.72
	879.59	3,591.30
	879.59	2.72
	879.59	1,287.37
	879.59	2.12
	879.59	2.12
	879.59	0.56
	879.59	1,287.93
	879.59	(137.68)
	879.59	4,741.55
	879.59	(107.63)
	879.59	5,492.25
	879.59	5,492.25
	879.59	1,528.38
	879.59	6.22
	879.59	2.14
	879.59	6.22
	879.59	1,536.74
	879.59	(1.04)
	879.59	(137.68)
	879.59	6,890.27
	879.59	4,339.88
	879.59	2.72
	879.59	4,339.88
	879.59	1,287.37
	879.59	2.12
	879.59	2.12
	879.59	0.56
	879.59	1,287.93
	879.59	(137.68)
	879.59	5,492.25

** Capital Reserve is created on account of Business combination transaction (Refer note no. 56)

Note (i): The "Amalgamation and Arrangement Reserve" created pursuant to scheme of amalgamation and arrangement is treated as free reserve based on the judgment of Honourable Gujarat High Court dated 18th April 2015 read with relevant other court decisions.

Note (ii): The Company has elected to recognise changes in the fair value of certain investments in equity securities in other comprehensive income. These changes are accumulated within the FVOCI equity investments reserve.

Note (iii): Accumulated balance of Remeasurements of post-employment benefit obligation, Gain/(Loss) net of tax, recognised in retained earnings is ₹ (7.56) Crores (Previous year ₹ (9.70) Crores).

Note (iv): Nature and purpose of each reserve is disclosed under note no. 19. - "Other equity"

As per our report attached

For Manubhai & Shah LLP
Chartered Accountants
ICAI Firm Reg. No. - 106041W/W/100136

K.B. Solanki
Partner
M. No. : 110299
Date : 10th May, 2023
Place : Gandhinagar

For and on behalf of Board of Directors of Gujarat Gas Limited
Raj Kumar, IAS
Chairman
DIN - 00294527

Milind Torawane, IAS
Managing Director
DIN - 03632394

Balwant Singh, IAS (Retd.)
Director
DIN - 00023872

Nitesh Bhandari
Chief Financial Officer

Sandeep Dave
Company Secretary

Date : 10th May, 2023
Place : Gandhinagar



Notes to Consolidated financial statements for the year ended on 31st March 2023

Note 1 – Corporate Information

1. Corporate Information

- a) Gujarat Gas Limited (GGL or "Company") (CIN : L40200GJ2012SGC069118) formerly known as GSPC Distribution Networks Limited (GDNL) is a public limited company domiciled in India and incorporated under the provisions of the Companies Act, 1956. GGL is a Government Company u/s 2(45) of Companies Act 2013. Its shares are listed on Bombay Stock Exchange and National Stock Exchange in India.

The registered office is located at Gujarat Gas CNG Station, Sector 5/C, Gandhinagar - 382006.

The Company is engaged in Natural Gas Business in India. Natural gas business involves distribution of gas from sources of supply to centres of demand and to the end customers.

The scheme of amalgamation and arrangement was sanctioned by the Hon'ble Gujarat High Court at Ahmedabad vide its order dated 30th March 2015 between the following transferor companies -

1. GSPC Gas Company Limited (GSPC Gas)
2. Gujarat Gas Company Limited (GGCL)
3. Gujarat Gas Financial Services Limited (GFSL)
4. Gujarat Gas Trading Company Limited (GTCL)

(Collectively called Transferor Companies)

with Gujarat Gas Limited (formerly known as GSPC Distribution Networks Limited-GDNL) (the transferee) under the Scheme of Amalgamation and Arrangement with an appointed date of 1st April, 2013. Subsequently, the company's name has been changed from GSPC Distribution Networks Limited to Gujarat Gas Limited (GGL) with effect from 15th May 2015.

b) Authorization of financial statements

The Consolidated Financial Statements were approved and authorized for issue in accordance with a resolution passed in meeting of Board of the Directors held on 10th May 2023.

c) Functional and Presentation Currency

The financial statements are presented in Indian rupee ₹ (INR), which is the functional and presentation currency of the Group.

Note 2 – Significant Accounting Policies

This note provides a list of the significant accounting policies adopted in the preparation of these financial statements. These policies have been consistently applied to all the years presented, unless otherwise stated.

Basis of Preparation

(i) Statement of Compliance with Ind AS

The consolidated financial statements has been prepared in accordance and comply in all material aspects with Indian Accounting Standards (Ind AS) notified and applicable under Section 133 of the Companies Act, 2013 (the Act) [Companies (Indian Accounting Standards) Rules, 2015] and other relevant provisions of the Act and read with Rule 3 of the Companies (Indian Accounting Standards) Rules, 2015 as amended and Companies (Indian Accounting Standards) Amendment Rules, 2016 and relevant amendment rules issued thereafter.

Accordingly, the Group has prepared these Consolidated Financial Statements which comprise the Balance Sheet as at 31 March, 2023, the Statement of Profit and Loss for the year ended 31 March 2023, the Statement of Cash Flows for the year ended 31 March 2023 and the Statement of Changes in Equity for the year ended as on that date, and accounting policies and other explanatory information (together hereinafter referred to as 'Consolidated Financial Statements' or 'financial statements').

All assets and liabilities have been classified as current or non-current as per the Group's normal operating cycle and other criteria set out in the Schedule III to the Companies Act, 2013.

(ii) Historical cost convention

The financial statements are prepared as a going concern on accrual basis of accounting under historical cost convention, except for the following:

- certain financial instruments measured at fair value;
- defined benefit plans - plan assets measured at fair value; and

**Notes to Consolidated financial statements for the year ended on 31st March 2023****(iii) Principles of consolidation and equity accounting**

The consolidated Financial Statements of the Group represents consolidation of Company's Financial Statements with Guj Info Petro Limited (GIPL), an associate company and Gujarat Gas Limited Employees Welfare Stock Option Trust, 100% Sole beneficiary (collectively referred to as 'the Group').

Name of the Undertaking	Relationship	Country of Incorporation	Proportionate beneficial ownership interest/voting power
Guj Info Petro Limited (GIPL)	Associate	India	49.94%
Gujarat Gas Limited Employees Welfare Stock Option Trust	100% Sole beneficiary	India	100%

Associates

Investment in associate has been accounted for using Equity Method in accordance with Ind AS 28 - Investments in Associates and Joint Ventures. Under the equity method of accounting, the investments are initially recognised at cost and adjusted thereafter to recognise the group's share of the post-acquisition profits or losses of the investee in profit and loss, and the group's share of other comprehensive income of the investee in other comprehensive income. Dividends received or receivable from associates and joint ventures are recognised as a reduction in the carrying amount of the investment.

Any excess / short of the amount of Investment in an associate over the cost of acquisition at the date of Investment is considered as Capital Reserve and has been included in carrying amount of Investment and disclosed separately. The carrying amount of Investment is adjusted thereafter for the post acquisition changes in the Share of net Asset of associate.

When the group's share of losses in an equity-accounted investment equals or exceeds its interest in the entity, including any other unsecured long-term receivables, the group does not recognise further losses, unless it has incurred obligations or made payments on behalf of the other entity.

Unrealised gains on transactions between the group and its associates are eliminated to the extent of the group's interest in these entities. Unrealised losses are also eliminated unless the transaction provides evidence of an impairment of the asset transferred. Accounting policies of equity accounted investees have been changed where necessary to ensure consistency with the policies adopted by the group.

The financial statements of associates are prepared up to the same reporting date as that of the company i.e. 31st March 2023 for the current year, 31st March 2022 for the comparative year.

100% Sole beneficiary entity

100% Sole beneficiary entities are all entities (including structured entities) over which the group has control. The group controls an entity when the group is exposed to, or has rights to, variable returns from its involvement with the entity and has the ability to affect those returns through its power to direct the relevant activities of the entity. 100% Sole beneficiary entities are fully consolidated from the date on which control is transferred to the group. They are deconsolidated from the date that control ceases.

The group combines the financial statements of the parent and its 100% Sole beneficiary entity line by line adding together like items of assets, liabilities, equity, income and expenses. Intercompany transactions, balances and unrealised gains on transactions between group companies are eliminated. Unrealised losses are also eliminated unless the transaction provides evidence of an impairment of the transferred asset. Accounting policies of 100% Sole beneficiary entity have been aligned where necessary.

Use of estimates and judgements

The presentation of the financial statements are in conformity with the Ind AS which requires the management to make estimates, judgments and assumptions that affect the reported amounts of assets and liabilities, revenues and expenses and disclosure of contingent liabilities. Such estimates and assumptions are based on management's evaluation of relevant facts and circumstances as on the date of financial statements. The actual outcome may differ from these estimates.

Estimates and underlying assumptions are reviewed on an ongoing basis. Revisions to the accounting estimates are recognised in the period in which the estimates are revised and in any future periods affected.

This note provides an overview of the areas that involved a higher degree of judgement or complexity, and of items which are more likely to be materially adjusted due to estimates and assumptions turning out to be different than those originally assessed. Detailed information about each of these estimates and judgements is included in relevant notes together with information about the basis of calculation for each affected line item in the financial statements.

**Notes to Consolidated financial statements for the year ended on 31st March 2023**

Information about assumptions and estimation uncertainties that have a significant risk of resulting in a material adjustment within the next financial year are included in the following notes:

Note 3.1 & 5.1:	Useful lives of property, plant and equipment and intangible assets
Note 12:	Recognition and measurement of unbilled gas sales revenue
Note 26, 27, 28 & 29:	Recognition and measurement of other provisions
Note 40:	Current/deferred tax expense (Including estimates for Uncertain tax treatments)
Note 43:	Contingent liabilities and assets
Note 45:	Expected credit loss for receivables
Note 45:	Fair valuation of unlisted securities
Note 47:	Measurement of defined benefit obligations
Note 5.3 & 50:	Definition of Lease, lease term and discount rate

(a) Property, Plant and Equipment

Property plant and equipment are stated at their cost of acquisition / construction less depreciation and impairment, if any. The cost comprises of the purchase price and any attributable cost for bringing the asset to its working condition for its intended use; like freight, duties, taxes and other incidental expenses, net of CENVAT or Goods and service tax (GST) credit.

The Company capitalises to project assets all the cost directly attributable and ascertainable, to completing the project. These costs include expenditure of pipelines, plant and machinery, cost of laying of pipeline, cost of survey, commissioning and testing charge, detailed engineering and interest on borrowings attributable to acquisition of such assets. The gas distribution networks are treated as commissioned when supply of gas commences to the customer(s).

Subsequent expenditures, including replacement costs where applicable, incurred for an item Property plant and equipment are added to its book value only if they increase the future benefits from the existing asset beyond its previously assessed standard of performance and the cost of the item can be measured reliably. The carrying amount of any component accounted for as a separate asset is de-recognised when replaced. All other repairs and maintenance are charged to profit or loss during the reporting period in which they are incurred.

Component accounting of assets: If significant parts of an item of property, plant and equipment have different useful lives, then they are accounted for as separate items (major components) of property, plant and equipment. The Company has identified, reviewed, tested and determined the componentisation of the significant assets.

Assets installed at customer premises, including meters and regulators where applicable, are recognised as property plant and equipment if they meet the definition provided under Ind AS 16 subject to materiality as determined by the management and followed consistently.

Any item of property, plant and equipment and any significant part initially recognised is derecognised upon disposal or when no future economic benefits are expected from its use or disposal. Any gain or loss arising on derecognition of the asset (calculated as the difference between the net disposal proceeds and the carrying amount of the asset) is charged to revenue in the income statement when the asset is derecognised.

The cost and related accumulated depreciation are eliminated from the financial statements upon sale or retirement of the asset. On transition to Ind AS, the Company had elected to carry forward the previous GAAP net carrying value of all its property, plant and equipment recognized as at 1st April, 2015 as the deemed cost.

Capital work in Progress:

Capital Work in Progress includes expenditure incurred on assets, which are yet to be commissioned and capital inventory, which comprises stock of capital items/construction materials at respective city gas network.

All the directly identifiable and ascertainable expenditure, incidental and related to construction incurred during the period of construction on a project, till it is commissioned, are kept as Capital work in progress (CWIP) and disclosed under 'Capital work-in-progress' and after commissioning the same is transferred / allocated to the respective category of property, plant and equipment.

Further, advances paid towards the acquisition of property, plant and equipment outstanding at each balance sheet date are classified as capital advances under other non-current assets.

(b) Investment Properties

Investment properties comprises of free hold or lease hold land that are held for rental yield and/or capital appreciation.

Investment property is measured initially at its cost, including related transaction costs and where applicable borrowing costs. Subsequent expenditure is capitalised to the asset's carrying amount only when it is probable that future economic benefits associated with the item will flow to the Company and the cost of the item can be measured reliably. All other repairs and maintenance costs are expensed as and when incurred. When part of an investment property is replaced, the carrying amount of the replaced part is derecognised.

On transition to Ind AS, the Company had elected to carry forward the previous GAAP net carrying value of all its investment property recognized as at 1st April, 2015 as the deemed cost.

**Notes to Consolidated financial statements for the year ended on 31st March 2023****(c) Intangible assets**

Intangible assets are stated at cost less accumulated amortization and impairment. Intangible Assets includes amount paid towards obtaining the Right of Use (ROU) of land and Right of Way (ROW) permissions for laying the gas pipeline network and cost of developing software for internal use. The Company capitalises software as Intangible Asset where it is expected to provide future enduring economic benefits. Cost associated with maintaining software programmes are recognised as expenses as and when incurred.

Any item of intangible assets is derecognised upon disposal or when no future economic benefits are expected from its use or disposal. Any gain or loss arising on derecognition of the intangible asset (calculated as the difference between the net disposal proceeds and the carrying amount of the intangible asset) is charged to revenue in the income statement when the intangible asset is derecognised.

On transition to Ind AS, the Company had elected to carry forward the previous GAAP net carrying value of all its intangible assets recognized as at 1st April, 2015 as the deemed cost.

(d) Depreciation and amortisation methods, estimated useful lives and residual values

Depreciation is calculated to systematically allocate the cost of property, plant and equipment, intangible asset and investment property net of the estimated residual values over the estimated useful life. Freehold land is not depreciated. Depreciation is computed using Straight Line Method (SLM) over the useful lives of the assets as specified in Schedule II to the Companies Act, 2013, read with the following notes:

- i. The Schedule specifies useful life of Pipelines as 30 years for those used in exploration, production and refining of oil and gas. The Company has considered the useful life of 30 years for the pipelines used in city gas distribution business.
- ii. City gas stations, skids, pressure regulating stations, meters and regulators are estimated to have useful life of 18 years based on technical assessment made by technical expert and management.
- iii. Cost of mobile phones, are expensed off in the year of purchase.
- iv. Temporary building structures are estimated to have useful life of 1 year.

The management believes that these useful lives are realistic and reflect fair approximation of the period over which the assets are likely to be used. The useful lives are reviewed by the management at each financial year end and revised, if appropriate. In case of a revision, the unamortised depreciable amount (remaining net value of assets) is charged over the revised remaining useful lives.

Based on management estimate, residual value of 5% is considered for respective tangible assets except for the Pipeline Network assets where the residual value is considered to be NIL as the said assets technically and commercially not feasible to extract from underground.

The residual values, useful lives and methods of depreciation of property, plant and equipment (PPE) are reviewed at the end of each financial year and adjusted prospectively if appropriate.

Component accounting of assets: If significant parts of an item of property, plant and equipment have different useful lives, then they are accounted for as separate items (major components) of property, plant and equipment and accordingly depreciated at the useful lives specified as above.

Depreciation on items of property, plant and equipment acquired / disposed off during the year is provided on pro-rata basis with reference to the date of addition / disposal.

Investment properties, if any, are depreciated based on the useful life prescribed in Schedule II to the Companies Act, 2013.

Intangible assets are amortized over their individual estimated useful lives on a Straight Line basis, commencing from the year in which the same are available to the company for its intended use. The useful lives as estimated by the management for the intangible assets are as follows:

- I. Right of Way (ROW) Permissions 30 Years
(Considered more than 10 years as inextricably linked and dependent on the useful life of pipeline networks as referred above for which the Right of Way has been obtained).
- II. Software 6 Years.

No amortisation is charged on Right of Use (RoU) of land being perpetual in nature. The same is tested for impairment based on principles of Ind AS 36.

The Company has constructed / installed CNG stations' buildings and machineries, on land taken on lease from various lessor under lease deed for periods ranging from 35 years to 99 years. However, assets constructed / installed on such land have been depreciated at useful lives as referred above.

Capital assets / facilities installed at the customers' premises on the land of the customers/CNG franchisee whose ownership is not with the company have been depreciated at the useful lives specified as above.



Notes to Consolidated financial statements for the year ended on 31st March 2023

(e) Impairment of non-financial assets

In accordance with Ind AS 36 on "Impairment of Assets" at the balance sheet date, non-financial assets are reviewed for impairment losses whenever events or changes in circumstances indicate that the carrying amount may not be recoverable. For the purpose of assessing impairment, the smallest identifiable group of assets that generates cash inflows from continuing use that are largely independent of the cash inflows from other assets or groups of assets, is considered as a cash generating unit. If any such indication exists, an estimate of the recoverable amount of the asset/cash generating unit is made. Assets whose carrying value exceeds their recoverable amount are written down to the recoverable amount. Recoverable amount is higher of an asset's or cash generating unit's net selling price and its value in use. Assessment is also done at each Balance Sheet date as to whether there is any indication that an impairment loss recognized for an asset in prior accounting periods may no longer exist or may have decreased.

Impairment losses of continuing operations, including impairment on inventories, are recognised in the statement of profit and loss, except for properties previously revalued with the revaluation surplus taken to Other Comprehensive Income (OCI). For such properties, the impairment is recognised in OCI up to the amount of any previous revaluation surplus.

(f) Revenue recognition

i) Revenue from operation

Revenue towards satisfaction of a performance obligation is measured at the amount of transaction price (net of variable consideration) allocated to that performance obligation. The transaction price of goods sold and services rendered is net of variable consideration on account of discounts and rebates, if any, as part of the contract in the normal course of the Company's activities.

Income is recognized in the income statement when the control of the goods or services has been transferred. The amount recognised as revenue is stated inclusive of excise duty and exclusive of sales tax /value added tax (VAT) and Goods and service tax (GST).

Revenue from sale of Natural Gas is recognized at the point in time when control is transferred to the customer, generally on delivery of the gas on metered/assessed measurements facility. Sales are billed bi-monthly for domestic customers, monthly/fortnightly for commercial and non-commercial customers and fortnightly / 10 days basis for industrial customers.

Revenue from sale of Compressed Natural Gas (CNG) is recognized at the point in time when control is transferred to the customer, generally on delivery of the gas to consumers from retail outlets and is billed weekly / fortnightly cycle in case of OMC customers.

Revenue recognised towards supply of natural gas already occurred for the period from the end of the last billing date to the Balance Sheet date has been reflected under "Trade receivables"(which refer as unbilled revenue) which is calculated based on customer wise previous average consumption.

Gas transmission income is recognized over the period in which the related volumes of gas are delivered to the customers.

Commitments (take or pay charges) income from customers for gas sales and gas transmission is recognized on accrual basis in the period to which it relates to.

In case of industrial customers, non-refundable charges for initial or additional gas connection collected from the customers is deferred over the period of contract with respective customers and in case of domestic & commercial customers is deferred over the useful life of the asset.

Revenue of yearly fees income is recognised on accrual basis over the period, on time proportion basis, considering the terms of the underlying contract with customers. For Domestic customers, as the amount for yearly fees is collected post completion of the year, unbilled yearly fees is calculated on time proportionate basis from the due date to the Balance Sheet date and the same is disclosed under "Trade receivables" (which refer as unbilled revenue)." For Commercial/Non-Commercial customers, Yearly fees is billed in advance to the customers calculated based on time proportionate basis is deferred over such period and the same is disclosed under Other current liabilities as "Deferred revenue"

Change of Estimate for unbilled revenue and its impact on P&L:

Till the financial year 2021-22, unbilled revenue of yearly fees income was calculated considering average number of customers based on latest billing cycle. For more accurate unbilled revenue accounting, from the financial year 2022-23, unbilled yearly fees are calculated on time proportionate basis. As a result of the change in basis of estimate, the additional impact in yearly fees is Rs. 7.58 Crore recognised in books of accounts for the financial year 2022-23 as compared to previous financial year 2021-22 which is not material.



Notes to Consolidated financial statements for the year ended on 31st March 2023

ii) Other income

Revenue in respect of interest/ late payment charges on delayed realizations from customers and cheque bounce charges, if any, is recognized on grounds of prudence and on the basis of certainty of collection.

Liquidated damages, if any are recognized at the time of recording the purchase of materials in books of accounts and the matter is considered settled by the management.

Interest income is recognized on time proportion basis taking into account the amount outstanding and the rate applicable. Interest income is recognised using effective interest method. The effective interest rate is the rate that exactly discounts estimated future cash receipts through expected life of the financial asset to the gross carrying amount of the financial asset. When calculating the effective interest rate, the company estimates the expected cash flows by considering all the contractual terms of the financial instrument but does not consider the expected credit losses.

Dividend income is recognised, when the right to receive the dividend is established by the reporting date.

Investment property rental income is recognised as revenue on accrual basis as per the terms of the underlying contract.

Other operating income and misc. income are accounted on accrual basis as and when the right to receive arises.

(g) Borrowing

Borrowings are initially recognised at fair value, net of transaction costs incurred. Borrowings –interest bearing loans are subsequently measured at amortised cost by using the effective interest method (EIR method). Any difference between the proceeds (net of transaction costs) and the redemption amount is recognised in profit or loss over the period of borrowing using the effective interest method (EIR). The EIR Amortization is included as Finance Costs in the statement of profit and loss.

Fees paid on the establishment of loan facilities are recognised as transaction costs of loan to the extent that it is probable that some or all the facility will be drawn down. In this case, the fee is deferred until the draw down occurs. To the extent there is no evidence that it is probable that some or all of the facility will be drawn down, the fee is deferred as a payment for liquidity services and amortised over the period of the facility to which it relates.

Borrowings are removed from the balance sheet when the obligation specified in the contract is discharged, cancelled or expired. The difference between the carrying amount of a financial liability that has been extinguished or transferred to another party and the consideration paid, including any non-cash assets transferred or liabilities assumed, is recognised in profit or loss as other income or other expenses as well as through the EIR amortization process.

Borrowings are classified as current liabilities unless the Group has an unconditional right to defer settlement of the liability for at least 12 months after the reporting period. Where there is a breach of a material provision of a long term loan arrangement on or before the end of reporting period with the effect that the liability becomes payable on demand on the reporting date, the Group does not classify the liability as current, if the lender agreed, after the reporting period and before the approval of the financial statement for issue, not to demand payment as a consequence of the breach.

(h) Borrowing Cost

The Group is capitalising general and specific borrowing costs that are directly attributable to the acquisition or construction of qualifying asset up to the date of commissioning. Qualifying assets are assets that necessarily take a substantial period of time to get ready for their intended use or sale. The Expenses incurred in connection with the arrangement of specific borrowings are capitalized over the period of the borrowing and every year such cost is apportioned to assets based on the actual amount borrowed during the year. All other borrowing costs are recognized as expense in the period in which they are incurred and charged to the statement of profit and loss.

Investment income earned on the temporary investment of specific borrowing pending their expenditure on qualifying assets is deducted from the borrowing costs eligible for capitalisation.

(i) Financial Instruments

A financial instrument is any contract that gives rise to a financial asset of one entity and a financial liability or equity instrument of another entity.

Financial Asset

Initial Recognition

A financial asset or a financial liability is recognised in the balance sheet only when, the Company becomes party to the contractual provisions of the instrument.

Initial Measurement

At initial recognition, the Company measures a financial asset or financial liability at its fair value plus or minus, in the case of a financial asset or financial liability not at fair value through profit or loss, transaction costs that are directly attributable to the acquisition or issue of the financial asset or financial liability, except trade receivables that do not contain a significant financing component, are measured at transaction price.



Notes to Consolidated financial statements for the year ended on 31st March 2023

Subsequent Measurement

For purpose of subsequent measurement, financial assets are classified into:

- Financial assets measured at amortised cost;
- Financial assets measured at fair value through profit or loss (FVTPL); and
- Financial assets measured at fair value through other comprehensive income (FVTOCI).

The Company classifies its financial assets in the above mentioned categories based on:

- The Company's business model for managing the financial assets, and
- The contractual cash flows characteristics of the financial asset.

A financial assets is measured at amortised cost if both of the following conditions are met:

- The financial asset is held within a business model whose objective is to hold financial assets in order to collect contractual cash flows and
- The contractual terms of the financial assets give rise on specified dates to cash flows that are solely payments of principal and interest (SPPI) on the principal amount outstanding.

Financial assets are subsequently measured at amortised cost using the effective interest rate (EIR) method. Amortised cost is calculated by taking into account any discount or premium on acquisition and fees or costs that are an integral part of the EIR. The EIR amortisation is included in finance income in the profit or loss. The losses arising from impairment are recognised in the profit or loss.

A financial asset is measured at fair value through other comprehensive income if both of the following conditions are met:

- The financial asset is held within a business model whose objective is achieved by both collecting the contractual cash flows and selling financial assets and
- The assets contractual cash flows represent SPPI.

A financial asset is measured at fair value through profit or loss unless it is measured at amortised cost or at fair value through other comprehensive income. In addition, the Company is elected to designate a financial asset, which otherwise meets amortized cost or FVTOCI criteria, as at FVTPL. However, such election is allowed only if doing so reduces or eliminates a measurement or recognition inconsistency (referred to as 'accounting mismatch').

Equity Investments:

All equity investments in scope of Ind AS 109 are measured at fair value. Equity instruments which are held for trading are classified as at FVTPL. For all other equity instruments, the Company has made an irrevocable election to present in other comprehensive income subsequent changes in the fair value. The Company makes such election on an instrument by-instrument basis. The classification is made on initial recognition and is irrevocable.

If the Company decides to classify an equity instrument as at FVTOCI, then all fair value changes on the instrument, excluding dividends, are recognized in the OCI. There is no recycling of the amounts from OCI to statement of profit and loss, even on sale of investment. However, the Company may transfer the cumulative gain or loss within equity. Equity instruments included within the FVTPL category are measured at fair value with all changes recognized in the Profit and Loss.

De-recognition

A financial asset (or, where applicable, a part of a financial asset or part of a group of similar financial assets) is primarily derecognised (i.e. removed from the Company's balance sheet) when:

1. The contractual rights to the cash flows from the financial asset have expired, or
2. The Company has transferred its rights to receive cash flows from the asset or has assumed an obligation to pay the received cash flows in full without material delay to a third party under a 'pass-through' arrangement; and either
 - i) The Company has transferred substantially all the risks and rewards of the asset, or
 - ii) The Company has neither transferred nor retained substantially all the risks and rewards of the asset, but has transferred control of the asset.

When the Company has transferred its rights to receive cash flows from an asset or has entered into a pass-through arrangement, it evaluates if and to what extent it has retained the risks and rewards of ownership. When it has neither transferred nor retained substantially all of the risks and rewards of the asset, nor transferred control of the asset, the Company continues to recognise the transferred asset to the extent of the Company's continuing involvement. In that case, the Company also recognises an associated liability. The transferred asset and the associated liability are measured on a basis that reflects the rights and obligations that the Company has retained.

Continuing involvement that takes the form of a guarantee over the transferred asset is measured at the lower of the original carrying amount of the asset and the maximum amount of consideration that the Company could be required to repay.



Notes to Consolidated financial statements for the year ended on 31st March 2023

Embedded foreign currency derivative

Embedded foreign currency derivatives are not separated from the host contract if they are closely related. Such embedded derivatives are closely related to the host contract, if the host contract is not leveraged, does not contain any option feature and requires payments in one of the following currencies:

- the functional currency of any substantial party to that contract,
- the currency in which the price of the related good or service that is acquired or delivered is routinely denominated in commercial transactions around the world,
- a currency that is commonly used in contracts to purchase or sell non-financial items in the economic environment in which the transaction takes place (i.e. relatively liquid and stable currency).

Foreign currency embedded derivatives which do not meet the above criteria are separated and the derivative is accounted for at fair value through profit and loss. The Company currently does not have any such derivatives which are not closely related.

Impairment of Financial Assets

The Company assesses impairment based on expected credit loss (ECL) model to the following:

- Financial assets measured at amortised cost
- Financial assets measured at fair value through other comprehensive income

Expected credit losses are measured through a loss allowance at an amount equal to:

- The 12-months expected credit losses (expected credit losses that result from those default events on the financial instrument that are possible within 12 months after the reporting date); or
- Full time expected credit losses (expected credit losses that result from all possible default events over the life of the financial instrument).

The Company follows 'simplified approach' for recognition of impairment loss allowance on trade receivables or contract revenue receivables. Under the simplified approach, the Company is not required to track changes in credit risk. Rather, it recognises impairment loss allowance based on lifetime ECLs together with appropriate management estimates for credit loss at each reporting date, right from its initial recognition.

The Company uses a provision matrix to determine impairment loss allowance on the portfolio of trade receivables. The provision matrix is based on its historically observed default rates over the expected life of the trade receivable and is adjusted for forward looking estimates. At every reporting date, the historical observed default rates are updated and changes in the forward-looking estimates are analysed.

ECL impairment loss allowance (or reversal) recognized during the period is recognized as income/ expense in the statement of profit and loss. This amount is reflected under the head 'other expenses' in the statement of Profit and Loss. The balance sheet presentation for various financial instruments is described below:

- Financial assets measured as at amortised cost and contractual revenue receivables - ECL is presented as an allowance, i.e., as an integral part of the measurement of those assets in the balance sheet. The allowance reduces the net carrying amount. Until the asset meets write-off criteria, the company does not reduce impairment allowance from the gross carrying amount.
- Financial assets measured at FVTOCI - Since financial assets are already reflected at fair value, impairment allowance is not further reduced from its value. Rather, ECL amount is presented as accumulated impairment amount in the OCI.

For assessing increase in credit risk and impairment loss, the Company combines financial instruments on the basis of shared credit risk characteristics with the objective of facilitating an analysis that is designed to enable significant increases in credit risk to be identified on a timely basis.

The Company does not have any purchased or originated credit-impaired (POCI) financial assets, i.e., financial assets which are credit impaired on purchase/ origination.

Financial Liabilities

Initial recognition and measurement

Financial liabilities are classified, at initial recognition, as financial liabilities at fair value through profit or loss for loans and borrowings, payables, or as derivatives designated as hedging instruments in an effective hedge, and financial liabilities measured at amortised value as appropriate.

All financial liabilities are recognised initially at fair value and, in case of loans and borrowings and payables, net of directly attributable transaction costs.

The Company's financial liabilities include trade and other payables, loan and borrowings including bank overdrafts, financial guarantee contracts and derivative financial instruments.



Notes to Consolidated financial statements for the year ended on 31st March 2023

Subsequent measurement

- Financial liabilities measured at amortised cost
- Financial liabilities subsequently measured at fair value through profit or loss

Financial liabilities at fair value through profit or loss include financial liabilities held for trading and financial liabilities designated upon initial recognition as at fair value through profit or loss. Financial liabilities are classified as held for trading if they are incurred for the purpose of repurchasing in the near term. Gains or losses on liabilities held for trading are recognised in the profit or loss.

Financial liabilities designated upon initial recognition at fair value through profit or loss are designated as such at the initial date of recognition, and only if the criteria in Ind AS 109 are satisfied. For liabilities designated as FVTPL, fair value gains/ losses attributable to changes in own credit risk are recognized in OCI. These gains/ loss are not subsequently transferred to Profit and Loss. However, the Company is transferred the cumulative gain or loss within equity. All other changes in fair value of such liability are recognised in the statement of profit or loss. The Company has not designated any financial liability as at fair value through profit and loss.

Financial guarantee contracts

Financial guarantee contracts issued by the Company are those contracts that require a payment to be made to reimburse the holder for a loss it incurs because the specified debtor fails to make a payment when due in accordance with the terms of a debt instrument. Financial guarantee contracts are recognised initially as a liability at fair value, adjusted for transaction costs that are directly attributable to the issuance of the guarantee. Subsequently, the liability is measured at the higher of the amount of loss allowance determined as per impairment requirements of Ind AS 109 and the amount recognised less cumulative amortisation.

Loan and borrowings

After initial recognition, interest-bearing loans and borrowings are subsequently measured at amortised cost using the Effective Interest Rate (EIR) method. Gains and losses are recognised in profit or loss when the liabilities are derecognised as well as through the EIR amortisation process. Amortised cost is calculated by taking into account any discount or premium on acquisition and fees or costs that are an integral part of the EIR. The EIR amortisation is included as finance costs in the statement of profit and loss.

Trade and other payables

These amounts represent liability for goods and services provided to the Company prior to the end of financial year which are unpaid. Trade and other payables are presented as current liabilities unless payment is not due within 12 months after the reporting period. They are recognised initially at fair value and subsequently measured at amortised cost using the effective interest method.

Lease liabilities

The lease liability is initially measured at the present value of the lease payments that are not paid at the commencement date, discounted using the interest rate implicit in the lease or, if that rate cannot be readily determined, the Company's incremental borrowing rate. Subsequently, the lease liability is measured at amortised cost using the effective interest rate method.

Derecognition

A financial liability is derecognised when the obligation under the liability is discharged or cancelled or expires. When an existing financial liability is replaced by another from the same lender on substantially different terms, or the terms of an existing liability are substantially modified, such an exchange or modification is treated as the derecognition of the original liability and the recognition of a new liability. The difference in the respective carrying amounts is recognised in the statement of profit or loss.

(j) Offsetting financial instruments

Financial assets and liabilities are offset and the net amount is reported in the balance sheet where there is a legally enforceable right to offset the recognised amounts and there is an intention to settle on a net basis or realise the asset and settle the liability simultaneously. The legally enforceable right must not be contingent on future events and must be enforceable in the normal course of business and in the event of default, insolvency or bankruptcy of the group or the counterparty.

(k) Fair Value Measurement

The Company measures certain financial instruments at fair value at each balance sheet date.

Fair value is the price that would be received to sell an asset or paid to transfer a liability in an orderly transaction between market participants at the measurement date. The fair value measurement is based on the presumption that the transaction to sell the asset or transfer the liability takes place either:

- In the principal market for the asset or liability, or
- In the absence of a principal market, in the most advantageous market for the asset or liability.



Notes to Consolidated financial statements for the year ended on 31st March 2023

The principal or the most advantageous market must be accessible by the Company. The fair value of an asset or a liability is measured using the assumptions that market participants would use when pricing the asset or liability, assuming that market participants act in their economic best interest.

The Company uses valuation techniques that are appropriate in the circumstances and for which sufficient data are available to measure fair value, maximising the use of relevant observable inputs and minimising the use of unobservable inputs.

All assets and liabilities for which fair value is measured or disclosed in the financial statements are categorised within the fair value hierarchy, described as under, based on the lowest level input that is significant to the fair value measurement as a whole:

- Level 1 - Quoted (unadjusted) market prices in active markets for identical assets or liabilities.
- Level 2 - Valuation techniques for which the lowest level input that is significant to the fair value measurement is directly or indirectly observable.
- Level 3 - Valuation techniques for which the lowest level input that is significant to the fair value measurement is unobservable.

For assets and liabilities that are recognised in the financial statements on a recurring basis, the Company determines whether transfers have occurred between levels in the hierarchy by re-assessing categorisation (based on the lowest level input that is significant to the fair value measurement as a whole) at the end of each reporting period.

The Company's management determines the policies and procedures for both recurring fair value measurement, such as unquoted financial assets measured at fair value, and for non-recurring measurement, such as assets held for distribution in discontinued operations. The management comprises of the Managing Director and Chief Financial Officer.

External valuers are involved for valuation of significant assets, such as unquoted financial assets. Involvement of external valuers is decided upon annually and approval by the management. Selection criteria include market knowledge, reputation, independence and whether professional standards are maintained. Valuers are normally rotated every three years. The management decides, after discussions with the Company's external valuers, which valuation techniques and inputs to use for each case.

At each reporting date, the management analyses the movements in the values of assets and liabilities which are required to be re-measured or re-assessed as per the Company's accounting policies. For this analysis, the management verifies the major inputs applied in the latest valuation by agreeing the information in the valuation.

The management, in conjunction with the Company's external valuers, also compares the change in the fair value of each asset and liability with relevant external sources to determine whether the change is reasonable.

For the purpose of fair value disclosures, the Company has determined classes of assets and liabilities on the basis of the nature, characteristics and risks of the asset or liability and the level of the fair value hierarchy as explained above.

This note summarises accounting policy for fair value. Other fair value related disclosures are given in the relevant notes. (Refer note 45)

1. Disclosures for valuation methods, significant estimates and assumptions.
2. Quantitative disclosures of fair value measurement hierarchy.
3. Investment in unquoted equity shares.
4. Financial instruments (including those carried at amortised cost).

(l) Inventories

Inventory of Gas (including inventory in pipeline and CNG cascades) is valued at lower of cost and net realizable value. Cost is determined on weighted average cost method.

Stores, spares and consumables are valued at lower of cost and net realizable value. Cost is determined on moving weighted average basis.

Inventories of Project materials (capital Inventory) are valued at cost on moving weighted average basis.

(m) Non-current assets held for sale and discontinued operation

Non-current assets are classified as held for sale if their carrying amount will be recovered principally through a sale transaction rather than through continuing use and a sale is considered highly probable. They are measured at the lower of their carrying amount and fair value less costs to sell, except for assets such as deferred tax assets, assets arising from employee benefits, financial assets and contractual rights under insurance contracts, which are specifically exempt from this requirement.

An impairment loss is recognised for any initial or subsequent write-down of the asset to fair value less costs to sell. A gain is recognised for any subsequent increases in fair value less costs to sell of an asset, but not in excess of any cumulative impairment loss previously recognised. A gain or loss not previously recognised by the date of the sale of the non-current asset (or disposal group) is recognised at the date of de-recognition.

Non-current assets are not depreciated or amortised while they are classified as held for sale. Non-current assets classified as held for sale are presented separately from the other assets in the balance sheet.



Notes to Consolidated financial statements for the year ended on 31st March 2023

A discontinued operation is a component of the Company that has been disposed of or is classified as held for sale and that represents a separate major line of business or geographical area of operations, is part of a single co-ordinated plan to dispose of such a line of business or area of operations, or is a subsidiary acquired exclusively with a view to resale. The results of discontinued operations are presented separately in the statement of profit and loss.

(n) Foreign Currency Transactions

(i) Functional and Presentation Currency

Items included in the financial statements are measured using the currency of the primary economic environment in which the Company operates ('the functional currency'). The financial statements are presented in Indian rupee (INR), which is the functional and presentation currency of the Company.

(ii) Transactions and balances

Foreign currency transactions are translated into the functional currency using the exchange rates at the date of the transactions. Foreign exchange gains and losses resulting from the settlement of such transactions and from the translation of monetary assets and liabilities denominated in foreign currencies at the year-end exchange rates are generally recognised in profit or loss.

All foreign exchange gains and losses are presented in the statement of profit and loss on a net basis within other income or other expenses.

Non-monetary items that are measured in terms of historical cost in a foreign currency are translated using the exchange rates at the dates of the initial transactions. Non-monetary items that are measured at fair value in a foreign currency are translated using the exchange rates at the date when the fair value was determined. Translation differences on assets and liabilities carried at fair value are reported as part of the fair value gain or loss.

(o) Employee Benefits

Employees Benefits are provided in the books as per Ind AS - 19 on "Employee Benefits" in the following manner:

A. Post-employment benefit plans

I. Defined Contribution Plan

Contribution towards provident fund for eligible employees are accrued in accordance with applicable statutes and deposited with the regulatory provident fund authorities (Government administered provident fund scheme). The Company does not carry any other obligation apart from the monthly contribution.

The Company contributes under the National Pension System scheme for eligible employees at a rate specified in the rules of the scheme and deposited with concerned agency/authority.

The Company's contribution is recognised as an expenses in the statement of Profit and Loss during the period in which the employee renders the related service.

II. Defined benefit plan

The company provides for gratuity, a defined benefit plan covering eligible employees in accordance with the Payment of Gratuity Act, 1972, through an approved Gratuity Fund. The Gratuity Fund is separately administered through a Trust/Scheme. Contributions in respect of gratuity are made to the approved Gratuity Fund.

The Company's liability is actuarially determined by qualified actuary (using the Projected Unit Credit method) at the end of each year and is recognized in the Balance sheet as reduced by the fair value of Gratuity Fund. Actuarial losses/ gains are recognized in the Statement of Other Comprehensive Income in the year in which they arise.

III. Long term employee benefits

The liability in respect of accrued leave benefits which are expected to be availed or en-cashed beyond 12 months from the end of the year, is treated as long term employee benefits.

The Company's liability for leave benefits are actuarially determined by qualified actuary at balance sheet date by using the Projected Unit Credit method. Actuarial losses/ gains are recognized in the Statement of Profit and Loss in the year in which they arise.

B. Other Long Term Service benefits

- Long Service Award (LSA):

On completion of specified period of service with the company, employees are rewarded with Cash Reward of different amount based on the duration of service completed.

The Company's liability is actuarially determined by qualified actuary at balance sheet date at the present value of the amount payable for the same. Actuarial losses/ gains are recognized in the Statement of profit and loss in the year in which they arise.



Notes to Consolidated financial statements for the year ended on 31st March 2023

C. Short term employee benefits

The undiscounted amount of short term employee benefits expected to be paid in exchange for services rendered by employees is recognized during the period when the employee renders the services. Short term employee benefits includes salary and wages, bonus, incentive, ex-gratia, death compensation and also includes accrued leave benefits, which are expected to be availed or en-cashed within 12 months from the end of the year.

D. Employee Stock Option Plan

Share-based compensation benefits are provided to employees via Employee Stock Option Plan. For the stock options granted, the fair value as of the date of grant of option is recognised as employee benefit expenses with a corresponding increase in Stock Options Outstanding Account. The total expense is recognised on straight line basis over the vesting period, which is the period over which all of the specified vesting conditions are to be satisfied.

(p) Leases

The Company's leased asset classes primarily consist of leases for land, buildings, plant & machinery equipment's and vehicles.

Under Ind AS 116, the Company assesses whether a contract contains a lease, at the inception of the contract. A contract is, or contains, a lease if the contract conveys the right to control the use of an identified asset for a period of time in exchange for consideration. To assess whether a contract conveys the right to control the use of an identified asset, the Company assesses whether

- the contract involves the use of identified asset;
- the Company has substantially all of the economic benefits from the use of the asset through the period of lease; and
- the Company has right to direct the use of the asset.

The Company evaluates if an arrangement qualifies to be a lease as per the requirements of Ind AS 116. Identification of a lease requires significant judgment. The Company uses significant judgement in assessing the lease term (including anticipated renewals/termination options) and the applicable discount rate.

Company as a lessee

The Company recognises a right-of-use asset and a lease liability at the lease commencement date. The right-of-use asset is initially measured at cost, which comprises the initial amount of the lease liability adjusted for any lease payments made at or before the commencement date, plus any initial direct costs incurred and an estimate of costs to dismantle and remove the underlying asset or to restore the underlying asset or the site on which it is located, less any lease incentives received.

Certain lease arrangement includes the options to extend or terminate the lease before the end of the lease term. The right-of-use assets and lease liabilities includes these options when it is reasonably certain that the option will be exercised.

The right-of-use asset is subsequently amortized using the straight-line method from the commencement date to the earlier of the end of the useful life of the right-of-use asset or the end of the lease term. The estimated useful lives of right-of-use assets are determined on the same basis as those of property, plant and equipment. In addition, the right-of-use asset is periodically reduced by impairment losses, if any, and adjusted for certain re-measurements of the lease liability.

The lease liability is initially measured at the present value of the lease payments that are not paid at the commencement date, discounted using the interest rate implicit in the lease or, if that rate cannot be readily determined, the Company's incremental borrowing rate. The discount rate is generally based on the incremental borrowing rate specific to the lease being evaluated or for a portfolio of leases with similar characteristics.

Lease payments included in the measurement of the lease liability comprises of fixed payments, including in-substance fixed payments, amounts expected to be payable under a residual value guarantee and the exercise price under a purchase option that the Company is reasonably certain to exercise, lease payments in an optional renewal period if the Company is reasonably certain to exercise an extension option.

The lease liability is measured at amortised cost using the effective interest method. It is remeasured when there is a change in future lease payments arising from a change in an index or rate, if there is a change in the Company's estimate of the amount expected to be payable under a residual value guarantee, or if Company changes its assessment of whether it will exercise a purchase, extension or termination option.

When the lease liability is remeasured in this way, a corresponding adjustment is made to the carrying amount of the right-of-use asset or is recorded in profit or loss if the carrying amount of the right-of-use asset has been reduced to zero.



Notes to Consolidated financial statements for the year ended on 31st March 2023

Modifications to a lease agreement beyond the original terms and conditions are generally accounted for as a re-measurement of the lease liability with a corresponding adjustment to the ROU asset. Any gain or loss on modification is recognized in the Statement of Profit & Loss. However, the modifications that increase the scope of the lease by adding the right to use one or more underlying assets at a price commensurate with the stand-alone selling price are accounted for as a separate new lease. In case of lease modifications, discounting rates used for measurement of lease liability and ROU assets is also suitably adjusted.

Lease liability and ROU lease asset have been separately presented in the Balance Sheet and lease payments have been classified as cash flows from financing activities.

Short-term leases, low-value assets and others:

The Company has elected not to recognise right-of-use assets and lease liabilities for short term leases that have a lease term of less than or equal to 12 months with no purchase option and assets with low value leases.

The Company recognises the lease payments associated with leases assets that have lease period of 12 month or less, remaining lease period of 12 months or less as on transition date, rental charges of low value assets, component of taxes of ROU lease charges, non-lease component viz. manpower, fuel cost, repair and maintenance is recognised as an expense in the Statement of Profit and Loss over the lease term. The related cash flows are classified as operating activities.

As a lessor

Finance lease

Leases for which the Company is a lessor is classified as finance or operating leases. When the terms of the lease transfer substantially all the risks and rewards of ownership to the lessee, the contract is classified as a finance lease. All other leases are classified as operating leases.

All assets given on finance lease are shown as receivables at an amount equal to net investment in the lease. Principal component of the lease receipts is adjusted against outstanding receivables and interest income is accounted by applying the interest rate implicit in the lease to the net investment.

Operating lease

Lease income from operating leases where the Company is a lessor is recognised in income on a straight-line basis over the term of the relevant lease. In case of modification of contractual terms, the same is accounted as a new lease, considering any prepaid or accrued lease payments relating to the original lease as part of the lease payments for the new lease.

(q) Taxation

Income tax expenses comprises current tax (i.e. amount of tax for the period determined in accordance with the Income Tax Law) and deferred tax charge or credit (reflecting the tax effects of timing differences between accounting income and taxable income for the period). Income tax expenses are recognised in statement of profit or loss except tax expenses related to items recognised directly in reserves (including statement of other comprehensive income) which are recognised with the underlying items.

Income Taxes

The income tax expense or credit for the period is the tax payable on the current period's taxable income based on the applicable income tax rate for each jurisdiction adjusted by changes in deferred tax assets and liabilities attributable to temporary differences and to unused tax losses.

The current income tax charge is calculated on the basis of the tax laws enacted or substantively enacted at the end of the reporting period i.e. as per the provisions of the Income Tax Act, 1961, as amended from time to time. Management periodically evaluates positions taken in tax returns with respect to situations in which applicable tax regulation is subject to interpretation including amount expected to be paid / recovered for uncertain tax positions. It establishes provisions where appropriate on the basis of amounts expected to be paid to the tax authorities.

Advance taxes and provisions for current income taxes are presented in the balance sheet after off-setting advance tax paid and income tax provision arising in the same tax jurisdiction for relevant tax paying units and where the Company is able to and intends to settle the asset and liability on a net basis.

Deferred Taxes

Deferred tax is provided in full on temporary difference arising between the tax bases of the assets and liabilities and their carrying amounts in financial statements at the reporting date. Deferred tax are recognised in respect of deductible temporary differences being the difference between taxable income and accounting income that originate in one period and are capable of reversal in one or more subsequent periods., the carry forward of unused tax losses and the carry forward of unused tax credits.



Notes to Consolidated financial statements for the year ended on 31st March 2023

Deferred income tax is determined using tax rates (and laws) that have been enacted or substantially enacted by the end of the reporting period and are expected to apply when the related deferred income tax asset is realised or the deferred income tax liability is settled.

Deferred tax assets are recognised for all deductible temporary differences and unused tax losses only if it is probable that future taxable amounts will be available to utilise those temporary differences and losses.

Deferred tax assets are not recognised for temporary differences between the carrying amount and tax bases of investments in subsidiaries, branches and associates and interest in joint arrangements where it is not probable that the differences will reverse in the foreseeable future and taxable profit will not be available against which the temporary differences can be utilised.

Deferred tax liabilities are not recognised for temporary differences between the carrying amount and tax bases of investments in subsidiaries, branches and associates and interest in joint arrangements where it is probable that the differences will not reverse in the foreseeable future.

Deferred tax assets and liabilities are offset when there is a legally enforceable right to offset current tax assets and liabilities and when the deferred tax balances relate to the same taxation authority. Current tax assets and tax liabilities are offset where the Company has a legally enforceable right to offset and intends either to settle on a net basis, or to realise the asset and settle the liability simultaneously.

Current and deferred tax is recognised in profit or loss, except to the extent that it relates to items recognised in other comprehensive income or directly in equity. In this case, the tax is also recognised in other comprehensive income or directly in equity, respectively.

The carrying amount of deferred tax assets is reviewed at each reporting date and reduced to the extent that it is no longer probable that sufficient taxable profit will be available to allow all or part of the deferred tax asset to be utilised. Unrecognised deferred tax assets are re-assessed at each reporting date and are recognised to the extent that it has become probable that future taxable profits will allow the deferred tax asset to be recovered.

Management periodically evaluates positions taken in tax returns with respect to situations in which applicable tax regulation is subject to interpretation and considers whether it is probable that a taxation authority will accept an uncertain tax treatment. The Company measures its tax balances either based on the most likely amount or the expected value, depending on which method provides a better prediction of the resolution of the uncertainty.

(r) Earnings Per Share

Basic earnings per share

Basic earnings per share is calculated by dividing the profit attributable to owners of the Company by the weighted average number of equity shares outstanding during the period. Earnings considered in ascertaining the Group's earnings per share is the net profit for the period after deducting preference dividends, if any, and any attributable distribution tax thereto for the period.

Diluted earnings per share

Diluted earnings per share adjusts the figures used in the determination of basic earnings per share to take into account the after income tax effect of interest and other financing costs associated with dilutive potential equity shares and the weighted average number of additional equity shares that would have been outstanding assuming the conversion of all dilutive potential equity shares.

Treasury Share

Treasury shares are not treated as outstanding ordinary equity shares and are therefore deducted from the number of equity shares outstanding during the period in consolidated financial statements.

(s) Provisions, Contingent Liabilities and Contingent Assets

Provisions are recognised when the Group has a present obligation (legal or constructive) as a result of a past event, it is probable that an outflow of resources embodying economic benefits will be required to settle the obligation and a reliable estimate can be made of the amount of the obligation. Provision for contractual obligation is disclosed based on management's assessment of the probable outcome with reference to the available information supplemented by experience of similar transactions. When the Group expects some or all of a provision to be reimbursed, the reimbursement is recognised as a separate asset, but only when the reimbursement is virtually certain. The expense relating to a provision is presented in the statement of profit and loss net of any reimbursement.

Provision in respect of loss contingencies relating to claims, litigation, assessment, fines, penalties etc. are recognised when it is probable that a liability has been incurred and the amount can be estimated reliably.



Notes to Consolidated financial statements for the year ended on 31st March 2023

Provisions are not recognised for future operating losses. Provisions for restructuring are recognised by the Group when it has developed a detailed formal plan for restructuring and has raised a valid expectation that the Company will carry out the restructuring by starting to implement the plan or announcing its main features to those affected by it.

Where there are a number of similar obligations, the likelihood that an outflow will be required in settlement is determined by considering the class of obligations as a whole. A provision is recognised even if the likelihood of an outflow with respect to any one item included in the same class of obligations may be small.

Provisions are measured at management's best estimate of the expenditure required to settle the present obligation at the end of the reporting period and are not discounted to present value. The estimates of outcome and financial effect are determined by the judgment of the management, supplemented by experience of similar transactions and, in some cases, reports from independent experts.

The measurement of provision for restructuring includes only direct expenditures arising from the restructuring, which are both necessarily entailed by the restructuring and not associated with the ongoing activities of the Group.

Contingent liability is disclosed in the case of:

1. A present obligation arising from the past events, when it is not probable that an outflow of resources will be required to settle the obligation;
2. A present obligation arising from the past events, when no reliable estimate is possible;
3. A possible obligation arising from the past events, unless the probability of outflow of resources is remote.

Contingent liabilities are not provided for and if material, are disclosed by way of notes to financial statements.

A contingent asset is a possible asset that arises from past events and whose existence will be confirmed only by the occurrence or non-occurrence of one or more uncertain future events not wholly within the control of the entity.

Contingent assets are not recognised in financial statements since this may result in the recognition of income that may never be realised. However, Contingent assets are assessed continually and if it is virtually certain that an inflow of economic benefits will arise, the asset and related income are recognised in the period in which the change occurs.

A contingent asset is disclosed by way of notes to financial statements, where an inflow of economic benefits is probable.

Provisions, contingent liabilities and contingent assets are reviewed at each balance sheet date.

(t) Segment Reporting

The Company primarily operates in the segment of Natural Gas Business. Natural gas business involves distribution of gas from sources of supply to centres of demand and to the end customers. The Managing Director of the Company allocate resources and assess the performance of the Company, thus are the Chief Operating Decision Maker (CODM). The CODM monitors the operating results of the business as a single segment, hence no separate segment needs to be disclosed.

(u) Cash and Cash Equivalents

Cash and cash equivalents comprise cash and deposits with banks and corporations. The Group considers all highly liquid investments with original maturities of three months or less and that are readily convertible to known amounts of cash to be cash equivalents.

For the purpose of presentation in the statement of cash flows, cash and cash equivalents includes cash on hand, deposits held at call with financial institutions and other short term, highly liquid investments with original maturities of three months or less that are readily convertible to known amounts of cash and which are subject to an insignificant risk of changes in value.

(v) Statement of Cash Flows

Cash flows are reported using the indirect method, whereby profit before tax is adjusted for the effects of transactions of a non-cash nature, any deferrals or accruals of past or future operating cash receipts or payments and item of income or expenses associated with investing or financing cash flows. The cash flows from operating, investing and financing activities of the Group are segregated.

(w) Dividends

The Company recognises a liability for dividends to equity holders of the Company when the dividend is authorised and the dividend is no longer at the discretion of the Company. As per the corporate laws in India, a dividend is authorised when it is approved by the shareholders. A corresponding amount is recognised directly in equity.



Notes to Consolidated financial statements for the year ended on 31st March 2023

(x) Insurance Claims

The company accounts for insurance claims when there is certainty that the claims are realizable and acknowledged by insurance company and amount recognized in books of accounts is as under:

- In case of loss of asset / goods by transferring, either the carrying cost of the relevant asset / goods or insurance value (subject to deductibles), whichever is lower under the head "Claims Recoverable-Insurance".
- In case insurance claim is, less than carrying cost the difference is charged to Profit and Loss statement. As and when claims are finally received from insurer, the difference, if any, between Claims Recoverable-Insurance and claims received is adjusted to Profit and Loss statement.

(y) Events occurring after the Reporting Date

Adjusting events (that provides evidence of condition that existed at the balance sheet date) occurring after the balance sheet date are recognized in the financial statements. Material non adjusting events (that are inductive of conditions that arose subsequent to the balance sheet date) occurring after the balance sheet date that represents material change and commitment affecting the financial position are disclosed in the Board's Report. Further, the shareholders of the Company have the power to amend the financial statements after the same has been authorized for issue by Board of Directors as per the provisions of the Companies Act, 2013.

(z) Exceptional Items

Certain occasions, the size, type or incidence of an item of income or expense, pertaining to the ordinary activities of the Group is such that its disclosure improves the understanding of the performance of the Company, such income or expense is classified as an exceptional item and accordingly, disclosed in the notes accompanying to the financial statements.

(aa) Prior Period Adjustments and Pre-paid Expenses.

Income / expenditure in aggregate pertaining to prior year(s) above the threshold limit are corrected retrospectively. Prepaid expenses up to threshold limit in each case, are charged to revenue as and when incurred.

(ab) Rounding off

All amounts disclosed / presented in Indian Rupees (INR) in the financial statements and notes have been rounded off to the nearest two decimals of Crores as per the requirements of Schedule III, unless otherwise stated.

(ac) Recent accounting pronouncements

Ministry of Corporate Affairs ("MCA") notifies new standard or amendments to the existing standards under Companies (Indian Accounting Standards) Rules as issued from time to time. On March 31, 2023, MCA amended the Companies (Indian Accounting Standards) Rules, 2015 by issuing the Companies (Indian Accounting Standards) Amendment Rules, 2023, applicable from April 1, 2023, as below:

Ind AS 1 – Presentation of Financial Statements

The amendments require companies to disclose their material accounting policies rather than their significant accounting policies. Accounting policy information, together with other information, is material when it can reasonably be expected to influence decisions of primary users of general-purpose financial statements. The Company does not expect this amendment to have any significant impact in its financial statements.

Ind AS 12 – Income Taxes

The amendments clarify how companies account for deferred tax on transactions such as leases and decommissioning obligations. The amendments narrowed the scope of the recognition exemption in paragraphs 15 and 24 of Ind AS 12 (recognition exemption) so that it no longer applies to transactions that, on initial recognition, give rise to equal taxable and deductible temporary differences. The Company is evaluating the impact, if any, in its financial statements.

Ind AS 8 – Accounting Policies, Changes in Accounting Estimates and Errors

The amendments will help entities to distinguish between accounting policies and accounting estimates. The definition of a change in accounting estimates has been replaced with a definition of accounting estimates. Under the new definition, accounting estimates are "monetary amounts in financial statements that are subject to measurement uncertainty". Entities develop accounting estimates if accounting policies require items in financial statements to be measured in a way that involves measurement uncertainty. The Company does not expect this amendment to have any significant impact in its financial statements.



Notes to Consolidated financial statements for the year ended on 31st March 2023

Note 3.1 PROPERTY, PLANT AND EQUIPMENT (PPE)

Property, Plant and Equipment (PPE) as at 31st March 2023

(₹ in Crores)

Particulars	Gross Block			Depreciation and Amortization			Net Block			
	As at 1st April 2022	Addition	Disposal/ Adjustment	Other Adjustments	As at 31st March 2023	As at 1st April 2022	For the Year	Disposal/ Adjustment	As at 31st March 2023	As at 31st March 2022
Freehold Land	362.99	3.25	-	-	366.24	-	-	-	366.24	362.99
Buildings	220.78	11.33	0.48	-	231.63	33.14	4.41	0.06	194.14	187.64
Plant and Equipments	7,647.18	987.86	5.73	-	8,629.31	2,254.50	362.64	3.23	6,015.40	5,392.68
Furniture and Fixture	19.80	1.23	0.10	-	20.93	12.95	1.30	0.08	6.76	6.85
Computer Equipments	45.04	6.24	0.93	-	50.35	33.57	4.38	0.86	13.26	11.47
Office Equipments	22.43	1.03	0.59	-	22.87	17.82	1.39	1.21	4.87	4.61
Vehicles	9.21	-	0.59	-	8.62	7.69	0.34	0.56	1.15	1.52
Books and Periodicals	0.10	-	-	-	0.10	0.10	-	-	-	-
Total PPE	8,327.53	1,010.94	8.42	-	9,330.05	2,359.77	374.46	6.00	6,601.82	5,967.76

Property, Plant and Equipment (PPE) as at 31st March 2022

(₹ in Crores)

Particulars	Gross Block			Depreciation and Amortization			Net Block			
	As at 1st April 2021	Addition	Disposal/ Adjustment	Other Adjustments	As at 31st March 2022	As at 1st April 2021	For the Year	Disposal/ Adjustment	As at 31st March 2022	As at 31st March 2021
Freehold Land	389.38	2.92	-	(29.31)	362.99	-	-	-	362.99	389.38
Buildings	204.29	16.49	-	-	220.78	28.97	4.14	(0.03)	187.64	175.32
Plant and Equipments	6,825.56	825.57	3.95	-	7,647.18	1,930.92	326.21	2.63	5,392.68	4,894.64
Furniture and Fixture	19.64	0.71	0.55	-	19.80	12.14	1.32	0.51	6.85	7.50
Computer Equipments	47.23	0.94	3.13	-	45.04	31.88	4.67	2.98	11.47	15.35
Office Equipments	21.93	1.54	1.04	-	22.43	17.47	1.33	0.98	4.61	4.46
Vehicles	9.05	0.26	0.10	-	9.21	7.44	0.35	0.10	1.52	1.61
Books and Periodicals	0.10	-	-	-	0.10	0.10	-	-	-	-
Total PPE	7,517.18	848.43	8.77	(29.31)	8,327.53	2,028.92	338.02	7.17	2,359.77	5,967.76

Note 3.1.1 - Impairment of Assets: There is no impairment of any assets in terms of Ind AS - 36 on "Impairment of Assets". Based on the review, the management is of the opinion that there are no impairment indicators that necessitate any adjustments to the carrying value of PPE.

Note 3.1.2 - The company has not carried out revaluation of PPE.

Note 3.1.3 - The company has elected to measure all its PPE at the previous GAAP carrying amount i.e. March 31, 2015 as its deemed cost on the date of transition to Ind AS i.e. April 01, 2015.

Note 3.1.4 - Security Pledge of Assets: Refer to Note 20 on borrowings for details in terms of pledge of assets as security.

Note 3.1.5 - Refer to note 4.3 for disclosure of contractual commitments for the acquisition of property, plant and equipment.

Note 3.1.6 - There is no restriction on the title of property, plant and equipments.



Notes to Consolidated financial statements for the year ended on 31st March 2023

Note 3.1 PROPERTY, PLANT AND EQUIPMENT (PPE) (Continued...)

Note 3.1.7 - 'Other Adjustments' in financial year 2021 - 22 is on account of change in presentation from freehold land to ROU assets (Lease hold land). - Refer note 5.3

Note 3.1.8 - Above note 3.1 includes following assets acquired through Business combination transaction in the financial year 2021 - 22 (Refer note 5.6):

Particulars	Gross Block				Depreciation and Amortization			Net Block		
	As at 1st April 2021	Addition	Disposal/ Adjustment	Other Adjustments	As at 1st November 2021	As at 1st April 2021	For the Year	Disposal/ Adjustment	As at 1st November 2021	As at 31st March 2021
Freehold Land	1.17	-	-	-	1.17	-	-	-	1.17	1.17
Plant and Equipments	45.43	37.55	-	-	82.98	3.52	1.52	-	77.94	41.91
Total	46.60	37.55	-	-	84.15	3.52	1.52	-	79.11	43.08

Note 3.1.9 - Details of all the immovable properties (other than properties where the Company is the lessee and the lease agreements are duly executed in favor of the lessee) whose title deeds are not held in the name of the Company.

Title Deeds of Immovable Properties:

Relevant line item in the Balance sheet	Description of item of property	Gross carrying value as on 31 March 2023	Gross carrying value as on 31 March 2022	Title deeds held in the name of	Whether title deed holder is a promoter, director or relative of promoter/ director or employee of promoter/director	Property held since which date	Reason for not being held in the name of the Company	Disputed?
Property, Plant & Equipme nt - Freehold Land	Land-Survey No. 306-A-7/1 paiki 3, Post-Hazira, Taluka Choryasi, District-Surat (13,057 Sq. Mtrs)	₹ 15.88 Crores	₹ 15.88 Crores	Government of Gujarat	Promoter	01-05-1999	The legal dispute between the Government and Hazira Apbal Ganotiya Sahakari Mandali Ltd (seller) regarding transfer or sale of land to private parties (including GGL) without necessary permission and breached the condition of utilization of land and in one of the order issued by Deputy Collector Choryasi Prant Surat dated 7th August 2009 clearly states that there is no breach of condition in case of GGL and land owners as Government has given permission to allocate land to Gujarat Gas subject to necessary payment of premium etc.	Yes
	Land-Survey No. 150 Mora village District-Surat (13,557 Sq. Mtrs)	₹ 1/-	₹ 1/-	Government of Gujarat	Promoter	05-04-2002	Land belongs to the Government and allotted under Navi sharat to private parties (seller) from whom GGL brought the land and later on land was made khalsa on 18.04.2002. In April 2010, Mamlatdar Office Choryasi had given revised letter to submit consent for making the 2.5 times premium of the value to regularize the land to Gujarat Gas that may be decided by the District Valuation Committee.	Yes
	Survey No. 896 and 913/2 Vil Ichhapur Hazira 6,559 Sq. Mtrs	₹ 21.35/- Crores	₹ 21.35/- Crores	Gujarat State Petroleum Corporation Limited	Promoter	01-04-2006	Acquired through demerger scheme and transfer of name yet not completed.	No

**Notes to Consolidated financial statements for the year ended on 31st March 2023****Note 3.2 CAPITAL WORK IN PROGRESS****(₹ in Crores)**

Particulars	As at 31st March 2023	As at 31st March 2022
Capital Inventory	449.10	375.46
Capital Work-in-Progress (project under construction)	508.50	590.45
Total	957.60	965.91

Note:- Security Pledge of Assets: Refer to Note 20 on borrowings for details of security pledge of assets.

Note 3.2.1 Ageing Schedule**As on 31 March 2023:****(₹ in Crores)**

Capital work in progress	Amount in CWIP for a period of				Total
	Less than 1 Year	1-2 Years	2-3 Years	More than 3 Years	
Projects in Progress	730.24	155.04	33.61	35.56	954.45
Projects temporarily suspended	0.03	0.51	0.03	2.58	3.15
Total	730.27	155.55	33.64	38.14	957.60

As on 31 March 2022:**(₹ in Crores)**

Capital work in progress	Amount in CWIP for a period of				Total
	Less than 1 Year	1-2 Years	2-3 Years	More than 3 Years	
Projects in Progress	779.54	111.81	25.96	45.11	962.42
Projects temporarily suspended	0.02	0.00	2.17	1.29	3.49
Total	779.56	111.81	28.13	46.40	965.91

The Company is engaged in the business of City Gas Distribution (CGD) in India which involves distribution of gas from sources of supply to the end user customers. The CGD project is designed considering demand, supply and future requirements based on the facilities envisaged for CGD network in authorised areas for 25 years on the basis of authorization from Petroleum and Natural Gas Regulatory Board (PNGRB) to lay, build, operate or expand city or local natural gas distribution network. On the basis of demand projections, the CGD network is planned. Project execution plans are modulated on the basis of continuous ongoing expansion and all the projects are executed and expanded on ongoing basis as per rolling annual plan. Hence, it is considered that there is no project whose completion is overdue or has exceed its cost compared to its original plan.

Note 3.2.2 - Above note 3.2 includes following assets acquired through Business combination transaction in the financial year 2021-22 (Refer note 56)

(₹ in Crores)

Capital work in progress	As at 1st November 2021
Capital Inventory	0.14
Capital Work-in-Progress (project under construction)	4.23
Total	4.37

Note 4 INVESTMENT PROPERTY**(₹ in Crores)**

Particulars	As at 31st March 2023	As at 31st March 2022
Freehold land		
Balance at the beginning of the period	1.30	1.30
Add:- Acquisition during the year	-	-
Less:- Deletion during the year	-	-
Balance at the end of the period	1.30	1.30

**Notes to Consolidated financial statements for the year ended on 31st March 2023****(i) Amount recognised in profit and loss for investment properties****(₹ in Crores)**

Particulars	As at 31st March 2023	As at 31st March 2022
Rental Income	1.61	0.20
Profit from investment properties	1.61	0.20

Till Financial Year 2021 – 22, the Company had recognized the rental – facilitation fees on Investment property for the financial years 2016-17 and 2017-18 on the basis of provisional working submitted by tenants and for financial year 2018-19, 2019-20, 2020-21 and 2021-22 on the basis of previous years working, as no further working of rental – facilitation fees was submitted by tenants post FY 2017-18. In this regard, the company was contesting the issue of valuation of land for rental – facilitation fees with tenant. During the year, the issue was resolved and hence, the Company has recognized rental – facilitation fees of ₹1.15 Crores till March 31, 2022 being difference between rental – facilitation fees agreed with tenant and the fees recognized so far on provisional basis. On similar lines, the Company has recognized rental – facilitation fees of ₹0.46 Crores for the financial year 2022-23.

(ii) Contractual Obligations

The Company has no contractual obligations to purchase, construct or develop investment property or for its repair, maintenance or enhancements.

(iii) Leasing Arrangements

The investment property is leased to tenant under long term operating leases with rentals payable annually as per the formula given in the agreement executed by both the parties. The lease period is 10 years (extendable as mutually agreed). Either party can terminate the agreement by giving 6 months notice (Non cancellable period). The future lease payments receivables can not be determined as the amount of rent is dependent on variable lease payment factors.

(iv) Fair Value**(₹ in Crores)**

Particulars	As at 31st March 2023	As at 31st March 2022
Investment Properties	3.20	3.20

Estimation of Fair Value

The fair value of investment property is based on the valuation by a registered valuer as defined under rule 2 of Companies (Registered Valuers and Valuation) Rules, 2017.

The Company obtains independent valuations for its investment properties once in every three to five years interval. Last fair valuation was done on 31st March 2021.

(v) Security Pledge: Refer to Note 20 on borrowings for details in terms of pledge of assets as security.

(vi) There is no restriction on the title and realisability of investment property or remittance of income and proceeds of disposals.

Note 4.1 – Details of all the immovable properties (other than properties where the Company is the lessee and the lease agreements are duly executed in favor of the lessee) whose title deeds are not held in the name of the Company.

Title Deeds of Immovable Properties:**As on 31 March 2023:**

Relevant line item in the Balance sheet	Description of item of property	Gross carrying value as on 31st March 2023	Title deeds held in the name of	Whether title deed holder is a promoter, director or relative of promoter/director or employee of promoter/director	Property held since which date	Reason for not being held in the name of the Company	Disputed?
Investment Property			Nil				

As on 31 March 2022:

Relevant line item in the Balance sheet	Description of item of property	Gross carrying value as on 31st March 2022	Title deeds held in the name of	Whether title deed holder is a promoter, director or relative of promoter/director or employee of promoter/director	Property held since which date	Reason for not being held in the name of the Company	Disputed?
Investment Property - Freehold Land	Survey No. 477 Village Dasarath, District-Vadodara 2,002 Sq. Mtrs	₹ 1.30 Crores	Gujarat State Petroleum Corporation Limited	Promoter	01-04-2006	Acquired through demerger scheme and transfer of name was under process.	No



Notes to Consolidated financial statements for the year ended on 31st March 2023

Note 5.1 INTANGIBLE ASSETS

Intangible assets as at 31st March 2023

(₹ in Crores)

Particulars	Gross Block			Amortization			Net Block		
	As at 1st April 2022	Addition	Disposal/ Adjustment	As at 31st March 2023	As at 1st April 2022	For the Year	Disposal/ Adjustment	As at 31st March 2023	As at 31st March 2022
ROW Permissions	441.45	86.58	0.91	527.12	76.26	15.68	0.24	91.70	365.19
ROU	14.24	0.31	-	14.55	-	-	-	-	14.24
Software and other Intangibles	105.26	10.48	0.01	115.73	80.77	8.78	0.01	89.54	24.49
Total Intangible Assets	560.95	97.37	0.92	657.40	157.03	24.46	0.25	181.24	403.92

Intangible assets as at 31st March 2022

(₹ in Crores)

Particulars	Gross Block			Amortization			Net Block		
	As at 1st April 2021	Addition	Disposal/ Adjustment	As at 31st March 2022	As at 1st April 2021	For the Year	Disposal/ Adjustment	As at 31st March 2022	As at 31st March 2021
ROW Permissions	400.91	40.54	-	441.45	62.22	14.04	-	76.26	338.69
ROU	14.98	0.12	0.86	14.24	-	-	-	-	14.98
Software and other Intangibles	97.99	8.15	0.88	105.26	73.72	7.93	0.88	80.77	24.27
Total Intangible Assets	513.88	48.81	1.74	560.95	135.94	21.97	0.88	157.03	377.94

Note 5.1.1. Right of Way (ROW) Permissions: The useful lives of Right of Way (ROW) Permissions as estimated by the management for the amortization is 30 years. The useful lives of ROW Permission are inextricably linked with the pipeline networks being laid, which corresponds with the useful life of 30 years of Plant and Machinery - Pipelines network for which the Right of Way (ROW) Permission has been obtained. The Useful life of 30 years of the Right of Way (ROW) Permissions is dependent on the useful life of Plant and Machinery - Pipelines i.e. Pipeline network of the company.

Note 5.1.2 Right of Use (ROU): The company acquires the 'Right of Use' (hereinafter referred to as 'ROU') for the purpose of laying and maintenance of the underground pipeline and vests in the company and the company has the right to use the same in the manner for which it has been acquired. The acquisition of ROU is governed by the legal process as per the Act, the company has paid the compensation /consideration of the ROU -land determined by the competent authority under the Act and any person authorised by the company, have unrestricted right of entry and lay pipeline or do any other act necessary for the purpose of laying of pipeline.

The company has disclosed the cost incurred for acquisition of ROU as 'Right of Use' in the Intangible Asset schedule. Since the ROU does not have a defined life, it is perpetual in nature. Accordingly based on requirements of Ind AS 38 - Intangible Assets, the same is tested for impairment and not amortised.

Note 5.1.3 - Impairment of Assets: There is no impairment of any assets in terms of Ind AS - 36 on "Impairment of Assets". Based on the review, the management is of the opinion that there are no impairment indicators that necessitate any adjustments to the carrying value of intangible assets.

Note 5.1.4 - Security Pledge of Assets: Refer to Note 20 on borrowings for details in terms of pledge of assets as security.

Note 5.1.5 - Refer to note 43 for disclosure of contractual commitments for the acquisition of intangible assets.

Note 5.1.6 - The company has not carried out revaluation of intangible assets.

Note 5.1.7 - The company has elected to measure all its intangible assets at the previous GAAP carrying amount i.e. March 31, 2015 as its deemed cost on the date of transition to Ind AS i.e. April 01, 2015.

Note 5.1.8 - There is no restriction on the title of intangible assets.



Notes to Consolidated financial statements for the year ended on 31st March 2023

Note 5.1 INTANGIBLE ASSETS (Continued...)

Note 5.1.9 – Above note 5.1 includes following assets acquired through Business combination transaction in the financial year 2021-22 (Refer note 5.6):

Particulars	Gross Block			Depreciation and Amortization			Net Block	
	As at 1st April 2021	Addition	Disposal/ Adjustment	As at 1st November 2021	For the Year	Disposal/ Adjustment	As at 1st November 2021	As at 31st March 2021
ROW Permissions	27.68	1.73	-	29.41	0.57	-	27.49	26.32
Total	27.68	1.73	-	29.41	0.57	-	27.49	26.32

Note 5.2

INTANGIBLE ASSETS UNDER DEVELOPMENT

Particulars	As at 31st March 2023	As at 31st March 2022
Right of Use (ROU)	0.01	0.06
Right of Way (ROW) Permissions	25.50	25.86
SAP SuccessFactors Implementation Project	-	0.47
Total	25.51	26.39

**Note 5.2.1 Ageing Schedule
As on 31 March 2023:**

Intangible assets under development	Amount in CWIP for a period of				Total
	Less than 1 Year	1-2 Years	2-3 Years	More than 3 Years	
Projects in Progress	13.13	3.77	5.04	2.21	24.16
Projects temporarily suspended	-	-	0.00	1.35	1.35
Total	13.13	3.77	5.04	3.56	25.51

As on 31 March 2022:

Intangible assets under development	Amount in CWIP for a period of				Total
	Less than 1 Year	1-2 Years	2-3 Years	More than 3 Years	
Projects in Progress	11.53	10.08	1.73	0.58	23.93
Projects temporarily suspended	-	0.00	0.86	1.60	2.46
Total	11.53	10.08	2.60	2.18	26.39

The Company is engaged in the business of City Gas Distribution (CGD) in India which involves distribution of gas from sources of supply to the end user customers. The CGD project is designed considering demand, supply and future requirements based on the facilities envisaged for CGD network in authorised areas for 25 years on the basis of authorization from Petroleum and Natural Gas Regulatory Board (PNGRB) to lay, build, operate or expand city or local natural gas distribution network. On the basis of demand projections, the CGD network is planned. Project execution plans are modulated on the basis of continuous ongoing expansion and all the projects are executed and expanded on ongoing basis as per rolling annual plan. Hence, it is considered that there is no project whose completion is overdue or has exceed its cost compared to its original plan.



Notes to Consolidated financial statements for the year ended on 31st March 2023

Note 5.3 RIGHT-OF-USE ASSETS

Right-of-use assets (Leases) as at 31st March 2023

(₹ in Crores)

Particulars	Gross Block			Amortization			Net Block			
	As at 1st April 2022	Additions	Disposal/ Termination Adjustment	Other Adjustments/ Reassessment	As at 31st March 2023	For the year	Disposal/ Termination Adjustment	Other Adjustments/ Reassessment	As at 31st March 2023	As at 31st March 2022
Land	157.09	9.31	2.42	0.04	164.02	4.46	0.12	-	147.39	144.80
Buildings	6.84	3.85	2.96	-	7.73	1.69	1.97	-	4.47	3.30
Plant and Equipments	31.31	-	-	-	31.31	2.09	-	-	23.24	25.33
Vehicles	94.89	20.58	1.78	-	113.69	21.10	0.80	-	83.29	84.79
Total	290.13	33.74	7.16	0.04	316.75	29.34	2.89	-	258.39	258.22

Right-of-use assets (Leases) as at 31st March 2022

(₹ in Crores)

Particulars	Gross Block			Amortization			Net Block			
	As at 1st April 2021	Additions	Disposal/ Termination Adjustment	Other Adjustments/ Reassessment	As at 31st March 2022	For the year	Disposal/ Termination Adjustment	Other Adjustments/ Reassessment	As at 31st March 2022	As at 31st March 2021
Land	124.15	3.62	0.33	29.65	157.09	5.87	0.20	0.33	144.80	117.86
Buildings	7.24	-	0.40	-	6.84	1.36	0.35	-	3.30	4.71
Plant and Equipments	31.31	-	-	-	31.31	2.09	-	-	25.33	27.42
Vehicles	26.21	77.56	8.88	-	94.89	15.60	8.88	-	84.79	22.83
Total	188.91	81.18	9.61	29.65	290.13	24.92	9.43	0.33	258.22	172.82

Note 5.3.1 – Other adjustment* in financial year 2021-22 includes change from freehold land to ROU assets (Lease hold land) ₹ 29.31 Crores. Consequent to this, effect of amortisation, which is not significant, is given in previous financial year.

Note 5.3.2 – The company has not carried out revaluation of ROU assets.



Notes to Consolidated financial statements for the year ended on 31st March 2023

Note 5.3 RIGHT-OF-USE ASSETS (continued.....)

Note 5.3.3 - Details of all the immovable properties (other than properties where the Company is the lessee and the lease agreements are duly executed in favor of the lessee) whose title deeds are not held in the name of the Company.

Title Deeds of Immovable Properties:

As on 31 March 2023:

Relevant line item in the Balance sheet	Description of item of property	Gross carrying value as on 31st March 2023	Title deeds held in the name of	Whether title deed holder is a promoter, director or relative of promoter/ director or employee of promoter/director	Property held since which date	Reason for not being held in the name of the Company	Disputed?
Right of use Assets (Leases)				Nil			

As on 31 March 2022:

Relevant line item in the Balance sheet	Description of item of property	Gross carrying value as on 31st March 2022	Title deeds held in the name of	Whether title deed holder is a promoter, director or relative of promoter/ director or employee of promoter/director	Property held since which date	Reason for not being held in the name of the Company	Disputed?
Right-of-use assets (Leases)- Land	Indian Red Cross Society, District branch, Bhathinda	₹ 3.45 Crores	Gujarat State Petronet Limited	Promoter	Business transfer agreement effective from 01.11.2021. (Refer Note 56)	Acquired through business transfer agreement effective from 01.11.2021. Transfer of name was under process.	No
	Survey no - 593 Village Sivian HB no. 72 Tehsil and District Bhathinda	₹ 0.81 Crores					
	Revenue Survey no. Khasra no. 51/4, 51/5, 51/6 and 51/7, Village - Fatehpur Rajputana, Tehsil Amritsar-1, District - Amritsar	₹ 1.60 Crores					

**Notes to Consolidated financial statements for the year ended on 31st March 2023****Note 6 NON- CURRENT FINANCIAL ASSETS : INVESTMENT IN EQUITY ACCOUNTED INVESTEE**

(₹ in Crores)

Particulars	As at 31st March 2023	As at 31st March 2022
Investments in equity shares carried at cost (fully paid)		
Unquoted Equity Shares		
25000 (Previous year: 25,000) Fully Paid up Equity Shares of ₹10 each of Guj Info Petro Limited	0.03	0.03
Add: Share of profit	32.34	29.64
Total	32.37	29.67
Extent of Holding	49.94%	49.94%
Place of business/ country of incorporation	India	India
Other information:-		
(a) Aggregate amount of quoted investments and market value thereof;	Nil	Nil
(b) Aggregate amount of unquoted investments; and	32.37	29.67
(c) Aggregate amount of impairment in value of investments.	Nil	Nil

Note 7 NON- CURRENT FINANCIAL ASSETS : INVESTMENTS

(₹ in Crores)

Particulars	As at 31st March 2023	As at 31st March 2022
Investments in equity shares accounted through OCI (fully paid)		
Unquoted Equity Shares		
2,00,00,000 (Previous year: 2,00,00,000) Fully Paid Up Equity Shares of ₹ 1 each of Gujarat State Petroleum Corporation Limited	30.38	22.36
200 (Previous year: 200) Fully Paid Up Equity Shares of ₹ 25 each of Kalupur Co Op Comm Bank Limited [₹ 5000 (Previous year ₹ 5000)]	0.00	0.00
Total	30.38	22.36

Figures INR 0.00 denotes amount less than INR 50,000/-

OTHER INFORMATION

(₹ in Crores)

Particulars	As at 31st March 2023	As at 31st March 2022
(a) Aggregate amount of quoted investments and market value thereof;	Nil	Nil
(b) Aggregate amount of unquoted investments; and	30.38	22.36
(c) Aggregate amount of impairment in value of investments.	Nil	Nil

Refer Note no. 45 for financial Instruments, fair value and measurements

Note 8 NON-CURRENT FINANCIAL ASSETS : LOANS

(₹ in Crores)

Particulars	As at 31st March 2023	As at 31st March 2022
Loan to Employees [Unsecured, considered good]	2.74	3.56
Total	2.74	3.56

Refer Note 45 for financial Instruments, fair value and measurements

Refer Note 20 on borrowings for details in terms of pledge of assets as security.

Refer Note 51 for Loans to Promoters, Directors, KMPs and Related parties

**Notes to Consolidated financial statements for the year ended on 31st March 2023****Note 9 NON- CURRENT FINANCIAL ASSETS : OTHERS****(₹ in Crores)**

Particulars	As at 31st March 2023	As at 31st March 2022
Security Deposits (Refer Note 9.1)		
To Related Parties [Unsecured, considered good]	104.25	79.96
To Others [Unsecured, considered good]	75.16	64.04
To Others [Credit impaired]	10.43	11.78
	189.84	155.78
Less: Allowance for bad and doubtful	(10.43)	(11.78)
Less :Security Deposits adjustment for amortised cost	(81.88)	(63.27)
Total Security Deposits	97.53	80.73
Receivable from employee [Unsecured, considered good]	0.39	0.54
Other Receivable [Considered Doubtful]	0.36	0.36
Less: Allowance for bad and doubtful	(0.36)	(0.36)
Total	97.92	81.27

Note no. 9.1: The Company has given refundable security deposits in form of fixed bank deposits to various project authorities to be held in their name and custody. It will be refunded after satisfactory completion of work. The company has therefore shown these fixed bank deposits amounting ₹ 51.09 Crores (Previous Year ₹ 38.66 Crores) and interest accrued on such fixed bank deposits ₹ 8.62 Crores (Previous Year ₹ 7.81 Crores), till they are in custody with project authorities as "Security Deposits" under the Note - "Non- Current Financial Assets : Others" in the balance sheet.

Refer Note 45 for financial Instruments, fair value and measurements

Refer Note 20 on borrowings for details in terms of pledge of assets as security.

Note 10 OTHER NON- CURRENT ASSETS**(₹ in Crores)**

Particulars	As at 31st March 2023	As at 31st March 2022
Capital advances		
Capital advances [Unsecured, considered good]	123.87	142.54
Capital advances [Credit Impaired]	2.78	3.63
	126.65	146.17
Less: Allowance for bad and doubtful	(2.78)	(3.63)
Total	123.87	142.54
Advance against expenses		
Other advances - [Unsecured, considered good]	0.07	1.30
Advance payment of income tax [Net of provisions] (Refer Note 30)	42.70	45.26
Prepaid Expenses	128.35	109.26
Balances with Government authorities for Litigations	18.49	18.11
Balances with Government authorities - VAT credit refundable	148.40	117.57
Deferred employee benefit cost	2.14	2.87
Other non-current assets	0.03	0.03
Total	464.05	436.94

Refer Note 48 for Related party balances

Refer Note 20 on borrowings for details in terms of pledge of assets as security.

Note 11 INVENTORIES**(₹ in Crores)**

Particulars	As at 31st March 2023	As at 31st March 2022
Natural Gas	16.92	14.16
Stores and spares	41.37	39.23
Deferred delivery-Natural Gas (Goods in transit)	2.89	-
Total	61.18	53.39

For Valuation- Refer note 2(I)

Refer Note 20 on borrowings for details in terms of pledge of assets as security.

**Notes to Consolidated financial statements for the year ended on 31st March 2023****Note 12 CURRENT FINANCIAL ASSETS : TRADE RECEIVABLES****(₹ in Crores)**

Particulars	As at 31st March 2023	As at 31st March 2022
Trade Receivables (A)		
Trade Receivables considered good - Secured	245.56	271.80
Trade Receivables considered good - Unsecured (Backed by Bank guarantee)	485.08	430.07
Trade Receivables considered good - Unsecured (Others)	156.47	153.88
Trade Receivables - credit impaired	19.74	13.64
Total	906.85	869.39
Less: Allowance for bad and doubtful	19.74	13.64
Total (A)	887.11	855.75
Unbilled Revenue (B)	134.04	74.30
Total (A+B)	1,021.15	930.05

Refer Note 45 for financial Instruments, fair value and measurements

Refer Note 48 for Related party balances

Refer Note 20 on borrowings for details in terms of pledge of assets as security.

Note 12.1 Trade Receivable ageing schedule:**As on 31 March 2023:****(₹ in Crores)**

Particulars	Outstanding for following period from due date of payment							Total
	Unbilled	Not Due	Less than 6 months	6 months- 1 year	1-2 years	2-3 years	More than 3 years	
(i) Undisputed Trade Receivables - Considered good	-	796.93	75.06	3.85	1.14	0.34	0.78	878.10
(ii) Undisputed Trade Receivables - which have significant increase in credit risk	-	-	-	-	-	-	-	-
(iii) Undisputed Trade Receivables - Credit Impaired	-	3.32	3.75	2.77	1.24	0.40	1.26	12.74
(iv) Disputed Trade Receivables - Considered Good	-	0.05	3.30	0.85	1.05	0.80	2.96	9.01
(v) Disputed Trade Receivables - which have significant increase in credit risk	-	-	-	-	-	-	-	-
(vi) Disputed Trade Receivables - Credit Impaired	-	-	0.36	1.07	1.23	0.77	3.57	7.00
(vii) Unbilled	134.04	-	-	-	-	-	-	134.04
Total	134.04	800.30	82.47	8.54	4.66	2.31	8.57	1,040.89
Less: Allowance for bad and doubtful								
(viii) Allowance for doubtful - Undisputed Trade receivables	-	(3.32)	(3.75)	(2.77)	(1.24)	(0.40)	(1.26)	(12.74)
(ix) Allowance for doubtful - Disputed Trade receivables	-	-	(0.36)	(1.07)	(1.23)	(0.77)	(3.57)	(7.00)
Net Trade Receivables	134.04	796.98	78.36	4.70	2.19	1.14	3.74	1,021.15



Notes to Consolidated financial statements for the year ended on 31st March 2023

Note 12.1 Trade Receivable ageing schedule(continued.....):

As on 31 March 2022:

(₹ in Crores)

Particulars	Outstanding for following period from due date of payment							Total
	Unbilled	Not Due	Less than 6 months	6 months-1 year	1-2 years	2-3 years	More than 3 years	
(i) Undisputed Trade Receivables - Considered good	-	739.39	102.54	5.14	2.08	0.62	1.22	850.97
(ii) Undisputed Trade Receivables - which have significant increase in credit risk	-	-	-	-	-	-	-	-
(iii) Undisputed Trade Receivables - Credit Impaired	-	1.50	2.79	1.14	0.95	0.35	1.92	8.65
(iv) Disputed Trade Receivables - Considered Good	-	0.05	0.93	0.30	0.56	0.54	2.39	4.77
(v) Disputed Trade Receivables - which have significant increase in credit risk	-	-	-	-	-	-	-	-
(vi) Disputed Trade Receivables - Credit Impaired	-	0.00	0.20	0.35	0.68	0.61	3.14	4.99
(vii) Unbilled	74.30	-	-	-	-	-	-	74.30
Total	74.30	740.93	106.46	6.93	4.27	2.13	8.67	943.69
Less: Allowance for bad and doubtful								
(viii) Allowance for doubtful - Undisputed Trade receivables	-	(1.50)	(2.79)	(1.14)	(0.95)	(0.35)	(1.92)	(8.65)
(ix) Allowance for doubtful - Disputed Trade receivables	-	(0.00)	(0.20)	(0.35)	(0.68)	(0.61)	(3.14)	(4.99)
Net Trade Receivables	74.30	739.43	103.47	5.44	2.63	1.17	3.61	930.05

Note 13 CURRENT FINANCIAL ASSETS : CASH AND CASH EQUIVALENTS

(₹ in Crores)

Particulars	As at 31st March 2023	As at 31st March 2022
(a) Balance with banks Balance in bank account [with Sweep -In deposit facility]	48.52	18.17
(b) Balance with financial Institutions Deposits with original maturity of three months or less Intercompany deposits/ Liquid deposits with Gujarat State Financial Services Ltd	624.76	-
(c) Cash on hand	1.42	1.61
Total	674.70	19.78

Refer Note 45 for financial Instruments, fair value and measurements

Refer Note 48 for Related party balances

Refer Note 20 on borrowings for details in terms of pledge of assets as security.

Note 14 CURRENT FINANCIAL ASSETS : OTHER BANK BALANCES

(₹ in Crores)

Particulars	As at 31st March 2023	As at 31st March 2022
Earmarked balances in unclaimed dividend accounts (Refer Note 14.1)	1.35	1.52
Earmarked balances in CSR account	4.91	-
Margin money or security against borrowings & guarantees	0.02	0.02
Total	6.28	1.54

Note 14.1 : The balances in dividend accounts are not available for use by the Company and the money remaining unpaid will be deposited in the Investor Protection and Education Fund after the expiry of 7 years from the date they became due for payment. No amount is due at the end of the period for credit to Investor Protection and Education fund.

Refer Note 45 for financial Instruments, fair value and measurements

Refer Note 20 on borrowings for details in terms of pledge of assets as security.

**Notes to Consolidated financial statements for the year ended on 31st March 2023****Note 15 CURRENT FINANCIAL ASSETS : LOANS****(₹ in Crores)**

Particulars	As at 31st March 2023	As at 31st March 2022
Loans to employees [Unsecured, considered good]	3.84	2.91
Total	3.84	2.91

Refer Note 20 on borrowings for details in terms of pledge of assets as security.

Refer Note 45 for financial Instruments, fair value and measurements

Refer Note 51 for Loans to Promoters, Directors, KMPs and Related parties

Note 16 CURRENT FINANCIAL ASSETS : OTHERS**(₹ in Crores)**

Particulars	As at 31st March 2023	As at 31st March 2022
Other Bank Balances	-	2.22
Unbilled Receivables-Other Income	0.46	0.99
Insurance claim receivable	0.07	0.05
Staff - Employee Advance	0.02	-
Receivable from employees	0.32	0.65
Other receivables [Unsecured, considered good]:-		
From Related parties	0.49	6.25
From Others	8.50	8.86
Total	9.86	19.02

Refer Note 20 on borrowings for details in terms of pledge of assets as security.

Refer Note 45 for financial Instruments, fair value and measurements

Refer Note 48 for Related party balances

Note 17 CURRENT ASSETS : OTHERS**(₹ in Crores)**

Particulars	As at 31st March 2023	As at 31st March 2022
Advances for expenses		
To Related parties [Unsecured, considered good]	15.62	-
To Others [Unsecured, considered good]	10.56	10.79
Advances for expenses [Credit Impaired]	0.13	-
	26.31	10.79
Less: Allowance for bad and doubtful	(0.13)	-
Total	26.18	10.79
Prepaid Expenses	30.62	27.78
Prepaid Expenses-CSR	0.28	-
Indirect Tax credit receivable (Excise, VAT, GST etc.)	23.34	29.18
Balances with Government authorities - VAT credit refundable	120.06	292.46
Deferred employee benefit cost	1.70	3.13
Total	202.18	363.34

Refer Note 20 on borrowings for details in terms of pledge of assets as security.

Refer Note 45 for financial Instruments, fair value and measurements

Refer Note 48 for Related party balances

**Notes to Consolidated financial statements for the year ended on 31st March 2023****Note 18: SHARE CAPITAL****Note 18.1****Authorised, issued, subscribed, fully paid up share capital****(₹ in Crores)**

Particulars	As at 31st March 2023		As at 31st March 2022	
	No. of shares	Amount	No. of shares	Amount
Authorised				
Equity Shares of ₹ 2 each	8,67,55,00,000	1,735.10	8,67,55,00,000	1,735.10
7.5% Redeemable preference Shares of ₹ 10 each	1,70,00,000	17.00	1,70,00,000	17.00
Preference shares of ₹ 10 each	50,00,000	5.00	50,00,000	5.00
Issued, Subscribed and Paid up				
Equity Shares of ₹ 2 each (fully paid-up)	68,83,90,125	137.68	68,83,90,125	137.68
Total	68,83,90,125	137.68	68,83,90,125	137.68

Note 18.2 Reconciliation of shares outstanding at the beginning and at the end of the reporting period (₹ in Crores)

Particulars	As at 31st March 2023		As at 31st March 2022	
	No. of Shares	Amount	No. of Shares	Amount
	Equity Shares of ₹ 2 each fully paid		Equity Shares of ₹ 2 each fully paid	
Shares outstanding at the beginning of the period	68,83,90,125	137.68	68,83,90,125	137.68
Add: Shares issued during the period	-	-	-	-
Less: Changes during the period	-	-	-	-
Shares outstanding at the end of the period	68,83,90,125	137.68	68,83,90,125	137.68

Note 18.3**Terms/ rights attached to equity shares**

The company has only one class of equity shares having a face value of ₹ 2 per share (previous year ₹ 2 each). Each holder of equity shares is entitled to one vote per share. The company declares and pays dividends in Indian rupees. The dividend proposed by the Board of Directors is subject to the approval of the shareholders in the ensuing Annual General Meeting.

In the event of liquidation of the company, the holders of equity shares will be entitled to receive residual assets of the company. The distribution will be in proportion to the number of equity shares held by the shareholders.

Note 18.4**Share holding by prescribed entities**

Out of Equity shares issued by the company, shares held by its holding company and their subsidiaries and associates are as under:

(₹ in Crores)

Share Holder (Nature of Relationship)	As at 31st March 2023		As at 31st March 2022	
	No. of Equity Shares of ₹ 2 each fully paid	Amount	No. of Equity Shares of ₹ 2 each fully paid	Amount
(i) Gujarat State Petronet Limited (current year :- Holding Company and previous year :- Holding Company)	37,28,73,995	74.57	37,28,73,995	74.57
(ii) Gujarat State Energy Generation Limited (current year :- Associate of ultimate Holding Company and previous year :- Associate of Intermediate Holding Company)	13,32,235	0.27	13,32,235	0.27
(iii) Gujarat State Fertilizers and Chemicals Limited (current year :- NA and previous year :- Associate of Ultimate Holding Company)*	-	-	4,69,14,475	9.38
(iv) Gujarat Alkalies & Chemicals Limited (current year :- NA and previous year :- Associate of Ultimate Holding Company)*	-	-	2,13,15,785	4.26
(v) Gujarat Narmada Valley Fertilizers & Chemicals Limited (current year :- NA and previous year :- Associate of Ultimate Holding Company)*	-	-	2,66,445	0.05

**Notes to Consolidated financial statements for the year ended on 31st March 2023**

*During the financial year 2022-23, there has been change in shareholding of Gujarat State Petroleum Corporation Limited (GSPC) in lieu of which Gujarat State Investment Limited (GSIL) ceased to be holding company of GSPC w.e.f 19th October 2022. Consequently, GSIL has ceased to be Ultimate Holding company of Gujarat Gas Limited and GSPC has become ultimate holding company of Gujarat Gas Limited. Accordingly, equity shares held by Associates of GSIL is not required to disclose as at 31st March 2023

Note 18.5**Shareholders holding more than 5 % of total share capital**

Name of Shareholders	As at 31st March 2023		As at 31st March 2022	
	No. of Shares	% of Holding	No. of Shares	% of Holding
	Equity Shares of ₹ 2 each fully paid		Equity Shares of ₹ 2 each fully paid	
Gujarat State Petronet Limited	37,28,73,995	54.17%	37,28,73,995	54.17%
Gujarat State Fertilizers and Chemicals Limited	4,69,14,475	6.82%	4,69,14,475	6.82%
Government of Gujarat	4,49,77,310	6.53%	4,49,77,310	6.53%

Note 18.6**Disclosures of Shareholding of Promoters - Shares held by the Promoters:**

Promoter name	Class of Shares	As at 31st March 2023		As at 31st March 2022		% Change during the year
		No. of Shares	% of total shares	No. of Shares	% of total shares	
Gujarat State Petroleum Corporation Limited	Equity	-	-	-	-	-
Gujarat State Petronet Limited	Equity	37,28,73,995	54.17%	37,28,73,995	54.17%	0.00%
Government of Gujarat	Equity	4,49,77,310	6.53%	4,49,77,310	6.53%	0.00%
Gujarat State Energy Generation Limited	Equity	13,32,235	0.19%	13,32,235	0.19%	0.00%
Total		41,91,83,540	60.89%	41,91,83,540	60.89%	

Note 18.7**Details of Bought back of shares, Bonus Shares and Shares issue without payment being received in Cash:**

The company has not bought back any equity shares, has not allotted any shares as fully paid up pursuant to contracts without payment being received in cash and has not allotted bonus shares during the period of five years immediately preceding the date of balance sheet. Further, there are no shares which are reserved for issue under options and contracts or commitments for the sale of shares or disinvestment.

Note 18.8**Proposed Dividend:**

The Board of Directors, in its meeting on 10th May, 2023, have proposed a final dividend of ₹ 6.65 per equity share (Face value of ₹ 2/- each) for the financial year ended on 31st March, 2023. The proposal is subject to the approval of shareholders at the Annual General Meeting and, if approved, would result in a cash outflow of ₹ 457.78 crores.

The Board of Directors, in its meeting on 10th May, 2022, had proposed a final dividend of ₹ 2.00 per equity share (Face value of ₹ 2/- each) for the financial year ended on 31st March, 2022. The proposal was approved by shareholders at the Annual General Meeting and this resulted in a cash outflow of ₹ 137.68 crores.

**Notes to Consolidated financial statements for the year ended on 31st March 2023****Note-19 OTHER EQUITY****(₹ in Crores)**

Particulars	As at 31st March 2023	As at 31st March 2022
(A) Reserves & Surplus		
General Reserve		
Opening Balance	2.72	2.72
Add/Less : Adjustment during the year	-	-
Closing Balance	2.72	2.72
Amalgamation and arrangement Reserve		
Opening Balance	879.59	879.59
Add/Less : Adjustment during the year	-	-
Closing Balance	879.59	879.59
Capital Reserve (Refer note 56)		
Opening Balance	(23.98)	(23.98)
Add/Less : Adjustment during the year	-	-
Closing Balance	(23.98)	(23.98)
Retained Earnings		
Opening balance	4,741.55	3,591.30
Add: Profit during the year	1,528.38	1,287.37
Remeasurement of post employment benefit obligation (net of tax)	2.14	0.56
Total	6,272.07	4,879.23
Less : Appropriations		
Distribution of ESOP trust fund	(1.04)	-
Dividend	(137.68)	(137.68)
Closing Balance	6,133.35	4,741.55
Total (A)	6,991.68	5,599.88
(B) Equity instrument through OCI		
Opening Balance	(107.63)	(109.75)
Add/Less : Change in fair value of equity instrument	8.02	2.62
Add/Less : Income tax relating to above item	(1.80)	(0.50)
Closing Balance (B)	(101.41)	(107.63)
Total other equity (A+B)	6,890.27	5,492.25

Nature and purpose of reserves :**General reserve**

The general reserve is used from time to time to transfer profits from retained earnings for appropriation purpose. As the general reserve is created by transfer from one component of equity to another and is not an item of other comprehensive income, items included in the general reserve will not be reclassified subsequently to profit and loss.

Amalgamation and Arrangement Reserve

The "Amalgamation and Arrangement Reserve", created pursuant to scheme of amalgamation and arrangement, is treated as free reserve based on the judgment of Honourable Gujarat High Court dated 18th April 2015 read with relevant other court decisions.

Retained Earnings

Retained earnings represents surplus / accumulated earnings of the company available for distribution to shareholders.

Capital Reserve

Capital Reserve not available for distribution of dividend and expected to remain invested permanently.

Negative capital reserve represents difference between the consideration and carrying amount of net assets/liabilities acquired as per business transfer agreement for transactions among entities under common control.

Equity instrument through OCI

The Company has elected to recognise changes in the fair value of certain investments in equity securities in other comprehensive income. These changes are accumulated within the Equity instrument through OCI reserve within equity.



Notes to Consolidated financial statements for the year ended on 31st March 2023

Note 20 NON-CURRENT FINANCIAL LIABILITIES: BORROWINGS

(₹ in Crores)

Secured borrowings	As at 31st March 2023		As at 31st March 2022	
	Non-Current	Current*	Non-Current	Current*
Term Loan from Banks (Refer Note 20.1)	-	-	390.97	86.95
Total secured borrowings	-	-	390.97	86.95

*For current maturities of long term borrowing amount disclosed under the head "Current Financial Liabilities: Borrowings" (Note 2.5) The Company does not have any defaults in repayment of loans and interest as at the reporting date.

Note 20.1 Term Loan from Banks

Name of Lender	Terms of repayment	Current Interest Rate \$	Maturity	As at 31st March 2023		As at 31st March 2022	
				Non-Current	Current	Non-Current	Current
From banks HDFC Bank Term Loan II #	NA (for Previous year: Quarterly Installment from March 2021 to September 2027)	NA	NA	-	-	390.97	86.95
Total				-	-	390.97	86.95

During this financial year 2022-23, Company made pre-payment of term loans (HDFC Bank Term Loan II) of ₹ 446.60 Crores out of internal accruals of the company.

\$ Interest rate is as on balance sheet date and interest on borrowing is payable on monthly basis.

Refer Note 45 for financial instruments; fair value measurements.

The details of security given for all loans are as under:

Type of Loan	As at 31st March 2023	As at 31st March 2022
Secured Borrowings	Not Applicable	For HDFC Bank RTL II: A first ranking pari passu charge over movable fixed assets (both present and future) of the Borrower (except any ROU, ROW, any immovable fixed assets, lease assets and all other assets which are not permitted to be transferred in the name of the Borrower and/or creation of charge is not permissible in favor of the Bank).
Guarantee by Directors or others	Not Applicable	None of the loan has been guaranteed by the directors or others
Loan from related party	Not Applicable	None of the loan has been taken from the related party(ies)

Note 20.2: The Company has obtained various borrowings from banks on basis of above security wherein submission of the quarterly returns/ statements of current assets is not required as per sanction letter.



Notes to Consolidated financial statements for the year ended on 31st March 2023

Note 21 LEASE LIABILITIES

(₹ in Crores)

Particulars	As at 31st March 2023		As at 31st March 2022	
	Non-Current	Current	Non-Current	Current
Lease Liabilities (Refer note 50)	123.93	28.39	125.33	22.45
Total	123.93	28.39	125.33	22.45

Note 22 NON-CURRENT PROVISIONS

(₹ in Crores)

Particulars	As at 31st March 2023	As at 31st March 2022
Provision for employee benefits (Refer note 47)		
Provision for Long service benefits	0.98	0.93
Provision for leave encashment	54.02	52.75
Provision for Superannuation	-	0.10
Total	55.00	53.78

Note 23 DEFERRED TAX LIABILITIES (Net)

(₹ in Crores)

Particulars	As at 31st March 2023	As at 31st March 2022
A. Deferred tax Liabilities		
Tax effect of items constituting :		
Property, plant and equipment & Intangible assets	909.08	858.81
Investments	6.19	4.39
Total - A	915.27	863.20
B. Deferred tax asset		
Tax effect of items constituting :		
Employee benefits	14.26	14.90
Provisions	30.57	18.14
Other items*	24.34	22.44
Total - B	69.17	55.48
Deferred tax Liabilities (Net) (A-B)	846.10	807.72

*Other items includes effects of Leases (IND AS 116), Deferred revenue (IND AS 115), financial instruments measurement etc.

(a) Deferred tax balances and movement for FY 2022-23

(₹ in Crores)

Particulars	As at 1st April 2022	Recognised in profit or loss		Recognised in OCI	Other Adjustments/ Capital reserve	As at 31st March 2023
		Restatement	Others			
Deferred tax Liabilities - Tax effect of items constituting :-						
Property, plant and equipment & Intangible assets	858.81		50.27	-	-	909.08
Investments	4.39		-	1.80	-	6.19
Total	863.20	-	50.27	1.80	-	915.27
Deferred tax asset - Tax effect of items constituting :-						
Employee benefits	14.90		0.14	(0.77)		14.26
Provisions	18.14		12.43	-		30.57
Other items	22.44		1.90	-		24.34
Total	55.48	-	14.47	(0.77)	-	69.17
Net deferred tax Liabilities	807.72	-	35.80	2.57	-	846.10



Notes to Consolidated financial statements for the year ended on 31st March 2023

Note 23 DEFERRED TAX LIABILITIES (Net)- Continued.....

(b) Deferred tax balances and movement for FY 2021-22

(₹ in Crores)

Particulars	As at 1st April 2021	Recognised in profit or loss		Recognised in OCI	Other Adjustments/ Capital reserve	As at 31st March 2022
		Restatement	Others			
Deferred tax Liabilities -						
Tax effect of items constituting -						
Property, plant and equipment & Intangible assets	834.34		24.47	-	-	858.81
Investments	3.90		-	0.50	-	4.39
Total	838.24	-	24.47	0.50	-	863.20
Deferred tax asset - Tax						
effect of items constituting -						
Employee benefits	13.28		1.81	(0.19)	-	14.90
Provisions	12.67		5.47	-	-	18.14
Other items	19.77		2.67	-	-	22.44
Total	45.72	-	9.95	(0.19)	-	55.48
Restatement of Previous year (Refer Note 56)*	-	(2.77)	-	-	-	-
Net deferred tax Liabilities	792.52	(2.77)	14.52	0.69	-	807.72

* Refer Note 56 for deferred tax asset created on account of business combination transactions

Notes:

The company offsets tax assets and liabilities if and only if it has a legally enforceable right to set off current tax assets and current tax liabilities and the deferred tax assets and deferred tax liabilities relate to income taxes levied by the same tax authority.

Significant management judgment is required in determining provision for income tax, deferred income tax assets and liabilities and recoverability of deferred income tax assets. The recoverability of deferred income tax assets is based on estimates of taxable income by each jurisdiction in which the relevant entity operates and the period over which deferred income tax assets will be recovered.

(c) Tax losses carried forward

Particulars	As at 31st March 2023	Expiry date	As at 31st March 2022	Expiry date
Expire	Nil	NA	Nil	NA
Never Expire	Nil	NA	Nil	NA

Note 24 OTHERS NON-CURRENT LIABILITIES

(₹ in Crores)

Particulars	As at 31st March 2023	As at 31st March 2022
Deferred Revenue (Refer Note 49)	71.08	68.83
Total	71.08	68.83

Note 25 CURRENT FINANCIAL LIABILITIES : BORROWING

(₹ in Crores)

Particulars	As at 31st March 2023	As at 31st March 2022
Current maturities of long term borrowings - (Refer Note 20):-		
Term Loan		
-From Banks (Secured)	-	86.95
Total (A)	-	86.95
Loans Repayable on demand (Unsecured)		
-From Banks (Bank Overdraft)	-	3.15
Total (B)	-	3.15
Total (A+B)	-	90.10

**Notes to Consolidated financial statements for the year ended on 31st March 2023**

The Company does not have any defaults in repayment of loans and interest as at the reporting date.

The Company has obtained unsecured working capital Overdraft facilities wherein submission of the quarterly returns/ statements of current assets is not applicable.

Refer Note 45 for financial Instruments, fair value and measurements

Note 26 CURRENT FINANCIAL LIABILITIES : TRADE PAYABLES**(₹ in Crores)**

Particulars	As at 31st March 2023	As at 31st March 2022
A. Total outstanding dues of micro enterprises and small enterprises - Trade payables others (Refer Note 44)	18.50	21.36
B. (i) Total outstanding dues of creditors other than micro enterprises and small enterprises:- Trade payables - Gas Purchase / Transmission	515.16	292.63
Trade payables - Others	60.63	32.69
	575.79	325.32
(ii) Unbilled dues	121.29	100.37
Subtotal (i+ii)	697.08	425.69
Total (A+B)	715.58	447.05

Refer Note 45 for financial Instruments, fair value and measurements

Refer Note 48 for Related party balances

Note 26.1 - Trade Payable ageing schedule:**As on 31 March 2023:****(₹ in Crores)**

Particulars	Outstanding for following period from due date of payment						Total
	Unbilled	Not Due	Less than 1 Year	1-2 years	2-3 years	More than 3 years	
(i) MSME	-	18.13	0.37	-	-	-	18.50
(ii) Others	-	558.01	13.74	0.32	0.08	0.27	572.42
(iii) Disputed dues - MSME	-	-	-	-	-	-	-
(iv) Disputed dues -Others	-	2.15	0.03	0.48	0.06	0.65	3.37
(v) Unbilled	121.29	-	-	-	-	-	121.29
Total	121.29	578.29	14.14	0.80	0.14	0.92	715.58

As on 31 March 2022:**(₹ in Crores)**

Particulars	Outstanding for following period from due date of payment						Total
	Unbilled	Not Due	Less than 1 Year	1-2 years	2-3 years	More than 3 years	
(i) MSME	-	21.07	0.29	-	-	-	21.36
(ii) Others	-	317.77	4.53	0.09	0.11	0.54	323.05
(iii) Disputed dues - MSME	-	-	-	-	-	-	-
(iv) Disputed dues -Others	-	1.48	-	-	0.12	0.66	2.26
(v) Unbilled	100.37	-	-	-	-	-	100.37
Total	100.37	340.33	4.83	0.09	0.23	1.20	447.05

**Notes to Consolidated financial statements for the year ended on 31st March 2023****Note 27 CURRENT FINANCIAL LIABILITIES : OTHERS****(₹ in Crores)**

Particulars	As at 31st March 2023	As at 31st March 2022
Capital creditors and other payables (Including retentions):-		
-Total outstanding dues of micro enterprises and small enterprises (Refer note 44)	74.86	90.03
-Total outstanding other than dues of micro enterprises and small enterprises	206.15	197.45
	281.01	287.48
Security Deposits from customers	1,394.49	1,326.45
Interest accrued on security deposits from customers	14.12	11.86
Security Deposit from customers towards MGO	151.24	151.85
Security Deposit from collection centres and others	5.15	4.82
Security Deposits from Suppliers	44.21	52.55
Unclaimed dividend (Refer Note 27.1)	1.35	1.52
Other current financial liabilities	6.29	5.43
Total	1,897.86	1,841.96

Refer Note 45 for financial Instruments, fair value and measurements.

Refer Note 48 for Related party balances.

Note 27.1: The balance with the bank for unpaid dividend is not available for use by the Company and the money remaining unpaid will be deposited in Investor Protection and Education Fund u/s 124(5) of Companies Act, 2013 after the expiry of seven years from the date of declaration of dividend. No amount is due at the end of the period for credit to Investors education and protection fund.

Note 28 CURRENT LIABILITIES : OTHERS**(₹ in Crores)**

Particulars	As at 31st March 2023	As at 31st March 2022
Advances from customer	77.35	30.33
Deferred Revenue (Refer Note 49)	11.70	10.59
Statutory dues payable (Includes Excise duty,VAT,GST,TDS,PF etc.)	28.61	35.11
Provision for CSR (Refer note 54)	16.35	4.40
Other Current Liabilities	0.15	0.26
Total	134.16	80.69

Note 29 CURRENT PROVISION**(₹ in Crores)**

Particulars	As at 31st March 2023	As at 31st March 2022
Provision for employee benefits (Refer note 47)		
Provision for gratuity	3.13	0.16
Provision for leave encashment	1.81	2.65
Provision for bonus & incentives	22.37	22.59
Provision for other employee benefits	0.07	3.12
Total	27.38	28.52

Note 30 CURRENT TAX LIABILITIES (NET)**(₹ in Crores)**

Particulars	As at 31st March 2023	As at 31st March 2022
Current income tax liabilities (Net of advance tax, TDS and TCS)	-	-
Total	-	-

INCOME TAX ASSETS AND LIABILITIES (NET)**Details of Income tax assets and income tax liabilities****(₹ in Crores)**

Particulars	As at 31st March 2023	As at 31st March 2022
(a) Income tax assets (Refer Note 10)	42.71	45.26
(b) Current income tax liabilities	-	-
Net Asset (a-b) (Refer Note 10)	42.71	45.26

**Notes to Consolidated financial statements for the year ended on 31st March 2023****Movement in income tax asset/(liability)**

(₹ in Crores)

Particulars	As at 31st March 2023	As at 31st March 2022
Net current income tax asset/(liability) at the beginning of the period	45.26	27.07
Movement during the year on account of :		
Income tax paid for the year	484.75	437.56
Provision for Income tax for the year (Refer Note 40(a))	(476.42)	(414.92)
Prior year tax paid /refund adjusted with tax / other items	12.44	(3.12)
Income tax refund received	(23.32)	(1.33)
Net current income tax asset/(liability) at the end of the period	42.71	45.26

Note 31 REVENUE FROM OPERATIONS

(₹ in Crores)

Particulars	For the year ended 31st March 2023	For the year ended 31st March 2022
Sale of Product (Including excise duty)		
Natural Gas	17,211.97	16,710.32
Other operating revenue		
Gas transmission / Compression Income (Including excise duty)	7.34	5.26
Yearly fees Income*	33.43	23.21
Take or Pay Income	23.60	21.90
Connection, Service and Fitting Income	25.56	24.64
Other Operating Income	4.26	2.02
	94.19	77.03
Total	17,306.16	16,787.35

*Refer note 2(f) of Significant Accounting policy

Note 32 OTHER INCOME

(₹ in Crores)

Particulars	For the year ended 31st March 2023	For the year ended 31st March 2022
Interest Income		
From Deposits with Banks/Financial Institutions*	25.06	14.67
From Customers on delayed payments	16.46	17.56
From Other financial assets at amortised cost (EIR)	1.21	0.99
Others (including interest on tax refunds Current year ₹ 8.69 Crores, Previous year ₹ Nil)**	9.21	0.58
Total	51.94	33.80
Dividend on Investments	0.00	0.00
Late payment charges	12.78	10.79
Provisions / liabilities no longer required written back	16.91	20.78
Profit on Lease termination / modification / reassessment (net)	0.44	-
Profit on sale as scrap and diminution in Capital Inventory (net)	0.74	1.03
Other Non-Operating Income	18.52	24.47
Total	101.33	90.87

*Includes interest Income on Security deposits in form of fixed/ liquid deposits with banks/ financial institutions

**Includes interest income on deposits, staff advances and employee loans

Figures INR 0.00 denotes amount less than INR 50,000/-.

**Notes to Consolidated financial statements for the year ended on 31st March 2023****Note 33 COST OF MATERIALS CONSUMED / PURCHASE OF STOCK IN TRADE**

(₹ in Crores)

Particulars	For the year ended 31st March 2023	For the year ended 31st March 2022
Natural Gas - Purchase	12,753.85	12,853.62
Gas Transportation Charges	525.23	582.51
Change in Deferred delivery of natural gas (GIT):-		
Add :- Opening balance	-	7.98
Less:- Closing balance	(2.89)	-
Net Change in Deferred delivery of natural gas (GIT)	(2.89)	7.98
Total	13,276.19	13,444.11

Note 34 CHANGES IN INVENTORIES OF NATURAL GAS

(₹ in Crores)

Particulars	For the year ended 31st March 2023	For the year ended 31st March 2022
Changes in inventories of finished goods, stock in trade and work in progress - Natural Gas		
Inventory at the beginning of the year	14.16	6.92
Less: Inventory at the end of the year	16.92	14.16
Total	(2.76)	(7.24)

Note 35 EMPLOYEE BENEFIT EXPENSE

(₹ in Crores)

Particulars	For the year ended 31st March 2023	For the year ended 31st March 2022
Salaries and Wages	160.96	153.19
Contribution to Provident and Other Funds- Gratuity(Refer note 47)	21.60	19.99
Leave Encashment & Other benefits	4.58	10.34
Staff Welfare Expenses	13.81	12.99
	200.95	196.51
Less: Amount capitalised during the period*	(5.37)	(5.63)
Total	195.58	190.88

*Salary & wages of employees directly involved in capital projects are capitalised in Property, plant and equipment (PPE).

Note 36 FINANCE COSTS

(₹ in Crores)

Particulars	For the year ended 31st March 2023	For the year ended 31st March 2022
Interest on Borrowings	12.99	35.27
Interest on Security Deposits & Others	15.97	13.45
Interest expenses on lease liability (Refer note 50)	9.83	7.25
Interest on Income Tax	1.56	0.85
Total	40.35	56.82

Note 37 DEPRECIATION AND AMORTISATION EXPENSE

(₹ in Crores)

Particulars	For the year ended 31st March 2023	For the year ended 31st March 2022
Depreciation of property, plant and equipment (Refer note 3.1)	374.46	338.02
Amortisation of intangible assets (Refer note 5.1)	24.46	21.97
Amortisation of ROU assets (Refer note 5.3)	29.34	24.92
Total	428.26	384.91

**Notes to Consolidated financial statements for the year ended on 31st March 2023****Note 38 OTHER EXPENSES****(₹ in Crores)**

Particulars	For the year ended 31st March 2023	For the year ended 31st March 2022
Consumption of Stores & Spares Parts	17.64	17.58
Power and Fuel	163.32	119.28
Repairs and Maintenance:		
- Buildings	1.83	2.47
- Plant and Machinery	276.79	237.13
- Others	15.80	13.45
Lease Charges-Others (Refer Note 38.1)	40.85	33.80
LCV/HCV Hiring, Operating and Maintenance Charges (Refer Note 38.1)	69.44	50.40
Franchisee and other Commission	56.86	45.69
Agency & Contract Staff Expenses	32.97	31.40
Legal and Professional Charges	23.74	32.01
ROW Running Charges	71.25	54.67
Loss on sale / write-off of Fixed Assets (net)	3.26	1.49
Bank Charges	26.41	24.86
Billing and Collection Expenses	13.57	11.39
Vehicles Expenses	6.66	6.61
Office Expenses	8.77	9.32
Postage and Telephone Expenses	4.99	4.51
Allowance for Doubtful Trade Receivables/Advances/Deposits(net)	6.12	3.71
Business Promotion Expenses	6.17	3.63
Insurance	6.27	10.36
Rates, taxes and duties	1.88	1.41
Travelling and Conveyance	1.74	0.98
Stationery and Printing Expenses	2.25	1.57
Corporate Social Responsibility Expenses (Refer Note no. 54)	31.03	23.54
Payment to Auditors (Refer Note 38.2)	0.34	0.32
Diminution in Capital Inventory/Loss on sale as scrap	0.88	2.74
Miscellaneous Expenses	7.56	7.84
Net loss on foreign currency transaction (Refer Note 38.3)	0.01	0.01
Total	898.40	752.17

Note 38.1

Leases charges-Others includes rental charges of all assets that have lease period of 12 month or less, rental charges of low value assets, variable lease payments and component of taxes of ROU lease charges.

LCV/HCV Hiring, Operating and Maintenance Charges includes non lease component viz. manpower, fuel cost, repair and maintenance and rental charges of LCV/HCV lease assets that have lease period of 12 month or less. (Refer note 50).

Note 38.2 Payment to Auditors**(₹ in Crores)**

Particulars	For the year ended 31st March 2023	For the year ended 31st March 2022
For Statutory Audit	0.34	0.32
For Out of pocket expenses	-	-
For Other services	0.00	0.00
Total	0.34	0.32

Figures INR 0.00 denotes amount less than INR 50,000/-.

Note 38.3 Net (gain) or loss on foreign currency transaction**(₹ in Crores)**

Particulars	For the year ended 31st March 2023	For the year ended 31st March 2022
Loss on foreign currency transaction	0.01	0.01
Gain on foreign currency transaction	0.00	0.00
Net (gain) or loss on foreign currency transaction	0.01	0.01

Figures INR 0.00 denotes amount less than INR 50,000/-.

**Notes to Consolidated financial statements for the year ended on 31st March 2023****Note 39 EXCEPTIONAL ITEMS**

(₹ in Crores)

Particulars	For the year ended 31st March 2023	For the year ended 31st March 2022
Exceptional item	-	11.90
Total	-	11.90

Note 39.1 Exceptional item in previous year pertains to payment of stamp duty with regards to the Business Transfer Agreement (BTA) & conveyance deed executed for transfer / purchase of City Gas Distribution (CGD) Business of Amritsar and Bhatinda Geographical Areas from Gujarat State Petronet Limited (a holding company) to the Company for cash consideration. (Refer Note 56)

Note 40 TAX EXPENSE**(a) Amounts recognised in statement of profit and loss**

(₹ in Crores)

Particulars	For the year ended 31st March 2023	For the year ended 31st March 2022
Income Tax Expenses		
Current Tax		
(a) Current income tax	476.42	414.92
(b) Short/(Excess) provision of income tax in respect of previous years	(13.03)	1.13
Total (A)	463.39	416.05
Deferred tax		
Deferred tax expense / (Income)- net:		
(a) In respect of current year, Origination and reversal of temporary differences	39.71	12.88
(b) Short/(Excess) provision of deferred tax in respect of previous years	(3.91)	(1.14)
Total (B)	35.80	11.74
Tax expense for the year (A+B)	499.19	427.79

(b) Reconciliation of effective tax rate and tax expense with accounting profit

(₹ in Crores)

Particulars	For the year ended 31st March 2023	For the year ended 31st March 2022
Profit before tax	2,027.57	1,715.16
Tax using the Company's domestic tax rate (Current year 25.17% and Previous Year 25.17%)	510.30	431.67
Tax effect on account of:		
Expenses not deductible or disallowances for tax purposes - CSR, Interest u/s. 234B / 234C etc.	8.20	6.14
Other items	0.35	1.65
Impact of Long Term Capital Gain on Land	(1.99)	(8.53)
Tax impact on Losses of GSPL (Amritsar & Bhatinda GA) on account of restatement (Refer note 56)	-	(2.71)
Impact of low tax rate for DDT/ tax on share of profit of subsidiary and associate	(0.73)	(0.42)
Impact of (Excess)/Short provisions of earlier year taxes	(16.94)	(0.01)
Total	499.19	427.79

**Notes to Consolidated financial statements for the year ended on 31st March 2023****Note 41 STATEMENT OF OTHER COMPREHENSIVE INCOME****(₹ in Crores)**

Particulars	For the year ended 31st March 2023	For the year ended 31st March 2022
Items that will not be reclassified to profit or loss		
I. Equity Instruments through Other Comprehensive Income		
Fair value of unquoted investments - gain	8.02	2.62
Tax impact on unquoted investments	(1.80)	(0.50)
II. Remeasurement gains on defined employee benefit plans		
Actuarial gains	3.07	0.76
Tax impact on actuarial gains	(0.77)	(0.19)
Share of Other comprehensive income of equity accounted investee	(0.16)	(0.01)
Total of Items that will not be reclassified to profit or loss	10.93	3.37
Total Tax impact	(2.57)	(0.69)
Total	8.36	2.68

Note 42 EARNINGS PER SHARE (EPS)**EARNINGS PER EQUITY SHARE- FACE VALUE OF ₹ 2 EACH**

The following reflects the income and share data used in the basic and diluted EPS computations:

Particulars	For the year ended 31st March 2023	For the year ended 31st March 2022
Profit for the year (Profit attributable to equity shareholders (₹ in Crores))	1,528.38	1,287.37
Weighted average number of ordinary equity shares for Basic EPS (in Nos.)	68,83,90,125	68,83,90,125
Weighted average number of ordinary equity shares for Diluted EPS (in Nos.)	68,83,90,125	68,83,90,125
Face Value of equity share (₹)	2.00	2.00
Basic EPS (₹)	22.20	18.70
Diluted EPS (₹)	22.20	18.70

Note:- Basic EPS amounts are calculated by dividing the profit for the year attributable to equity holders of the Company by the weighted average number of Equity shares outstanding during the year. Diluted EPS amounts are calculated by dividing the profit attributable to equity holders of the Company by the weighted average number of Equity shares outstanding during the year plus the weighted average number of Equity shares that would be issued on conversion of all the dilutive potential Equity shares into Equity shares.

The Company does not have any outstanding dilutive potential equity shares. Consequently, the basic and diluted earnings per share of the Company remain the same.

Note 43 CONTINGENT LIABILITIES & CONTINGENT ASSETS**(A) CONTINGENT LIABILITIES****(₹ in Crores)**

Contingent liabilities (to the extent not provided for)	As at 31st March 2023	As at 31st March 2022
Contingent Liabilities		
(a) Contingent Liabilities - Statutory claims (Refer Note 43.1)		
Disputed statutory dues in respect of which Appeals are filed against / by the Company :		
(i) Excise Duty	17.97	18.90
(ii) Income Tax	8.26	4.40
(iii) Service Tax/ GST	47.29	41.13
Total	73.52	64.43
(b) Claims / Litigations against the company not acknowledged as debt (Refer Note 43.2)	482.18	459.01
Total	555.70	523.45



Notes to Consolidated financial statements for the year ended on 31st March 2023

The Group has reviewed all its pending claims, litigations and proceedings and has adequately provided for where provisions are required and disclosed as contingent liabilities where applicable, in its financial statements. The Group does not expect the outcome of these claims, litigations and proceedings to have a materially adverse effect on its financial position.

Note 43.1 - Disputed statutory dues in respect of which Appeals are filed against / by Group

The Group is contesting the demands and the management including its advisors believe that its position is likely to be upheld in the appellate process. No tax expense has been accrued in the financial statements for the tax demand raised. The management believes that the ultimate outcome of these proceedings will not have a material adverse effect on the Group's financial position and results of operations.

Note 43.2 - Claims / Litigations against the company not acknowledged as debt includes the following major matters:

- (i) UPL Limited (UPL) a customer of erstwhile Gujarat Gas Company Limited (GGCL) (now known as Gujarat Gas Limited) had filed a complaint before Petroleum and Natural Gas Regulatory Board (PNGRB) against erstwhile GGCL alleging charging of tariff illegally under the City Gas Network Distribution Agreement entered into between the parties and filed claim of approx. ₹ 76.98 Crores. The matter was decided against the company by PNGRB vide its Order dated 20.10.2014. The company had preferred an appeal at Appellate Tribunal for Electricity (APTEL) against the aforementioned PNGRB Order. APTEL has delivered final judgement on 10.03.2021 in favour of the Company by setting aside the aforementioned PNGRB Order, and has recorded that invocation of HAPI tariff by PNGRB for the negotiated arrangement between the parties was not only against the letter and spirit of regulations defining tariff zone but also tantamount to rewriting of contract. UPL has preferred an appeal before the Hon'ble Supreme Court of India against the order of APTEL dated 10.03.2021. Presently, the matter is pending before Hon'ble Supreme Court of India.
- (ii) One of the gas suppliers of the Company has submitted claims of ₹ 212.14 Crores (P. Y. ₹ 189.59 Crores), for use of allocated gas for other than specified purpose, related to FY 2013-14 to FY 2021-22 and no claim received from supplier for FY 2022-23. The company has refuted this erroneous claim and also there is no contractual provisions of the agreement executed with GGL that allow such claim. The management is of the firm view that the company is not liable to pay any such claim. The company has already taken up the matter with concerned party to withdraw the claim.
- (iii) The company has initiated an arbitration proceeding against one of the franchisees claiming compensation for loss of revenue. While replying to the claim, the said franchisee has also filed a counter claim of ₹ 177.14 Crores (P.Y. ₹ 177.14 Crores) against the company claiming compensation for various losses. The company has filed necessary rejoinder to the counter claim strongly refuting the same mainly on the grounds that the counter claims are wrong and without merits and as are not flowing from the same agreement under which the arbitral tribunal has been constituted. Currently arbitral proceedings of this matter is pending before the sole arbitrator.

Note 43.3 The following demands / Litigations / matters are not included in above

- (i) Erstwhile Gujarat Gas Company Limited and Erstwhile GSPC Gas Company Limited (Now collectively known as Gujarat Gas Limited "GGL") had signed Gas supply agreement with Gujarat State Petroleum Corporation Limited (GSPCL) for purchase of Re-gasified liquified natural gas (RLNG). As per the provision of said agreement, GGL has to pay interconnectivity charges to GSPCL for the supply and purchase of RLNG at Delivery point which is charged to GSPCL by their supplier i.e. PLL Off takers (GAIL India, BPCL, IOCL).

PGNRB had vide its order dated 13.09.2011 and the majority members of PNGRB (three member panel of Board) had vide its order dated 10.10.2011 held that GAIL had adopted Restrictive Trade Practices by blocking off direct connectivity to GSPCL and further, directed Respondents (PLL Off takers -GAIL India, BPCL, IOCL) to immediately give direct connectivity to GSPCL at Dahej Terminal.

The PLL Offtakers (GAIL) filed appeals against the said PNGRB orders before the Appellate Tribunal for Electricity (APTEL). On 23.02.2012 APTEL had issued an interim order for shifting the Delivery Point from GAIL-GSPL Delivery Point to GSPL-PLL Delivery Point. On 18.12.2013 APTEL issued its judgment and required GSPCL to pay the amount of the difference between ₹ 8.74/MMBTU (exclusive of Service Tax) - earlier connectivity charges and ₹ 19.83/MMBTU (Exclusive of Service Tax) - HVJ/DVPL Zone-1 tariff to GAIL for the period from 20th November 2008 to 29th February 2012.

GSPCL had filed an appeal against the APTEL's above referred judgment before Hon'ble Supreme Court of India (GSPCL vs. GAIL & Others, Civil Appeal No. 2473-2476 of 2014) and the Hon'ble Supreme Court of India had passed the Interim Order on 28th February 2014. The Court has stated that the ends of justice would be met if as a matter of interim arrangement, the appellant is directed to pay interconnectivity charges at the rate of ₹ 12.00 per MMBTU (exclusive of Taxes). The Company has already provided and paid interconnectivity charges at the rate of ₹ 12.00 per MMBTU (exclusive of Taxes).

GGL has not received any bill / demand note for the amount over and above ₹ 12.00 per MMBTU from supplier till date. As the final liability would only be determined post the final order of the court, quantification of any amount as contingent liability in the interim is inappropriate due to the uncertainty involved and hence the same is not mentioned / disclosed in the financial statement.

**Notes to Consolidated financial statements for the year ended on 31st March 2023**

- (ii) The Company deposited ₹ 464.78 crores on 12th June, 2013 into the escrow account ("named BG Asia Pacific Holdings Pte. Limited GSPC Distribution Networks Limited Escrow Account") opened with Citibank N.A., acting as the escrow agent, pursuant to the escrow agreement executed between the BG Asia Pacific Holdings Pte. Limited (the Seller), Gujarat Gas Limited (Formerly known as GSPC Distribution Networks Limited) (the Purchaser) and Citibank N.A. The Payment of said amount into Escrow Account was to be utilized to meet future tax withholding liability (if any) based on outcome of the applications to the Authority for Advance Rulings or otherwise to be remitted to BG Asia Pacific Holdings Pte. Limited (the Seller) directly.

The Company has received the ruling from the Hon'ble Authority for Advance Ruling ("AAR"), vide consolidated ruling order dated 25th February 2021 wherein the Hon'ble AAR has held that the transaction Price is not subject to any tax withholding in India and the Purchaser is not required to withhold tax since the capital gains is not subject to tax in India in view of Article 13(4) of the India Singapore Tax Treaty under India Singapore Double Tax Avoidance Agreement in the hands of the Seller. Pursuant to the ruling of the Hon'ble AAR and as per the terms of the Escrow Agreement, amount of Rs. 464.78 crores kept in Escrow Account had been remitted to the BG Singapore on 7th April 2021.

During the year, Commissioner of Income Tax (International Taxation) – 3 (CIT), has filed Civil Misc. Writ Petition against BG Singapore, challenging the AAR Ruling before the Hon'ble High Court of Uttarakhand at Nainital on 22.09.2021. CIT has also filed Impleadment /Amendment Application in Civil Misc. Writ Petition before the Hon'ble High Court of Uttarakhand at Nainital on 08.01.2022 for amendment of cause title of the petition and added Commissioner of Income Tax (IT & TP), Ahmedabad as Petitioner No. 2 and GGL as Respondent No. 2. Currently, the Impleadment /Amendment Application is in process for admission with Hon'ble High Court of Uttarakhand.

As per Share purchase agreement, the Seller had agreed to indemnify, defend and hold harmless the Purchaser from and against any Tax claim notice receives on or prior to the expiry of 10 years from the Closing date (i.e. up to 11th June, 2023) in respect of Seller's sale of shares to the Purchaser.

In view of this, there is remote possibility of any outflow in this matter and hence, the same has not been considered as Contingent Liability.

- (iii) The revision of Trade margin with the Oil Marketing Companies (OMCs namely IOCL, HPCL and BPCL) is pending from earlier years and is subject to mutual agreement between OMCs and the Company. In November 2021, the Ministry of Petroleum & Natural Gas (MoP&NG) issued an advisory pertaining to revised Trade margin and subsequently citing MoP&NG advisory, OMCs have started to claim revised Trade margin discounts & deductions in CNG sales bill payment made to the company. The Company has contested the decision of the OMCs in considering the revised trade margins without any mutual agreement with the Company.

Pending settlement, the liability is provided to the extent considered appropriate by the Company. No provision has been made for period earlier to the advisory.

- (iv) Two entities, who have been authorized by the Petroleum and Natural Gas Regulatory Board (PNGRB), have filed complaints against the Company before the PNGRB for claiming compensation with respect to the unauthorized development / operations of CGD infrastructure activities carried out by the Company in their authorised area. The Company has also filed a complaint against one of the entities before the PNGRB for unauthorized development / operations of CGD infrastructure in area authorised to the Company. Further, the Company has raised objections to the maintainability of the such complaints, which are yet to be determined by the PNGRB. The quantification of any liability is not ascertainable at this stage. However, the Company is hopeful of arriving at amicable resolution of the subject issues.

B) CONTINGENT ASSETS

- (i) The Company has raised claim of ₹ 43.08 crores (Previous year ₹ 43.08 crores) for net credit of natural gas pipeline tariff as per PNGRB Order with one of the suppliers and supplier is disputing company's claim and indicating for adjusting the partial claim of ₹ 30.72 crores (Previous year ₹ 30.72 crores) out of total claim ₹ 43.08 crores (Previous year ₹ 43.08 crores) against disputed liability for use of allocated gas other than specified purpose, against demand in earlier year (Refer Point 4.3.2 (ii) above).

- (ii) The Company has filed an appeal before the Appellate Tribunal for Electricity (APTEL) against the PNGRB order related to the matter held that the Gas Swapping Arrangement Guidelines of PNGRB is applied erroneously. APTEL has issued the order in favour of GGL. The said supplier has filed appeal at Hon'ble Supreme Court of India against the order of APTEL.

Presently, the matter is pending in Hon'ble Supreme Court of India. Currently, GGL is paying ₹ 19.83 per mmbtu as transmission charges for domestic gas being purchased and delivered by GAIL at one of the delivery points. If verdict is in favour of GGL, GGL will get refund of ₹ 229.12 Crores (Previous year ₹ 193.65 Crores) from December 2013 till March 2023 and the company shall be required to pass on the benefit to its customers as per relevant order of the Court.

- (iii) The Company is having other certain claims, litigations and proceedings which are pursuing through legal processes. The management believe that probable outcome in all such claims, litigations and proceedings are uncertain. Hence, the disclosure of such claims, litigations and proceedings is not required in the financial statements.

**Notes to Consolidated financial statements for the year ended on 31st March 2023****(C) COMMITMENTS****(₹ in Crores)**

Sr. No.	Commitments (to the extent not provided for)	As at 31st March 2023	As at 31st March 2022
1	Estimated amount of contracts remaining to be executed on capital account and not provided for	798.87	976.83
2	Estimated amount of contracts remaining to be executed on revenue account and not provided for	1,309.35	1,163.69
Total		2,108.22	2,140.52

Other commitments

- (i) All term contracts for purchase of natural gas with suppliers, has contractual volume off take obligation of "Take or Pay" (ToP) as specified in individual contracts. Quantification of ToP amount is dependent on various factors like actual purchase quantity, gas purchase prices of respective contract etc. As these factors are not predictable, ToP commitment amount is not quantifiable.
- (ii) The Company has been granted authorization for laying, building, operating and expanding CGD network in the total 27 geographical area under the Petroleum and Natural Gas Regulatory Board (Authorizing entities to lay, build, operate or expand city or local Natural Gas Distribution Networks) Regulation 2008, against which Company is required to complete Minimum Work Programme (MWP) target for development of CGD network under the terms of authorisation awarded by Petroleum and Natural Gas Regulatory Board (PNGRB). For this purpose, the Company had submitted performance bank guarantees (issued by banks on behalf of the Company) amounting to ₹ 6528.83 crores (previous year ₹ 6528.83 crores) to the Petroleum and Natural Gas Regulatory Board.

Note 44 DISCLOSURE AS REQUIRED BY THE MICRO, SMALL AND MEDIUM ENTERPRISES DEVELOPMENT ACT, 2006**(₹ in Crores)**

Sr. No.	Particulars	As at 31st March 2023	As at 31st March 2022
1	The principal amount outstanding as at the end of accounting year.		
	a) Trade payable	18.50	21.36
	b) Capital creditors	74.86	90.03
2	Principal amount due and remaining unpaid as at the end of accounting year.	-	-
3	Interest paid by the company in terms of section 16 of the Micro, Small and Medium Enterprises Development Act, 2006 (27 of 2006), along with the amount of the payment made to the supplier beyond the appointed day during accounting year.	-	-
4	Interest due and payable for the period of delay in making payment (which have been paid but beyond the appointed day during the year) but without adding the interest specified under the Micro, Small and Medium Enterprises Development Act, 2006.	-	-
5	Interest accrued and remaining unpaid at the end of accounting year (Refer Note below).	-	-
6	Further interest remaining due and payable even in the succeeding years, until such date when the interest dues as above are actually paid to the small enterprise, for the purpose of disallowance as a deductible expenditure under section 23 of the Micro, Small and Medium Enterprises Development Act, 2006.	-	-

Note: Note: No interest has been paid by the Company to the enterprises covered under Micro, Small and Medium Enterprises Development Act, 2006 according to the terms agreed with the enterprises.

The above information regarding micro, small and medium enterprises have been determined to the extent such parties have been identified on the basis of information available with the Company.

**Notes to Consolidated financial statements for the year ended on 31st March 2023****Note 45 FINANCIAL INSTRUMENTS (FAIR VALUE MEASUREMENTS) AND FINANCIAL RISK MANAGEMENT**

The Company has various financial assets and liabilities. The disclosures regarding the classification, fair value hierarchy, markets risk, credit risks and liquidity risks are as follows:

A. ACCOUNTING CLASSIFICATION AND FAIR VALUES

(₹ in Crores)

March 31, 2023	Carrying amount				Fair value#			
	FVTPL	FVTOCI	Amortised Cost	Total	Level 1 - Quoted price in active markets	Level -2 Significant observable inputs	Level 3 - Significant unobservable inputs	Total
Financial assets								
Investments	-	30.38	-	30.38	-	-	30.38	30.38
Financial assets measured at amortised cost								
Loans (Non-current)	-	-	2.74	2.74	-	-	-	-
Loans (Current)	-	-	3.84	3.84	-	-	-	-
Other financial assets (Non-current)	-	-	97.92	97.92	-	-	-	-
Other financial assets (Current)	-	-	9.86	9.86	-	-	-	-
Trade receivables	-	-	1,021.15	1,021.15	-	-	-	-
Cash and cash equivalents	-	-	674.70	674.70	-	-	-	-
Other bank balances	-	-	6.28	6.28	-	-	-	-
Total	-	30.38	1,816.49	1,846.87	-	-	30.38	30.38
Financial liabilities measured at amortised cost								
Non current borrowings	-	-	-	-	-	-	-	-
Current borrowings	-	-	-	-	-	-	-	-
Non current-Lease Liabilities	-	-	123.93	123.93	-	-	-	-
Current -Lease Liabilities	-	-	28.39	28.39	-	-	-	-
Non current financial liabilities- Others	-	-	-	-	-	-	-	-
Trade payables	-	-	715.58	715.58	-	-	-	-
Other financial liabilities	-	-	1,897.86	1,897.86	-	-	-	-
Total	-	-	2,765.76	2,765.76	-	-	-	-

**Notes to Consolidated financial statements for the year ended on 31st March 2023****Note 45 Financial Instruments (fair Value Measurements) And Financial Risk Management (continued...) (₹ in Crores)**

March 31, 2022	Carrying amount				Fair value			
	FVTPL	FVTOCI	Amortised Cost	Total	Level 1 - Quoted price in active markets	Level -2 Significant observable inputs	Level 3 - Significant unobservable inputs	Total
Financial assets								
Investments	-	22.36	-	22.36	-	-	22.36	22.36
Financial assets measured at amortised cost								
Loans (Non-current)	-	-	3.56	3.56	-	-	-	-
Loans (Current)	-	-	2.91	2.91	-	-	-	-
Other financial assets (Non-current)	-	-	81.27	81.27	-	-	-	-
Other financial assets (Current)	-	-	19.02	19.02	-	-	-	-
Trade receivables	-	-	930.05	930.05	-	-	-	-
Cash and cash equivalents	-	-	19.78	19.78	-	-	-	-
Other bank balances	-	-	1.54	1.54	-	-	-	-
Total	-	22.36	1,058.13	1,080.49	-	-	22.36	22.36
Financial liabilities measured at amortised cost								
Non current borrowings	-	-	390.97	390.97	-	-	-	-
Current borrowings	-	-	90.10	90.10	-	-	-	-
Non current-Lease Liabilities	-	-	125.33	125.33	-	-	-	-
Current -Lease Liabilities	-	-	22.45	22.45	-	-	-	-
Non current financial liabilities- Others	-	-	-	-	-	-	-	-
Trade payables	-	-	447.05	447.05	-	-	-	-
Other financial liabilities	-	-	1,841.96	1,841.96	-	-	-	-
Total	-	-	2,917.86	2,917.86	-	-	-	-

Fair Value Hierarchy of Financial Assets and Liabilities :

Fair value of financial assets and liabilities which are measured at amortised cost is not materially different from the carrying value (ie..amortised cost). Accordingly, the fair value has not been disclosed separately.

Level 1: Level 1 hierarchy includes financial instruments measured using quoted prices.

Level 2: The fair value of financial instruments that are not traded in an active market (for example, traded bonds, over-the-counter derivatives) is determined using valuation techniques which maximise the use of observable market data and rely as little as possible on entity-specific estimates. If all significant inputs required to fair value an instrument are observable, the instrument is included in level 2.

Level 3: If one or more of the significant inputs is not based on observable market data, the instrument is included in level 3. This is the case for unlisted equity securities included in level 3.

**Notes to Consolidated financial statements for the year ended on 31st March 2023****Note 45 Financial Instruments (fair Value Measurements) And Financial Risk Management (continued...)****B. MEASUREMENT OF FAIR VALUES****i) Valuation techniques and significant unobservable inputs**

The following tables show the valuation techniques used in measuring Level 2 and Level 3 fair values, as well as the significant unobservable inputs used.

Financial instruments measured at fair value - FVTOCI in unquoted equity shares

Valuation technique	Significant unobservable inputs	Inter-relationship between significant unobservable inputs and fair value measurement
<p>Market comparison technique: The valuation model is based on three approaches:</p> <p>1. Market approach : This approach uses information generated by market transactions of the Company being valued or the transactions of comparable companies. The following market-linked information may be used for determining valuation under this approach.</p> <ul style="list-style-type: none"> - Quoted price of the company being valued, - Past transaction value of the company being valued, - Listed comparable companies' trading multiples like price to earning ratio, enterprise value to earning before interest, tax, depreciation and amortisation, enterprise value to sales etc. - Transactions multiples for investment / M & A transaction of comparable companies. <p>The valuation arrived at based on the market approach reflects the current value of the Company perceived in the active market. However, as the valuation arrived at using market multiples is based on the past/current transaction or traded values of comparable companies/businesses, it may not reflect the possible changes in future trend of cash flows being generated by a business.</p>	<p>Comparable unobservable entity has been taken as a base for the valuation of unquoted equity shares and its management's own assumptions for arriving at a fair value such as projected cash flows used to value a business etc.</p> <p>As stated, highest priority is given to unadjusted quoted price of listed entities and lowest priority to non-market linked inputs such as future cash flows used in income approach.</p>	<p>The estimated fair value would increase (decrease) if:</p> <p>There is a change in pricing multiple owing to change in earnings of the entity.</p> <p>Considering the diverse asset and investment base of the Company with differing risk/return profiles, a sum of the parts approach has been adopted for the valuation. Under this method, the value of each distinct business / asset / investment has been arrived at separately and total value estimate for the Company presented as the sum of all its business / investments / assets.</p>
<p>2. Income approach : The income approach reflects present value of future cash flows. For valuing a business, the discounted cash flow (DCF) methodology is used under this approach. This methodology works on the premise that the value of a business is measured in terms of future cash flow streams, discounted to the present time at an appropriate discount rate. This method is used to determine the present value of business on a going concern assumption. The DCF technique recognizes the time value of money.</p> <p>The value of the firm is arrived at by estimating the Free Cash Flow to Firm (FCFF) and discounting the same at the Weighted Average Cost of Capital (WACC). FCFF is estimated by forecasting free cash flows available to the firm (which are derived on the basis of the likely future earnings of the company).</p>		
<p>3. Cost approach: The cost approach essentially estimates the cost of replacing the tangible assets of the business. The replacement cost takes into account the market value of various assets or the expenditure required to create the infrastructure exactly similar to that of a company being valued.</p>		

**Notes to Consolidated financial statements for the year ended on 31st March 2023****Note 45 Financial Instruments (fair Value Measurements) And Financial Risk Management (continued...)****ii) Transfers between Levels 1 and 2**

There have been no transfers between Level 1 and Level 2 during the reporting periods.

iii) Level 3 fair values

Movements in the values of unquoted equity instruments for the period ended 31st March 2023 and 31st March 2022 is as below: (₹ in Crores)

Particulars	Amount
As at 1 April 2021	19.74
Acquisitions/ (disposals)	-
Gains/ (losses) recognised in other comprehensive income	2.62
Gains/ (losses) recognised in statement of profit or loss	-
Closing Balance as at 31 March 2022	22.36
Acquisitions/ (disposals)	-
Gains/ (losses) recognised in other comprehensive income	8.02
Gains/ (losses) recognised in statement of profit or loss	-
Closing Balance as at 31 March 2023	30.38

Equity Instrument:- Fair value of investment in GSPC shares is based on Market approach, Income approach and cost approach.

Transfer out of Level 3

There were no movement in level 3 in either directions during the year ended 31st March 2023 and the year ended 31st March 2022. Ind AS 101 allows an entity to designate certain investments in equity instruments as fair valued through the OCI on the basis of the facts and circumstances at the transition date to Ind AS.

The Company has elected to apply this exemption for its investment in equity shares.

Sensitivity analysis

Based on the valuation report for investments in unquoted shares, the sensitivity as on 31st March 2023 is provided below.

(₹ in Crores)

Significant observable inputs	OCI	
	10% Increase	10% Decrease
Equity securities in unquoted investments measured through OCI		
Impact of variation in fluctuation in the market prices of subsidiary companies / Gas marketing business of investee company		
As on 31st March 2023	3.00	(3.00)
As on 31st March 2022	3.04	(3.04)

C. FINANCIAL RISK MANAGEMENT

The Company has exposure to the following risks arising from financial instruments:

- Credit risk;
- Liquidity risk; and
- Market risk

i. Risk management framework

The Company's Board of Directors has overall responsibility for the establishment and oversight of the Company's risk management framework.

The Company has a well-defined Risk Management framework for reviewing the major risks and has adopted a Business Risk Management Policy which also takes care of all the financial risks. Further, pursuant to the requirement of Regulation 21 of SEBI (Listing obligation and disclosure Requirements) Regulation, 2015, the company has constituted a Risk Management Committee inter - alia to monitor the Risk Management Plan of the Company.

Risk management policies and systems are reviewed regularly to reflect changes in market conditions and the Company's activities.

**Notes to Consolidated financial statements for the year ended on 31st March 2023****Note 45 Financial Instruments (fair Value Measurements) And Financial Risk Management (continued..)****ii. Credit risk**

Credit risk is the risk of financial loss to the Company if a customer or counterparty to a financial instrument fails to meet its contractual obligations, and arises principally from the Company's trade receivables from customers and security deposits.

The carrying amount of following financial assets represents the maximum credit exposure:

(a) Other financial assets

The company maintains its Cash and cash equivalents and deposits with banks / financial institutions having good reputation, good past track record and high quality credit rating and also reviews their credit-worthiness on an on-going basis.

(b) Trade and other receivables

The Company's exposure to credit Risk is the exposure that Company has on account of goods sold or services rendered to a contractual counterparty or counterparties, whether with collateral or otherwise for which the contracted consideration is yet to be received. The Company's customer base are Industrial, Commercial-Non Commercial, Domestic and CNG.

The Commercial and Marketing department has established a credit policy for each category of customer viz. industrial, domestic and commercial.

The Company raises the invoice for quantities sold based on periodicity as per the agreement. Sales are subject to security deposit and/or bank guarantee clauses to ensure that in the event of non-payment the company's receivables are secured. In case of short/non receipt of security deposit/or bank guarantee, the Company is exposed to credit risk to that extent.

For sales to domestic customers for household purposes like cooking, geyser application, etc., invoices are raised periodically. Security deposits along with connection deposits are taken for mitigation of potential credit risk arising in the event of non-payment of invoices. Company is exposed to credit risk beyond the value of deposits.

CNG sales made through operators of the CNG stations owned by the Company and CNG Franchises outlet are exposed to credit risk as amounts so collected is deposited/transferred in company bank account on next working day. Bank Guarantee / Security Deposit is taken to mitigate the credit risk. In case of short/non receipt of security deposit/or bank guarantee, the Company is exposed to credit risk to that extent.

For CNG sales made through Oil Marketing Companies (OMCs), the Company raises the invoice for quantities sold based on periodicity as per the agreement. The OMCs are well established companies viz. HPCL, BPCL, IOCL, Nayara Energy (e-Essar Oil Ltd.) where no significant credit risk is anticipated.

The Company provides for allowance for impairment that represents its estimate of expected losses in respect of trade and other receivables. All trade receivables are reviewed and assessed for default on regular basis. Our historical experience of collecting receivables, supported by the level of default, is that credit risk is low. Credit risk is considered high when the counterparty fails to make contractual payment within 180 days of when they fall due. The risk is determined by considering the business environment in which the company operates and other macro economic factors.

Assets are written off when there are no reasonable expectation of recovery such as debtor declaring bankruptcy or failing to engage in a repayment plan with the Company. Where receivables have been written off the company continues to engage in enforcement activity to attempt to recover the receivables. where recoveries are made, these are recognised in profit and loss.

The maximum exposure to credit risk for trade and other receivables by geographic region was as follows: (₹ in Crores)

Particulars	Carrying amount	
	31st March 2023	31st March 2022
India	906.85	869.39
Other regions	-	-
Total	906.85	869.39

Expected credit loss for Trade receivables under Simplified Approach

(₹ in Crores)

Particulars	Carrying amount	
	31st March 2023	31st March 2022
Neither past due nor impaired	800.30	740.94
Past due 1-180 days	82.47	106.46
Past due 181 to 365 days	8.54	6.93
Past due 366 to 1095 days	6.97	6.40
Greater than 1095 days	8.57	8.67
	906.85	869.39
Less: Expected credit losses (Allowance for bad and doubtful)	19.74	13.64
Carrying amount of Trade Receivable (net of impairment)	887.11	855.75

**Notes to Consolidated financial statements for the year ended on 31st March 2023****Note 45 Financial Instruments (fair Value Measurements) And Financial Risk Management (continued...)**

In addition to the historical pattern of credit loss, the Company has considered the likelihood of increased credit risk and consequential defaults considering emerging economic situations. The assessment is based on management estimates considering the nature of receivables and the market conditions.

Movement in Allowance for bad and doubtful Trade receivable**(₹ in Crores)**

Particulars	31-Mar-23	31-Mar-22
Opening Allowance for bad and doubtful Trade receivable	13.64	9.85
Add: Provision during the year	6.10	3.79
Less: Write off during the year	-	-
Closing Allowance for bad and doubtful Trade receivable	19.74	13.64

The impairment provisions above are based on management judgment / assumptions about risk of default and expected loss rates. The Company uses judgment in making these assumptions and selecting the inputs to the impairment calculation, based on the company's past history as well as forward looking estimates at the end of each reporting period.

(c) Security deposits

Company has given security deposit to various government authorities (like Municipal corporation, Nagarpalika, Grampanchayat, Road & building division and Irrigation department -of Govt. of Gujarat etc.) for the permission related to work of executing / laying pipeline network in their premises / jurisdiction. Being government authorities, the Company has no exposure to any credit risk.

Movement in Allowance for bad and doubtful Security deposits-Project authority**(₹ in Crores)**

Particulars	31-Mar-23	31-Mar-22
Opening Allowance for bad and doubtful Security deposits	11.78	13.38
Provision during the year	1.16	1.33
Recovery/Adjustment during the year	(2.51)	(2.93)
Write off during the year	-	-
Closing Allowance for bad and doubtful Security deposits	10.43	11.78

The impairment provisions for financial assets - Security Deposit as disclosed above are based on management judgment / assumptions about risk of performance default. The Company uses judgment in making these assumptions and selecting the inputs to the impairment calculation, based on the company's past history as well as forward looking estimates at the end of each reporting period.

iii. Liquidity risk

Liquidity risk is the risk that the Company will encounter difficulty in meeting the obligations associated with its financial liabilities that are settled by delivering cash or another financial asset. The Company's approach to managing liquidity is to ensure, as far as possible, that it will have sufficient liquidity to meet its liabilities when they are due, under both normal and stressed conditions, without incurring unacceptable losses or risking damage to the Company's reputation.

Management monitors rolling forecasts of the Company's liquidity position and cash and cash equivalents on the basis of expected cash flows. Short term liquidity requirements comprises mainly of trade payables arising in the normal course of business and is managed primarily through internal accruals and/or short term borrowings. Long term liquidity requirement is assessed by the management on periodical basis and managed through internal accruals as well as from undrawn borrowing facilities.

Financing arrangement

The Company had access to the following undrawn borrowing facilities at the end of the reporting period:

(₹ in Crores)

Particulars	31-Mar-23	31-Mar-22
Floating rate		
Expiring within one year (working capital, bank overdraft and other facilities)	1,257.47	557.47
Expiring beyond one year (working capital, bank overdraft and other facilities)	-	-
Total	1,257.47	557.47

**Notes to Consolidated financial statements for the year ended on 31st March 2023****Note 45 Financial Instruments (fair Value Measurements) And Financial Risk Management (continued...)****Exposure to liquidity risk**

The following are the remaining contractual maturities of financial liabilities at the reporting date. The amounts are gross and undiscounted, and include estimated interest payments and exclude the impact of netting agreements. (**₹ in Crores**)

31st March 2023	Carrying amount	Undiscounted Contractual cash flows				
		Total	Less than 12 months	1-2 years	2-5 years	More than 5 years
Non-derivative financial liabilities						
Non current borrowings	-	-	-	-	-	-
Non current-Lease Liabilities	185.62	185.62	-	35.09	66.80	83.73
Current Borrowings	-	-	-	-	-	-
Lease Liabilities	36.10	36.10	36.10	-	-	-
Trade and other payables	715.58	715.58	715.58	-	-	-
Other current financial liabilities	1,897.86	1,897.86	1,897.86	-	-	-
	2,835.16	2,835.16	2,649.54	35.09	66.80	83.73

(₹ in Crores)

31st March 2022	Carrying amount	Undiscounted Contractual cash flows				
		Total	Less than 12 months	1-2 years	2-5 years	More than 5 years
Non-derivative financial liabilities						
Non current borrowings	390.97	390.97	-	86.88	260.64	43.45
Non current-Lease Liabilities	189.52	189.52	-	30.07	74.73	84.72
Current Borrowings	90.10	90.10	90.10	-	-	-
Lease Liabilities	29.96	29.96	29.96	-	-	-
Trade and other payables	447.05	447.05	447.05	-	-	-
Other current financial liabilities	1,841.96	1,841.96	1,841.96	-	-	-
	2,989.56	2,989.56	2,409.07	116.95	335.37	128.17

- Other current financial liabilities include customer deposits which are considered repayable on demand.
- The gross inflows/(outflows) disclosed in the above table represent the contractual undiscounted cash flows relating to non-derivative financial liabilities held for risk management purposes and which are not usually closed out before contractual maturity.

iv. Market risk

Market risk is the risk that the fair value of future cash flows of a financial instrument will fluctuate because of changes in market prices. Market risk comprises three types of risk: interest rate risk, currency risk and other price risk, such as equity price risk. Financial instruments affected by market risk include loans and borrowings, deposits and FVTOCI investments.

a) Currency risk

The functional currency of the Company is Indian Rupee (₹). The Company's transactions are majorly denominated in INR and the quantum of the foreign currency transactions being immaterial, the company is not exposed to currency risk on account of payables and receivables in foreign currency. The company does not have any exports. Import amount to 0.95% (Previous Year 0.84%) of total consumption of stores and spares, this is not perceived to be a major risk.

b) Interest rate risk

Interest rate risk can be either fair value interest rate risk or cash flow interest rate risk. Fair value interest rate risk is the risk of changes in fair values of fixed interest bearing investments because of fluctuations in the interest rates. Cash flow interest rate risk is the risk that the future cash flows of floating interest bearing investments will fluctuate because of fluctuations in the interest rates.

On period under review the Company do not have any borrowings at fixed rate and has not entered into interest rate swaps for its exposure to long term borrowings at floating rate. (**₹ in Crores**)

Term loan	As at 31st March 2023	As at 31st March 2022
Non current - Borrowings	-	390.97
Current portion of Long term borrowings	-	86.95
Total	-	477.92

**Notes to Consolidated financial statements for the year ended on 31st March 2023****Note 45 Financial Instruments (fair Value Measurements) And Financial Risk Management (continued...)****Sensitivity analysis**

Profit or loss is sensitive to higher/lower interest expense from borrowings as a result of change in interest rates.

The Company does not account for any fixed-rate financial assets or financial liabilities at fair value through profit or loss, and the Company does not have any designate derivatives (interest rate swaps). Therefore, a change in interest rates at the reporting date would not affect profit or loss.

A reasonably possible change of 100 basis points in interest rates at the reporting date would have increased (decreased) Equity and Profit or Loss by the amount shown below: (₹ in Crores)

Particulars	Profit or (Loss)		Equity (net of tax)	
	100 bp Increase	100 bp decrease	100 bp Increase	100 bp decrease
As at 31st March 2023				
Non current - Borrowings	-	-	-	-
Current portion of Long term borrowings	-	-	-	-
Total	-	-	-	-
As at 31st March 2022				
Non current - Borrowings	(3.91)	3.91	(2.93)	2.93
Current portion of Long term borrowings	(0.87)	0.87	(0.65)	0.65
Total	(4.78)	4.78	(3.58)	3.58

c) Commodity Price Risk

Risk arising on account of fluctuations in price of natural gas is mitigated by ability to pass on the fluctuations in prices to customers over period of time. The company monitors movements in the prices closely on regular basis.

d) Equity Price Risk

The Company do not have any investment in quoted equity shares hence not exposed to equity price risk.

Note 46 CAPITAL MANAGEMENT

Total equity as shown in the balance sheet includes equity share capital, general reserves and retained earnings.

There are no interest bearing loans and borrowings by the Company as on 31st March 2023.

The Company's objectives when managing capital is to Safeguard their ability to continue as a going concern, so that they can continue to provide returns for shareholders and benefits for other stakeholders.

The Company's policy is to maintain a stable and strong capital structure with a focus on total equity so as to maintain investor, creditors and market confidence and to sustain future development and growth of its business. The Company will take appropriate steps in order to maintain, or if necessary adjust, its capital structure. The management monitors the return on capital as well as the level of dividends to shareholders.

The Company monitors capital using a ratio of 'adjusted net debt' to 'adjusted equity'. For this purpose, adjusted net debt is defined as total liabilities, comprising interest-bearing loans and borrowings, less cash and bank balances. Adjusted equity comprises all components of equity.

The Company's adjusted net debt to equity ratio is as follows.**(₹ in Crores)**

Particulars	As at 31st March 2023	As at 31st March 2022
Long term borrowings*	-	477.92
Total equity	7,027.95	5,629.93
Debt equity ratio	-	0.08
Long term borrowings*	-	477.92
Short term borrowings	-	3.15
Interest bearing borrowings	-	481.07
Less : Cash and bank balances	680.98	21.32
Adjusted net debt	-	459.75
Adjusted net debt to adjusted equity ratio	-	0.08

*There are no interest bearing loans and borrowings by the Company as on 31st March 2023.



Notes to Consolidated financial statements for the year ended on 31st March 2023

Note 47 DISCLOSURE OF EMPLOYEE BENEFITS

The Company has implemented Ind AS - 19 on "Employee Benefits".

(a) Contributions to Defined Contribution Plan, recognised as expense for the year are as under: (₹ in Crores)

Sr. No.	Particulars	For the Year ended 31st March 2023	For the Year ended 31st March 2022
(i)	Provident Fund	10.57	9.81
(ii)	National Pension Scheme	4.99	4.42

(b) Gratuity and Leave Encashment - Defined Benefit Plans (payable in future)

Provision has been made for gratuity and leave encashment (earned leave) as per actuarial valuation. The principal assumptions used in actuarial valuation and necessary disclosures are as below:

(₹ in Crores)

Sr. No.	Particulars	31st March 2023		31st March 2022	
		Gratuity	Leave Encashment	Gratuity	Leave Encashment
A.	Assumptions				
	Discount rate	7.50%	7.50%	7.00%	7.00%
	Rate of return on plan assets	7.50%	N.A.	7.00%	N.A.
	Salary Escalation	10.00%	10.00%	10.00%	10.00%
B.	Change in Defined Benefit Obligations				
	Liability at the beginning of the year	83.01	55.40	76.37	52.05
	Transfer in/(out) obligation	(0.04)	-	(0.07)	-
	Interest Cost	5.62	3.79	4.84	3.32
	Current Service Cost	6.25	3.88	6.09	3.98
	Benefits Paid	(5.20)	(4.05)	(3.17)	(3.03)
	Actuarial loss/ (gain) due to experience adjustment	(0.33)	0.55	4.40	3.36
	Actuarial (Gain) / Loss due to change in financial estimate	(4.82)	(3.73)	(5.45)	(4.28)
	Total Liability at the end of the year	84.48	55.83	83.01	55.40
C.	Change in Fair Value of plan Assets				
	Opening fair Value of plan assets	82.85	-	75.85	-
	Transfer in/(out) plan assets	(0.04)	-	(0.07)	-
	Expected return on plan assets	5.83	-	5.00	-
	Return on plan assets excluding amounts included in interest income	(2.08)	-	(0.29)	-
	Contributions by employer	-	-	5.52	-
	Benefits Paid	(5.20)	-	(3.17)	-
	Closing fair Value of plan assets	81.35	-	82.85	-
D.	Expenses Recognised in the statement of Profit and Loss				
	Current Service Cost	6.25	3.88	6.09	3.98
	Interest Cost	5.62	3.79	4.84	3.32
	Expected return on plan assets	(5.83)	-	(5.00)	-
	Actuarial (Gain) / Loss	(3.07)	(3.18)	(0.76)	(0.91)
	Expenses charged to Statement of Profit & Loss	2.97	4.48	5.16	6.38
E.	Balance Sheet Reconciliation				
	Opening Net Liability	0.16	55.40	0.52	52.05
	Employee Benefit Expense	6.04	4.48	5.93	6.38
	Amounts recognized in Other Comprehensive Income	(3.07)	-	(0.76)	-
	Contributions by employer	-	-	(5.52)	-
	Benefits Paid	-	(4.05)	-	(3.03)
	Closing Liability	3.13	55.83	0.16	55.40
F.	Current/Non-Current Liability :				
	Current*	3.13	1.81	0.16	2.65
	Non-Current	-	54.02	-	52.75

*The Company expects that total outstanding gratuity liability payable as on 31.03.2023 will be paid to the gratuity trust within next 12 months.

**Notes to Consolidated financial statements for the year ended on 31st March 2023****Note 47 DISCLOSURE OF EMPLOYEE BENEFITS (continued...)****(c) Amounts recognised in current year and previous four years****(₹ in Crores)**

Sr. No.	Particulars	As at 31st March 2023	As at 31st March 2022	As at 31st March 2021	As at 31st March 2020	As at 31st March 2019
A.	Gratuity					
	Present value of Defined Benefit Obligation	84.48	83.01	76.37	67.96	55.28
	Fair value of Plan Assets	81.35	82.85	75.85	56.19	47.91
	(Surplus) / Deficit in the plan	3.13	0.16	0.52	11.77	7.37
	Actuarial (Gain) / Loss on Plan Obligation	(4.82)	(5.45)	3.56	5.34	3.69
	Actuarial Gain / (Loss) on Plan Assets	(2.08)	(0.29)	1.98	(0.05)	(0.24)
B.	Earned Leave (Leave encashment)					
	Present value of Defined Benefit Obligation	55.83	55.40	52.05	45.54	39.71
	Actuarial (Gain) / Loss on Plan Obligation	(3.73)	(4.28)	2.83	4.16	3.10
C.	Long Service Award					
	Present value of Defined Benefit Obligation	1.05	1.00	0.97	0.89	0.81
	Actuarial (Gain) / Loss on Plan Obligation	-	-	-	-	-

(d) Sensitivity analysis

Reasonably possible changes at the reporting date to one of the relevant actuarial assumptions, holding other assumptions constant, would have affected the defined benefit obligation by the amounts shown below.

(₹ in Crores)

Particulars	As at 31st March 2023			
	Increase		Decrease	
	Gratuity	Leave Encashment	Gratuity	Leave Encashment
Discount rate (0.5% movement)	80.05	52.42	89.30	59.56
Salary growth rate (0.5% movement)	89.35	59.59	79.96	52.36
Withdrawal rate (W.R.) varied by 10 %	84.26	55.60	84.73	56.06

Particulars	As at 31st March 2022			
	Increase		Decrease	
	Gratuity	Leave Encashment	Gratuity	Leave Encashment
Discount rate (0.5% movement)	78.49	51.88	87.94	59.27
Salary growth rate (0.5% movement)	87.96	59.27	78.42	51.84
Withdrawal rate (W.R.) varied by 10 %	82.68	55.11	83.34	55.70

(e) Gratuity Benefits Plan:

The benefit is governed by the Payment of Gratuity Act, 1972 (as amended). The Key features are as under:

Features of the defined benefit plan	Remarks
Benefit offered	15 / 26 × Salary × Duration of Service
Salary definition	Basic Salary including Dearness Allowance (if any)
Benefit ceiling	No ceiling
Vesting conditions	5 years of continuous service (Not applicable in case of death / disability)
Benefit eligibility	Upon Death or Resignation / Withdrawal or Retirement
Retirement age	60 years

(i) Entity's responsibilities for the governance of the plan**Risk to the Plan**

Following are the risk to which the plan exposes the entity:

A. Actuarial Risk:

It is the risk that benefits will cost more than expected. This can arise due to one of the following reasons:

-Adverse Salary Growth Experience: Salary hikes that are higher than the assumed salary escalation will result into an increase in Obligation at a rate that is higher than expected.

-Variability in mortality rates: If actual mortality rates are higher than assumed mortality rate assumption than the Gratuity benefits will be paid earlier than expected. Since there is no condition of vesting on the death benefit, the acceleration of cash flow will lead to an actuarial loss or gain depending on the relative values of the assumed salary growth and discount rate.

**Notes to Consolidated financial statements for the year ended on 31st March 2023****Note 47 DISCLOSURE OF EMPLOYEE BENEFITS (continued...)**

-Variability in withdrawal rates: If actual withdrawal rates are higher than assumed withdrawal rate assumption than the Gratuity benefits will be paid earlier than expected. The impact of this will depend on whether the benefits are vested as at the resignation date."

B. Investment Risk:

For funded plans that rely on insurers for managing the assets, the value of assets certified by the insurer may not be the fair value of instruments backing the liability. In such cases, the present value of the assets is independent of the future discount rate. This can result in wide fluctuations in the net liability or the funded status if there are significant changes in the discount rate during the inter-valuation period.

C. Liquidity Risk:

Employees with high salaries and long durations or those higher in hierarchy, accumulate significant level of benefits. If some of such employees resign / retire from the company there can be strain on the cash flows.

D. Market Risk:

Market risk is a collective term for risks that are related to the changes and fluctuations of the financial markets. One actuarial assumption that has a material effect is the discount rate. The discount rate reflects the time value of money. An increase in discount rate leads to decrease in Defined Benefit Obligation of the plan benefits & vice versa. This assumption depends on the yields on the corporate / government bonds and hence the valuation of liability is exposed to fluctuations in the yields as at the valuation date.

E. Legislative Risk:

Legislative risk is the risk of increase in the plan liabilities or reduction in the plan assets due to change in the legislation / regulation. The government may amend the Payment of Gratuity Act thus requiring the companies to pay higher benefits to the employees. This will directly affect the present value of the Defined Benefit Obligation and the same will have to be recognized immediately in the year when any such amendment is effective.

- (ii) The company has participated in Group Gratuity Scheme Plan with Life Insurance Corporation of India (LIC), HDFC Life Insurance Co. Ltd, Aditya Birla Sun Life Insurance Co. Ltd, ICICI Prudential Life Insurance Co. Ltd, SBI Life Insurance Co. Ltd., Bajaj Allianz Life Insurance Company Ltd and Kotak Mahindra Life Insurance Co. Ltd (collectively referred as Insurance Co.) through Gratuity Trust to meet its gratuity liability. The present value of the plan assets represents the balance available at the end of the year. The total value of plan assets is as certified by the various Insurance Co.

- (a) Composition of the plan assets:

Particulars	31st March, 2023	31st March, 2022	31st March, 2021
Bank balance	0.00%	0.00%	0.00%
Policy of insurance	100.00%	100.00%	100.00%
Others	0.00%	0.00%	0.00%

- (b) The trustees of the plan have outsourced the investment management of the fund to an insurance company. The insurance company in turn manages these funds as per the mandate provided to them by the trustees and the asset allocation which is within the permissible limits prescribed in the insurance regulations. Due to the restrictions in the type of investments that can be held by the fund, it may not be possible to explicitly follow an asset-liability matching strategy to manage risk actively in a conventional fund.

- (c) Expected benefit payments for gratuity as on 31st March 2023.

Particulars	1-3 years	4-5 years	6 year & Above
Cash flow (₹ in Crores)	12.78	14.91	204.66
Distribution (in %)	5.50%	6.40%	88.10%

- (f) **Expected benefit payments as on 31st March 2023 for Privilege Leave encashment benefits.**

Particulars	1-3 years	4-5 years	6 year & Above
Cash flow (₹ in Crores)	6.19	8.02	162.49
Distribution (in %)	3.50%	4.60%	91.90%

- (g) **Other Notes:**

- (i) The expected rate of return on Plan Assets is determined considering several applicable factors, mainly the composition of Plan Assets held, assessed risks, historical results of return on Plan Assets and the Company's policy for the Plan Assets management.
- (ii) The actuarial valuation takes into account the estimates of future salary increases, inflation, seniority, promotion and other relevant factors such as supply and demand in the employment market. The management has relied on the overall actuarial valuation conducted by the actuary.

**Notes to Consolidated financial statements for the year ended on 31st March 2023****Note 47 DISCLOSURE OF EMPLOYEE BENEFITS (continued...)**

- (iii) The company has provided long service award benefits to its employees who completed 15/20/25 Years of employment with company. Long Service Awards are recognised as a liability based on actuarial valuation of the defined benefit obligation as at the balance sheet date. Accordingly, expenses of ₹ 0.10 Crores (previous year ₹ 0.10 Crores) has been charged to the Statement of Profit and Loss towards Long service awards. Company has recognised Current Liability of ₹ 0.07 Crores (Previous year ₹ 0.07 Crores) and Non- Current Liability of ₹ 0.98 Crores (Previous year ₹ 0.93 Crores) as at 31st March 2023 and Discount rate considered for current year is 7.50% (previous year 7%).
- (iv) The Company has provided ₹ Nil (previous year ₹ 3.85 Crores) during the year on account of death compensation benefits and current provision as on 31st March 2023 is Nil (previous year ₹ 3.05 Crores) as the Company has taken group life insurance policy during the year.
- (v) The Code on Social Security, 2020 ('Code') relating to employee benefits during employment and post-employment benefits received Presidential assent in September 2020. The Code has been published in the Gazette of India. However, the date on which the Code will come in to effect has not been notified.
The Company will assess the impact of the Code when it comes into effect and will record any related impact in the period when the Code becomes effective.
- (vi) Employee Stock Option Plan: There are no options outstanding as on 31st March 2023, 31st March 2022.

Note 48 RELATED PARTY TRANSACTIONS

As per the Indian Accounting Standard-24 on "Related Party Disclosures", list of parent & subsidiary of the Company are as follows.

(a) Parent Entity

Gujarat State Petroleum Corporation Limited (GSPC) -Ultimate Holding Company (w.e.f.,20th October,2022) & Intermediate Holding Company (upto 19th October, 2022)

Gujarat State Petronet Limited (GSPL) – Holding Company

Gujarat State Investment Limited (GSIL) – Ultimate Holding Company (Upto 19th October, 2022)

(b) Subsidiary / Associate / Enterprise Controlled by the Company

Guj Info Petro Limited- GIPL – Associate

Gujarat Gas Limited Employee Stock Option Welfare Trust – Enterprise controlled by the company

Gujarat Gas Limited Employees Group Gratuity Scheme – Enterprise controlled by the company

Related Party Transactions for the Year ended 31st March, 2023**(₹ in Crores)**

Sr. no.	Name of Related Party	Relationship	Nature of Transactions & Balances	For the year ended 31st March, 2023	For the year ended 31st March, 2022
1	Gujarat State Petroleum Corporation Limited - GSPC	Ultimate Holding Company (w.e.f. 20th October, 2022) Intermediate Holding Company (Upto 19th October, 2022)	Purchase of Natural Gas (NG)	11,299.90	13,769.21
			Rent Expense	0.00	0.00
			Brokerage Services for NG Trading	1.36	-
			Gas Transportation Charges	1.13	-
			Reimbursement of Expenses	0.77	0.69
			Recharge of Salary - Expense	0.89	0.63
			Sale of Natural Gas	17.98	-
			Income from Material sale	-	0.01
			Deposit Given - Paid / (Refund)	(0.02)	0.02
			Balance at period end		
			Amount Receivable/(Payable)	(307.51)	(212.27)
			Investment at Period end	30.38	22.36
			Deposits Asset / (Liability) - Net	-	0.02
			Bank Guarantee by GGL to GSPC	938.96	1,326.92
2	Gujarat State Petronet Limited - GSPL	Holding Company	Letter of Credit - by GGL to GSPC	391.58	-
			Gas Transmission Expense	451.68	542.13
			Purchase of Natural Gas	-	2.23
			Right of Way Expense - Exps / (Refund)	0.52	0.10
			Connectivity Charges	1.69	-
			Business Transfer- CGD Business of Amritsar & Bhatinda from GSPL to GGL	-	153.86
			Reimbursement of Expenses	0.34	0.28
			Dividend Paid	74.57	74.57
			Rent Expense	2.85	2.27
			Recharge of Salary - Expense	0.04	0.04
			Compression Charges	-	2.87
			Reimbursement of Deposit Receivable from Authorities	0.28	-
			O&M Charges - Income	0.05	0.04
			Rent - Income	0.03	0.03
Reimbursement of Expenses - Income	0.01	10.01			
Recharge of Salary - Income	1.08	1.03			



Notes to Consolidated financial statements for the year ended on 31st March 2023

Note 48 Related Party Transactions for the Year ended 31st March, 2023 (continued...)

(₹ in Crores)

Sr. no.	Name of Related Party	Relationship	Nature of Transactions & Balances	For the year ended 31st March, 2023	For the year ended 31st March, 2022
			Sale of Material - Income	-	0.23
			Deposit Given - Paid / (Refund) [Other than Connectivity]	0.44	(0.02)
			Deposit Given - Paid / (Refund) [For Connectivity]	12.00	4.00
			Supervision Charges -Income	-	0.01
			Interest On Late Payment	-	0.01
			Asset Purchase	8.05	-
			Balance at the period end		
			Amount Receivable/(Payable)	(23.36)	(19.36)
			Deposits Asset / (Liability) - Net [Other than Connectivity]	2.47	2.03
			Deposit (For Connectivity)	51.32	39.32
			Bank Guarantee - by GGL to GSPL	52.92	52.92
			Letter of Credit - by GGL to GSPL	0.10	0.10
3	Sabarmati Gas Limited - SGL	Associate of Holding Company	Gas Transportation Expense	0.76	0.68
			Compression Charges	3.54	1.70
			Supervision Charges Expense	-	0.04
			Gas Transportation Charges - Income	0.41	0.35
			Consulting Charges - Income	-	0.24
			Misc. Income	0.00	-
			Income from Material sale	1.68	0.78
			Deposit Given - Paid / (Refund)	(0.06)	0.04
			Balance at the period end		
			Amount Receivable/(Payable)	(0.12)	0.30
			Deposits Asset / (Liability) - Net	-	0.06
			Bank Guarantee - by GGL to SGL	0.20	0.16
4	Guj Info Petro Limited- GIPL	Associate	Web Development / Bandwidth Charges	0.00	0.02
			Software Maintenance Expenses	0.01	-
			Balance at the period end		
			Investment at Period end	0.03	0.03
5	Gujarat State Energy Generation Limited - GSEG	Associate of Ultimate Holding Company (w.e.f. 20th October, 2022) Associate of Intermediate Holding Company (Upto 19th October, 2022)	Dividend Paid	0.27	0.27
			Reimbursement of Expense	0.00	-
			Balance at the period end		
			Deposits Asset / (Liability) - Net	(0.10)	(0.10)
6	GSPL India Gasnet Limited - GIGL	Joint Venture of Holding Company	Rent Expenses	0.68	0.65
			Gas Transportation Expense	0.73	0.48
			Right of Way Expense (ROW)	0.01	0.09
			O&M Charges	0.64	0.07
			Deposit Given - Paid / (Refund) [Other than Connectivity]	(0.08)	0.14
			Deposit Given - Paid / (Refund) [For Connectivity]	12.00	10.15
			Interest Paid	0.00	-
			Balance at the period end		
			Amount Receivable/(Payable)	(0.03)	(0.04)
			Deposits Asset / (Liability) - Net [Other than Connectivity]	0.16	0.24
			Deposit (For Connectivity)	50.15	38.15
			Bank Guarantee - by GGL to GIGL	0.07	0.06

**Notes to Consolidated financial statements for the year ended on 31st March 2023****Note 48 Related Party Transactions for the Year ended 31st March, 2023 (continued...)****(₹ in Crores)**

Sr. no.	Name of Related Party	Relationship	Nature of Transactions & Balances	For the year ended 31st March, 2023	For the year ended 31st March, 2022
7	GSPL India Transco Limited - GITL	Joint Venture of Holding Company	Reimbursement of Exp -Income	-	0.00
			Rent Expenses	0.05	0.04
8	Gujarat State Fertilizers & Chemicals Limited	Associate of Ultimate Holding Company (Upto 19th October, 2022)	Rent Expenses	0.41	0.53
			Dividend Paid	9.38	9.38
			Maintainance Charges Paid	0.05	0.07
			Balance at the period end		
			Deposits Asset / (Liability) - Net	-	0.09
9	Gujarat Alkalies & Chemicals Limited	Associate of Ultimate Holding Company (Upto 19th October, 2022)	Dividend Paid	4.26	4.26
			Deposit Given / (Refund)	-	(0.02)
			Supervision Charges -Income	-	0.01
			Balance at the period end		
			Deposits Asset / (Liability) - Net	-	(0.04)
10	Gujarat Narmada Valley Fertilizers & Chemicals Limited	Associate of Ultimate Holding Company (Upto 19th October, 2022)	Rent Expenses	0.04	0.07
			Technology Services	0.06	0.14
			Dividend Paid	0.05	0.05
			Balance at the period end		
			Amount Receivable/(Payable)	-	(0.02)
11	Gujarat State Financial Services Limited - GSFS	Associate of Ultimate Holding Company (Upto 19th October, 2022)	Interest received - Income	7.25	12.22
			Deposit - Placed/Renewed	6,982.50	11,342.25
			Deposit - Withdrawn/Redeemed	6,233.00	11,603.25
			Balance at the period end		
			Amount Receivable/(Payable)	-	-
12	Gujarat Gas Limited Employees Group Gratuity Scheme	Enterprise controlled by the company	Gratuity Contribution Paid	-	5.36
13	Shri. Sanjeev Kumar, IAS - Managing Director (Upto 31st March 2023)	Key Managerial Personnel	Sitting Fees (deposited in Govt. Treasury Account) Nil (Previous Year - Nil) Out of Pocket Expenses - Nil (Previous Year - ₹ Nil)	-	-

Notes

1 The company deals on regular basis with entities (apart from Group Companies) directly or indirectly controlled by the State Government of Gujarat. Such entities are collectively referred as "Government related entities" and includes companies in which Government of Gujarat has majority shareholding, government authorities, agencies, affiliations and other organizations. Apart from transactions with its group companies, the Company has transactions with government related entities, including but not limited to the followings:

- Sale and Purchase of Natural Gas
- Investment, renewal & redemption of funds/deposits
- Interest income from investments in deposits
- Payment of Dividend
- Rendering and Receiving Services
- Payment of Rent
- Use of Public Utilities

Below are the details of significant transactions carried with Government Related Entities in FY 2022-23. In order to determine the level of significance of the transaction with Government Related Entities, threshold limits have been considered as prescribed in the definition of "Material Related Party Transaction" of GGL's "Policy on Materiality of Related Party Transactions and dealing with Related Party Transactions"

**Notes to Consolidated financial statements for the year ended on 31st March 2023****Note 48 Related Party Transactions for the Year ended 31st March, 2023 (Continued....)****(₹ in Crores)**

Particulars	Relationship	Nature of Transactions & Balances	For the Period 20th October 2022 to 31st March 2023
Gujarat State Financial Services Limited - GSFS	Government Related Entity (w.e.f 20th October 2022)	Interest received - Income	14.42
		Deposit - Placed/ Renewed	6,675.50
		Deposit - Withdrawn / Redemed	6,801.00
		Balance at the period end	
		Deposits Asset / (Liability) - Net	624.00

2 The company sells natural gas to domestic, commercial, industrial and CNG consumers. The above related party transaction do not include the transactions of Gas sales to the related parties in ordinary course of business, as all such transactions are done at arm's length basis. As per Para 11(c)(iii) of Ind AS-24 "Related Party Disclosures", normal dealings of Company with related parties by virtue of public utilities are excluded from the purview of Related Party Disclosures

3 In compliance to the provisions of Section 2(51) of Companies Act-2013, the following are the details of remuneration paid/payable to KMP - Chief Financial Officer & Company Secretary

(₹ in Crores)

Particulars	For the Year ended 31st March 2023	For the Year ended 31st March 2022
Shri. Nitesh Bhandari – Chief Financial Officer [Refere Note (i)] Short Term Benefits – ₹ 1.23 Crores (P.Y. ₹ 1.13 Crores) Post-Employment Benefits – ₹ 0.18 Crores (P.Y. ₹ 0.17 Crores)	1.41	1.30
Shri. Sandeep Dave – Company Secretary [Refere Note (ii)] Short Term Benefits – ₹ 0.59 Crores (P.Y. ₹ 0.46 Crores) Post-Employment Benefits – ₹ 0.09 Crores (P.Y. ₹ 0.08 Crores)	0.68	0.54

Notes:

(i) Remuneration does not include provision for leave encashment (provided in books as per actuarial valuation), mediclaim insurance, life insurance cover, etc which are extended for the company as a whole as per HR Policy and hence individual figures cannot be identified. Leave encashment paid during the year have been included in remuneration.

(ii) Remuneration breakup is based on the salary reimbursed to GSPC.

4 Details of Sitting Fees & Out of Pocket Expenses (in total) paid to Directors other than Managing Director

(₹ in Crores)

Sr. no.	Particulars	For the year ended 31st March 2023	For the year ended 31st March 2022
1.	Shri. Anil Mukim, IAS - Chairman # (upto 03.09.2021)	-	0.00
2.	Smt. Sunaina Tomar, IAS # (upto 05.07.2021)	-	0.00
3.	Dr. Manjula Subramaniam, IAS (Retd.) (upto 28.01.2022)	-	0.00
4.	Shri. Milind Torawane, IAS # (upto 30.12.2022)	0.02	0.02
5.	Shri. K. D. Chatterjee (upto 20.04.2022)	0.00	0.04
6.	Shri. Jal Patel (upto 20.04.2022)	0.00	0.03
7.	Prof. Piyush Kumar Sinha (upto 15.08.2021)	-	0.01
8.	Prof. Vishal Gupta (upto 15.08.2021)	-	0.01
9.	Prof. Yogesh Singh	0.01	0.01
10.	Shri Bhadresh Mehta	0.04	0.01
11.	Dr. Rajiv kumar Gupta, IAS # (upto 08.06.2022)	0.00	0.00
12.	Shri Pankaj Kumar, IAS # (upto 01.02.2023)	0.00	0.00
13.	Shri Balwant Singh, IAS (Retd.) (w.e.f., 20.04.2022)	0.03	-
14.	Dr. Rekha Jain (w.e.f., 20.04.2022)	0.02	-
15.	Shri Raj Kumar, IAS # (w.e.f. 21.07.2022)	0.00	-

Sitting fees payable to directors are deposited in Government Treasury Account

**Notes to Consolidated financial statements for the year ended on 31st March 2023****Note 48 Related Party Transactions for the Year ended 31st March, 2023 (Continued....)**

- 5 There has been change in shareholding of Gujarat State Petroleum Corporation Limited (GSPC) in lieu of which Gujarat State Investment Limited (GSIL) ceased to be holding company of GSPC w.e.f 19th October 2022. Consequently, GSIL has ceased to be Ultimate Holding company of Gujarat Gas Limited w.e.f. 19th October, 2022. Accordingly, related party transactions with Associates of GSIL have been reported till 19th October 2022.
- 6 All transactions with related parties were carried out in the ordinary course of business and at arm's length.
- 7 All transactions amount disclosed above are inclusive of tax.
- 8 Bank Guarantees, Letter of Credits provided to related parties are for routine business activity such as Gas procurement, Transmission and Compression service etc.
- 9 Deposits given/ received (other than investment made in GSFS) to related parties are for routine business activity
- 10 Figures INR 0.00 denotes amount less than INR 50,000/-

**Note 49 RECEIVABLES, CONTRACT ASSETS AND CONTRACT LIABILITIES
(WITH REFERENCE TO IND AS 115 - REVENUE FROM CONTRACTS WITH CUSTOMERS)****Revenue recognised in the statement of profit and loss:****Revenue from contracts with customers (refer note 31):**

Sale of Natural gas is the main activity of city gas distribution business and other operating income is incidental to sale of natural gas. Company sells and distributes natural gas in India.

Sale of natural gas includes excise duty but excludes VAT and GST collected from the customers on behalf of the Government. All the revenue mentioned above are earned by transfer of goods or services at a point of time.

Reconciliation of the amount of revenue recognised in the statement of Profit and Loss with the contracted price

(₹ in Crores)

Particulars	For the year ended 31st March 2023	For the year ended 31st March 2022
Revenue as per contracted price	17,364.76	16,814.40
Adjustments		
Provision for revenue contract price	(58.60)	(27.05)
Revenue from contract with customers	17,306.16	16,787.35

The following table provides information about receivables, contract assets and contract liabilities from contract with customers:

(₹ in Crores)

Sr. No.	Particulars	As at 31st March 2023	As at 31st March 2022
(i)	Receivables		
	Trade receivables	887.11	855.75
	Unbilled Revenue	134.04	74.30
	Total Trade receivables	1,021.15	930.05
(ii)	Current Financial Liabilities - Others (Contract liabilities)		
	Security Deposits from customers	1,394.49	1,326.45
	Security Deposit from customers towards MGO	151.24	151.85
	Interest accrued on security deposits from customers	14.12	11.86
	Total Current Financial Liabilities - Others (Contract liabilities)	1,559.85	1,490.16
(iii)	Contract liabilities (Current Liabilities - Others)		
	Advance from customers	77.35	30.33
	Total contract liabilities (Current Liabilities - Others)	77.35	30.33
(iv)	Deferred Revenue		
	Non Current	71.08	68.83
	Current	11.70	10.59
	Total Deferred Revenue	82.78	79.42
(v)	Income recognised during the year out of opening balance of deferred revenue	11.30	9.85

Contract asset is the right to consideration in exchange for goods or services transferred to the customer. Contract liability is the entity's obligation to transfer goods or services to a customer for which the entity has received consideration from the customer in advance. Contract assets (unbilled receivables) are transferred to receivables when the rights become unconditional and contract liabilities are recognised as and when the performance obligation is satisfied.

**Notes to Consolidated financial statements for the year ended on 31st March 2023****Performance obligations – Connection, Service and Fitting Income**

Connection charges from customers deferred over the period when the performance obligation is satisfied:

Industrial Customers: The performance obligations as per the contractual arrangement with the customer is to deliver gas over the tenure of the contract. Consequently, the connection charges is to be deferred over the contract period.

Domestic Customer: The connection charges is to be deferred over the period of delivery of gas. It is reasonably expected by the Company that the gas is procured by the customer and supplied by the Company on a perpetual basis. Consequently the connection charges are to be deferred over the useful life of the connection facility (i.e. 18 years).

Note 50 LEASES (Ind AS 116)

The Company has adopted Ind AS 116 'Leases', effective from 1st April, 2019, using modified retrospective approach.

50.1 The Company as a lessee

The Company has taken various assets on lease primarily consist of leases for land, buildings, vehicles and Plant & machinery. Under Ind AS 116, the Company recognises right-of-use assets and lease liabilities.

The weighted average incremental borrowing rate of 8.59% p.a. has been applied to lease liabilities recognised in the balance sheet at the date of initial application.

The likely weighted average incremental borrowing rate of 5.5 % to 8 % p.a. has been applied to lease liabilities recognised in the balance sheet during the year.

50.1.1 The Company used a number of practical expedients summarised here below:

- 1) Applied the exemption not to recognize right-of-use assets and liabilities for leases with less than 12 months of lease term on the date of initial application.
- 2) Applied the exemption not to recognize right-of-use assets and liabilities for leases of low value assets.

50.1.2 Nature of the lease transaction:**Land Leases –**

The Company has taken several plots of land on lease for setting up CNG, City Gas Station, CPRS/DPRS station and for site office purpose. The lease term mentioned in the agreements ranges from 11 months to 99 years. Lease agreements are renewable on mutually agreed terms and do not contain any non-cancellable period. In certain contacts, the Company is restricted from assigning and subletting the leased assets.

Building Leases –

The Company has taken various office/warehouse buildings on lease with monthly and annual payment terms. The lease term mentioned in the agreements ranges from 11 months to 9 years. Most of the agreements are renewable on mutually agreed terms, some of them are having non – cancellable period whereas few agreements are silent on renewal. In certain contacts, the Company is restricted from assigning and subletting the leased assets.

Other Leases

The Company has also taken various commercial vehicles, CNG Cascade, booster compressor and other equipments, IT equipment etc. on lease. The lease term mentioned in the agreements ranges from 6 months to 10 years. Some portion of the lease rentals is based on usage of the equipment considered as variable lease payment. Lease rentals include lease and non lease component viz. manpower, fuel cost, repair and maintenance etc. and only hiring portion is considered for ROU accounting.

50.1.3 The following is the carrying amounts of Company's Right of use assets and the movement in lease liabilities during the year ended March 31, 2023.

(₹ in Crores)

A	Particulars	Lease Assets*	
		FY 2022-23	FY 2021-22
	Gross Carrying Value		
	Opening balance	290.13	188.91
	Addition during the year	33.74	81.18
	Other adjustment/ Reassessment	0.04	29.65
	Deduction during the year	7.16	9.61
	Closing Balance (A)	316.75	290.13
	Accumulated amortization		
	Opening balance	31.91	16.09
	Addition during the year	29.34	24.92
	Other adjustment/ Reassessment	-	0.33
	Deduction during the year	2.89	9.43
	Closing Balance (B)	58.36	31.91
	Net Block (A-B)	258.39	258.22

* Refer note 5.3

**Notes to Consolidated financial statements for the year ended on 31st March 2023****Note 50 LEASES (continued...)****B. Movement in Lease liability with Current/Non current break up:-**

(₹ in Crores)

Particulars	Lease liabilities*	
	FY 2022-23	FY 2021-22
Opening balance	147.78	85.32
Addition during the year	33.74	81.18
Adjustment on account of reassessment /modification/termination	(4.66)	(0.17)
Add: Interest Expenses	9.83	7.25
Less: Payments	(34.36)	(25.80)
Closing Balance	152.32	147.78
Current	28.39	22.45
Non current	123.93	125.33

* Refer note 21

50.1.4 Amounts recognized in profit or loss

(₹ in Crores)

Particulars	For the year ended 31st March 2023	For the year ended 31st March 2022
Lease charges-Others* (Refer Note 38)	40.85	33.80
Interest expenses (Refer Note 36)	9.83	7.25
Depreciation charge for right-of-use assets (Refer Note 37)	29.34	24.92

*Leases charges-Others includes rental charges of all assets that have lease period of 12 month or less, remaining lease period of 12 months or less as on transition date, rental charges of low value assets, variable lease payments and component of taxes of ROU lease charges.

LCV/HCV Hiring, Operating and Maintenance Charges includes lease component viz. rental charges of LCV/HCV lease assets that have lease period of 12 month or less.

50.1.5 The total Cash outflow for ROU assets is ₹ 24.53 Crores (Previous year ₹ 18.55 Crores) for the year ended 31st March, 2023 (excluding interest).

50.1.6 Contractual maturity analysis of undiscounted lease liabilities is given below:

Maturity Analysis of lease liabilities (undiscounted):

(₹ in Crores)

Particulars	As at 31st March 2023	As at 31st March 2022
Less than one year	36.10	29.96
One to two years	35.09	30.07
two to five years	66.80	74.73
More than five years	83.73	84.72
Total	221.72	219.48

50.2 The Company as a lessor

The Company accounted for its leases in accordance with Ind AS 116.

Note 51 ADDITIONAL REGULATORY INFORMATION DISCLOSURES**Note 51.1 Loans and advances granted to specified person:****(A) Loans / Advance in the nature of loan - Repayable on Demand:**

(₹ in Crores)

Sr. No	Type of Borrowers	As on 31st March 2023		As on 31st March 2022	
		Amount Outstanding - Gross Carrying Amount	% of Total Loan and Advance in the Nature of Loan	Amount Outstanding - Gross Carrying Amount	% of Total Loan and Advance in the Nature of Loan
1	Promoters	-	-	-	-
2	Directors	-	-	-	-
3	KMPs	-	-	-	-
4	Related Parties	-	-	-	-
	Total	-	-	-	-

**Notes to Consolidated financial statements for the year ended on 31st March 2023****Note 51 ADDITIONAL REGULATORY INFORMATION DISCLOSURES (continued...)****(B) Loans / Advance in the nature of loan - without specifying any terms or period of repayment: (₹ in Crores)**

Sr. No	Type of Borrowers	As on 31st March 2023		As on 31st March 2022	
		Amount Outstanding - Gross Carrying Amount	% of Total Loan and Advance in the Nature of Loan	Amount Outstanding - Gross Carrying Amount	% of Total Loan and Advance in the Nature of Loan
1	Promoters	-	-	-	-
2	Directors	-	-	-	-
3	KMPs	-	-	-	-
4	Related Parties	-	-	-	-
	Total	-	-	-	-

Note 51.2 Relationship with struck off companies:

Based on the information available with the company, the required disclosures are given below:

Sr. No	Nature of transaction	Nature of transaction	Balance Outstanding	Relationship with struck off company if any
	As on 31st March 2023:			
1	Investment in securities	NA	Nil	NA
2	Receivables	NA	Nil	NA
3	Payables	NA	Nil	NA
4	Shares held by struck off Company	NA	Nil	NA
5	Other outstanding balances (to be specified)	NA	Nil	NA
	As on 31st March 2022:			
1	Investment in securities	NA	Nil	NA
2	Receivables	NA	Nil	NA
3	Payables	NA	Nil	NA
4	Shares held by struck off Company	NA	Nil	NA
5	Other outstanding balances (to be specified)	NA	Nil	NA

Note 51.3 Willful Defaulter

The company is not declared as willful defaulter by any bank or financial institution or other lender.

Note 51.4 Utilisation of borrowed funds

The company has used the borrowings from banks for the specific purpose for which it was taken. The company has not taken any borrowings from financial institution.

Note 51.5 Registration of charges or satisfaction with Registrar of Companies (ROC)

The company has registered charge and satisfaction with ROC within statutory time period.

Note 51.6 Details of Benami Property held

The company does not hold any benami property under the Benami Transactions (Prohibition) Act, 1988 (45 of 1988) and rules made thereunder, hence no proceedings initiated or pending against the company under the said Act and Rules.

Note 51.7 Utilisation of borrowed funds, share premium and other funds

The Company has not given any advance or loan or invested funds from borrowed funds or share premium or any other sources with the understanding that intermediary would directly or indirectly lend or invest in other person or equity identified in any manner whatsoever by or on behalf of the company as ultimate beneficiaries or provide any guarantee or security or the like to on behalf of ultimate beneficiaries.

The Company has not received any fund from any person or entity with the understanding that the Company would directly or indirectly lend or invest in other person or entity identified in any manner whatsoever by or on behalf of the funding party (ultimate beneficiary) or provided any guarantee or security or the like on behalf of the ultimate beneficiary.

Note 51.8 Compliance with number of layers of companies

As the company is a Government Company, in terms of section 2(45) of the Companies Act, compliance with number of layers of the companies as per section 2(87) of the Companies Act read with Companies (Restriction on number of Layers) Rules 2017, is not applicable.

**Notes to Consolidated financial statements for the year ended on 31st March 2023****Note 52 ADDITIONAL DISCLOSURES****Note 52.1 Details of Crypto Currency or Virtual Currency**

The company has not traded or invested in Crypto currency or Virtual Currency during the financial year.

Note 52.2 Undisclosed Income

There is no transaction, which has not been recorded in books of accounts, that has been surrendered or disclosed as income during the year in tax assessments under the Income Tax Act, 1961.

Note 53 RATIO ANALYSIS

Sr. No	Particulars	Numerator	Denominator	FY 2022-23	FY 2021-22	Variance %	Reason for significant variance (25% or more)
1	Current Ratio (times)	Current Assets	Current Liabilities (Excl. Customer deposits)	1.40	1.17	20%	-
2	Debt-Equity Ratio (times)	Debt consists of borrowings	Shareholder's Equity	-	0.08	-100%	Debt Equity ratio has improved due to prepayments/ repayment of Borrowings during the year and increase in total equity due to current year profits. There is no outstanding debt as on 31st March 2023.
3	Debt Service Coverage Ratio (times)	Earning for Debt Service = Net Profit after taxes + Non-cash expenses / adjustment + Interest - Lease payments	Interest on borrowings + Principal Repayments (routine installments)	-	13.49	-100%	Debt Service Coverage Ratio has improved due to prepayments/ repayment of Borrowings during the year. There is no outstanding debt as on 31st March 2023.
4	Net profit ratio (%)	Net Profit after tax	Revenue from operations	9%	8%	15%	-
5	Return on Equity Ratio (%)	Net Profits after taxes - Preference Dividend (if any)	Average Shareholder's Equity	24%	25%	-5%	-
6	Return on Capital employed (%)	Profit before tax + Interest on borrowings	Avg. Capital Employed = Tangible Net Worth + Total Debt + Deferred Tax Liability	29%	28%	3%	-
7	Return on investment (%) - unquoted	Income generated from investments	Average investment	14%	5%	166%	Mainly on account of increase in fair valuation of investments
8	Inventory turnover ratio	Cost of goods sold or sales	Average Inventory (Natural Gas)	781.48	924.77	-15%	-
9	Trade Receivables turnover ratio	Net Credit Sales	Average Trade Receivable	16.29	18.66	-13%	-
10	Trade payables turnover ratio	Net Credit Purchases (Gas purchase + Transmission)	Average Trade Payables (Gas Purchase + Transmission)	32.88	44.16	-26%	Increase in trade payables while total purchase cost is at par with last year.
11	Net capital turnover ratio	Revenue from operations	Working Capital	30.35	81.61	-63%	Increase in working capital while annual turnover is at par with last year.

**Notes to Consolidated financial statements for the year ended on 31st March 2023****Note 53 RATIO ANALYSIS (Continued.....)****Ratio Analysis for previous financial year 2021-22**

Sr. No	Particulars	Numerator	Denominator	FY 2021-22	FY 2020-21	Variance %	Reason for significant variance (25% or more)
1	Current Ratio (times)	Current Assets	Current Liabilities (Excl. Customer deposits)	1.17	1.08	9%	-
2	Debt-Equity Ratio (times)	Debt consists of borrowings	Shareholder's Equity	0.08	0.20	-58%	Debt Equity ratio has improved due to prepayments/repayment of Borrowings during the year and increase in total equity due to current year profits.
3	Debt Service Coverage Ratio (times)	Earning for Debt Service = Net Profit after taxes + Non-cash expenses / adjustment + Interest - Lease payments	Interest on borrowings + Principal Repayments (routine installments)	13.49	8.01	69%	Debt Equity ratio has improved due to prepayments/repayment of Borrowings during the year and reduction in interest rates.
4	Net profit ratio (%)	Net Profit after tax	Revenue from operations	8%	13%	-39%	While Net profit is at par with last year, it has reduced in %age terms, due to increase in turnover.
5	Return on Equity Ratio (%)	Net Profits after taxes - Preference Dividend (if any)	Average Shareholder's Equity	25%	33%	-22%	-
6	Return on Capital employed (%)	Profit before tax + Interest on borrowings	Avg. Capital Employed=Tangible Net Worth + Total Debt + Deferred Tax Liability	28%	31%	-9%	-
7	Return on investment (%) - unquoted	Income generated from investments	Average investment	5%	5%	-3%	-
8	Inventory turnover ratio	Cost of goods sold or sales	Average Inventory (Natural Gas)	924.77	591.67	56%	While average inventory levels have remained in line with last year, higher cost of gas has led to increased turnover ratio.
9	Trade Receivables turnover ratio	Net Credit Sales	Average Trade Receivable	18.66	13.95	34%	Increase in trade receivables is lower than increase in turnover
10	Trade payables turnover ratio	Net Credit Purchases (Gas purchase + Transmission)	Average Trade Payables (Gas Purchase+ Transmission)	44.16	25.33	74%	Increase in trade payables is lower than increase in gas purchase cost
11	Net capital turnover ratio	Revenue from operations	Working Capital	81.61	102.39	-20%	-

**Notes to Consolidated financial statements for the year ended on 31st March 2023****Note 54 CORPORATE SOCIAL RESPONSIBILITY EXPENDITURE**

As per Section 135 of the Companies Act, 2013, a company needs to spend at least 2% of its average net profit for the immediately preceding three financial years on corporate social responsibility (CSR) activities. A CSR committee has been formed by the company as per the Act. CSR expenditure contains the following:

(₹ in Crores)

Sr. No	Particulars	FY 2022-23	FY 2021-22
1	Gross amount required to be spent by the company during the year.	31.03	23.54
2	Amount approved by the Board to be spent during the year	31.03	23.54
3	Amount of expenditure incurred on: (i) Construction/acquisition of any asset (ii) On purposes other than (i) above	- 19.08	- 19.14
4	The amount of shortfall at the end of the year out of the amount required to be spent by the Company during the year	11.95	4.40
5	Amount transferred to unspent CSR Account related to ongoing projects	11.95	4.40
6	The total of previous years' shortfall amounts	4.40	-
7	The reason for above shortfalls (if any)	Pertains to an ongoing project of Radio Diagnostic Services, Tertiary Care, Research on green hydrogen & Biogas	Pertains to an ongoing project of Radio Diagnostic Services
8	Details of related party transactions in relation to CSR expenditure	-	-
9	Nature of CSR activities undertaken by the Company	Preventive Health care / Disaster management, Health Care, Environment, Community Development, Eradication of Hunger / Malnutrition, Research on green hydrogen & Biogas	Preventive Health care / Disaster management, Health Care, Environment, Community Development, Eradication of Hunger / Malnutrition
10	Provision for CSR Expenses: Opening Balance Add: Provision created during the period Less: Provision utilised during the period Closing Balance	 4.40 11.95 - 16.35	 - 4.40 - 4.40
11	Prepaid CSR Expenses (excess spent): Opening Balance Add: Excess amount spent during the year Less: Set off during the year Closing Balance (Available for set off in succeeding years)	 - 0.28 - 0.28	 - - - -
12	Total amount recognised in Statement of Profit and Loss	31.03	23.54

**Notes to Consolidated financial statements for the year ended on 31st March 2023****Note 54 CORPORATE SOCIAL RESPONSIBILITY EXPENDITURE (Continued.....)****Details of expenditure incurred for CSR activities:****(₹ in Crores)**

Sr. No	Particular of Expenditure during the year	FY 2022-23	FY 2021-22
1	Contribution to Institute of Kidney Diseases and Research Centre, Ahmedabad (IKDRC) towards One Gujarat One Dialysis Programme (Preventive Healthcare)	6.48	-
2	Contribution to U. N. Mehta Institute of Cardiology & Research Centre (UNMICRC) towards Robotic Surgery Systems for Cardio Thoracic and Vascular Surgery (Preventive Healthcare)	5.89	-
3	Providing gas(in kind) to Crematoriums (Environment / Community Development)	6.17	6.05
4	Contribution to Gujarat CSR Authority & IKDRC towards Project on developing a computer navigation system for assisting total knee joint arthroplasty (Research & Development)	0.28	-
5	Contribution to U. N. Mehta Institute of Cardiology & Research Centre (UNMICRC) towards project on Papeless ICU setup (Preventive Healthcare)	0.11	-
6	Contribution to Zeal education trust to support "Learning by doing" project at schools in rural areas (Education)	0.12	-
7	Providing gas(in kind) towards Nondhara no aadhar project (Eradication of Hunger / Malnutrition)	0.01	0.01
8	Contribution to support Mobile Health screening van (Preventive Healthcare)	0.02	0.08
9	Contribution to Gujarat University Consultancy Foundation to support Covid care hospital (Preventive Healthcare / Disaster Management)	-	10.00
10	Contribution to Gujarat CSR Authority to support Oxygen plant (Preventive Healthcare / Disaster Management)	-	3.00
	Total	19.08	19.14

Note 55 SEGMENT REPORTING

The Company primarily operates in the segment of Natural Gas Business. Natural gas business involves distribution of gas from sources of supply to centres of demand and to the end customers. The Managing Director of the Company allocate resources and assess the performance of the Company, thus are the Chief Operating Decision Maker (CODM). The CODM monitors the operating results of the business as a one, hence no separate segment needs to be disclosed.

Information about products and service:

The Company is in a single line of business of Sale of Natural Gas.

Information about geographical areas:

1. The Company does not have geographical distribution of revenue outside India and hence segmentwise disclosure is not applicable to the Company.
2. None of the Company's assets are located outside India hence segmentwise disclosure is not applicable to the Company.

Information about major customers:

None of the customer account for more than 10% of the total revenue of the Company.

Note 56 ACCOUNTING FOR BUSINESS COMBINATION TRANSACTIONS**BUSINESS TRANSFER AGREEMENT FOR GEOGRAPHICAL AREAS OF AMRITSAR AND BHATINDA (PUNJAB)**

Pursuant to the approval by the Board of Directors on 1st June 2021, the Company had executed Business Transfer Agreement (BTA) on 26th October 2021 to transfer / purchase of City Gas Distribution (CGD) Business of Amritsar and Bhatinda Geographical Areas from Gujarat State Petronet Limited (GSPL, a holding company) to Gujarat Gas Limited (GGL, the Company) for cash consideration of ₹ 153.86 Crores (₹ 164.58 Crore Business valuation determined based on an independent valuation less ₹ 10.72 Crore working capital adjustment) and the Company has completed the above transfer of business as per BTA with effect from 1st November 2021.

**Notes to Consolidated financial statements for the year ended on 31st March 2023****Note 56.1 Accounting treatment of the Business transfer arrangement**

Accordingly in the financial year 2021 - 22, Business combination transaction between the common control entities, GSPL (Holding Company) and GGL (Subsidiary Company) had been recorded in the books of the Company in accordance with Appendix C – 'Business combinations of entities under common control' of Ind AS 103 – 'Business Combinations' using the pooling of interests method which involves the following:-

1. In the previous financial year, the financial information in the financial statements in respect of prior periods was restated as if the business combination had occurred from the beginning of the preceding period in the financial statements, irrespective of the actual date of the combination. Accordingly, business combinations was accounted with effect from 1st April, 2020. Accordingly figures for the year ended March 31 2021 were reinstated after giving effect to the Business transfer arrangement. The obligation to pay consideration in cash was recognised as a liability in the comparative financial year.
2. The Company had recorded the asset, liabilities and accumulated losses of the City Gas Distribution (CGD) Business of GSPL pursuant to this arrangement at the respective book values appearing in the books of GSPL.
3. No adjustments were made to reflect fair values and only adjustments are recorded to harmonise accounting policies and intercompany eliminations.
4. The difference between aggregated book value of net assets acquired, accumulated loss of the CGD business and deferred tax recognised on acquisition and consideration paid by the Company to GSPL was transferred to negative capital reserve. Detailed working of the same is given hereunder:

Summary of purchase consideration and assets taken over accounted in the books is given:-**(₹ in Crores)**

Sr. No	Particulars	Amount
1	Purchase consideration Valuation of Assets (determined based on an independent valuation)	164.58
2	Net working capital adjustments	(10.72)
3	Net Purchase consideration after adjusting net working capital adjustments	153.86
4	Total net assets acquired	100.25
5	Excess of purchase consideration over net assets transferred Adjusted against below Reserves:-	53.61
	Retained Earnings (Accumulated Losses)	15.84
	Capital reserve (Negative) - Gross	37.77
	Capital reserve (Negative) - Net off Deferred tax assets of ₹ 13.79 Crores	23.98

Note 56.2 In the current financial year, disclosures related to the transaction affecting previous financial year 2021 - 22 have been given. Accordingly, the following figures of revenue and directly attributable expenses of Amritsar & Bhatinda GA are disclosed hereunder:

(₹ in Crores)

Sr. No.	Particulars	For the period from 1st April 2021 to 31st October 2021
1	Revenue	
	(a) Revenue from Operations	26.80
	(b) Other Income (Income Elimination)	(3.22)
	Total Income	23.58
2	Expenses	
	(a) Cost of materials consumed	17.57
	(b) Changes in inventories	(0.26)
	(c) Finance costs	0.27
	(d) Depreciation and Amortization Expenses	2.08
	(e) Excise duty expense	5.05
	(f) Other expenses	9.58
	Total Expenses	34.29
3	Profit/(Loss) Before Tax	(10.71)
4	Tax expense :	
	Current Tax	(2.11)
	Deferred Tax	(2.77)
	Total Tax expenses	(4.88)
5	Net Profit/(Loss) after tax	(5.83)

**Notes to Consolidated financial statements for the year ended on 31st March 2023****Note 57 RECLASSIFICATION OF COMPARATIVE FIGURES**

Certain reclassifications have been made to the comparative period's financial statements to:

- enhance comparability and ensure consistency with the current year's financial statements; and
- ensure compliance with the Guidance Note on Division II - Ind AS Schedule III to the Companies Act, 2013."

The Company believes that such presentation is more relevant for understanding of the Company's performance. However, this does not have any impact on the profit, equity and cash flow statement for the comparative period.

Note 58 EVENTS OCCURRING AFTER THE BALANCE SHEET DATE

The Company evaluates events and transactions that occur subsequent to the balance sheet date but prior to approval of the financial statements to determine the necessity for recognition and/or reporting of any of these events and transactions in the financial statements. As on date of approval of these financial statements, there are no subsequent events to be recognized or reported that are not already disclosed.

Note 59 INTEREST IN OTHER ENTITIES**a) 100% sole controlled entity**

Set out below is the 100% sole controlled entity of the Company as at 31st March 2023. The country of incorporation or registration is also their principal place of business.

Name of Entity	Place of business	Principal Activity	Relationship	% of ownership	
				31st March 2023	31st March 2022
Gujarat Gas Limited Employees Welfare Stock Option Trust	India	ESOP Trust	100% sole controlled entity	100%	100%

b) Associates

Set out below is the associate of the Company as at 31st March 2023 which, in the opinion of the directors, are material to the Company. The entity listed below has share capital consisting solely of equity shares, which are held directly by the Company. The country of incorporation or registration is also their principal place of business, and the proportion of ownership interest is the same as the proportion of voting rights held.

(₹ in Crores)

Name of Entity	Place of business	% of ownership interest	Relationship	Accounting method	Carrying Amount	
					31st March 2023	31st March 2022
Guj Info Petro Limited (GIPL)*	India	49.94%	Associate	Equity Method	32.37	29.67
Total equity accounted investments					32.37	29.67

* Unlisted entity - no quoted price available

GIPL is primarily engaged in the marketing, selling value distribution of internet bandwidth and added services like web hosting, designing, development & maintenance of websites, IT consultancy services, software development, server co-location, mailing solutions, operation & maintenance of systems/networks, trading in hardware equipments, facility management services etc. to various organisations across Gujarat.

Commitments and contingent liabilities in respect of associates

(₹ in Crores)

Particulars	As at 31st March 2023	As at 31st March 2022
Contingent liabilities - associates		
For direct tax	0.11	0.11
Performance guarantee*	0.17	1.04
Bank guarantee & Corporate guarantee*	-	0.10
Total commitments and contingent liabilities	0.28	1.25

*Not included in group contingent liabilities as per group accounting policy.

**Notes to Consolidated financial statements for the year ended on 31st March 2023****Note 59 INTEREST IN OTHER ENTITIES (Continued....)****Summarised financial information for associate**

The tables below provide summarised financial information for those associates that are material to the Company. The information disclosed reflects the amounts presented in the financial statements of the relevant associates and not the Company's share of those amounts. They have been amended to reflect adjustments made by the entity when using the equity method, including fair value adjustments made at the time of acquisition and modifications for differences in accounting policies.

(₹ in Crores)

Particulars	GIPL	
	31st March 2023	31st March 2022
Non-current assets	4.08	4.88
Current Assets	70.99	65.48
Non-current liabilities	2.51	2.14
Current liabilities	7.75	8.82
Net Assets (Assets - Liabilities)	64.81	59.40

Reconciliation to carrying amounts

(₹ in Crores)

Particulars	GIPL	
	31st March 2023	31st March 2022
Net assets	64.81	59.40
Company's Share in %	49.94%	49.94%
Company's Share in INR	32.37	29.67
Carrying amount	32.37	29.67

Summarised statement of profit and loss

(₹ in Crores)

Particulars	GIPL	
	31st March 2023	31st March 2022
Revenue	27.38	22.14
Profit / (Loss) for the year	5.73	3.26
Other comprehensive income	(0.32)	(0.04)
Total comprehensive income	5.41	3.22
Dividend received (Current year Nil, Previous year Nil)	-	-



Notes to Consolidated financial statements for the year ended on 31st March 2023

Note 60 ADDITIONAL INFORMATION REQUIRED BY SCHEDULE III

(₹ in Crores)

Sr. no.	Name of the entity in the group	Net assets (total assets minus total liabilities)		Share in profit or (loss)		Share in other comprehensive income		Share in total comprehensive income	
		As % of consolidated net assets	Amount	As % of consolidated profit or Loss	Amount	As % of other comprehensive income	Amount	As % of total comprehensive income	Amount
A Parent	Gujarat Gas Limited								
	31 March 2023	99.54%	6,995.61	99.81%	1,525.47	101.91%	8.52	99.82%	1,533.99
	31 March 2022	99.46%	5,599.30	99.87%	1,285.64	100.37%	2.69	99.87%	1,288.33
B Subsidiaries/ 100% sole controlled entity									
	(i) Indian								
	Gujarat Gas Limited Employees Welfare Stock Option Trust								
	31 March 2023	0.00%	0.00	0.00%	0.05	-	-	0.00%	0.05
	31 March 2022	0.02%	0.99	0.01%	0.11	-	-	0.01%	0.11
	(ii) Foreign	-	-	-	-	-	-	-	-
	Non-controlling interest in all subsidiaries	-	-	-	-	-	-	-	-
C Associates (Investments as per the equity method)									
	(i) Indian								
	Guj Info Petro Limited (GIPL)								
	31 March 2023	0.46%	32.34	0.19%	2.86	-1.91%	(0.16)	0.18%	2.70
	31 March 2022	0.53%	29.64	0.13%	1.62	-0.37%	(0.01)	0.12%	1.61
	(ii) Foreign	-	-	-	-	-	-	-	-
D Joint Ventures (Investments as per the equity method)									
	(i) Indian	-	-	-	-	-	-	-	-
	(ii) Foreign	-	-	-	-	-	-	-	-
	Total								
	31 March 2023	100%	7,027.95	100%	1,528.38	100%	8.36	100%	1,536.74
	31 March 2022	100%	5,629.93	100%	1,287.37	100%	2.68	100%	1,290.05

Note 61 PREVIOUS YEAR FIGURES

Previous year's figures have been regrouped or reclassified wherever necessary to confirm to the current period's presentation. The Accompanying Notes (1 - 61) are an integral part of the financial Statements.

As per our report attached

For Manubhai & Shah LLP

Chartered Accountants

ICAI Firm Reg. No. – 106041W/W100136

K.B. Solanki

Partner

M. No. : 110299

For and on behalf of Board of Directors of Gujarat Gas Limited

Raj Kumar, IAS

Chairman

DIN - 00294527

Milind Torawane, IAS

Managing Director

DIN - 03632394

Balwant Singh, IAS (Retd.)

Director

DIN- 00023872

Nitesh Bhandari

Chief Financial Officer

Sandeep Dave

Company Secretary

**Notes to Consolidated financial statements for the year ended on 31st March 2023****Form - AOC 1**

Statement containing salient features of the financial statement of subsidiaries/associate companies/joint ventures (Pursuant to Section 129(3) of the Companies Act, 2013)

Part "A": Subsidiaries

Not Applicable

Part "B": Associates**(₹ in Crores)**

Particulars	Guj Info Petro Limited
1. Latest audited Balance Sheet Date	31-03-2023
2. Shares of Associate held by the company on the year end	25,000
Amount of Investment in Associate	0.03
Extend of Holding %	49.94%
3. Description of how there is significant influence	Through voting power
4. Reason why the associate is not consolidated	NA
5. Networth attributable to Shareholding as per latest audited Balance Sheet	As per Ind-AS-28 equity method is followed
6. Profit / (Loss) for the year	
i. Considered in Consolidation	2.70
ii. Not Considered in Consolidation	-

As per our report attached

For Manubhai & Shah LLP**Chartered Accountants**

ICAI Firm Reg. No. – 106041W/W100136

K.B. Solanki

Partner

M. No. : 110299

For and on behalf of Board of Directors of Gujarat Gas Limited**Raj Kumar, IAS**

Chairman

DIN - 00294527

Milind Torawane, IAS

Managing Director

DIN - 03632394

Balwant Singh, IAS (Retd.)

Director

DIN- 00023872

Nitesh Bhandari

Chief Financial Officer

Sandeep Dave

Company Secretary

Place : Gandhinagar

Date : 10th May, 2023

Place : Gandhinagar

Date : 10th May, 2023



GUJARAT GAS

Gujarat Gas Limited

(A GSPC Group Company - Government of Gujarat Undertaking)

CIN: L40200GJ2012SGC069118

Corporate Office

2, Shantisadan Society, Nr. Parimal Garden, Ellisbridge, Ahmedabad - 380 006.

Tel. : +91-79-2646 2980, 2646 0095 • Fax: +91-79-2646 6249

Registered Office

Gujarat Gas CNG Station, Sector 5/C, Gandhinagar – 382 006, Gujarat

Tel. : +91-79-23264777, 23264999

www.gujaratgas.com