

# Holding of Specified Securities

## Annexure - I

1. Name of Listed Entity: SWASHTHIK PLASCON LIMITED

2. Scrip Code/Name of Scrip/Class of Security

3. Share Holding Pattern Filed under: Reg. 31(1)(a)

a. If under 31(1)(b) then indicate the report for Quarter ending 05-12-2023

b. If under 31(1)(c) then indicate date of allotment/extinguishment

4. Declaration: The Listed entity is required to submit the following declaration to the extent of submission of information:-

	Particulars	Yes*	No*
1	Whether the Listed Entity has issued any partly paid up shares?		
2	Whether the Listed Entity has issued any Convertible Securities ?		
3	Whether the Listed Entity has issued any Warrants ?		
4	Whether the Listed Entity has any shares against which depository receipts are issued?		
5	Whether the Listed Entity has any shares in locked-in?	Yes*	
6	Whether any shares held by promoters are pledge or otherwise encumbered?		
7	Whether company has equity shares with differential voting rights?		
8	Whether the listed entity has any significant beneficial owner?		

\* If the Listed Entity selects the option 'No' for the questions above, the columns for the partly paid up shares, Outstanding Convertible Securities/Warrants, depository receipts, locked-in shares, No of shares pledged or otherwise encumbered by promoters, as applicable, shall not be displayed at the time of dissemination on the Stock Exchange website. Also wherever there is 'No' declared by Listed Entity in above table the values will be considered as 'Zero' by default on submission of the format of holding of specified securities.

For SWASHTHIK PLASCON LIMITED

M. Jeyaraj  
Managing Director



Table I - SUMMARY STATEMENT HOLDING OF SPECIFIED SECURITIES

Cate gory (I)	Category of shareholder (II)	No.s of Share holders (III)	No. of fully paid up equity Share held (IV)	No.s of Partly paid-up equity Share held (V)	No. of shares underlying Depository Receipts (VI)	Total nos. shares held (VII)= (IV)+(V)+(VI)	Shareholding as a % of total no. of shares (calculated as per SCRR,1957) (VIII) As a % of (A+B+C2)	Number of Voting Rights held in each class of securities (IX)			No. of Shares Underlying Outstanding convertible securities (including Warrants) (X)	Shareholding, as a % assuming full conversion of convertible securities( as a % of diluted share capital) (XI)=(VII)+(X) As a % of	Number of Locked in shares (XII)		Number of Shares pledged or otherwise encumbered (XIII)		Number of equity shares held in dematerialized form (XIV)	
								No of Voting Rights		Total as a % of (A+B+C)			No. (a)	As a % of total shares held (b)	No. (a)	As a % of total shares held (b)		
								Class Equity x	Class Others y									Total
(A)	Promoter & Promoter Group	8	7694877	0	0	7694877	43.8105	7694877	0	7694877	43.8105	0	43.8105	7694877	100.0000	0	0.0000	7694877
(B)	Public	1255	9869118	0	0	9869118	56.1895	9869118	0	9869118	56.1895	0	56.1895	6478718	65.6464	0	0	9869118
(C)	Non Promoter-Non Public	0	0	0	0	0	0	0	0	0	0.0000	0	0.0000	0	0.0000	NA	NA	0
(C1)	Shares underlying DRs	0	0	0	0	0	NA	0	0	0	0.0000	0	0.0000	0	0.0000	NA	NA	0
(C2)	Shares held by Employee Trusts	0	0	0	0	0	0	0	0	0	0.0000	0	0.0000	0	0.0000	NA	NA	0
	Total	1263	17563995	0	0	17563995		17563995	0	17563995	100.0000	0	100.0000	14173595	80.6969			17563995

For SWASHTHIK PLASCON LIMITED

*M. G. Jante*  
Managing Director



Table II - STATEMENT SHOWING SHAREHOLDING PATTERN OF THE PROMOTER AND PROMOTER GROUP

Category & Name of the shareholders (I)	Entity Type	No of Share holders (III)	No of fully paid up equity Shares held (IV)	Partly paid-up equity Share held (V)	No. of shares underlying Depository Receipts (VI)	Total nos. shares held (VII)= (IV)+(V)+(VI)	Sharehold ing % calculated as per SCRR,1957 As a % of (A+B+C2) (VIII)	Number of Voting Rights held in each class of securities (IX)			No. of Shares Underlying Outstanding convertible securities (including Warrants) (X)	Shareholding, as a % assuming full conversion of convertible securities( as a % of diluted share capital) (XI)=(VII)+(X) As a % of (A+B+C2)	Number of Locked in shares (XII)		Number of Shares pledged or otherwise encumbered (XIII)		Number of equity shares held in demateriali zed form (XIV)	
								No of Voting Rights					Total as a % of (A+B+C)	No. (a)	As a % of total shares held (b)	No. (a)		As a % of total shares held (b)
								Class Equity	Class Others	Total								
1 Indian																		
(a) Individuals/Hindu undivided Family																		
UMRAO P	Promoter	1	360000	0	0	360000	2.0496	360000	0	360000	2.0496	0	2.0496	360000	100.0000	0	0.0000	360000
NIRMALA M	Promoter	1	2635267	0	0	2635267	15.0038	2635267	0	2635267	15.0038	0	15.0038	2635267	100.0000	0	0.0000	2635267
ASHA JAIN R	Promoter	1	1303433	0	0	1303433	7.4211	1303433	0	1303433	7.4211	0	7.4211	1303433	100.0000	0	0.0000	1303433
PARASMAL M	Promoter	1	50000	0	0	50000	0.2847	50000	0	50000	0.2847	0	0.2847	50000	100.0000	0	0.0000	50000
RAVINDRA KUMAR P	Promoter	1	1325399	0	0	1325399	7.5461	1325399	0	1325399	7.5461	0	7.5461	1325399	100.0000	0	0.0000	1325399
DHARMENDRA KUMAR P	Promoter	1	50000	0	0	50000	0.2847	50000	0	50000	0.2847	0	0.2847	50000	100.0000	0	0.0000	50000
MAHENDRA KUMAR P	Promoter	1	840778	0	0	840778	4.7869	840778	0	840778	4.7869	0	4.7869	840778	100.0000	0	0.0000	840778
ANITA D	Promoter	1	1130000	0	0	1130000	6.4336	1130000	0	1130000	6.4336	0	6.4336	1130000	100.0000	0	0.0000	1130000
Total		8	7694877	0	0	7694877	43.8105	7694877	0	7694877	43.8105	0	43.8105	7694877	100.0000	0	0.0000	7694877
(b) Central Government/State Government(s)			0	0	0	0	0.0000	0	0	0	0.0000	0	0.0000	0	0.0000	0	0.0000	0
Total			0	0	0	0	0.0000	0	0	0	0.0000	0	0.0000	0	0.0000	0	0.0000	0
(c) Financial Institutions/Banks			0	0	0	0	0.0000	0	0	0	0.0000	0	0.0000	0	0.0000	0	0.0000	0
Total			0	0	0	0	0.0000	0	0	0	0.0000	0	0.0000	0	0.0000	0	0.0000	0
Sub-Total (A) 1		8	7694877	0	0	7694877	43.8105	7694877	0	7694877	43.8105	0	43.8105	7694877	100.0000	0	0.0000	7694877
2 Foreign																		
(a) Individuals(Non-Resident Individuals)/Foreign Individuals			0	0	0	0	0.0000	0	0	0	0.0000	0	0.0000	0	0.0000	0	0.0000	0
Total			0	0	0	0	0.0000	0	0	0	0.0000	0	0.0000	0	0.0000	0	0.0000	0
(c) Institutions			0	0	0	0	0.0000	0	0	0	0.0000	0	0.0000	0	0.0000	0	0.0000	0
Total			0	0	0	0	0.0000	0	0	0	0.0000	0	0.0000	0	0.0000	0	0.0000	0
Sub-Total (A) 2			0	0	0	0	0.0000	0	0	0	0.0000	0	0.0000	0	0.0000	0	0.0000	0
Total Shareholding of Promoters		8	7694877	0	0	7694877	43.8105	7694877	0	7694877	43.8105	0	43.8105	7694877	100.0000	0	0.0000	7694877

Details of Shares which remain unclaimed may be given hear along with details such as number of shareholders, outstanding shares held in demat/unclaimed suspense account, voting rights which are frozen etc.

Note:

(1) PAN would not be displayed on website of Stock Exchange(s).

(2) The term "Encumbrance" has the same meaning as assigned under regulation 28(3) of SEBI (Substantial Acquisition of Shares and Takeovers) Regulations, 2011.

For SWASHTHIK PLASCON LIMITED

*M. Gupta*

Managing Director




Table III - STATEMENT SHOWING SHAREHOLDING PATTERN OF THE PUBLIC SHAREHOLDER

	Category & Name of the shareholders (I)	No.s of Share holders (III)	No. of fully paid up equity Share held (IV)	Partly paid-up equity Share held (V)	No.s of shares underlying Depository Receipts (VI)	Total nos. shares held (VII)= (IV)+(V)+(VI)	Shareholdin g % calculated as per SCRR,1957 As a % of (A+B+C2) (VIII)	Number of Voting Rights held in each class of securities (IX)			No. of Shares Underlying Outstanding convertible securities (including Warrants) (X)	Total Shareholding, as a % assuming full conversion of convertible securities( as a percentage of diluted share capital) (XI)=(VII)+(X) As a % of (A+B+C2)	Number of Locked in shares (XII)		Number of Shares pledged or otherwise encumbered (XIII)		Number of equity shares held in dematerialize d form (XIV)	
								No of Voting Rights		Total as a % of Total Voting Rights			No. (a)	As a % of total shares held (b)	No. (Not applicable) (a)	As a % of total shares held (b)		
								Class Equity x	Class Others y									Total
1	Institutions (Domestic)																	
		0	0	0	0	0	0.0000	0	0	0	0.0000	0	0.0000	0	0.0000	NA	NA	0
(a)	Mutual Funds	0	0	0	0	0	0.0000	0	0	0	0.0000	0	0.0000	0	0.0000	NA	NA	0
(b)	Venture Capital Funds	0	0	0	0	496000	2.8240	496000	0	496000	2.8240	0	2.8240	356800	71.9355	NA	NA	496000
(c)	Alternate Investment Funds	3	496000	0	0	302400	1.7217	302400	0	302400	1.7217	0	1.7217	233600	77.2487	0	0	302400
	CHANAKYA OPPORTUNITIES FUND I	1	302400	0	0	0	0.0000	0	0	0	0.0000	0	0.0000	0	0.0000	NA	NA	0
(d)	Banks	0	0	0	0	0	0.0000	0	0	0	0.0000	0	0.0000	0	0.0000	NA	NA	0
(e)	Insurance Companies	0	0	0	0	0	0.0000	0	0	0	0.0000	0	0.0000	0	0.0000	NA	NA	0
(f)	Provident / Pension Funds	0	0	0	0	0	0.0000	0	0	0	0.0000	0	0.0000	0	0.0000	NA	NA	0
(g)	Asset Reconstruction Companies	0	0	0	0	0	0.0000	0	0	0	0.0000	0	0.0000	0	0.0000	NA	NA	0
(h)	Sovereign Wealth Funds	0	0	0	0	0	0.0000	0	0	0	0.0000	0	0.0000	0	0.0000	NA	NA	0
(i)	NBFCs registered with RBI	0	0	0	0	0	0.0000	0	0	0	0.0000	0	0.0000	0	0.0000	NA	NA	0
(j)	Other Financial Institutions	0	0	0	0	0	0.0000	0	0	0	0.0000	0	0.0000	0	0.0000	NA	NA	0
	SUB TOTAL (B)(1)	3	496000	0	0	496000	2.8240	496000	0	496000	2.8240	0	2.8240	356800	71.9355	NA	NA	496000
2	Institutions (Foreign)																	
(a)	Foreign Direct Investment	0	0	0	0	0	0.0000	0	0	0	0.0000	0	0.0000	0	0.0000	NA	NA	0
(b)	Foreign Venture Capital Investors	0	0	0	0	0	0.0000	0	0	0	0.0000	0	0.0000	0	0.0000	NA	NA	0
(c)	Foreign Sovereign Wealth Funds	0	0	0	0	0	0.0000	0	0	0	0.0000	0	0.0000	0	0.0000	NA	NA	0
(d)	Foreign Portfolio Investors Category I	4	1003200	0	0	1003200	5.7117	1003200	0	1003200	5.7117	0	5.7117	584000	58.2137	NA	NA	1003200
	AG DYNAMIC FUNDS LIMITED	1	348800	0	0	348800	1.9859	348800	0	348800	1.9859	0	1.9859	0	0.0000	0	0	348800
	KINGSMAN WEALTH FUND PCC KIF-I	1	350400	0	0	350400	1.9950	350400	0	350400	1.9950	0	1.9950	350400	100.0000	0	0	350400
	RESONANCE OPPORTUNITIES FUND	1	233600	0	0	233600	1.3300	233600	0	233600	1.3300	0	1.3300	233600	100.0000	0	0	233600
(e)	Foreign Portfolio Investors Category II	1	547200	0	0	547200	3.1155	547200	0	547200	3.1155	0	3.1155	408000	74.5614	NA	NA	547200
	SILVER STALLION LIMITED	1	547200	0	0	547200	3.1155	547200	0	547200	3.1155	0	3.1155	408000	74.5614	0	0	547200
(f)	OVERSEAS DEPOSITORIES (Holding DRs) (Balancing Figure)	0	0	0	0	0	0.0000	0	0	0	0.0000	0	0.0000	0	0.0000	NA	NA	0
	SUB TOTAL (B)(2)	5	1550400	0	0	1550400	8.8271	1550400	0	1550400	8.8271	0	8.8271	992000	63.9835	NA	NA	1550400
3	Central Government / State Government																	
(a)	Central Government / President of India	0	0	0	0	0	0.0000	0	0	0	0.0000	0	0.0000	0	0.0000	NA	NA	0
(b)	State Government / Governor	0	0	0	0	0	0.0000	0	0	0	0.0000	0	0.0000	0	0.0000	NA	NA	0
(c)	Central/State Govt. shareholding by Cos or Bodies Corp	0	0	0	0	0	0.0000	0	0	0	0.0000	0	0.0000	0	0.0000	NA	NA	0
	SUB TOTAL (B)(3)	0	0	0	0	0	0.0000	0	0	0	0.0000	0	0.0000	0	0.0000	NA	NA	0
4	Non-institutions																	
(a)	Associate Companies / Subsidiaries	0	0	0	0	0	0.0000	0	0	0	0.0000	0	0.0000	0	0.0000	NA	NA	0
(b)	Directors And their relatives (Non-Promoter)	0	0	0	0	0	0.0000	0	0	0	0.0000	0	0.0000	0	0.0000	NA	NA	0
(c)	Key Managerial Personnel	0	0	0	0	0	0.0000	0	0	0	0.0000	0	0.0000	0	0.0000	NA	NA	0
(d)	Relatives of Promoters (Non-Promoter)	0	0	0	0	0	0.0000	0	0	0	0.0000	0	0.0000	0	0.0000	NA	NA	0
(e)	Trusts (Non-Promoter)	0	0	0	0	0	0.0000	0	0	0	0.0000	0	0.0000	0	0.0000	NA	NA	0
(f)	Investor Education and Protection Fund(IEPF)	0	0	0	0	0	0.0000	0	0	0	0.0000	0	0.0000	0	0.0000	NA	NA	0
(g)	Individuals - i. Individual shareholders holding nominal share capital up to Rs. 2 lakhs.	1103	1923200	0	0	1923200	10.9497	1923200	0	1923200	10.9497	0	10.9497	0	0.0000	NA	NA	1923200

For SWASHTHIK PLASCON LIMITED

M. G. Janta

Managing Director



(h) INDIVIDUAL - ii. Individual shareholders holding nominal share capital in excess of Rs. 2 lakhs.	12	5173118	0	0	5173118	29.4530	5173118	0	5173118	29.4530	0	29.4530	5129918	99.1649	NA	NA	5173118
ALPA N SHAH	1	200000	0	0	200000	1.1387	200000	0	200000	1.1387	0	1.1387	200000	100.0000	0	0	200000
ARIHANTH MEHTA	1	545389	0	0	545389	3.1052	545389	0	545389	3.1052	0	3.1052	545389	100.0000	0	0	545389
MANISH N SHAH	1	372655	0	0	372655	2.1217	372655	0	372655	2.1217	0	2.1217	372655	100.0000	0	0	372655
NITESH N SHAH	1	509824	0	0	509824	2.9027	509824	0	509824	2.9027	0	2.9027	509824	100.0000	0	0	509824
RISHITHA M SHAH	1	200000	0	0	200000	1.1387	200000	0	200000	1.1387	0	1.1387	200000	100.0000	0	0	200000
SHRREYANS MEHTA	1	545389	0	0	545389	3.1052	545389	0	545389	3.1052	0	3.1052	545389	100.0000	0	0	545389
SIMRAN SURESHCHAND	1	545389	0	0	545389	3.1052	545389	0	545389	3.1052	0	3.1052	545389	100.0000	0	0	545389
SONIYA	1	369514	0	0	369514	2.1038	369514	0	369514	2.1038	0	2.1038	369514	100.0000	0	0	369514
SUJATHA MEHTA	1	1570032	0	0	1570032	8.9389	1570032	0	1570032	8.9389	0	8.9389	1570032	100.0000	0	0	1570032
VIJAYAKUMAR CHAINRAJ	1	271726	0	0	271726	1.5471	271726	0	271726	1.5471	0	1.5471	271726	100.0000	0	0	271726
(i) NON RESIDENT INDIANS (NRIs)	22	70400	0	0	70400	0.4008	70400	0	70400	0.4008	0	0.4008	0	0.0000	NA	NA	70400
(j) FOREIGN NATIONALS	0	0	0	0	0	0.0000	0	0	0	0.0000	0	0.0000	0	0.0000	NA	NA	0
(k) Foreign Companies	0	0	0	0	0	0.0000	0	0	0	0.0000	0	0.0000	0	0.0000	NA	NA	0
(l) BODIES CORPORATE	8	435200	0	0	435200	2.4778	435200	0	435200	2.4778	0	2.4778	0	0.0000	NA	NA	435200
NIKUNJ STOCK BROKERS LIMITED	1	238400	0	0	238400	1.3573	238400	0	238400	1.3573	0	1.3573	0	0.0000	0	0	238400
(m) Any Other(HINDU UNDIVIDED FAMILY)	101	192000	0	0	192000	1.0931	192000	0	192000	1.0931	0	1.0931	0	0.0000	NA	NA	192000
(m) Any Other(TRUSTS)	1	28800	0	0	28800	0.1640	28800	0	28800	0.1640	0	0.1640	0	0.0000	NA	NA	28800
SUB TOTAL (B)(4)	1247	7822718	0	0	7822718	44.5384	7822718	0	7822718	44.5384	0	44.5384	5129918	65.5772	NA	NA	7822718
Total Public Shareholding (B) = (B)(1)+(B)(2)+(B)(3)	1255	9869118	0	0	9869118	56.1895	9869118	0	9869118	56.1895	0	56.1895	6478718	65.6464	0	NA	9869118

Details of the shareholders acting as persons in Concert including their Shareholding (No. and %): 0

Details of Shares which remain unclaimed may be given here along with details such as number of shareholders, outstanding shares held in demat/unclaimed suspense account, voting rights which are frozen etc.

Note:

(1) PAN would not be displayed on website of Stock Exchange(s).

(2) The above format needs to be disclosed along with the names of the shareholders holding 1% or more than 1% of shares of the listed entity. Column no. (XIII) is not applicable in the above format.

(3) W.r.t. the information pertaining to Depository Receipts, the same may be disclosed in the respective columns to the extent information available and the balance to be disclosed as held by custodian.

(4) Categorization and disclosure of each shareholder category should be carried out in the order prescribed in the above format. If a shareholder is falling under more than one category, then the same shall be classified in the category falling first in the order prescribed in the above format. Shareholding under

any of the categories shall be unique and will not be duplicated under multiple categories.

(5) Sub-categorization of shares under column no. (XV) will be based on shareholding (no. of shares) under the following sub-categories:

(i) Shareholders who are represented by a nominee Director on the board of the listed entity or have the right to nominate a representative (i.e. Director) on the board of the listed entity.

(ii) Shareholders who have entered into shareholder agreement with the listed entity.

(iii) Shareholders acting as persons in concert with promoters

For SWASHTHIK PLASCON LIMITED

*M. J. Jante*  
Managing Director




Table IV - STATEMENT SHOWING SHAREHOLDING PATTERN OF THE NON PROMOTER - NON PUBLIC SHAREHOLDER

Table IV - STATEMENT SHOWING SHAREHOLDING PATTERN OF THE NON PROMOTER - NON PUBLIC SHAREHOLDER																				
	Category & Name of the shareholders (I)	PAN (II)	No. of Share holders (III)	No. of fully paid up equity Share held (IV)	Partly paid-up equity Share held (V)	No.s of shares underlying Depository Receipts (VI)	Total no. shares held (VII)= (IV)+(V)+(VI)	Shareholdin g % calculated as per SCRR,1957) As a % of (A+B+C2) (VIII)	Number of Votting Rights held in each class of securities (IX)				No. of Shares Underlying Outstating convertible securities (including Warrants) (X)	Total Shareholding, as a % assuming full conversion of convertible securities( as a % of diluted share capital) (XI)=(VII)+(X) As a % of (A+B+C2)	Number of Locked in shares (XII)		Number of Shares pledged or otherwise encumbered (XIII)		Number of equity shares held in dematerialize d form (XIV)	
									No of Voting Rights			Total as a % of (A+B+C)			No. (a)	As a % of total shares held (b)	No. (Not applicable) (a)	As a % of total shares held (Not applicable) (b)		
									Class Equity x	Class Others y	Total									
1	Custodian/DR Holder																			
	0		0	0	0	0	0	0.0000	0	0	0	0.0000	0	0.0000	0	0.0000	NA	NA		0
	Total Non Promoter- Non Public Shareholding (C)=(C)(1)+(C)(2)		0	0	0	0	0	0.0000	0	0	0	0.0000	0	0.0000	0	0.0000	NA	NA		0


## Note

(1) PAN would not be displayed on website of Stock Exchange(s).

(2) The above format needs to disclose name of all holders holding more than 1% of total number of shares.

(3) W.r.t. the information pertaining to Depository Receipts, the same may be disclosed in the respective columns to the extent information available.

For SWASHTHIK PLASCON LIMITED



Managing Director



Table V - STATEMENT SHOWING DETAILS OF SIGNIFICANT BENEFICIAL OWNERS																			
Sr. No	Details of the significant beneficial owner (I)			Details of the registered owner (II)				Details of holding/ exercise of right of the SBO in the reporting company, whether direct or indirect *: (III) Whether by virtue of:							Date of creation / acquisition of significant beneficial interest* (IV)				
Name	PAN/Passport No. in case of a foreign national	Nationality	Name	PAN/Passport No. in case of a foreign national	Nationality		Shares %	Voting rights %	Rights on distributabl e dividend or any other distribution	Exercise of control	Exercise of significant influence								

For SWASHTHIK PLASCON LIMITED

*M. Jeyaraj*  
Managing Director



**Annexure - B**

**Table VI - Statement Showing Foreign Ownership Limit**

	<b>Board approved limits</b>	<b>Limits utilized</b>
As on shareholding date	0	0
As on the end of previous 1st quarter	0	0
As on the end of previous 2nd quarter	0	0
As on the end of previous 3rd quarter	0	0
As on the end of previous 4th quarter	0	0

For SWASHTHIK PLASCON LIMITED

*M. Jeyaraj*

Managing Director

