

1	Name of Listed Entity	MESON VALVES INDIA LIMITED		
2	Scrip Code/Name of Scrip/Class of Security			
3	Share Holding Pattern Filed under: Reg. 31(1)(a)/Reg. 31(1)(b)/Reg.31(1)(c)	Quarter ended/ Allotment or extinguishment		
	a) If under 31(1)(b) then indicate the report for Quarter ending			
	b) If under 31(1)(c) then indicate date of allotment/extinguishment			
4	Declaration: The Listed entity is required to submit the following declaration to the extent of submission of information:-			
	S.No.	Particulars	Yes	No
	1	Whether the Listed Entity has issued any partly paid up shares?	-	NO
	2	Whether the Listed Entity has issued any Convertible Securities or Warrants?	-	NO
	3	Whether the Listed Entity has any shares against which depository receipts are issued?	-	NO
	4	Whether the Listed Entity has any shares in locked-in?	YES	-
	5	Whether any shares held by promoters are pledge or otherwise encumbered?	-	NO
	<p>* If the Listed Entity selects the option 'No' for the questions above, the columns for the partly paid up shares, Outstanding Convertible Securities/Warrants, depository receipts, locked-in shares, No of shares pledged or otherwise encumbered by promoters, as applicable, shall not be displayed at the time of dissemination on the Stock Exchange website. Also wherever there is 'No' declared by Listed Entity in above table the values will be considered as 'Zero' by default on submission of the format of holding of specified securities.</p>			



Table I - Summary Statement holding of specified securities

Col-1	Col-2	Col-3	Col-4	Col-5	Col-6	Col-7	Col-8	Col-9	Col-10	Col-11	Col-12	Col-13	Col-14	Col-15	Col-16	Col-17	Col-18	Col-19
Category	Category of shareholder	Nos. of shareholders	No. of fully paid up equity shares held	No. of Partly paid-up equity shares held	No. of shares underlyingDep ository Receipts	Total nos. shares held	Shareholding as a % of total no. of shares (calculated as per SCRR, 1957)	Number of Voting Rights held in each class of securities				No. of Shares Underlying Outstanding convertible securities (including Warrants)	Shareholding , as a % assuming full conversion of convertible securities (as a percentage of diluted share capital)	Number of Locked in shares		Number of Shares pledged or otherwise encumbered		Number of equity shares held in dematerialized form
								No. of Voting Rights			Total as a % (A+B+C)			No. (a)	As a % of total shares held (b)	No. (a)	As a % of total shares held (b)	
								Class	Class	Total								
(I)	(II)	(III)	(IV)	(V)	(VI)	(VII) = (IV)+(V)+ (VI)	(VIII) As a % of (A+B+C2)	(IX)				(X)	(XI)= (VII)+(X) As a % of (A+B+C2)	(XII)		(XIII)		(XIV)
(A)	Promo and Prom Grop	4	3335942			3335942	32.83	EQUITY FP		3335942	32.83			3335942	100.00	0	0	3335942
(B)	Public Shares	2147	6824120			6824120	67.17	EQUITY FP		6824120	67.17			3776120	55.33	NA	NA	6824120
(C)	Non- Promoter- None Public																	
(C1)	Shares underlying DRs																	
(C2)	Shares held by Employee Trusts																	
	Total	2151	10160062			10160062	100.00	EQUITY FP		10160062	100.00			7112062	70.00	0	0	10160062



Table II - Statement showing shareholding pattern of the Promoter and Promoter Group

Col-1	Col-2	Col-3	Col-4	Col-5	Col-6	Col-7	Col-8	Col-9	Col-10	Col-11	Col-12	Col-13	Col-14	Col-15	Col-16	Col-17	Col-18	Col-19	Col-20	Col-21	
	Category & Name of shareholders	Entity type i.e. promoter OR promoter group entity (except promoter)	PAN	No. of Shareholders	No. of Fully paid up equity shares held	Partly paid-up equity shares held	No. of shares underlying Depository Receipts	Total nos. shares held	Shareholding as a % of total no. of shares (calculated as per SCRR, 1957)	Number of Voting Rights held in each class of securities				No. of Shares Underlying Outstanding convertible securities (including Warrants)	Total shareholding , as a % assuming full conversion of convertible securities (as a percentage of diluted share capital)	Number of Locked in shares		Number of Locked in shares pledged or otherwise encumbered		Number of equity shares held in dematerialized form	
										No. of Voting Rights			Total as a % of Total Voting Rights			No. (a)	As a % of total shares held (b)	No. (a)	As a % of total shares held (b)		
										Class	Class	Total									
(I)			(II)	(III)	(IV)	(V)	(VI)	(VII) = (IV)+(V)+(VI)	(VIII) As a % of (A+B+C2)	(IX)				(X)	(XI)= (VII)+(X) As a % of (A+B+C2)	(XII)		(XIII)		(XIV)	
1	Indian	-	-	-	-	-	-	-	-	-	-	-	-	-	-	-	-	-	-	-	
(a)	Individuals/ Hindu undivided Family	-	-	3	150	-	-	150	0.00	EQUITY FP	-	150	0	-	150	100	0	0	150	150	
	SWAROOP RAGHUVIR NATEKAR	PROMOTER			50	-	-	50	0.00	EQUITY FP	-	50	0	-	50	100	0	0	50	50	
	VIVEKANAND MARUTI REDEKAR	PROMOTER			50	-	-	50	0.00	EQUITY FP	-	50	0	-	50	100	0	0	50	50	
	BRJESH MADHAV MANERIKAR MADHAV Names.....	PROMOTER			50	-	-	50	0.00	EQUITY FP	-	50	0	-	50	100	0	0	50	50	
(b)	Central Government/ State Government Names.....	-	-	-	-	-	-	-	-	-	-	-	-	-	-	-	-	-	-	-	
(c)	Financial Institutions/ Banks Names.....	-	-	-	-	-	-	-	-	-	-	-	-	-	-	-	-	-	-	-	
(d)	Any other (BODY CORPORATE)	-	-	1	3335792	-	-	3335792	32.83	EQUITY FP	-	3335792	32.83	-	3335792	100	0	0	3335792	3335792	
	INDIA FUTURISTIC MARINE PRIVATE LIMITED Names.....	PROMOTER			3335792	-	-	3335792	32.83	EQUITY FP	-	3335792	32.83	-	3335792	100	0	0	3335792	3335792	
	Sub. Total (A)(1)	-	-	4	3335942	-	-	3335942	32.83	EQUITY FP	-	3335942	32.83	-	3335942	100	0	0	3335942	3335942	
		-	-	-	-	-	-	-	-	-	-	-	-	-	-	-	-	-	-	-	
		-	-	-	-	-	-	-	-	-	-	-	-	-	-	-	-	-	-	-	
		-	-	-	-	-	-	-	-	-	-	-	-	-	-	-	-	-	-	-	
2	Foreign	-	-	-	-	-	-	-	-	-	-	-	-	-	-	-	-	-	-	-	
(a)	Individuals(Non- Resident individuals/ Foreign Individuals) Names.....	-	-	-	-	-	-	-	-	-	-	-	-	-	-	-	-	-	-	-	
(b)	Government Names.....	-	-	-	-	-	-	-	-	-	-	-	-	-	-	-	-	-	-	-	
(c)	Institutions Names.....	-	-	-	-	-	-	-	-	-	-	-	-	-	-	-	-	-	-	-	
(d)	Foreign Portfolio Investor Names.....	-	-	-	-	-	-	-	-	-	-	-	-	-	-	-	-	-	-	-	
(f)	Any other (specify)	-	-	-	-	-	-	-	-	-	-	-	-	-	-	-	-	-	-	-	
	Sub. Total (A)(2)	-	-	0	0	-	-	0	0.00	EQUITY FP	-	0	0	-	0	0	0	0	0	0	0
		-	-	-	-	-	-	-	-	-	-	-	-	-	-	-	-	-	-	-	
	Total Shareholding of Promoter and Promoter Group (A)= (A)(1)+(A)(2)	-	-	4	3335942	-	-	3335942	32.83	EQUITY FP	-	3335942	32.83	-	3335942	100	0	0	3335942	3335942	
	Total	-	-	4	3335942	-	-	3335942	32.83	EQUITY FP	-	3335942	32.83	-	3335942	100	0	0	3335942	3335942	

Details of Shares which remain unclaimed may be given here alongwith details such as number of shareholders, outstanding shares held in demat / unclaimed suspense account voting rights which are frozen etc.

Note

1 PAN would not be displayed on website of Stock Exchange(s)

2 The above format needs to be disclosed alongwith the name of following persons- Institutions/ Non Institutions holding more than 1% of the total number of shares.

3 With respect to the information pertaining to Depository Receipts, the same may be disclosed in the respective columns to the extent information available and the balance to be disclosed as held custodian.


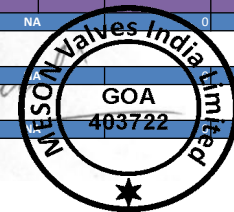
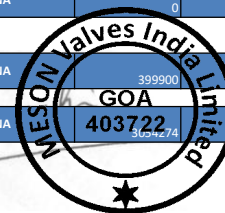


Table III - Statement showing shareholding pattern of the Public Shareholder

Col-1	Col-2	Col-3	Col-4	Col-5	Col-6	Col-7	Col-8	Col-9	Col-10	Col-11	Col-12	Col-13	Col-14	Col-15	Col-16	Col-17	Col-18	Col-19	Col-20	Col-21	Col-22	Col-23		
Category & Name of shareholders	PAN	No. of Shareholders	No. of Fully paid up equity shares held	Partly paid-up equity shares held	No. of shares underlying Depository Receipts	Total nos. shares held	Shareholding as a % of total no. of shares (calculated as per SCRR, 1957)	Number of Voting Rights held in each class of securities				No. of Shares Underlying Outstanding convertible securities (including Warrants)	Total shareholding , as a % assuming full conversion of convertible securities (as a percentage of diluted share capital)	Number of Locked in shares		Number of Shares pledged or otherwise encumbered		Number of equity shares held in dematerialized form	Sub-categorization of shares (XV)					
								No. of Voting Rights			Total as a % of Total Voting Rights			No. (a)	As a % of total shares held (b)	No. (a)	As a % of total shares held (b)		Shareholding (No. of shares) under					
								Class	Class	Total									Sub-category (i)	Sub-category (ii)	Sub-category (iii)			
(I)	(II)	(III)	(IV)	(V)	(VI)	(VII) = (IV)+(V)+(VI)	(VIII) As a % of (A+B+C2)	(IX)				(X)	(XI)= (VII)+(X) As a % of (A+B+C2)	(XII)		(XIII)		(XIV)						
1 Institutions (Domestic)																								
(a) Mutual Funds			0	0			0	0.00	EQUITY FP			0	0.00			0	0.00	NA		0	0	0	0	
Names.....																								
(b) Ventur Capital Funds			0	0			0	0.00	EQUITY FP			0	0.00			0	0.00	NA		0	0	0	0	
Names.....																								
(c) Alternate Investment Funds			3	22800			22800	0.22	EQUITY FP			22800	0.22			0	0.00	NA		22800	0	0	0	0
NEGEN UNDISCOVERED VALUE FUND				16800			16800	0.17	EQUITY FP			16800	0.17					NA		16800	0	0	0	0
UNIFI AIF				3600			3600	0.04	EQUITY FP			3600	0.04					NA		3600				
BLUE LOTUS CAPITAL MULTI BAGGER FUND II				2400			2400	0.02	EQUITY FP			2400	0.02					NA		2400	0	0	0	0
Names.....																								
(d) Banks			1	16800			16800	0.17	EQUITY FP			16800	0.17			0	0.00	NA		16800	0	0	0	0
THE SOUTH INDIAN BANK LIMITED				16800			16800	0.17	EQUITY FP			16800	0.17					NA		16800	0	0	0	0
Names.....																								
(e) Insurance Companies			0	0			0	0.00	EQUITY FP			0	0.00			0	0.00	NA		0	0	0	0	0
Names.....																								
(f) Provident / Pension Funds			0	0			0	0.00	EQUITY FP			0	0.00			0	0.00	NA		0	0	0	0	0
Names.....																								
(g) Asset Reconstruction Companies			0	0			0	0.00	EQUITY FP			0	0.00			0	0.00	NA		0	0	0	0	0
Names.....																								
(h) Sovereign Wealth Funds			0	0			0	0.00	EQUITY FP			0	0.00			0	0.00	NA		0	0	0	0	0
Names.....																								
(i) NBFCs registered with RBI			2	33600			33600	0.33	EQUITY FP			33600	0.33			0	0.00	NA		33600	0	0	0	0
STCI PRIMARY DEALER LIMITED				16800			16800	0.17	EQUITY FP			16800	0.17					NA		16800	0	0	0	0
360 ONE PRIME LIMITED				16800			16800	0.17	EQUITY FP			16800	0.17					NA		16800				
Names.....																								
(j) Other Financial Institutions			0	0			0	0.00	EQUITY FP			0	0.00			0	0.00	NA		0	0	0	0	0
Names.....																								
(k) Any other (specify)			1	156000			156000	1.54	EQUITY FP			156000	1.54			0	0.00	NA		156000	0	0	0	0
MARKET MAKER																								
SHRENI SHARES PRIVATE LIMITED .-PROP				156000			156000	1.54	EQUITY FP			156000	1.54					NA		156000	0	0	0	0
Names.....																								
(l) Sub. Total (B)(1)			7	229200			229200	2.26	EQUITY FP			229200	2.26			0	0.00	NA		229200	0	0	0	0
2 Institutions (Foreign)																								
(a) Foreign Direct Investment			0	0			0	0.00	EQUITY FP			0	0.00			0	0.00	NA		0	0	0	0	0
Names.....																								
(b) Foreign Venture Capital Investors			0	0			0	0.00	EQUITY FP			0	0.00			0	0.00				0	0	0	0
Names.....																								
(c) Sovereign Wealth Funds			0	0			0	0.00	EQUITY FP			0	0.00			0	0.00				0	0	0	0
Names.....																								



(d)	Foreign Portfolio Investors Category I		4	10800		10800	0.11	EQUITY FP		10800	0.11		0	0.00	NA	10800	10800	0	0
	ZEAL GLOBAL OPPORTUNITIES FUND			6000		6000	0.06			6000	0.06					6000	6000		
	SMC IFSC GLOBAL OPPORTUNITIES FUND			2400		2400	0.02			2400	0.02					2400	2400		
	ZINNIA GLOBAL FUND PCC - CELL DEWCAP FUND			1200		1200	0.01			1200	0.01					1200	1200		
	AKENA PCC			1200		1200	0.01			1200	0.01					1200	1200		
(e)	Foreign Portfolio Investors Category II		2	10800		10800	0.11	EQUITY FP		10800	0.11		0	0.00	NA	10800	0	10800	0
	INTECH TECHNOLOGY DMCC			9600		9600	0.09			9600	0.09					9600		9600	
	NEW HORIZON INVESTMENT COMPANY LLC			1200		1200	0.01			1200	0.01					1200		1200	
(f)	Overseas Depositories (holding DRs) (balancing figure)		0	0		0	0.00	EQUITY FP		0	0.00		0	0.00	NA	0	0	0	0
	Names.....																		
(g)	Any other (specify)		0	0		0	0.00	EQUITY FP		0	0.00		0	0.00	NA	0	0	0	0
	Names.....																		
(i)	Sub. Total (B)(2)		6	21600		21600	0.21	EQUITY FP		21600	0.21		0	0.00	NA	21600	10800	10800	0
	Central Government / State Government(s) / President of India																		
(a)	Government Company		0	0		0	0.00	EQUITY FP		0	0.00		0	0.00	NA	0	0	0	0
	Names.....																		
(b)	Central Government		0	0		0	0.00	EQUITY FP		0	0.00		0	0.00	NA	0	0	0	0
	Names.....																		
(c)	State Government		0	0		0	0.00	EQUITY FP		0	0.00		0	0.00	NA	0	0	0	0
	Names.....																		
(d)	FI-Govt Sponsored FI		0	0		0	0.00	EQUITY FP		0	0.00		0	0.00	NA	0	0	0	0
	Names.....																		
(e)	Insurance Funds – Armed Forces – Govt. of India		0	0		0	0.00	EQUITY FP		0	0.00		0	0.00	NA	0	0	0	0
	Names.....																		
	Sub. Total (B)(3)		0	0		0	0.00	EQUITY FP		0	0.00		0	0.00	NA	0	0	0	0
	4 Non- institutions																		
(a)	Associate companies / Subsidiaries		0	0		0	0.00	EQUITY FP		0	0		0	0.00	NA	0	0	0	0
	Names.....																		
(b)	Directors and their relatives (excluding independent directors and nominee directors)		0	0		0	0.00	EQUITY FP		0	0		0	0.00	NA	0	0	0	0
	Names.....																		
(c)	Key Managerial Personnel		0	0		0	0.00	EQUITY FP		0	0		0	0.00	NA	0	0	0	0
	Names.....																		
(d)	Relatives of promoters (other than 'immediate relatives' of promoters disclosed under 'Promoter and Promoter Group' category)		0	0		0	0.00	EQUITY FP		0	0		0	0.00	NA	0	0	0	0
	Names.....																		
(e)	Trusts where any person belonging to 'Promoter and Promoter Group' category is 'trustee', 'beneficiary', or 'author of the trust'		0	0		0	0.00	EQUITY FP		0	0		0	0.00	NA	0	0	0	0
	Names.....																		
(f)	Investor Education and Protection Fund (IEPF)		0	0		0	0.00	EQUITY FP		0	0		0	0.00	NA	0	0	0	0
	Names.....																		
(g)	Individuals shareholders holding nominal share capital upto Rs. 2 Lakhs.		1945	2927100		2927100	28.81	EQUITY FP		2927100	28.81		399900	13.66	NA	399900	0	0	0
	Names.....																		
(h)	Individual shareholders holding nominal share capital in excess of Rs. 2 Lakhs		31	3054274		3054274	30.06	EQUITY FP		3054274	30.06		3054274	100.00	NA	3054274	0	0	0



KUNAL ATUL BORA .	860261	860261	8.47	EQUITY FP	860261	8.47	860261	100.00	NA	860261	0	0	0
KARAN ATUL BORA .	507950	507950	5.00	EQUITY FP	507950	5.00	507950	100.00	NA	507950	0	0	0
JINENDRA G	417000	417000	4.10	EQUITY FP	417000	4.10	417000	100.00	NA	417000	0	0	0
DARSHAN SHRIKANT DESAI	116068	116068	1.14	EQUITY FP	116068	1.14	116068	100.00	NA	116068	0	0	0
SHALINI ABHISHEK RAI	105800	105800	1.04	EQUITY FP	105800	1.04	105800	100.00	NA	105800	0	0	0
PRAVEEN NANJEGOWDA BOREGOWDA	105800	105800	1.04	EQUITY FP	105800	1.04	105800	100.00	NA	105800	0	0	0
BHAVYA JAIN	72250	72250	0.71	EQUITY FP	72250	0.71	72250	100.00	NA	72250	0	0	0
SANDEEP BHANDARI	72250	72250	0.71	EQUITY FP	72250	0.71	72250	100.00	NA	72250	0	0	0
GAURAV SINGH	72250	72250	0.71	EQUITY FP	72250	0.71	72250	100.00	NA	72250	0	0	0
KISHOR DHONDU MAKVAN	71700	71700	0.71	EQUITY FP	71700	0.71	71700	100.00	NA	71700	0	0	0
Names.....3													

(i) Non Resident Indians (NRIs)	14	72800	72800	0.72	EQUITY FP	72800	0.72	50000	68.68	NA	72800	0	0	0
Names.....														

(j) Foreign Nationals	0	0	0	0.00	EQUITY FP	0	0	0	0.00	NA	0	0	0	0
Names.....														

(k) Foreign Companies	0	0	0	0.00	EQUITY FP	0	0	0	0.00	NA	0	0	0	0
Names.....														

(l) Bodies Corporate	30	307277	307277	3.02	EQUITY FP	307277	3.02	218477	71.10	NA	307277	0	0	0
Names.....														

(e) Any other (specify)	114	211869	211869	2.09	EQUITY FP	211869	2.09	53469	25.24	NA	211869	0	0	0
---------------------------	-----	--------	--------	------	-----------	--------	------	-------	-------	----	--------	---	---	---

HUF	112	209469	209469	2.06	EQUITY FP	209469	2.06	53469	25.53	NA	209469	0	0	0
TRUST	2	2400	2400	0.02	EQUITY FP	2400	0.02	0	0	NA	2400			
Names.....														

Sub. Total (B)(4)	2134	6573320	6573320	64.70	EQUITY FP	6573320	64.70	3776120	57.45	NA	6573320	0	0	0
-------------------	------	---------	---------	-------	-----------	---------	-------	---------	-------	----	---------	---	---	---

Total Public Shareholding (B)= 5 (B)(1)+(B)(2)+(B)(3)+(B)(4)	2147	6824120	6824120	67.17	EQUITY FP	6824120	67.17	3776120	55.33	NA	6824120	10800	10800	0
---	------	---------	---------	-------	-----------	---------	-------	---------	-------	----	---------	-------	-------	---

Details of the shareholders acting as persons in Concert including their Shareholding (No. and %)

Details of Shares which remain unclaimed may be given here alongwith details such as number of shareholders, outstanding shares held in demat / unclaimed suspense account voting rights which are frozen etc.

Note

1 PAN would not be dispalyed on website of Stock Exchnage(s)

2 The above format needs to be disclosed along with the names of the shareholders holding 1% or more than 1% of shares of the listed entity. Column no. (XIII) is not applicable in the above format.

3 W.r.t. the information pertaining to Depository Receipts, the same may be disclosed in the respective columns to the extent information available and the balance to be disclosed as held by custodian

4 Categorization and disclosure of each shareholder category should be carried out in the order prescribed in the above format. If a shareholder is falling under more than one category, then the same shall be classified in the category falling first in the order prescribed in the above format. Shareholding

5 Sub-categorization of shares under column no. (XV) will be based on shareholding (no. of shares) under the following sub-categories

i right to nominate a representative (i.e. Director) on the board of the listed entity.

ii Shareholders who have entered into shareholder agreement with the listed entity.

iii Shareholders acting as persons in concert with promoters.

--	--	--	--	--	--	--	--	--	--	--	--	--	--	--	--	--	--	--	--



Table IV - Statement showing shareholding pattern of the Non- Promoter - Non Public Shareholder

	Category & Name of shareholders	PAN	No. of Shareholders	No. of Fully paid up equity shares held	Partly paid-up equity shares held	No. of shares underlying Depository Receipts	Total nos. shares held	Sharehold ing as a % of total no. of shares (calculate d as per SCRR, 1957)	Number of Voting Rights held in each class of securities				No. of Shares Underlying Outstanding convertible securities (including Warrants)	Total Shareholding , as a % assuming full conversion of convertible securities (as a percentage of diluted share capital)	Number of Locked in shares		Number of Shares pledged or otherwise encumbered		Number of equity shares held in dematerialized form (Not Applicable)
									No. of Voting Rights			Total as a % of Total Voting Rights			No. (a)	As a % of total shares held (b)	No. (Not Applicable)	As a % of total shares held (Not	
									Class	Class	Total								
	(I)	(II)	(III)	(IV)	(V)	(VI)	(VII) = (IV)+(V)+(VI)	(VIII) As a % of (A+B+C2)	(IX)				(X)	(XI)= (VII)+(X) As a % of (A+B+C2)	(XII)		(XIII)		(XIV)
1	Custodian / DR Holder																		
(a)	Name of DR Holders (if applicable)																		
	Names.....																		
(b)	Employee Benefit Trust (under SEBI (Share based Employee Benefit Regulations, 2014)																		
	Names.....																		
	Total Non- Promoter - Non- Public Shareholding (C)= (C)(1)+(C)(2)																		

Note

- 1 PAN would not be displayed on website of Stock Exchange(s)
- 2 The above format needs to disclose name of all holders holding more than 1% of the total number of shares.
- 3 With respect to the information pertaining to Depository Receipts, the same may be disclosed in the respective columns to the extent information available.



Details of Shares which remain unclaimed may be given hear along with details such as number of shareholders, outstanding shares held in demat/unclaimed suspense account, voting rights which are frozen etc.

(Kindly start filing data from Row No - 3)

No. of shareholders	No of Shares held
NIL	NIL



Details of the shareholders acting as persons in Concert including their Shareholding: (Kindly start filing data from Row No - 3)			
Name of shareholder	Name of PAC	No. of shareholders	Holding %
NIL	NIL	NIL	NIL



Details of Shares which remain unclaimed may be given hear along with details such as number of shareholders, outstanding shares held in demat/unclaimed suspense account, voting

(Kindly start filing data from Row No - 3)

No. of shareholders	No. of Shares



Table IV - Statement showing shareholding pattern of the Non Promoter- Non Public shareholder

Category & Name of the Shareholders	PAN	No. of shareholder	No. of fully paid up equity shares held	Partly paid-up equity shares held	Nos. of shares underlying Depository Receipts	Total no. shares held	Shareholding % calculate d as per SCRR, 1957 As a % of (A+B+C2)	Number of Voting Rights held in each class of securities				No. of Shares underlying Outstanding convertible securities (including Warrants)	Total shareholding , as a % assuming full conversion of convertible securities (as a percentage of diluted share capital)	Number of Locked in shares		Number of Shares pledged or otherwise encumbered		Number of equity shares held in dematerialized form (Not Applicable)	
								No of Voting Rights			Total as a % of Total Voting rights			No.	As a % of total Shares held	No. (Not applicable)	As a % of total share s held (Not applic able)		
								Class X	Class Y	Total									
	(i)	(ii)	(iii)	(iv)	(v)	(vii)=(iv)+(v)+(vi)	(viii)	(ix)				(x)	(xi)= (vii)+(x)	(xii)		(xiii)		(xiv)	
C1	Custodian/DR Holder		0	0	0	0	0	0	0	0	0	0.00	0	0	0	0.00	0	0.00	0
C2	Employees Benefit Trust (Under SEBI (Share Based Employee Benefit Regulation 2014)		0	0	0	0	0	0	0	0	0	0.00	0	0	0.00	0	0.00	0	
Total Non Promoter Non Public Shareholding (C)= (C1)+(C2)			0	0	0	0	0	0	0	0	0	0.00	0	0	0	0.00	0	0.00	0



Annexure B

Table VI - Statement showing foreign ownership limits

	Board approved limits	Limits utilized
As on shareholding date	100	0.21
As on the end of previous 1st quarter	100	NA
As on the end of previous 2nd quarter	100	NA
As on the end of previous 3rd quarter	100	NA
As on the end of previous 4th quarter	100	NA



Table V - Statement showing details of significant beneficial owners

Sr. No	Details of the beneficial owner (I)			Details of the registered owner (II)			Particulars of the shares in which significant beneficial interest is held by the beneficial owner (III)		Date of Creation / acquisition of significant beneficial interest (IV)
	NAME	PAN	Nationality	Name	PAN	Nationality	Number of shares	Shareholding as a % of total no. of shares (calculated as per SCRR, 1957) As a % of (A+B+C2)	
NIL	NIL	NIL	NIL	NIL	NIL	NIL	NIL	NIL	NIL

