

## Annexure

### Index

<b>1. Display of Indicative Index Close Value.....</b>	<b>2</b>
<b>2. Use of Standardized File Format .....</b>	<b>4</b>

## 1. Display of Indicative Index Close Value

With reference to Exchange circular number 20230419-43, 20230503-26 & 20230529-11 , on dissemination of “Indicative Close value of Index” for S&P BSE SENSEX & S&P BSE BANKEX between 3:00 to 3:30 pm as a value-added information to all market participants which will be made live from Monday, June 05, 2023 onwards.

On account of above circular following changes has been introduced in this version -

### Indices Value window -

- To display Indicative Index close value, two new windows “S&P BSE SENSEX Indicative close” and “S&P BANKEX Indicative close” have been introduced exactly below “S&P BSE SENSEX”.
- In this new window, Indicative Index Close value will be displayed between 3:00 to 3:30 pm else it will have no value.
- Above two new windows will be fixed like S&P BSE SENSEX and user will not be allowed to move.

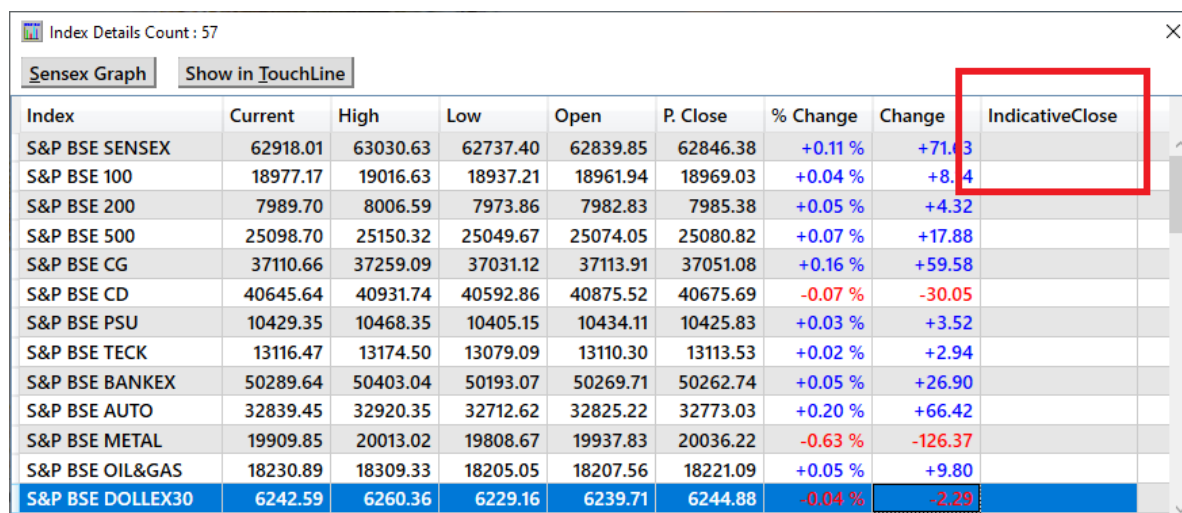


S&P BSE SENSEX	59376.70	▲ 0.00
S&P BSE SENSEX Indicative Close	59443.30	▲ 0.00
S&P BSE BANKEX Indicative Close	45859.78	▲ 0.00

- All users who are using this version of BOLT Pro TWS need to ensure that all latest master files at the time of login are download for Equity segment.
- In case at the time of login error message “Latest Indices Master file is not present” or “Cannot read Indices Master File, please download latest settlement master file” is displayed, in that case kindly re-download Equity segment master files and login again.
- If user failed to download new master files of Equity segment or decide to login even after above error message, then “Previous close value” against Indices may be displayed blank, accordingly Index change in terms of value and percentage will have no value.

### Index Detail (Shift +F7)

New column “IndicativeClose” shall be included in this window.



Index	Current	High	Low	Open	P. Close	% Change	Change	IndicativeClose
S&P BSE SENSEX	62918.01	63030.63	62737.40	62839.85	62846.38	+0.11 %	+71.53	
S&P BSE 100	18977.17	19016.63	18937.21	18961.94	18969.03	+0.04 %	+8.09	
S&P BSE 200	7989.70	8006.59	7973.86	7982.83	7985.38	+0.05 %	+4.32	
S&P BSE 500	25098.70	25150.32	25049.67	25074.05	25080.82	+0.07 %	+17.88	
S&P BSE CG	37110.66	37259.09	37031.12	37113.91	37051.08	+0.16 %	+59.58	
S&P BSE CD	40645.64	40931.74	40592.86	40875.52	40675.69	-0.07 %	-30.05	
S&P BSE PSU	10429.35	10468.35	10405.15	10434.11	10425.83	+0.03 %	+3.52	
S&P BSE TECK	13116.47	13174.50	13079.09	13110.30	13113.53	+0.02 %	+2.94	
S&P BSE BANKEX	50289.64	50403.04	50193.07	50269.71	50262.74	+0.05 %	+26.90	
S&P BSE AUTO	32839.45	32920.35	32712.62	32825.22	32773.03	+0.20 %	+66.42	
S&P BSE METAL	19909.85	20013.02	19808.67	19937.83	20036.22	-0.63 %	-126.37	
S&P BSE OIL&GAS	18230.89	18309.33	18205.05	18207.56	18221.09	+0.05 %	+9.80	
S&P BSE DOLLEX30	6242.59	6260.36	6229.16	6239.71	6244.88	-0.04 %	-2.29	

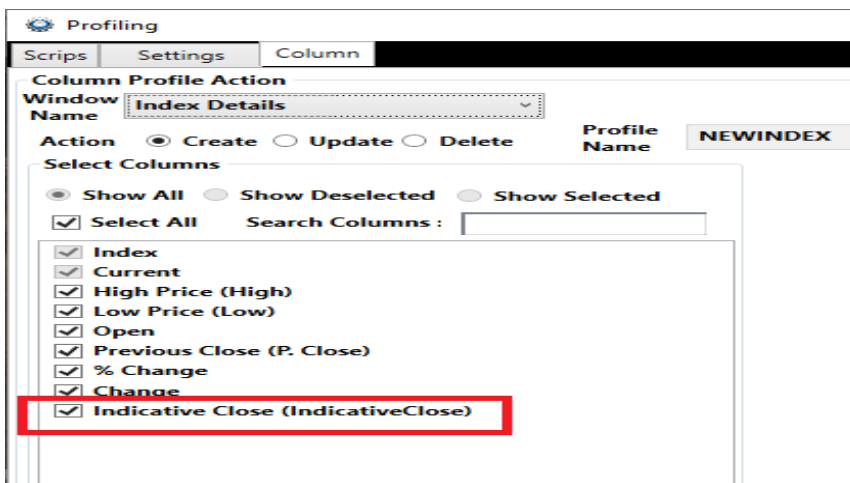
## All Indices (Ctrl + Shift+ F7)

New column “IndicativeClose” shall be included in this window.

All Indices - 2/57 <span>Hide Menu</span> <span>✖</span>				
BSE	S&P BSE BANKEX	Add	Delete	
IndexName	U	CurrentVal	Change	IndicativeClose
S&P BSE SENSEX	▲	62917.17	+70.79	
S&P BSE BANKEX	▲	50289.66	+26.92	

## Indicative Close Column Profiling -

“IndicativeClose” column can be individually profiled using Column profiling for Index Details window.



Profiling

Scripts Settings Column

Column Profile Action

Window Name: Index Details

Action: ☒ Create ☐ Update ☐ Delete

Profile Name: NEWINDEX

Select Columns

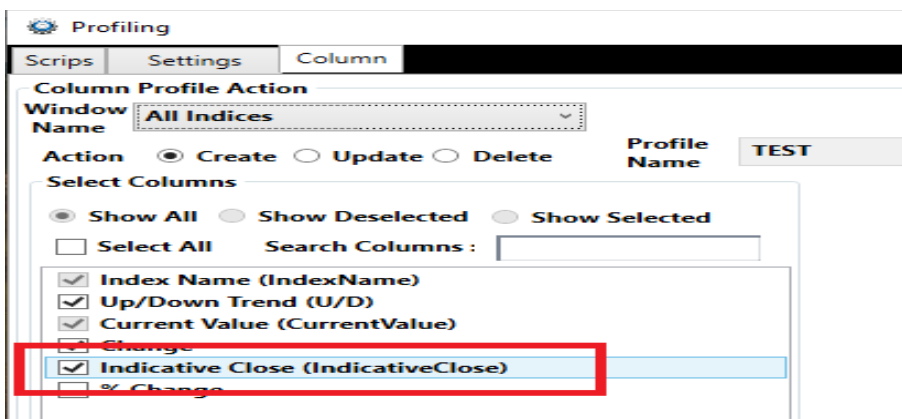
☒ Show All ☐ Show Deselected ☐ Show Selected

☒ Select All Search Columns:

- ☒ Index
- ☒ Current
- ☒ High Price (High)
- ☒ Low Price (Low)
- ☒ Open
- ☒ Previous Close (P. Close)
- ☒ % Change
- ☒ Change
- ☒ Indicative Close (IndicativeClose)

## For All Indices window –

“IndicativeClose” column can be individually profiled using Column profiling for All Index Details window.



Profiling

Scripts Settings Column

Column Profile Action

Window Name: All Indices

Action: ☒ Create ☐ Update ☐ Delete

Profile Name: TEST

Select Columns

☒ Show All ☐ Show Deselected ☐ Show Selected

☐ Select All Search Columns:

- ☒ Index Name (IndexName)
- ☒ Up/Down Trend (U/D)
- ☒ Current Value (CurrentValue)
- ☒ Change
- ☒ Indicative Close (IndicativeClose)
- ☐ % Change

## **2. Use of Standardized File Format**

Changes has been made in this version of BOLT pro TWS to use following Standardized files provided by Exchange. BOLT pro TWS user who are using this version must ensure that updated masters files all downloaded at the time of login -

- Equity Security Master File(BSE\_EQ\_SCRIP\_DDMMYYYY.csv)
- Equity Derivative Contract Master File (BSE\_EQD\_CONTRACT\_DDMMYYYY.csv)
- Equity Derivative Spread Contract Master File (BSE\_EQD\_SPDCONTRACT\_DDMMYYYY.csv)
- Currency Derivative Contract Master File (BSE\_BFX\_CONTRACT\_DDMMYYYY.csv)
- Currency Derivative Spread Contract Master File(BSE\_BFX\_SPDCONTRACT\_DDMMYYYY.csv)
- Commodity Derivative Contract Master(BSE\_BFX\_SPDCONTRACT\_DDMMYYYY.csv)

**\*\*\*\*End of Document\*\*\*\***