

Holding of Specified Securities

Annexure - I

1. Name of Listed Entity:		BRIGHT OUTDOOR MEDIA LIMITED	
2. Scrip Code/Name of Scrip/Class of Security			
3. Share Holding Pattern Filed under: Reg. 31(1)(a)/Reg. 31(1)(b)/Reg. 31(1)(c)			
a. If under 31(1)(b) then indicate the report for Quarter ending		22-03-2023	
b. If under 31(1)(c) then indicate date of allotment/extinguishment			
4. Declaration: The Listed entity is required to submit the following declaration to the extent of submission of information:-			
Particulars		Yes*	No*
1. Whether the Listed Entity has issued any partly paid up shares?			
2. Whether the Listed Entity has issued any Convertible Securities ?			
3. Whether the Listed Entity has issued any Warrants ?			
4. Whether the Listed Entity has any shares against which depository receipts are issued?			
5. Whether the Listed Entity has any shares in locked-in?		Yes*	
6. Whether any shares held by promoters are pledge or otherwise encumbered?			
7. Whether company has equity shares with differential voting rights?			
8. Whether the listed entity has any significant beneficial owner?			
* If the Listed Entity selects the option 'No' for the questions above, the columns for the partly paid up shares, Outstanding Convertible Securities/Warrants, depository receipts, locked-in shares, No of shares pledged or otherwise encumbered by promoters, as applicable, shall not be displayed at the time of dissemination on the Stock Exchange website. Also wherever there is 'No' declared by Listed Entity in above table the values will be considered as 'Zero' by default on submission of the format of holding of specified securities.			



Table I - SUMMARY STATEMENT HOLDING OF SPECIFIED SECURITIES

Category of shareholder (i)	No. of shares held (iii)	No. of fully paid up equity share held (iv)	No. of Partly paid-up equity share held (v)	No. of shares underlying Depository Receipts (vi)	Total nos. shares held (vii) = (iv)+(v)+(vi)	Shareholding as a % of total no. of shares (calculated as per SCRR, 1957) (viii) As a % of (A+B+C2)	Number of Voting Rights held in each class of securities (ix)			Total as a % of (A+B+C)	No. of Shares Underlying Outstanding convertible securities (including Warrants) (x)	Shareholding, as a % assuming full conversion of convertible securities as a % of diluted share capital (xi) = (vii)+(x) As a % of	Number of Locked in shares (xii)		Number of Shares pledged or otherwise encumbered (xiii)		Number of equity shares held in dematerialized form (xiv)
							Class Equity	Class Others	Total				No. (a)	As a % of total shares held (b)	No. (a)	As a % of total shares held (b)	
(A) Promoter & Promoter Group	4	10128776	0	0	10128776	72.7183	10128776	0	10128776	72.7183	0	72.7183	10128776	100.0000	0	0.0000	10128776
(B) Public	1877	3800004	0	0	3800004	27.2817	3800004	0	3800004	27.2817	0	27.2817	4	0.0001	0	0.0000	3800004
(C) Non Promoter-Non Public	0	0	0	0	0	0	0	0	0	0.0000	0	0.0000	0	0.0000	NA	NA	0
(C1) Shares underlying DRs	0	0	0	0	0	NA	0	0	0	0.0000	0	0.0000	0	0.0000	NA	NA	0
(C2) Shares held by Employee Trusts	0	0	0	0	0	0	0	0	0	0.0000	0	0.0000	0	0.0000	NA	NA	0
Total	1881	13928780	0	0	13928780	100.0000	13928780	0	13928780	100.0000	0	100.0000	10128780	72.7184			13928780



Table II - STATEMENT SHOWING SHAREHOLDING PATTERN OF THE PROMOTER AND PROMOTER GROUP

Table II - STATEMENT SHOWING SHAREHOLDING PATTERN OF THE PROMOTER AND PROMOTER GROUP																		
Category & Name of the shareholders (i)	Entity Type	No of Share holders (iii)	No of fully paid up equity Shares held (iv)	Partly paid-up equity Share held (v)	No. of shares underlying Depository Receipts (vi)	Total nos. shares held (vii)=(iv)+(v)+(vi)	Shareho lding % calculated as per SCRR,1 957 As a % of (A+B+C 2) (viii)	Number of Voting Rights held in each class of securities (ix)			Total as a % of (A+B+C)	No. of Shares Underlying Outstanding convertible securities (including Warrants) (x)	Shareholdi ng, as a % assuming full conversio n of securities(as a % of diluted	Number of Locked in shares (xi)		Number of Shares pledged or otherwise encumbered (xiii)		Number of equity shares held in demateri alized form (xiv)
								Class Equity	Class Others	Total			No. (a)	As a % of total shares held (b)	No. (a)	As a % of total shares held (b)		
1 Indian																		
(a) Individuals/Hindu undivided Family																		
YOGESH JIWANILAL LAKHANI	Promoter	1	10124323	0	0	10124323	72.6864	10124323	0	10124323	72.6864	0	72.6864	10124323	100.0000	0	0.0000	10124323
JAGRUTI YOGESH LAKHANI	Promoter	1	400	0	0	400	0.0029	400	0	400	0.0029	0	0.0029	400	100.0000	0	0.0000	400
DIPAKKUMAR RAMNIKAL SHAH	Promoter	1	1	0	0	1	0.0000	1	0	1	0.0000	0	0.0000	1	100.0000	0	0.0000	1
Total		3	10124724	0	0	10124724	72.6892	10124724	0	10124724	72.6892	0	72.6892	10124724	100.0000	0	0.0000	10124724
(b) Central Government/State Government(s)																		
Total		0	0	0	0	0	0.0000	0	0	0	0.0000	0	0.0000	0	0.0000	0	0.0000	0
(c) Financial Institutions/Banks																		
Total		0	0	0	0	0	0.0000	0	0	0	0.0000	0	0.0000	0	0.0000	0	0.0000	0
(d) Any Other/ANY OTHERS (Specify))																		
YOGESH J LAKHANI HUF .	Promoter Group	1	4052	0	0	4052	0.0291	4052	0	4052	0.0291	0	0.0291	4052	100.0000	0	0.0000	4052
Total		1	4052	0	0	4052	0.0291	4052	0	4052	0.0291	0	0.0291	4052	100.0000	0	0.0000	4052
Sub-Total (A)1		4	10128776	0	0	10128776	72.7183	10128776	0	10128776	72.7183	0	72.7183	10128776	100.0000	0	0.0000	10128776
2 Foreign																		
(a) Individuals(Non-Resident Individuals/Foreign Individuals)																		
Total		0	0	0	0	0	0.0000	0	0	0	0.0000	0	0.0000	0	0.0000	0	0.0000	0
(c) Institutions																		
Total		0	0	0	0	0	0.0000	0	0	0	0.0000	0	0.0000	0	0.0000	0	0.0000	0
Sub-Total (A)2		0	0	0	0	0	0.0000	0	0	0	0.0000	0	0.0000	0	0.0000	0	0.0000	0
Total Shareholding of Promoters		4	10128776	0	0	10128776	72.7183	10128776	0	10128776	72.7183	0	72.7183	10128776	100.0000	0	0.0000	10128776
Details of Shares which remain unclaimed may be given hear along with details such as number of shareholders, outstanding shares held in demat/unclaimed suspense account, voting rights which are frozen etc.																		
Note:																		
(1) PAN would not be displayed on website of Stock Exchange(s).																		
(2) The term "Encumbrance" has the same meaning as assigned under regulation 26(3) of SEBI (Substantial Acquisition of Shares and Takeovers) Regulations, 2011.																		

Details of Shares which remain unclaimed may be given hear along with details such as number of shareholders, outstanding shares held in demat/unclaimed suspense account, voting rights which are frozen etc.

Note:

(1) PAN would not be displayed on website of Stock Exchange(s).

(2) The term "Encumbrance" has the same meaning as assigned under regulation 28(3) of SEBI (Substantial Acquisition of Shares and Takeovers) Regulations, 2011.




Table III - STATEMENT SHOWING SHAREHOLDING PATTERN OF THE PUBLIC SHAREHOLDER

Category & Name of the shareholders (i)	No.s of Share holders (iii)	No. of fully paid up equity Share held (iv)	Partly paid-up equity Share held (v)	No.s of shares underlying Depository Receipts (vi)	Total nos. shares held (vii)=(iv)+(v)+(vi)	Shareholding % calculated as per SCRR,1957 (viii) As a % of (A+B+C2)	Number of Voting Rights held in each class of securities (ix)			No. of Shares Underlying Outstanding convertible securities (including Warrants) (x)	Total Shareholding, as a % assuming full conversion of convertible securities (as a percentage of diluted share capital) (xi)=(vii)+(x) As a % of (A+B+C2)	Number of Locked in shares (xii)		Number of Shares pledged or otherwise encumbered (xiii)		Number of equity shares held in dematerialized form (xiv)	Sub-categorization of shares (xv)					
							No of Voting Rights	Class Equity	Class Debt			Total	As a % of Total Voting Rights	No.	As a % of total shares held (vi)		No. (Not applicable) (vi)	As a % of total shares held (vi)	Sub-category (i)	Sub-category (ii)	Sub-category (iii)	
1 Institutions (Domestic)																						
(a) Mutual Funds	0	0	0	0	0	0.0000	0	0	0	0	0.0000	0	0.0000	NA	NA	0						
(b) Venture Capital Funds	0	0	0	0	0	0.0000	0	0	0	0	0.0000	0	0.0000	NA	NA	0						
(c) Alternate Investment Funds	0	0	0	0	0	0.0000	0	0	0	0	0.0000	0	0.0000	NA	NA	0						
(d) Banks	0	0	0	0	0	0.0000	0	0	0	0	0.0000	0	0.0000	NA	NA	0						
(e) Insurance Companies	0	0	0	0	0	0.0000	0	0	0	0	0.0000	0	0.0000	NA	NA	0						
(f) Provident / Pension Funds	0	0	0	0	0	0.0000	0	0	0	0	0.0000	0	0.0000	NA	NA	0						
(g) Asset Reconstruction Companies	0	0	0	0	0	0.0000	0	0	0	0	0.0000	0	0.0000	NA	NA	0						
(h) Sovereign Wealth Funds	0	0	0	0	0	0.0000	0	0	0	0	0.0000	0	0.0000	NA	NA	0						
(i) NBFCs registered with RBI	0	0	0	0	0	0.0000	0	0	0	0	0.0000	0	0.0000	NA	NA	0						
(j) Other Financial Institutions	0	0	0	0	0	0.0000	0	0	0	0	0.0000	0	0.0000	NA	NA	0						
2 Institutions (Foreign)																						
(a) Foreign Direct Investment	0	0	0	0	0	0.0000	0	0	0	0	0.0000	0	0.0000	NA	NA	0						
(b) Foreign Venture Capital Investors	0	0	0	0	0	0.0000	0	0	0	0	0.0000	0	0.0000	NA	NA	0						
(c) Foreign Sovereign Wealth Funds	0	0	0	0	0	0.0000	0	0	0	0	0.0000	0	0.0000	NA	NA	0						
(d) Foreign Portfolio Investors Category I	0	0	0	0	0	0.0000	0	0	0	0	0.0000	0	0.0000	NA	NA	0						
(e) Foreign Portfolio Investors Category II	0	0	0	0	0	0.0000	0	0	0	0	0.0000	0	0.0000	NA	NA	0						
(f) OVERSEAS DEPOSITORIES (Holding DRs)	0	0	0	0	0	0.0000	0	0	0	0	0.0000	0	0.0000	NA	NA	0						
(Balancing Figure)	0	0	0	0	0	0.0000	0	0	0	0	0.0000	0	0.0000	NA	NA	0						
3 Central Government / State Government																						
(a) Central Government / President of India	0	0	0	0	0	0.0000	0	0	0	0	0.0000	0	0.0000	NA	NA	0						
(b) State Government / Governor	0	0	0	0	0	0.0000	0	0	0	0	0.0000	0	0.0000	NA	NA	0						
(c) Central/State Govt. shareholding by Cos or Bodies Corp	0	0	0	0	0	0.0000	0	0	0	0	0.0000	0	0.0000	NA	NA	0						
SUB TOTAL (B)(3)																						
4 Non-institutions																						
(a) Associate Companies / Subsidiaries	0	0	0	0	0	0.0000	0	0	0	0	0.0000	0	0.0000	NA	NA	0						
(b) Directors And their relatives (Non-Promoter)	0	0	0	0	0	0.0000	0	0	0	0	0.0000	0	0.0000	NA	NA	0						
(c) Key Managerial Personnel	0	0	0	0	0	0.0000	0	0	0	0	0.0000	0	0.0000	NA	NA	0						
(d) Relatives of Promoters (Non-Promoter)	0	0	0	0	0	0.0000	0	0	0	0	0.0000	0	0.0000	NA	NA	0						
(e) Trusts (Non-Promoter)	0	0	0	0	0	0.0000	0	0	0	0	0.0000	0	0.0000	NA	NA	0						
(f) Investor Education and Protection Fund(IETF)	0	0	0	0	0	0.0000	0	0	0	0	0.0000	0	0.0000	NA	NA	0						
(g) Individuals - I, Individual shareholders holding nominal share capital up to Rs. 2 lakhs.	1610	1833004	0	0	1833004	13.1598	0	1833004	0	1833004	13.1598	4	0.0002	NA	NA	1833004						
(h) INDIVIDUAL - II, Individual shareholders holding nominal share capital in excess of Rs. 2 lakhs.	5	394000	0	0	394000	2.8287	0	394000	0	394000	2.8287	0	0.0000	NA	NA	394000						
BISHAL MORE																						
(i) NON RESIDENT INDIANS (NRIs)	1	161000	0	0	161000	1.1559	0	161000	0	161000	1.1559	0	0.0000	0	0	161000						
FOREIGN NATIONALS																						
(k) Foreign Companies	0	0	0	0	0	0.0000	0	0	0	0	0.0000	0	0.0000	NA	NA	0						
(l) BODIES CORPORATE	8	1031000	0	0	1031000	7.4019	0	1031000	0	1031000	7.4019	0	0.0000	NA	NA	1031000						
ACCELIT TRADING PRIVATE LIMITED.	1	188000	0	0	188000	1.3497	0	188000	0	188000	1.3497	0	0.0000	0	0	188000						
BELMONDO TRADING PRIVATE LIMITED.	1	189000	0	0	189000	1.3569	0	189000	0	189000	1.3569	0	0.0000	0	0	189000						
KEESAR TRACOM INDIA LLP KEESAR TRACOM	1	157000	0	0	157000	1.1272	0	157000	0	157000	1.1272	0	0.0000	0	0	157000						
MAHAVIHE IMPEX PRIVATE LIMITED - SUNRISE GILTS & SECURITIES PRIVATE LIMITED	1	161000	0	0	161000	1.1559	0	161000	0	161000	1.1559	0	0.0000	0	0	161000						
	1	161000	0	0	161000	1.1559	0	161000	0	161000	1.1559	0	0.0000	0	0	161000						




Table IV - STATEMENT SHOWING SHAREHOLDING PATTERN OF THE NON PROMOTER - NON PUBLIC SHAREHOLDER

Category & Name of the shareholders (i)	No. of Share holders (iii)	No. of fully paid up equity Share held (iv)	Partly paid-up equity Share held (v)	No. of shares underlying Depository Receipts (vi)	Total no. shares held (vii) = (iv)+(v)+(vi)	Shareholding as per SCRR, 1957 As a % of (A+B+C2) (viii)	Number of Voting Rights held in each class of securities (ix)			No. of Shares Underlying Outstanding convertible securities (including Warrants) (x)	Total Shareholding, as a % assuming full conversion of convertible securities(as a % of diluted share capital) (xi) = (vii)+(x) As a % of (A+B+C2)	Number of Locked in shares (xii)		Number of Shares pledged or otherwise encumbered (xiii)		Number of equity shares held in dematerialized form (xiv)
							No of Voting Rights	Class Equity x	Class Others y	Total		No. (a)	As a % of total shares held (b)	No. (a)	As a % of total shares held (b)	
1 Custodian/DR Holder																
10	0	0	0	0	0	0.0000		0	0	0	0.0000	0	0.0000	NA	NA	0
Total Non Promoter-Non Public Shareholding (c)=(i)+(c)(2)	0	0	0	0	0	0.0000		0	0	0	0.0000	0	0.0000	NA	NA	0

Note


(1) PAN would not be displayed on website of Stock Exchange(s).

(2) The above format needs to disclose name of all holders holding more than 1% of total number of shares.

(3) W.r.t. the information pertaining to Depository Receipts, the same may be disclosed in the respective columns to the extent information available.



Table V - STATEMENT SHOWING DETAILS OF SIGNIFICANT BENEFICIAL OWNERS

[illegible]

Annexure - B

Table VI - Statement Showing Foreign Ownership Limit

	Board approved limits	Limits utilized
As on shareholding date		
As on the end of previous 1st quarter		
As on the end of previous 2nd quarter		
As on the end of previous 3rd quarter		
As on the end of previous 4th quarter		

