


1. Name of Listed Entity:
2. Scrip Code/Name of Scrip/Class of Security
3. Share Holding Pattern Filed under: Reg. 31(1)(a)/Reg. 31(1)(b)/Reg. 31(1)(c)
 - a. if under 31(1)(b) then indicate the report for Quarter ending
 - b. if under 31(1)(c) then indicate date of allotment/excise/impairment
4. Declaration: The listed entity is required to submit the following declaration to the extent of submission of information:-

Reg. 31(1) (c)
02/03/2022 (Post Issue)

Particulars		Yes*	No*
1.	Whether the Listed Entity has issued any partly paid up shares?		
2.	Whether the Listed Entity has issued any Convertible Securities or Warrants?		No
3.	Whether the Listed Entity has any shares against which depository receipts are issued?		No
4.	Whether the Listed Entity has any shares in locked-in?	Yes	
5.	Whether any shares held by promoters are pledged or otherwise encumbered?		No


* If the Listed Entity selects the option 'No' for the questions above, the columns for the partly paid up shares, Outstanding Convertible Securities/Warrants, depository receipts, locked-in shares, No of shares pledged or otherwise encumbered by promoters, as applicable, shall not be displayed at the time of dissemination on the Stock Exchange website. Also wherever there is 'No' declared by Listed Entity in above table the values will be considered as 'Zero' by default on submission of the format of holding of specified securities.

5. The tabular format for disclosure of holding of specified securities is as follows:-



Category	Category of shareholder	Nos. of shares others	No. of fully paid up equity shares held	No. of Equity pick-up shares held	No. of shares underlying Depository Receipts	Total nos. shares held (VII)=(IV)+(V)+(VI)	Shareholding as a % of total no. of shares (calculated as per SCRR, 1997) As a % of (A+B+C2)	Number of Voting Rights held in each class of securities			No. of Shares Underlying Outstanding securities (including Warrants)	Shareholding as a % assuming full conversion of convertible securities (as a percentage of diluted share capital) As a % of (A+B+C2)	Number of Locked in shares		Number of Shares pledged or otherwise encumbered	As a % of total Shares held (B)	Number of equity shares held in dematerialized form
								Class:Equity	Class:Preference	Total			No. (a)	As a % of total Shares held (b)			
(I)	(II)	(III)	(IV)	(V)	(VI)	(VII)	(VIII)	(IX)			(X)	(XI)	(XII)	(XIII)	(XIV)	(XV)	
(A)	Promoter & Promoter Group	7	1000000	0	0	1000000	71.43	1000000	0	0	1000000	71.43	1000000	100.00	0	100.00	1000000
(B)	Public	177	400000	0	0	400000	28.57	400000	0	0	400000	28.57	0	0	0	0	400000
(C)	Non Promoter- Non Public	0	0	0	0	0	0.00	0	0	0	0.00	0	0	0	0	0	0
(C1)	Shares underlying DRs	0	0	0	0	0	0.00	0	0	0	0.00	0	0	0	0	0	0
(C2)	Shares held by Employee Trusts	0	0	0	0	0	0.00	0	0	0	0.00	0	0	0	0	0	0
	Total	184	1400000	0	0	1400000	100.00	1400000	0	0	1400000	100.00	1000000	100.00	0	100.00	1400000

M. Mani Sankar



1	Indian	Category & Name of the Shareholders	Entity type i.e. promoter OR promoter group entity (except promoters)	No. of fully paid up equity shares held	Partly paid up equity shares held	Nos. of shares underlying Depository Receipts	Total nos. shares held	Shareholding % calculated as per SCRR, 1957 As a % of (A+B+C2)	Number of Voting Rights held in each class of securities			Total as a % of Total Voting Rights	No. of Shares Underlying Outstanding convertible securities (including Warrants)	Shareholding as a % assuming full conversion of convertible securities (as a diluted share capital)	Number of Locked In Shares	Number of Shares pledged or otherwise encumbered	Number of Share equity held in dematerialised form
									Class X	Class Y	Total						
		(b) Individual/Hindu Undivided Family		7	1000000	0	1000000	71.43	1000000	0	1000000	71.43	0	0	0	0	1000000
		MAANSA SHARMA	Promoter		0	0	0										
		KARTIK SHARMA	Promoter Group		999999	0	999999	71.42	999999	0	999999	71.42	999999	99.99	0	0	999999
		RIIK SHARMA	Promoter Group		20	0	20	0.00	20	0	20	0.00	20	0.00	0	0	20
		PRATHMA SHARMA	Promoter Group		20	0	20	0.00	20	0	20	0.00	20	0.00	0	0	20
		MEERA	Promoter Group		20	0	20	0.00	20	0	20	0.00	20	0.00	0	0	20
		VIKAS SHARMA	Promoter Group		20	0	20	0.00	20	0	20	0.00	20	0.00	0	0	20
		HARSH VAARDHAN SHARMA	Promoter Group		20	0	20	0.00	20	0	20	0.00	20	0.00	0	0	20
		Central Government/State Government(s)		0	0	0	0	0.00	0	0	0	0.00	0	0.00	0	0	0
		Financial Institutions/Banks		0	0	0	0	0.00	0	0	0	0.00	0	0.00	0	0	0
		Any other (Specify)		0	0	0	0	0.00	0	0	0	0.00	0	0.00	0	0	0
		Sub Total (a)(1)		7	1000000	0	1000000	71.43	1000000	0	1000000	71.43	0	0.00	0	0	1000000
		Foreign		0	0	0	0	0.00	0	0	0	0.00	0	0.00	0	0	0
		(a) Individual/Non Resident Individual/Foreign Individual		0	0	0	0	0.00	0	0	0	0.00	0	0.00	0	0	0
		Government		0	0	0	0	0.00	0	0	0	0.00	0	0.00	0	0	0
		(b) Institutions		0	0	0	0	0.00	0	0	0	0.00	0	0.00	0	0	0
		(c) Foreign Portfolio Investor		0	0	0	0	0.00	0	0	0	0.00	0	0.00	0	0	0
		(d) Any other (Specify)		0	0	0	0	0.00	0	0	0	0.00	0	0.00	0	0	0
		Sub Total (a)(2)		0	0	0	0	0.00	0	0	0	0.00	0	0.00	0	0	0
		Total Shareholding of Promoter and Promoter Group (A)= (A)(1)+(A)(2)		7	1000000	0	1000000	71.43	1000000	0	1000000	71.43	0	0.00	0	0	1000000




Table III - Statement showing shareholding pattern of the Public Shareholder

Category & Name of the Shareholders	Nos. of shares held	No. of fully paid up equity shares held	Partly paid-up equity shares held	Nos. of shares underlying Depository Receipts	Total nos. shares held	Shareholding % As a % of (A+B+C2) SCRR, 1957	Number of Voting Rights held in each class of securities			Total as a % of Total Voting Rights	No. of Shares Underlying convertible securities (including Warrants)	Total shareholding as a % assuming full conversion of convertible securities (as a percentage of diluted share capital)	Number of locked in shares		Number of Shares pledged or otherwise encumbered	Number of equity shares held in dematerialized form
							Class X	Class Y	Total				No. (a)	As a % of total shares held (b)		
1 Institutions																
(a) Mutual Fund	0	0	0	0	0	0.0000	0	0	0.0000	0	0.0000	0	0	0	0	0
(b) Venture Capital Funds	0	0	0	0	0	0.0000	0	0	0.0000	0	0.0000	0	0	0	0	0
(c) Alternative Investment Funds	0	0	0	0	0	0.0000	0	0	0.0000	0	0.0000	0	0	0	0	0
(d) Foreign Venture Capital Investor	0	0	0	0	0	0.0000	0	0	0.0000	0	0.0000	0	0	0	0	0
(e) Foreign Portfolio Investors	0	0	0	0	0	0.0000	0	0	0.0000	0	0.0000	0	0	0	0	0
(f) Financial Institutions/Banks	0	0	0	0	0	0.0000	0	0	0.0000	0	0.0000	0	0	0	0	0
(g) Insurance Companies	0	0	0	0	0	0.0000	0	0	0.0000	0	0.0000	0	0	0	0	0
(h) Provident Fund/Pensions Funds	0	0	0	0	0	0.0000	0	0	0.0000	0	0.0000	0	0	0	0	0
(i) Law/Other Society	0	0	0	0	0	0.0000	0	0	0.0000	0	0.0000	0	0	0	0	0
Sub Total (B)(1)	0	0	0	0	0	0.0000	0	0	0.0000	0	0.0000	0	0	0	0	0
2 Central Government/State Government/President of India	0	0	0	0	0	0.0000	0	0	0.0000	0	0.0000	0	0	0	0	0
Sub Total (B)(2)	0	0	0	0	0	0.0000	0	0	0.0000	0	0.0000	0	0	0	0	0
3 Non-Institutions																
(a) 1. Individual Shareholders holding Nominal Share Capital Up to 2 Lacs	151	339200	0	0	339200	24.2286	339200	339200	24.2286	0	0.0000	0	0.0000	0	0	339200
2. Individual Shareholders holding Nominal Share Capital Above 2 Lacs	0	0	0	0	0	0.0000	0	0	0.0000	0	0.0000	0	0.0000	0	0	0
(b) NRI's Registered With NRI	0	0	0	0	0	0.0000	0	0	0.0000	0	0.0000	0	0	0	0	0
(c) Employee Trusts	0	0	0	0	0	0.0000	0	0	0.0000	0	0.0000	0	0	0	0	0
(d) Any other Society	0	0	0	0	0	0.0000	0	0	0.0000	0	0.0000	0	0	0	0	0
(e) Bodies Corporate	3	30400	0	0	30400	2.1714	30400	30400	2.1714	0	0.0000	0	0.0000	0	0	30400
SHREEM SHARIS PRIVATE LIMITED.	2	22400	0	0	22400	1.6000	22400	22400	1.6000	0	0.0000	0	0.0000	0	0	22400
(f) Non Resident Indians	2	3200	0	0	3200	0.2286	3200	3200	0.2286	0	0.0000	0	0.0000	0	0	3200
(g) Resident Indian Hindu Trusts	11	27200	0	0	27200	1.9429	27200	27200	1.9429	0	0.0000	0	0.0000	0	0	27200
(h) Clearing Members/Houses	0	0	0	0	0	0.0000	0	0	0.0000	0	0.0000	0	0	0	0	0
(i) Foreign Companies	0	0	0	0	0	0.0000	0	0	0.0000	0	0.0000	0	0	0	0	0
(j) FPI's	0	0	0	0	0	0.0000	0	0	0.0000	0	0.0000	0	0	0	0	0
(k) Escrow Account	0	0	0	0	0	0.0000	0	0	0.0000	0	0.0000	0	0	0	0	0
(l) Firm's	0	0	0	0	0	0.0000	0	0	0.0000	0	0.0000	0	0	0	0	0
(m) Others	0	0	0	0	0	0.0000	0	0	0.0000	0	0.0000	0	0	0	0	0
Sub Total (B)(3)	177	400000	0	0	400000	28.5714	400000	400000	28.5714	0	0.0000	0	0.0000	0	0	400000
Total Public Shareholding (B) = (B)(1)+(B)(2) + B (3)	177	400000	0	0	400000	28.5714	400000	400000	28.5714	0	0.0000	0	0.0000	0	0	400000

M. M. M. S. S.



Table W - Statement showing shareholding pattern of the Non- promoter - non-voting shareholders

Category & Name of the Shareholders	No. of shareholder	No. of fully paid up equity shares held	Partly paid-up equity shares held	Nos. of shares underlying Depository Receipts	Total no. shares held	Shareholding % As a % of (A+B+C)	Number of Voting Rights held in each class of securities			Total as a % of Total Voting rights	No. of Shares Underlying convertible securities (including Warrants)	Total shareholding, as a % assuming full conversion of convertible securities (as a percentage of diluted share capital)	Number of locked in shares		Number of Shares pledged or otherwise encumbered		Number of equity shares held in dematerialized form (Not Applicable)
							Class X	Class Y	Total				As a % of Total Shares held	No. (Not applicable)	As a % of total share & held (Not applicable)		
C1 Custodian/DR Holder	0	0	0	0	0	0	0	0	0	0	0	0	0	0	0	0	0
C2 Employees Benefit Trust (Under SEBI (Share Based Employee Benefit Resolution 2014)	0	0	0	0	0	0	0	0	0	0	0	0	0.20	0	0	0.00	0
Total Non Promoter Non Public Shareholding (C1+C2)	0	0	0	0	0	0	0	0	0	0	0	0	0.00	0	0	0.00	0

