

Shareholding Pattern under Regulation 31 of SEBI (Listing Obligations and Disclosure Requirements) Regulations, 2015**POST ISSUE
27.01.2022****1. Name of Listed Entity: AGS Transact Technologies Limited****2. Scrip Code/Name of Scrip/Class of Security: Equity Shares****3. Share Holding Pattern Filed under: Reg. 31(1)(a)****4. Declaration : The Listed entity is required to submit the following declaration to the extent of submission of information:**

	Particulars	YES*	NO*
a	Whether the Listed Entity has issued any partly paid up shares?		No
b	Whether the Listed Entity has issued any Convertible Securities or Warrants?		No
c	Whether the Listed Entity has any shares against which depository receipts are issued?		No
d	Whether the Listed Entity has any shares in locked-in?	Yes	
e	Whether any shares held by promoters are pledge or otherwise encumbered?		No
f	Whether company has equity shares with differential voting rights?		No
g	Whether the listed entity has any significant beneficial owner?	Yes	

*if the Listed Entity selects the option 'NO' for the questions above, the columns for the partly paid up shares, Outstanding Convertible Securities/Warrants, depository receipts, locked-in shares, No of shares pledged or otherwise encumbered by promoters, as applicable, shall not be displayed at the time of dissemination on the Stock Exchange website. Also wherever there is 'No' declared by Listed entity in above table the values will be considered as 'Zero' by default on submission of the format of holding of specified securities.

5 The tabular format for disclosure of holding of specified securities is as follows:

				Introductory sub-table (I)(a) -																	
Name of the Company: AGS Transact Technologies Limited										POST ISSUE											
Scrip Code, Name of the scrip, class of security : EQUITY																					
As on : 27.01.2022																					
Table I - Summary Statement holding of specified securities																					
Category	Category of shareholder	Nos. of shareholders	No. of fully paid up equity shares held	No. of Partly paid-up equity shares held	No. of shares underlying Depository Receipts	Total nos. shares held	Shareholding as a % of total no. of shares (calculated as per SCRR, 1957) As a % of (A+B+C2)	Number of Voting Rights held in each class of securities				No. of Shares Underlying Outstanding convertible securities (including Warrants)	Shareholding , as a % assuming full conversion of convertible securities (as a percentage of diluted share capital) As a % of (A+B+C2)	Number of Locked in shares		Number of Shares pledged or otherwise encumbered		Number of equity shares held in dematerialized form			
								No of Voting Rights			Total as a % of (A+B+C)			No. (a)	As a % of total Shares held (b)	No. (a)	As a % of total Shares held (b)				
								Class: Equity Shares	Class: NIL	Total											
(I)	(II)	(III)	(IV)	(V)	(VI)	(VII)=(IV)+(V)+(VI)	(VIII)	(IX)				(X)	(XI)=(VII)+(X)	(XII)		(XIII)		(XIV)			
(A)	Promoter & Promoter Group	9	79545799	0	0	79545799	66.07	79545799	0	79545799	66.07	0	66.07	79545799	100.00	0	0.00	79545799			
(B)	Public	161339	40044227	0	0	40044227	33.26	40044227	0	40044227	33.26	0	33.26	12036802	30.06	NA		40044227			
(C)	Non Promoter- Non Public	1	802550	0	0	802550	NA	802550	0	802550	0.67	0	NA	0	0.00	NA		802550			
(C1)	Shares underlying DRs	0	0	0	0	0	NA	0	0	0	0.00	0	NA	0	0.00	NA		0			
(C2)	Shares held by Employee Trusts	1	802550	0	0	802550	0.67	802550	0	802550	0.67	0	0.67	0	0.00	NA		802550			
	Total	161349	120392576	0	0	120392576	100.00	120392576	0	120392576	100.00	0	100.00	91582601	76.07	0	0.00	120392576			





Table II - Statement showing shareholding pattern of the Promoter and Promoter Group


	Category & Name of the Shareholders	Entity type i.e. promoter OR promoter group entity (except promoter)	No. of sharehold ers	No. of fully paid up equity shares held	Partly paid- up equity shares held	Nos. of shares underlying Depository Receipts	Total nos. shares held	Sharehold ing % calculated as per SCRR, 1957 As a % of (A+B+C2)	Number of Voting Rights held in each class of securities				No. of Shares Underlying Outstanding convertible securities (including Warrants)	Shareholding , as a % assuming full conversion of convertible securities (as a percentage of diluted share capital) as a % of A+B+C2	Number of Locked In shares		Number of Shares pledged or otherwise encumbered		Number of equity shares held in dematerializ ed form
									No of Voting Rights			Total as a % of Total Voting rights			No. (a)	As a % of total Shares held (b)	No. (a)	As a % of total Shares held (b)	
									Class: Equity Shares	Class: NIL	Total								
	(I)		(III)	(IV)	(V)	(VI)	(VII)=(IV)+(V)+(VI)	(VIII)	(IX)				(X)	(XI)=(VII)+(X)	(XII)		(XIII)		(XIV)
(1)	Indian																		
(a)	Individuals/Hindu undivided Family		8	28491535	0	0	28491535	23.67	28491535	0	28491535	23.67	0	23.67	28491535	100.00	0	0.00	28491535
	Ravi Badrinarain Goyal	Promoter		27741455	0	0	27741455	23.04	27741455	0	27741455	23.04	0	23.04	27741455	100.00	0	0.00	27741455
	Badrinarain Kunjbihari Goyal Kiran Goyal Family Trust (represented by its trustees, Mr. Kiran B. Goyal and Mr. Ravi B. Goyal)	Promoter Group		749600	0	0	749600	0.62	749600	0	749600	0.62	0	0.62	749600	100.00	0	0.00	749600
	Ravi Goyal Family Trust (represented by its trustees, Mr. Ravi B. Goyal and Mrs. Anupama R. Goyal)	Promoter Group		100	0	0	100	0.00	100	0	100	0.00	0	0.00	100	100.00	0	0.00	100
	Vinayak Goyal Family Trust (represented by its trustees, Mr. Vinayak R. Goyal and Mr. Ravi B. Goyal)	Promoter Group		100	0	0	100	0.00	100	0	100	0.00	0	0.00	100	100.00	0	0.00	100
	Anupama Goyal Family Trust (represented by its trustees, Mrs. Anupama R. Goyal and Mr. Ravi B. Goyal)	Promoter Group		100	0	0	100	0.00	100	0	100	0.00	0	0.00	100	100.00	0	0.00	100
	Trinity Ventures (represented by its partners, Mr. Kiran B. Goyal and Mr. Vinayak R. Goyal)	Promoter Group		64	0	0	64	0.00	64	0	64	0.00	0	0.00	64	100.00	0	0.00	64
	Anupama Ravi Goyal	Promoter Group		16	0	0	16	0.00	16	0	16	0.00	0	0.00	16	100.00	0	0.00	16
(b)	Central Government/ State Government(s)		0	0	0	0	0	0.00	0	0	0	0.00	0	0.00	0	0.00	0	0.00	0
(c)	Financial Institutions/ Banks		0	0	0	0	0	0.00	0	0	0	0.00	0	0.00	0	0.00	0	0.00	0
(d)	Any Other (specify)		1	51054264	0	0	51054264	42.41	51054264	0	51054264	42.41	0	42.41	51054264	100.00	0	0.00	51054264
1	Bodies Corporate		1	51054264	0	0	51054264	42.41	51054264	0	51054264	42.41	0	42.41	51054264	100.00	0	0.00	51054264
	Vineha Enterprises Pvt Ltd	Promoter		51054264	0	0	51054264	42.41	51054264	0	51054264	42.41	0	42.41	51054264	100.00	0	0.00	51054264
	Sub-Total (A)(1)		9	79545799	0	0	79545799	66.07	79545799	0	79545799	66.07	0	66.07	79545799	100.00	0	0.00	79545799



(2)	Foreign																		
(a)	Individuals (Non-Resident Individuals/ Foreign Individuals)	0	0	0	0	0	0.00	0	0	0	0.00	0	0.00	0	0.00	0	0.00	0	0
(b)	Government	0	0	0	0	0	0.00	0	0	0	0.00	0	0.00	0	0.00	0	0.00	0	0
(c)	Institutions	0	0	0	0	0	0.00	0	0	0	0.00	0	0.00	0	0.00	0	0.00	0	0
(d)	Foreign Portfolio Investor	0	0	0	0	0	0.00	0	0	0	0.00	0	0.00	0	0.00	0	0.00	0	0
(f)	Any Other (specify)	0	0	0	0	0	0.00	0	0	0	0.00	0	0.00	0	0.00	0	0.00	0	0
		0	0	0	0	0	0.00	0	0	0	0.00	0	0.00	0	0.00	0	0.00	0	0
	Sub-Total (A)(2)	0	0	0	0	0	0.00	0	0	0	0.00	0	0.00	0	0.00	0	0.00	0	0
	Total Shareholding of Promoter and Promoter Group (A)= (A)(1)+(A)(2)	9	79545799	0	0	79545799	66.07	79545799	0	79545799	66.07	0	66.07	79545799	100.00	0	0.00	79545799	



Table III - Statement showing shareholding pattern of the Public shareholder																			
	Category & Name of the Shareholders		No. of shareholders	No. of fully paid up equity shares held	Partly paid-up equity shares held	Nos. of shares underlying Depository Receipts	Total nos. shares held	Shareholding % calculated as per SCRR, 1957 As a % of (A+B+C2)	Number of Voting Rights held in each class of securities				No. of Shares Underlying Outstanding convertible securities (including Warrants)	Shareholding , as a % assuming full conversion of convertible securities (as a percentage of diluted share capital) as a % of A+B+C2	Number of Locked in shares		Number of Shares pledged or otherwise encumbered		Number of equity shares held in dematerialized form
									No of Voting Rights			Total as a % of Total Voting rights			No. (a)	As a % of total Shares held (b)	No. (a)	As a % of total Shares held (b)	
									Class: Equity Shares	Class: NIL	Total								
	(I)		(III)	(IV)	(V)	(VI)	(VII)=(IV)+(V)+(VI)	(VIII)	(IX)				(X)	(XI)=(VII)+(X)	(XII)		(XIII)		(XIV)
(1)	Institutions																		
(a)	Mutual Funds/		3	7570872	0	0	7570872	6.29	7570872	0	7570872	6.29	0	6.29	3885775	51.33	NA	7570872	
	Hdfc Trustee Company Ltd. A/C Hdfc Balanced Advantage Fund			4587241	0	0	4587241	3.81	4587241	0	4587241	3.81	0	3.81	1428595	31.14	NA	4587241	
	Nippon Life India Trustee Ltd-A/C Nippon India Small Cap Fund			1955046	0	0	1955046	1.62	1955046	0	1955046	1.62	0	1.62	1428595	73.07	NA	1955046	
(b)	Venture Capital Funds		0	0	0	0	0	0.00	0	0	0	0.00	0	0.00	0	0.00	NA	0	
(c)	Alternate Investment Funds		2	1457070	0	0	1457070	1.21	1457070	0	1457070	1.21	0	1.21	1457070	100.00	NA	1457070	
(d)	Foreign Venture Capital Investors		0	0	0	0	0	0.00	0	0	0	0.00	0	0.00	0	0.00	NA	0	
(e)	Foreign Portfolio Investors		13	9354711	0	0	9354711	7.77	9354711	0	9354711	7.77	0	7.77	5885730	62.92	NA	9354711	
	Bnp Paribas Arbitrage - Odi			1818902	0	0	1818902	1.51	1818902	0	1818902	1.51	0	1.51	1428510	78.54	NA	1818902	
	Ashoka India Equity Investment Trust Plc			1428510	0	0	1428510	1.19	1428510	0	1428510	1.19	0	1.19	1428510	100.00	NA	1428510	
	Dovetail India Fund Class 6 Shares			1313123	0	0	1313123	1.09	1313123	0	1313123	1.09	0	1.09	0	0.00	NA	1313123	
(f)	Financial Institutions/ Banks		0	0	0	0	0	0.00	0	0	0	0.00	0	0.00	0	0.00	NA	0	
(g)	Insurance Companies		0	0	0	0	0	0.00	0	0	0	0.00	0	0.00	0	0.00	NA	0	
(h)	Provident Funds/ Pension Funds		0	0	0	0	0	0.00	0	0	0	0.00	0	0.00	0	0.00	NA	0	
(i)	Any Other (specify)		0	0	0	0	0	0.00	0	0	0	0.00	0	0.00	0	0.00	NA	0	
	Sub-Total (B)(1)		18	18382653	0	0	18382653	15.27	18382653	0	18382653	15.27	0	15.27	11228575	61.08	NA	18382653	
(2)	Central Government/ State Government(s)/ President of India		0	0	0	0	0	0.00	0	0	0	0.00	0	0.00	0	0.00	NA	0	



	Sub-Total (B)(2)	0	0	0	0	0	0.00	0	0	0	0.00	0	0.00	0	0.00	NA	0
(3)	Non-institutions																
	Individuals																
(a)	i. Individual shareholders holding nominal share capital up to Rs. 2 lakhs.	160753	15016128	0	0	15016128	12.47	15016128	0	15016128	12.47	0	12.47	349631	2.33	NA	15016128
	ii. Individual shareholders holding nominal share capital in excess of Rs. 2 lakhs.	47	3859831	0	0	3859831	3.21	3859831	0	3859831	3.21	0	3.21	0	0.00	NA	3859831
(b)	NBFCs registered with RBI	1	428566	0	0	428566	0.36	428566	0	428566	0.36	0	0.36	428566	100.00	NA	428566
(c)	Employee Trusts	0	0	0	0	0	0.00	0	0	0	0.00	0	0.00	0	0.00	NA	0
(d)	Overseas Depositories (holding DRs) (balancing figure)	0	0	0	0	0	0.00	0	0	0	0.00	0	0.00	0	0.00	NA	0
(e)	Any Other (specify)	520	2357049	0	0	2357049	1.96	2357049	0	2357049	1.96	0	1.96	30030	1.27	NA	2357049
1	Bodies Corporates	52	2289833	0	0	2289833	1.90	2289833	0	2289833	1.90	0	1.90	16304	0.71	NA	2289833
2	NRI - Non Repat	179	20160	0	0	20160	0.02	20160	0	20160	0.02	0	0.02	5526	27.41	NA	20160
3	NRI - Repat	289	47056	0	0	47056	0.04	47056	0	47056	0.04	0	0.04	8200	17.43	NA	47056
	Sub-Total (B)(3)	161321	21661574	0	0	21661574	17.99	21661574	0	21661574	17.99	0	17.99	808227	3.73	NA	21661574
	Total Public Shareholding (B)= (B)(1)+(B)(2)+(B)(3)	161339	40044227	0	0	40044227	33.26	40044227	0	40044227	33.26	0	33.26	12036802	30.06	NA	40044227




Table IV - Statement showing shareholding pattern of the Non Promoter- Non Public shareholder

	Category & Name of the Shareholders		No. of sharehold ers	No. of fully paid up equity shares held	Partly paid up equity shares held	Nos. of shares underlying Depository Receipts	Total nos. shares held	Sharehold ing % calculated as per SCRR, 1957 As a % of (A+B+C2)	Number of Voting Rights held in each class of securities			No. of Shares Underlying Outstanding convertible securities (including Warrants)	Shareholding , as a % assuming full conversion of convertible securities (as a percentage of diluted share capital) as a % of A+B+C2	Number of Locked in shares		Number of Shares pledged or otherwise encumbered		Number of equity shares held in dematerializ ed form	
									No of Voting Rights		Total as a % of Total Voting rights			No. (a)	As a % of total Shares held (b)	No. (a)	As a % of total Shares held (b)		
									Class: Equity Shares	Class: NIL									Total
	(I)		(III)	(IV)	(V)	(VI)	(VII)=(IV)+(V)+(VI)	(VIII)	(IX)			(X)	(XI)=(VII)+(X)	(XII)		(XIII)		(XIV)	
(1)	Custodian/DR Holder		0			0		0	0.00	0	0	0	0.00	0	0.00	0	0.00	0	
(a)	Name of DR Holder (if available)																		
(2)	Employee Benefit Trust (under SEBI (Share based Employee Benefit) Regulations, 2014)		1	802550	0	0	802550	0.67	802550	0	802550	0.67	0	0.67	0	0.00	0	0.00	802550
(a)																			
	Total Non-Promoter- Non Public Shareholding (C)= (C){1}+(C){2}		1	802550	0	0	802550	0.67	0	0	802550	0.67	0	0.67	0	0.00	0	0.00	802550

Table V - Statement showing details of Significant Beneficial Owners (SBOs)

Sr. No	Details of the SBO (I)		Details of the registered owner (II)		Details of holding/ exercise of right of the SBO in the reporting company, whether direct or indirect*:					Date of creation / acquisition of significant beneficial interest# (IV)
	Name	Nationality	Name	Nationality	Shares	Voting Rights	Whether by virtue of: Rights on distributable dividend or any other distribution	Exercise of control	Exercise of significant influence	
1	Mr. Ravi B. Goyal	Indian	Vineha Enterprises Private Limited	Indian	51054264	42.41%	No	No	No	12-04-2018

