

Shareholding Pattern under Regulation 31 of SEBI (Listing Obligations and Disclosure Requirements) Regulations, 2015


1. Name of Listed Entity: **ASCENSIVE EDUCARE LIMITED**
2. Scrip Code/Name of Scrip/Class of Security: Equity Shares : **ASCENSIVE**
3. Share Holding Pattern Filed under: Reg. 31(1)(a)
 - a. if under 31(1)(b) then indicate the report for quarter ending :
 - b. if under 31(1)(c) then indicate date of allotment/extinguishment
4. Declaration : The Listed entity is required to submit the following declaration to the extent of submission of information:

	Particulars	YES*	NO*
a	Whether the Listed Entity has issued any partly paid up shares?		No
b	Whether the Listed Entity has issued any Convertible Securities or Warrants?		No
c	Whether the Listed Entity has any shares against which depository receipts are issued?		No
d	Whether the Listed Entity has any shares in locked-in?		No
e	Whether any shares held by promoters are pledge or otherwise encumbered?		No

*if the Listed Entity selectes the option 'NO' for the questions above, the columns for the partly paid up shares, Outstanding Convertible Securities/Warrants, depository receipts, locked-in shares, No of shares pledged or otherwise encumbered by promoters, as applicable, shall not be displayed at the time of dissemination on the Stock Exchange website. Also wherever there is 'No' declared by Listed entity in above table the values will be considered as 'Zero' by default on submission of the format of holding of specified securities.

- 5 The tabular format for disclosure of holding of specified securities is as follows:

Alekhya Chatterjee



		Introductory sub-table (I)(a) -																			
Name of the Company:		Ascensive Educare Limited						POST ISSUE													
Scrip Code, Name of the scrip, class of security :		EQUITY																			
As on :		07.01.2022																			

Table I - Summary Statement holding of specified securities

Category	Category of shareholder	Nos. of shareholders	No. of fully paid up equity shares held	No. of Partly paid up equity shares held	No. of shares underlying Depository Receipts	Total nos. shares held	Shareholding as a % of total no. of shares (calculated as per SCRR, 1957) As a % of (A+B+C2)	Number of Voting Rights held in each class of securities				No. of Shares Underlying Outstanding convertible securities (including Warrants)	Shareholding, as a % assuming full conversion of convertible securities (as a percentage of diluted share capital) As a % of (A+B+C2)	Number of Locked in shares		Number of Shares pledged or otherwise encumbered		Number of equity shares held in dematerialized form
								No of Voting Rights			Total as a % of (A+B+C)			No. (a)	As a % of total Shares held (b)	No. (a)	As a % of total Shares held (b)	
								Class: Equity Shares	Class: NIL	Total								
(I)	(II)	(III)	(IV)	(V)	(VI)	(VII)=(IV)+(V)+(VI)	(VIII)	(IX)				(X)	(XI)=(VII)+(X)	(XII)		(XIII)		(XIV)
(A)	Promoter & Promoter Group	6	2333916	0	0	2333916	72.73	2333916	0	2333916	72.73	0	72.73	2333916	100.00	0	0.00	2333916
(B)	Public	182	875200	0	0	875200	27.27	875200	0	875200	27.27	0	27.27	7200	0.82	NA	NA	875200
(C)	Non Promoter- Non Public	0	0	0	0	0	NA	0	0	0	0.00	0	NA	0	0.00	NA	NA	0
(C1)	Shares underlying DRs	0	0	0	0	0	NA	0	0	0	0.00	0	NA	0	0.00	NA	NA	0
(C2)	Shares held by Employee Trusts	0	0	0	0	0	0.00	0	0	0	0.00	0	0.00	0	0.00	NA	NA	0
	Total	188	3209116	0	0	3209116	100.00	3209116	0	3209116	100.00	0	100.00	2341116	72.95	0	0.00	3209116

Ashjit Chatterjee



Table II - Statement showing shareholding pattern of the Promoter and Promoter Group

	Category & Name of the Shareholders	Entity type i.e. promoter OR promoter group entity (except promoter)	No. of shareholder	No. of fully paid up equity shares held	Partly paid up equity shares held	Nos. of shares underlying Depository Receipts	Total nos. shares held	Shareholding % calculated as per SCRR, 1957 As a % of (A+B+C2)	Number of Voting Rights held in each class of securities			No. of Shares Outstanding convertible securities (including Warrants)	Shareholding, as a % assuming full conversion of convertible securities (as a percentage of diluted share capital) as a %	Number of Locked in shares		Number of Shares pledged or otherwise encumbered		Number of equity shares held in dematerialized form	
									No of Voting Rights					Total as a % of Total Voting rights	No. (a)	As a % of total Shares held (b)	No. (a)		As a % of total Shares held (b)
									Class: Equity Shares	Class: NIL	Total								
(I)			(III)	(IV)	(V)	(VI)	(VII)=(IV)+(V)+(VI)	(VIII)	(IX)			(X)	(XI)=(VII)+(X)	(XII)		(XIII)		(XIV)	
(1)	Indian																		
(a)	Individuals/Hindu undivided Family		6	2333916	0	0	2333916	72.73	2333916	0	2333916	72.73	0	72.73	2333916	100.00	0	0.00	2333916
	Sayani Chatterjee	promoter		970200	0	0	970200	30.23	970200	0	970200	30.23	0	30.23	970200	100.00	0	0.00	970200
	Abhijit Chatterjee	promoter		442116	0	0	442116	13.78	442116	0	442116	13.78	0	13.78	442116	100.00	0	0.00	442116
	Mita Chattopadhyay	promoter group		352800	0	0	352800	10.99	352800	0	352800	10.99	0	10.99	352800	100.00	0	0.00	352800
	Ila Das	promoter group		289800	0	0	289800	9.03	289800	0	289800	9.03	0	9.03	289800	100.00	0	0.00	289800
	Pralay Kumar Chattopadhyay	promoter group		271800	0	0	271800	8.47	271800	0	271800	8.47	0	8.47	271800	100.00	0	0.00	271800
	Arpita Lahiri	promoter group		7200	0	0	7200	0.22	7200	0	7200	0.22	0	0.22	7200	100.00	0	0.00	7200
(b)	Central Government/ State Government(s)		0	0	0	0	0	0.00	0	0	0	0.00	0	0.00	0	0.00	0	0.00	0
(c)	Financial Institutions/ Banks		0	0	0	0	0	0.00	0	0	0	0.00	0	0.00	0	0.00	0	0.00	0
(d)	Any Other (specify)		0	0	0	0	0	0.00	0	0	0	0.00	0	0.00	0	0.00	0	0.00	0
			0	0	0	0	0	0.00	0	0	0	0.00	0	0.00	0	0.00	0	0.00	0
	Sub-Total (A)(1)		6	2333916	0	0	2333916	72.73	2333916	0	2333916	72.73	0	72.73	2333916	100.00	0	0.00	2333916
(2)	Foreign																		
(a)	Individuals (Non-Resident Individuals/ Foreign Individuals)		0	0	0	0	0	0.00	0	0	0	0.00	0	0.00	0	0.00	0	0.00	0
(b)	Government		0	0	0	0	0	0.00	0	0	0	0.00	0	0.00	0	0.00	0	0.00	0
(c)	Institutions		0	0	0	0	0	0.00	0	0	0	0.00	0	0.00	0	0.00	0	0.00	0
(d)	Foreign Portfolio Investor		0	0	0	0	0	0.00	0	0	0	0.00	0	0.00	0	0.00	0	0.00	0
(f)	Any Other (specify)		0	0	0	0	0	0.00	0	0	0	0.00	0	0.00	0	0.00	0	0.00	0
			0	0	0	0	0	0.00	0	0	0	0.00	0	0.00	0	0.00	0	0.00	0
	Sub-Total (A)(2)		0	0	0	0	0	0.00	0	0	0	0.00	0	0.00	0	0.00	0	0.00	0
	Total Shareholding of Promoter and Promoter Group (A)= (A)(1)+(A)(2)		6	2333916	0	0	2333916	72.73	2333916	0	2333916	72.73	0	72.73	2333916	100.00	0	0.00	2333916

Abhijit Chatterjee




Table III - Statement showing shareholding pattern of the Public shareholder

Category & Name of the Shareholders	No. of shareholder	No. of fully paid up equity shares held	Partly paid up equity shares held	Nos. of shares underlying Depository Receipts	Total nos. shares held	Shareholding % calculated as per SCRR, 1957 As a % of (A+B+C2)	Number of Voting Rights held in each class of securities			No. of Shares Outstanding convertible securities (including Warrants)	Shareholding, as a % assuming full conversion of convertible securities (as a percentage of diluted share)	Number of Locked in shares		Number of Shares pledged or otherwise encumbered		Number of equity shares held in dematerialized form	
							No of Voting Rights					Total as a % of Total Voting rights	No. (a)	As a % of total Shares held (b)	No. (a)		As a % of total Shares held (b)
							Class: Equity Shares	Class: NIL	Total								
(I)	(III)	(IV)	(V)	(VI)	(VII)=(IV)+(V)+(VI)	(VIII)	(IX)			(X)	(XI)=(VII)+(X)	(XII)		(XIII)	(XIV)		
(1) Institutions																	
(a) Mutual Funds/	0	0	0	0	0	0.00	0	0	0	0.00	0	0.00	0	0.00	NA	0	
(b) Venture Capital Funds	0	0	0	0	0	0.00	0	0	0	0.00	0	0.00	0	0.00	NA	0	
(c) Alternate Investment Funds	0	0	0	0	0	0.00	0	0	0	0.00	0	0.00	0	0.00	NA	0	
(d) Foreign Venture Capital Investors	0	0	0	0	0	0.00	0	0	0	0.00	0	0.00	0	0.00	NA	0	
(e) Foreign Portfolio Investors	0	0	0	0	0	0.00	0	0	0	0.00	0	0.00	0	0.00	NA	0	
(f) Financial Institutions/ Banks	0	0	0	0	0	0.00	0	0	0	0.00	0	0.00	0	0.00	NA	0	
(g) Insurance Companies	0	0	0	0	0	0.00	0	0	0	0.00	0	0.00	0	0.00	NA	0	
(h) Provident Funds/ Pension Funds	0	0	0	0	0	0.00	0	0	0	0.00	0	0.00	0	0.00	NA	0	
(i) Any Other (specify)	0	0	0	0	0	0.00	0	0	0	0.00	0	0.00	0	0.00	NA	0	
Sub-Total (B)(1)	0	0	0	0	0	0.00	0	0	0	0.00	0	0.00	0	0.00	NA	0	
(2) Central Government/ State Government(s)/ President of India	0	0	0	0	0	0.00	0	0	0	0.00	0	0.00	0	0.00	NA	0	
Sub-Total (B)(2)	0	0	0	0	0	0.00	0	0	0	0.00	0	0.00	0	0.00	NA	0	

Abhijit Chatterjee



(3)	Non-institutions																	
	Individuals																	
(a)	i. Individual shareholders holding nominal share capital up to Rs. 2 lakhs.	175	707200	0	0	707200	22.04	707200	0	707200	22.04	0	22.04	7200	1.02	NA	707200	
	ii. Individual shareholders holding nominal share capital in excess of Rs. 2 lakhs.	1	88000	0	0	88000	2.74	88000	0	88000	2.74	0	2.74	0	0.00	NA	88000	
	Abdullah Jatuya		88000	0	0	88000	2.74	88000	0	88000	2.74	0	2.74	0	0.00	NA	88000	
(b)	NBFCs registered with RBI	0	0	0	0	0	0.00	0	0	0	0.00	0	0.00	0	0.00	NA	0	
(c)	Employee Trusts	0	0	0	0	0	0.00	0	0	0	0.00	0	0.00	0	0.00	NA	0	
(d)	Overseas Depositories (holding DRs) (balancing figure)	0	0	0	0	0	0.00	0	0	0	0.00	0	0.00	0	0.00	NA	0	
(e)	Any Other (specify)	6	80000	0	0	80000	2.49	80000	0	80000	2.49	0	2.49	0	0.00	NA	80000	
1	Bodies Corporates	1	44000	0	0	44000	1.37	44000	0	44000	1.37	0	1.37	0	0.00	NA	44000	
	Beeline Broking Limited		44000	0	0	44000	1.37	44000	0	44000	1.37	0	1.37	0	0.00	NA	44000	
2	NRI	5	36000	0	0	36000	1.12	36000	0	36000	1.12	0	1.12	0	0.00	NA	36000	
	Sub-Total (B)(3)	182	875200	0	0	875200	27.27	875200	0	875200	27.27	0	27.27	7200	0.82	NA	875200	
	Total Public Shareholding (B)= (B)(1)+(B)(2)+(B)(3)	182	875200	0	0	875200	27.27	875200	0	875200	27.27	0	27.27	7200	0.82	NA	875200	

Abhijit Chatterjee




Table IV - Statement showing shareholding pattern of the Non Promoter- Non Public shareholder

Category & Name of the Shareholders	No. of shareholder	No. of fully paid up equity shares held	Partly paid up equity shares held	Nos. of shares underlying Depository Receipts	Total nos. shares held	Shareholding % calculated as per SCRR, 1957 As a % of (A+B+C2)	Number of Voting Rights held in each class of securities			No. of Shares Underlying Outstanding convertible securities (including Warrants)	Shareholding, as a % assuming full conversion of convertible securities (as a percentage of diluted share capital) = (X)	Number of Locked in shares		Number of Shares pledged or otherwise encumbered		Number of equity shares held in dematerialized form	
							No of Voting Rights					Total as a % of Total Voting rights	No. (a)	As a % of total Shares held (b)	No. (a)		As a % of total Shares held (b)
							Class: Equity Shares	Class: NIL	Total								
(I)	(III)	(IV)	(V)	(VI)	(VII)=(IV)+(V)+(VI)	(VIII)	(IX)			(X)	(XI)=(VII)+(X)	(XII)		(XIII)	(XIV)		
(1) Custodian/DR Holder	0	0	0	0	0	0.00	0	0	0	0.00	0	0.00	0	0.00	0	0.00	0
(a) Name of DR Holder (if available)																	
(2) Employee Benefit Trust (under SEBI (Share based Employee Benefit) Regulations, 2014)	0	0	0	0	0	0.00	0	0	0	0.00	0	0.00	0	0.00	0	0.00	0
(a) Total Non-Promoter- Non Public Shareholding (C)= (C)(1)+(C)(2)	0	0	0	0	0	0.00	0	0	0	0.00	0	0.00	0	0.00	0	0.00	0

Table V - Statement showing details of Significant Beneficial Owners (SBOs)

Sr. No	Details of the SBO (I)		Details of the registered owner (II)			Details of holding/ exercise of right of the SBO in the reporting company, whether direct or indirect*: (III)					Date of creation / acquisition of significant beneficial interest# (IV)	
	Name	Nationality	Name	PAN/ Passport No. in case of a foreign national	Nationality	Whether by virtue of:						
						Shares	Voting Rights	Rights on distributable dividend or any other distribution	Exercise of control	Exercise of significant influence		
1	NA	NA	NA	NA	NA	NA	NA	NA	NA	NA	NA	NA

Ashjit Chatterjee

