

# Holding of Specified Securities

Post Issue without PAN

Annexure - I

1. Name of Listed Entity:	G M POLYPLAST LIMITED		
2. Scrip Code/Name of Scrip/Class of Security			
3. Share Holding Pattern Filed under: Reg. 31(1)(a)/Reg. 31(1)(b)/Reg.31(1)(c)			
a. If under 31(1)(b) then indicate the report for Quarter ending		12-10-2020	
b. If under 31(1)(c) then indicate date of allotment/extinguishment			
4. Declaration: The Listed entity is required to submit the following declaration to the extent of submission of information:-			
<b>Particulars</b>		<b>Yes*</b>	<b>No*</b>
1	Whether the Listed Entity has issued any partly paid up shares?	-	-
2	Whether the Listed Entity has issued any Convertible Securities or Warrants?	-	-
3	Whether the Listed Entity has any shares against which depository receipts are issued?	-	-
4	Whether the Listed Entity has any shares in locked-in?	Yes	-
5	Whether any shares held by promoters are pledge or otherwise encumbered?	-	-

\* If the Listed Entity selects the option 'No' for the questions above, the columns for the partly paid up shares, Outstanding Convertible Securities/Warrants, depository receipts, locked-in shares, No of shares pledged or otherwise encumbered by promoters, as applicable, shall not be displayed at the time of dissemination on the Stock Exchange website. Also wherever there is 'No' declared by Listed Entity in above table the values will be considered as 'Zero' by default on submission of the format of holding of specified securities.




Table I - SUMMARY STATEMENT HOLDING OF SPECIFIED SECURITIES

Table 1 - SUMMARY STATEMENT HOLDING OF SPECIFIED SECURITIES																		
Cate gory (i)	Category of shareholder (ii)	No.s of Share holders (iii)	No. of fully paid up equity Share held (iv)	No.s of Partly paid-up equity Share held (v)	No. of shares underlying Depository Receipts (vi)	Total nos. shares held (vii)= (iv)+(v)+(vi)	Shareholding as a % of total no. of shares (calculated as per SCRR,1957) (viii) As a % of (A+B+C2)	Number of Voting Rights held in each class of securities (ix)			No. of Shares Underlying Outstanding convertible securities (including Warrants) (x)	Shareholding, as a % assuming full conversion of convertible securities as a % of diluted share capital) (xi)=(viii)+(x) As a % of (A+B+C2)	Number of Locked in shares (xii)		Number of Shares pledged or otherwise encumbered (xiii)		Number of equity shares held in dematerialized form (xiv)	
								Class Equity x	Class Others y	Total			Total as a % of (A+B+C)	No. (a)	As a % of total shares held (b)	No. (a)		As a % of total shares held (b)
(A)	Promoter & Promoter Group	7	1414000	0	0	1414000	73.5386	1414000	0	1414000	0	73.5386	1414000	73.5386	0	0.0000	1414000	
(B)	Public	386	508800	0	0	508800	26.4614	508800	0	508800	0	26.4614	0	0.0000	0	0.0000	508800	
(C)	Non Promoter-Non Public	0	0	0	0	0	NA	0	0	0	0	0.0000	0	0.0000	0	0.0000	0	
(C1)	Shares underlying DRs	0	0	0	0	0	0	0	0	0	0	0.0000	0	0.0000	0	0.0000	0	
(C2)	Shares held by Employee Trusts	0	0	0	0	0	0	0	0	0	0	0.0000	0	0.0000	0	0.0000	0	
Total		393	1922800	0	0	1922800		1922800	0	1922800	0	100.0000	1414000	73.5386			1922800	




Table II - STATEMENT SHOWING SHAREHOLDING PATTERN OF THE PROMOTER AND PROMOTER GROUP

Category & Name of the shareholders (i)	No of Share holders (iii)	No of fully paid up equity Shares held (iv)	Partly paid-up Share held (v)	No. of shares underlying Depository Receipts (vi)	Total nos. shares held (vii) = (iv)+(v)+(vi)	Shareholding % calculated as per SCRR,1957 As a % of (A+B+C2) (viii)	Number of Voting Rights held in each class of securities (ix)			No. of Shares Underlying Outstanding convertible securities (including Warrants) (x)	Shareholding, as a % assuming full conversion of convertible securities( as a % of diluted share capital) (xi)=(vii)+(x) As a % of (A+B+C2)	Number of Locked in Shares (xii)		Number of Shares pledged or otherwise encumbered (xiii)		Number of equity shares held in dematerialized form (xiv)		
							No of Voting Rights					Total	Total as a % of (A+B+C)	No. (a)	As a % of total shares held (b)		No. (a)	As a % of total shares held (b)
							Class Equity x	Class Others y										
1 Indian																		
(a) Individuals/Hindu undivided Family																		
DINESH BALBEER SHARMA	1	725000	0	0	725000	37.7054	725000	0	725000	37.7054	0	0.0000	0	0.0000	0	725000		
SARITA DINESH SHARMA	1	688995	0	0	688995	35.8329	688995	0	688995	35.8329	0	0.0000	0	0.0000	0	688995		
Total	2	1413995	0	0	1413995	73.5383	1413995	0	1413995	73.5383	0	0.0000	0	0.0000	0	1413995		
(b) Central Government/State Government(s)																		
Total	0	0	0	0	0	0.0000	0	0	0	0.0000	0	0.0000	0	0.0000	0	0		
(c) Financial Institutions/Banks																		
Total	0	0	0	0	0	0.0000	0	0	0	0.0000	0	0.0000	0	0.0000	0	0		
(d) Any Other(DIRECTORS RELATIVES)																		
GAYTRIDEVI BALBEERSINGH SHARMA	1	1	0	0	1	0.0001	1	0	1	0.0001	0	0.0001	1	0.0001	0	1		
MUKESH BALBEERSINGH SHARMA	1	1	0	0	1	0.0001	1	0	1	0.0001	0	0.0001	1	0.0001	0	1		
SHEETAL MUKESH SHARMA	1	1	0	0	1	0.0001	1	0	1	0.0001	0	0.0001	1	0.0001	0	1		
BALBIRISINGH BHOLURAM SHARMA	1	1	0	0	1	0.0001	1	0	1	0.0001	0	0.0001	1	0.0001	0	1		
JYOTI DINESH SHARMA	1	1	0	0	1	0.0001	1	0	1	0.0001	0	0.0001	1	0.0001	0	1		
Total	5	5	0	0	5	0.0003	5	0	5	0.0003	0	0.0003	5	0.0003	0	5		
Sub-Total (A)(1)	7	1414000	0	0	1414000	73.5386	1414000	0	1414000	73.5386	0	0.0000	1414000	73.5386	0	1414000		
2 Foreign																		
(a) Individuals(Non-Resident Individuals/Foreign Individuals)																		
Total	0	0	0	0	0	0.0000	0	0	0	0.0000	0	0.0000	0	0.0000	0	0		
(b) Government																		
Total	0	0	0	0	0	0.0000	0	0	0	0.0000	0	0.0000	0	0.0000	0	0		
(c) Institutions																		
Total	0	0	0	0	0	0.0000	0	0	0	0.0000	0	0.0000	0	0.0000	0	0		
Total	0	0	0	0	0	0.0000	0	0	0	0.0000	0	0.0000	0	0.0000	0	0		
(d) Foreign Portfolio Investor																		
Total	0	0	0	0	0	0.0000	0	0	0	0.0000	0	0.0000	0	0.0000	0	0		
Sub-Total (A)(2)	0	0	0	0	0	0.0000	0	0	0	0.0000	0	0.0000	0	0.0000	0	0		
Total Shareholding of Promoter and Promoter Group (A) = (A)(1)+(A)(2)	7	1414000	0	0	1414000	73.5386	1414000	0	1414000	73.5386	0	0.0000	1414000	73.5386	0	1414000		

Details of Shares which remain unclaimed may be given hear along with details such as number of shareholders, outstanding shares held in demat/unclaimed suspense account, voting rights which are frozen etc.

Note:

(1) PAN would not be displayed on website of Stock Exchange(s).

(2) The term "Encumbrance" has the same meaning as assigned under regulation 28(3) of SEBI (Substantial Acquisition of Shares and Takeovers) Regulations, 2011.



Table III - STATEMENT SHOWING SHAREHOLDING PATTERN OF THE PUBLIC SHAREHOLDER

Category & Name of the shareholders (i)	No.s of Share holders (iii)	No. of fully paid up equity Share held (iv)	Partly paid-up equity Share held (v)	No.s of shares underlying Depository Receipts (vi)	Total nos. shares held (vii)=(iv)+(v)+(vi)	Shareholding % calculated as per SCRR,1957 As a % of (A+B+C2) (viii)	Number of Voting Rights held in each class of securities (ix)			No. of Shares Underlying Outstanding convertible securities (including Warrants) (x)	Total Shareholding, as a % assuming full conversion of convertible securities/ as a diluted share capital (xi)=(vii)+(x) As a % of (A+B+C2)	Number of Locked in shares (xii)		Number of Shares pledged or otherwise encumbered (xiii)		Number of equity shares held in dematerialized form (xiv)	
							Class Equity x	Class Others y	Total			Total as a % of Total Voting Rights	No. (a)	As a % of total shares held (b)	No. (a)		As a % of total shares held (b)
1	Institutions																
(a)	Mutual Funds	0	0	0	0	0.0000	0	0	0	0.0000	0	0	0.0000	NA	NA	0	
(b)	Venture Capital Funds	0	0	0	0	0.0000	0	0	0	0.0000	0	0	0.0000	NA	NA	0	
(c)	Alternate Investment Funds	0	0	0	0	0.0000	0	0	0	0.0000	0	0	0.0000	NA	NA	0	
(d)	Foreign Venture Capital Investors	0	0	0	0	0.0000	0	0	0	0.0000	0	0	0.0000	NA	NA	0	
(e)	Foreign Portfolio Investors	0	0	0	0	0.0000	0	0	0	0.0000	0	0	0.0000	NA	NA	0	
(f)	Financial Institution/Banks	0	0	0	0	0.0000	0	0	0	0.0000	0	0	0.0000	NA	NA	0	
(g)	Insurance Companies	0	0	0	0	0.0000	0	0	0	0.0000	0	0	0.0000	NA	NA	0	
(h)	Provident Funds/ Pension Funds	0	0	0	0	0.0000	0	0	0	0.0000	0	0	0.0000	NA	NA	0	
SUB TOTAL (B)(1)		0	0	0	0	0.0000	0	0	0	0.0000	0	0	0.0000	NA	NA	0	
2 Central / State government(s)																	
(a)	Central Government/ State Government(s)/President of India	0	0	0	0	0.0000	0	0	0	0.0000	0	0	0.0000	NA	NA	0	
SUB TOTAL (B)(2)		0	0	0	0	0.0000	0	0	0	0.0000	0	0	0.0000	NA	NA	0	
3 Non-institutions																	
(a)	Individuals - i. Individual shareholders holding nominal share capital up to Rs. 2 lakhs	361	410400	0	0	410400	21.3439	410400	0	410400	21.3439	0	0	0.0000	NA	NA	410400
(b)	NBFCs registered with RBI	0	0	0	0	0.0000	0	0	0	0.0000	0	0	0.0000	NA	NA	0	
(c)	Employee Trusts	0	0	0	0	0.0000	0	0	0	0.0000	0	0	0.0000	NA	NA	0	
(d)	Overseas Depositories (holding DRs)	0	0	0	0	0.0000	0	0	0	0.0000	0	0	0.0000	NA	NA	0	
(balancing figure)		4	76000	0	0	76000	3.9526	76000	0	76000	3.9526	0	0	0.0000	NA	NA	76000
(e)	Any Other(BODIES CORPORATE)	1	25600	0	0	25600	1.3314	25600	0	25600	1.3314	0	0	0.0000	0	0	25600
GRETEX SHARE BROKING PRIVATE LIMITED																	
(e)	Any Other(HINDU UNDIVIDED FAMILY)	13	16000	0	0	16000	0.8321	16000	0	16000	0.8321	0	0	0.0000	NA	NA	16000
(e)	Any Other(NON RESIDENT INDIANS (NON REPAT))	2	1600	0	0	1600	0.0832	1600	0	1600	0.0832	0	0	0.0000	NA	NA	1600
(e)	Any Other(NON RESIDENT INDIANS (REPAT))	6	4800	0	0	4800	0.2496	4800	0	4800	0.2496	0	0	0.0000	NA	NA	4800
SUB TOTAL (B)(3)		386	508800	0	0	508800	26.4614	508800	0	508800	26.4614	0	0	0.0000	NA	NA	508800
Total Public Shareholding (B) = (B)(1)+(B)(2)+(B)(3)		386	508800	0	0	508800	26.4614	508800	0	508800	26.4614	0	0	0.0000	0	0	508800


Details of the shareholders acting as persons in Concert including their Shareholding (No. and %): 0

Details of Shares which remain unclaimed may be given near along with details such as number of Shareholders, outstanding shares held in demat/unclaimed suspense account, voting rights which are frozen etc.

Note:

(1) PAN would not be displayed on website of Stock Exchange(s).

(2) The above format needs to be disclosed along with the name of following persons:  
Institutions/Non Institutions holding more than 1% of total number of shares.



*[Signature]*

Table IV - STATEMENT SHOWING SHAREHOLDING PATTERN OF THE NON PROMOTER - NON PUBLIC SHAREHOLDER

Category & Name of the shareholders (i)	No. of Share holders (iii)	No. of fully paid up equity Share held (iv)	Partly paid-up equity Share held (v)	No.s of shares underlying Depository Receipts (vi)	Total no. shares held (vii)= (iv)+(v)+(vi)	Shareholding % calculated as per SCRR, 1957 As a % of (A+B+C2) (viii)	Number of Voting Rights held in each class of securities (ix)			No. of Shares Underlying Outstanding convertible securities (including Warrants) (x)	Total Shareholding, as a % assuming full conversion of convertible securities/ as a % of diluted share capital (xi)=(vii)+(x) As a % of (A+B+C2)	Number of Locked in shares (xii)		Number of Shares pledged or otherwise encumbered (xiii)	Number of equity shares held in dematerialized form (xiv)	
							No of Voting Rights		Total as a % of (A+B+C)			No. (a)	As a % of total shares held (b)			
							Class Equity <i>x</i>	Class Others <i>y</i>								Total
1 Custodian/DR Holder																
Total Non Promoter-Non Public Shareholding (C)=(C1)+(C12)	0	0	0	0	0	0.0000	0	0	0	0.0000	0	0.0000	0	0.0000	NA	NA

Note

(1) PAN would not be displayed on website of Stock Exchange(s).

(2) The above format needs to disclose name of all holders holding more than 1% of total number of shares.

(3) W.r.t. the information pertaining to Depository Receipts, the same may be disclosed in the respective columns to the extent information available.



1833

