


General information about company	
Script code	
NSE Symbol	
MSEI Symbol	
ISIN	INEOB1K01014
Name of the company	DJ MEDIAPRINT & LOGISTICS LIMITED
Class of Security	Equity Shares
Type of report	Quarterly
Quarter Ended	07-04-2020
Date of allotment / extinguishment (in case Capital Restructuring selected) / Listing Date	
Shareholding pattern filed under	



Sr. No.	Particular	Yes/No	Promoter and Promoter Group	Public Shareholder	Non Promoter- Non Public
1	Whether the Listed Entity has issued any partly paid up shares?	NO	NO	NO	NO
2	Whether the Listed Entity has issued any Convertible Securities ?	NO	NO	NO	NO
3	Whether the Listed Entity has issued any Warrants ?	NO	NO	NO	NO
4	Whether the Listed Entity has any shares against which depository receipts are issued?	NO	NO	NO	NO
5	Whether the Listed Entity has any shares in locked-in?	YES	YES	YES	NO
6	Whether any shares held by promoters are pledge or otherwise encumbered?	NO	NO		
7	Whether company has equity shares with differential voting rights	NO	NO	NO	NO
8	Whether the listed entity has any significant beneficial owner?	YES			



Table I - Summary Statement holding of specified securities

Category (I)	Category of shareholder (II)	Nos. of shareholders (III)	No. of fully paid up equity shares held (IV)	No. of Partly paid-up equity shares held (V)	No. of shares underlying Depository Receipts (VI)	Total nos. shares held (VII) = (IV)+(V)+(VI)	Shareholding as a % of total no. of shares (calculated as per SCRR, 1957) (VIII) As a % of (A+B+C2)	Number of Voting Rights held in each class			Total as a % of (A+B+C)	No. of Shares Underlying Outstanding convertible securities (including Warrants) (X)	Shareholding, as a % assuming full conversion of convertible securities as a percentage of diluted share capital) (XI) = (VII)+(X) As a % of (A+B+C2)	Number of Locked in		Number of Shares		Number of equity shares held in dematerialized form (XIV)
								No of Voting Rights						No. (a)	As a % of total Shares held (b)	No. (a)	As a % of total Shares held (b)	
								Class eg: X	Class eg: y	Total								
(A)	Promoter & Promoter Group	2	2996520	0	0	2996520	71.11	2996520.00	0.00	2996520.00	71.11	0.00	71.11	2996520.00	71.11	0.00	0.00	2996520.00
(B)	Public	109	1217400	0	0	1217400	28.89	1217400.00	0.00	1217400.00	28.89	0.00	28.89	17400.00	0.41	0.00	0.00	1217400.00
(C)	Non Promoter - Non Public	0	0	0	0	0	0	0	0	0	0	0	0	0	0	0	0	0
(C1)	Shares underlying DRs	0	0	0	0	0	0	0	0	0	0	0	0	0	0	0	0	0
(C2)	Shares held by Employee Trusts	0	0	0	0	0	0	0	0	0	0	0	0	0	0	0	0	0
	Total	111	4213920	0	0	4213920	100	4213920	0	4213920	100	0	100	3013920	71.52	0.00	0.00	4213920.00



Table II - Statement showing shareholding pattern of the Promoter and Promoter Group

Category & Name of the shareholders (I)	Nos. of shareholders (III)	No. of fully paid up equity shares held (IV)	Partly paid-up equity shares held (V)	No. of shares underlying Depository Receipts (VI)	Total nos. shares held (VII) = (IV)+(V)+(VI)	Shareholding % calculated as per SCRR, 1957 As a % of (A+B+C 2) (VIII)	Number of Voting Rights held in each class				No. of Shares Underlying Outstanding convertible securities (including Warrants) (X)	Shareholding, as a % assuming full conversion of convertible securities (as a percentage of diluted share capital) (XI) = (VII)+(X) As a % of (A+B+C 2)	Number of Locked in		Number of		Number of equity shares held in dematerialized form (XIV)	Promoter/Promoter Group	
							No of Voting Rights						Total as a % of (A+B+C)	No. (a)	As a % of total Shares held (b)	No. (a)			As a % of total Shares held (b)
							Class eg: X	Class eg: y	Total										

1	Indian																		
(a)	Individuals / Hindu Undivided Family																		
	DINESH MUDDU KOTIAN	1	2966520	0	0	2966520	70.40	2966520.00	0.00	2966520.00	70.40	0.00	70.40	2966520.00	70.40	0.00	0.00	2966520.00	Promoter
	SANTHOSH MUDDU KOTIAN	1	30000	0	0	30000	0.71	30000.00	0.00	30000.00	0.71	0.00	0.71	30000.00	0.71	0.00	0.00	30000.00	Promoter
(b)	Central Government / State Government (s)																		
(c)	Financial Institutions / Banks																		
(d)	Any other (specify)																		
	Sub-Total (A)(1)	2	2996520	0	0	2996520	71.11	2996520.00	0.00	2996520.00	71.11	0.00	71.11	2996520.00	71.11	0.00	0.00	2996520.00	
2	Foreign																		
(a)	Individuals (Non-Resident Individuals/ Foreign Individuals)																		
(b)	Government																		
(c)	Institutions																		
(d)	Foreign Portfolio Investor																		
(e)	Any other (specify)																		
	Sub Total (A) (2)	0	0	0	0	0	0	0	0	0	0	0	0	0	0	0	0	0	0
	Total Shareholding of Promoter and Promoter Group (A)= (A)(1)+(A)(2)	2	2996520	0	0	2996520	71.11	2996520.00	0.00	2996520.00	71.11	0.00	71.11	2996520.00	71.11	0.00	0.00	2996520.00	



Table III - Statement showing shareholding pattern of the Public shareholder

	Category & Name of the shareholders (I)	Nos. of shareholders (III)	No. of fully paid up equity shares held (IV)	Partly paid-up equity shares held (V)	No. of shares underlying Depository Receipts (VI)	Total nos. shares held (VII) = (IV)+(V)+(VI)	Share holding % calculated as per SCRR, 1957 As a % of (A+B+C2) (VIII)	Number of Voting Rights held in each class of			No. of Shares Underlying Outstanding convertible securities (including Warrants) (X)	Total Shareholding, as a % assuming full conversion of convertible securities (as a percentage of diluted share capital) (XI)	Number of Locked		Number of		Number of equity shares held in dematerialized form (XIV)		
								No of Voting Rights					Total as a % of (A+B+C)	No. (a) (Not applicable)	As a % of total Shares held (b)	As a % of total Shares held (b) (Not applicable)			
								Class eg: X	Class eg: y	Total									
1	Institutions																		
(a)	Mutual Funds	0	0	0	0	0	0	0	0	0	0	0	0	0	0	0	0	0	0
(b)	Venture Capital Funds	0	0	0	0	0	0	0	0	0	0	0	0	0	0	0	0	0	0
(c)	Alternate Investment Funds	0	0	0	0	0	0	0	0	0	0	0	0	0	0	0	0	0	0
(d)	Foreign Venture Capital Investors	0	0	0	0	0	0	0	0	0	0	0	0	0	0	0	0	0	0
(e)	Foreign Portfolio Investors	0	0	0	0	0	0	0	0	0	0	0	0	0	0	0	0	0	0
(f)	Financial Institutions/ Banks	0	0	0	0	0	0	0	0	0	0	0	0	0	0	0	0	0	0
(g)	Insurance Companies	0	0	0	0	0	0	0	0	0	0	0	0	0	0	0	0	0	0
(h)	Provident Funds/ Pension Funds	0	0	0	0	0	0	0	0	0	0	0	0	0	0	0	0	0	0
	Sub Total (B) (1)	0	0	0	0	0	0	0	0	0	0	0	0	0	0	0	0	0	0
2	Central Government/ State Government(s)/ President of India	0	0	0	0	0	0	0	0	0	0	0	0	0	0	0	0	0	0
	Sub Total (B) (2)	0	0	0	0	0	0	0	0	0	0	0	0	0	0	0	0	0	0
3	Non-institutions																		
(a)	Individuals																		
	i. Individual shareholders holding nominal share capital up to Rs. 2 lakhs.	97	575400	0	0	575400	13.65	575400.00	0.00	575400.00	13.65	0.00	13.65	17400.00	0.41	0.00	0.00	0.00	575400.00
	ii. Individual shareholders holding nominal share capital in excess of Rs. 2 lakhs.	5	528000	0	0	528000	12.53	528000.00	0.00	528000.00	12.53	0.00	12.53	0.00	0.00	0.00	0.00	0.00	528000.00
	SANTA GHOSH	1	216000	0	0	216000	5.13	216000.00	0.00	216000.00	5.13	0.00	5.13	0.00	0.00	0.00	0.00	0.00	216000.00
	MR Anshu Goel	1	132000	0	0	132000	3.13	132000.00	0.00	132000.00	3.13	0.00	3.13	0.00	0.00	0.00	0.00	0.00	132000.00
	DHANANJAY SUBHASH GOEL	1	84000	0	0	84000	1.99	84000.00	0.00	84000.00	1.99	0.00	1.99	0.00	0.00	0.00	0.00	0.00	84000.00
	VEDANT GOEL	1	60000	0	0	60000	1.42	60000.00	0.00	60000.00	1.42	0.00	1.42	0.00	0.00	0.00	0.00	0.00	60000.00
(d)	NBFCs registered with RBI	0	0	0	0	0	0	0	0	0	0	0	0	0	0	0	0	0	0

(d)	Employee Trusts	0	0	0	0	0	0	0	0	0	0	0	0	0	0	0	0	0	0
f	Any Other (specify)																		
	IEPF	0	0	0	0	0	0	0	0	0	0	0	0	0	0	0	0	0	0
	Unclaimed or Suspense or Escrow Account	0	0	0	0	0	0	0	0	0	0	0	0	0	0	0	0	0	0
	Foreign Nationals	0	0	0	0	0	0	0	0	0	0	0	0	0	0	0	0	0	0
	LLP	0	0	0	0	0	0	0	0	0	0	0	0	0	0	0	0	0	0
	Bodies Corporate	0	0	0	0	0	0	0	0	0	0	0	0	0	0	0	0	0	0
	Clearing Members	0	0	0	0	0	0	0	0	0	0	0	0	0	0	0	0	0	0
	Employees	0	0	0	0	0	0	0	0	0	0	0	0	0	0	0	0	0	0
	Director or Director's Relatives	0	0	0	0	0	0	0	0	0	0	0	0	0	0	0	0	0	0
	Market Maker	1	60000	0	0	60000	1.42	60000.00	0.00	60000.00	1.42	0.00	1.42	0.00	0.00	0.00	0.00	0.00	60000.00
	NIKUNJ STOCK BROKERS LIMITED	1	60000	0	0	60000	1.42	60000.00	0.00	60000.00	1.42	0.00	1.42	0.00	0.00	0.00	0.00	0.00	60000.00
	Non-Resident Indian (NRI)	0	0	0	0	0	0	0	0	0	0	0	0	0	0	0	0	0	0
	Overseas Corporate Bodies	0	0	0	0	0	0	0	0	0	0	0	0	0	0	0	0	0	0
	Trusts	0	0	0	0	0	0	0	0	0	0	0	0	0	0	0	0	0	0
	HUF	6	54000	0	0	54000	1.28	54000.00	0.00	54000.00	1.28	0.00	1.28	0.00	0.00	0.00	0.00	0.00	54000.00
	Sub Total (B) (3)	109	1217400	0	0	1217400	28.89	1217400.00	0.00	1217400.00	28.89	0.00	28.89	17400.00	0.41	0.00	0.00	0.00	1217400.00
	Total Public Shareholding (B)= (B)(1)+(B)(2)+(B)(3)	109	1217400	0	0	1217400	28.89	1217400.00	0.00	1217400.00	28.89	0.00	28.89	17400.00	0.41	0.00	0.00	0.00	1217400.00



Table IV - Statement showing shareholding pattern of the Non Promoter- Non Public shareholder


Category & Name of the shareholders (I)	Nos. of shareholders (III)	No. of fully paid up equity shares held (IV)	Partly paid-up equity shares held (V)	No. of shares underlying Depository Receipts (VI)	Total nos. shares held (VII) = (IV)+(V)+(VI)	Shareholding % calculated as per SCRR, 1957 As a % of (A+B+C 2) (VIII)	Number of Voting Rights held in each class of securities (IX)			No. of Shares Underlying Outstanding convertible securities (including Warrants) (X)	Total Shareholding, as a % assuming full conversion of convertible securities (as a percentage of diluted share capital) (XI)	Number of Locked in shares (XII)		Number of Shares pledged or otherwise encumbered (XIII)		Number of equity shares held in dematerialized form (XIV) (Not applicable)	
							No of Voting Rights					Total as a % of (A+B+C)	No. (a)	As a % of total Shares held (b)	No. (a) (Not applicable)		As a % of total Shares held (b) (Not applicable)
							Class eg: X	Class eg: y	Total								




Sr. No.	Details of the SBO				Details of the registered owner				Details of holding/ exercise of right of the SBO in the reporting company, whether Whether by virtue of:					Date of creation / acquisition of significant
	Name	Passport No. in	Nationality	Nationality	Name	Passport No. in	Nationality	Nationality	Shares	Voting rights	Rights on	Exercise of	Exercise of	
1	DINESH MUDDU KOTIAN								70.40	70.40				



Details of Shares which remain unclaimed for Promoter & Promoter Group			
Serial No.Number of shareholders	Outstanding shares held in demat or unclaimed suspense account	Voting rights which are frozen	Disclosure of notes on shares which remain unclaimed for promoter and promoter group



Details of the shareholders acting as persons in Concert for Public			
Serial No	Name of the PAC	Number of shares	Percentage of shareholding by PAC



Details of Shares which remain unclaimed for Public				
Searial No.	Number of shareholders	Outstanding shares held in demat or unclaimed suspense account	voting rights which are frozen	Disclosure of notes on shares which remain unclaimed for public shareholders

