

General information about company	
Scrip code	VARCAP
NSE Symbol	
MSEI Symbol	
ISIN	INE128G01018
Name of the company	VARDHAN CAPITAL AND FINANCE LIMITED
Whether company is SME	No
Class of Security	Equity Shares
Type of report	Quarterly
Quarter Ended / Half year ended/Date of Report (For Prelisting / Allotment)	31-12-2019
Date of allotment / extinguishment (in case Capital Restructuring selected) / Listing Date	
Shareholding pattern filed under	Regulation 31 (1) (b)

For VARDHAN CAPITAL & FINANCE LTD.

 Authorised Signatory/Director



Declaration					
Sr. No.	Particular	Yes/No	Promoter and Promoter Group	Public shareholder	Non Promoter- Non Public
1	Whether the Listed Entity has issued any partly paid up shares?	No	No	No	No
2	Whether the Listed Entity has issued any Convertible Securities ?	No	No	No	No
3	Whether the Listed Entity has issued any Warrants ?	No	No	No	No
4	Whether the Listed Entity has any shares against which depository receipts are issued?	No	No	No	No
5	Whether the Listed Entity has any shares in locked-in?	Yes	Yes	No	No
6	Whether any shares held by promoters are pledge or otherwise encumbered?	No	No		
7	Whether company has equity shares with differential voting rights?	No	No	No	No
8	Whether the listed entity has any significant beneficial owner?	Yes			

For VARDHAN CAPITAL & FINANCE LTD.

Arun K. Bhat

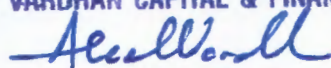
Authorised Signatory/Director



Table I - Summary Statement holding of specified securities

Category (I)	Category of shareholder (II)	Nos. Of shareholders (III)	No. of fully paid up equity shares held (IV)	No. Of Partly paid-up equity shares held (V)	No. Of shares underlying Depository Receipts (VI)	Total nos. shares held (VII) = (IV)+(V)+(VI)	Shareholding as a % of total no. of shares (calculated as per SCRR, 1957) (VIII) As a % of (A+B+C2)	Number of Voting Rights held in each class of securities (IX)			
								No of Voting (XIV) Rights			Total as a % of (A+B+C)
								Class eg: X	Class eg: y	Total	
(A)	Promoter & Promoter Group	9	2215300			2215300	50.94	2215300		2215300	50.94
(B)	Public	830	2133300			2133300	49.06	2133300		2133300	49.06
(C)	Non Promoter-Non Public										
(C1)	Shares underlying DRs										
(C2)	Shares held by Employee Trusts										
	Total	839	4348600			4348600	100	4348600		4348600	100

For VARDHAN CAPITAL & FINANCE LTD.



Authorised Signatory/Director



Table I - Summary Statement holding of specified securities										
Category (I)	Category of shareholder (II)	No. Of Shares Underlying Outstanding convertible securities (X)	No. of Shares Underlying Outstanding Warrants (Xi)	No. Of Shares Underlying Outstanding convertible securities and No. Of Warrants (Xi) (a)	Shareholding , as a % assuming full conversion of convertible securities (as a percentage of diluted share capital) (XI)= (VII)+(X) As a % of (A+B+C2)	Number of Locked in shares (XII)		Number of Shares pledged or otherwise encumbered (XIII)		Number of equity shares held in dematerialized form (XIV)
						No. (a)	As a % of total Shares held (b)	No. (a)	As a % of total Shares held (b)	
(A)	Promoter & Promoter Group				50.94	2215300	100	0	0	2215300
(B)	Public				49.06	0	0			500
(C)	Non Promoter-Non Public									
(C1)	Shares underlying DRs									
(C2)	Shares held by Employee Trusts									
	Total				100	2215300	50.94	0	0	2215800

For VARDHAN CAPITAL & FINANCE LTD.

Asad Vardhan

Authorised Signatory/Director



Table II - Statement showing shareholding pattern of the Promoter and Promoter Group											
Sr.	Category & Name of the Shareholders (I)	Nos. Of shareholders (III)	No. of fully paid up equity shares held (IV)	No. Of Partly paid-up equity shares held (V)	No. Of shares underlying Depository Receipts (VI)	Total nos. shares held (VII) = (IV)+(V) + (VI)	Shareholding as a % of total no. of shares (calculated as per SCRR, 1957) (VIII) As a % of (A+B+C2)	Number of Voting Rights held in each class of securities (IX)			
								No of Voting (XIV) Rights			Total as a % of Total Voting rights
								Class eg: X	Class eg:y	Total	
A	Table II - Statement showing shareholding pattern of the Promoter and Promoter Group										
(1)	Indian										
(d)	Any Other (specify)	9	2215300			2215300	50.94	2215300		2215300	50.94
Sub-Total (A) (1)		9	2215300			2215300	50.94	2215300		2215300	50.94
(2)	Foreign										
Total Shareholding of Promoter and Promoter Group (A)= (A)(1)+(A)(2)		9	2215300			2215300	50.94	2215300		2215300	50.94
B	Table III - Statement showing shareholding pattern of the Public shareholder										
(1)	Institutions										
(3)	Non-institutions										
(a(i))	Individuals - i. Individual shareholders holding nominal share capital up to Rs. 2 lakhs.	821	535700			535700	12.32	535700		535700	12.32
(a(ii))	Individuals - ii. Individual shareholders holding nominal share capital in excess of Rs. 2 lakhs.	5	891100			891100	20.49	891100		891100	20.49
(e)	Any Other (specify)	4	706500			706500	16.25	706500		706500	16.25
Sub-Total (B) (3)		830	2133300			2133300	49.06	2133300		2133300	49.06
Total Public Shareholding (B)= (B)(1)+ (B)(2)+ (B)(3)		830	2133300			2133300	49.06	2133300		2133300	49.06
C	Table IV - Statement showing shareholding pattern of the Non Promoter- Non Public shareholder										
Total (A+B+C2)		839	4348600			4348600	100	4348600		4348600	100
Total (A+B+C)		839	4348600			4348600	100	4348600		4348600	100

For VARDHAN CAPITAL & FINANCE LTD.

Arun K. Kulkarni

Authorised Signatory/Director



Table II - Statement showing shareholding pattern of the Promoter and Promoter Group									
Sr.	No. Of Shares Underlying Outstanding convertible securities (X)	No. of Shares Underlying Outstanding Warrants (Xi)	No. Of Shares Underlying Outstanding convertible securities and No. Of Warrants (Xi) (a)	Shareholding , as a % assuming full conversion of convertible securities (as a percentage of diluted share capital) (XI)= (VII) +(X) As a % of (A+B+C2)	Number of Locked in shares (XII)		Number of Shares pledged or otherwise encumbered (XIII)		Number of equity shares held in dematerialized form (XIV)
					No. (a)	As a % of total Shares held (b)	No. (a)	As a % of total Shares held (b)	
A	Table II - Statement showing shareholding pattern of the Promoter and Promoter Group								
(1)	Indian								
(d)				50.94	2215300	100	0	0	2215300
Sub-Total (A) (1)				50.94	2215300	100	0	0	2215300
(2)	Foreign								
Total Shareholding of Promoter and Promoter Group (A)=(A) (1)+(A)(2)				50.94	2215300	100	0	0	2215300
B	Table III - Statement showing shareholding pattern of the Public shareholder								
(1)	Institutions								
(3)	Non-institutions								
(a(i))				12.32	0	0			500
(a(ii))				20.49	0	0			0
(e)				16.25	0	0			0
Sub-Total (B) (3)				49.06	0	0			500
Total Public Shareholding (B)=(B)(1)+(B)(2)+(B)(3)				49.06	0	0			500
C	Table IV - Statement showing shareholding pattern of the Non Promoter- Non Public shareholder								
Total (A+B+C2)				100	2215300	50.94			2215800
Total (A+B+C)				100	2215300	50.94	0	0	2215800

For VARDHAN CAPITAL & FINANCE LTD.

Authorised Signatory/Director



Any Other (specify)							
Serial No.	1	2	3	4	5	6	7
Category	Bodies Corporate	Director or Director's Relatives	Director or Director's Relatives	Director or Director's Relatives	Director or Director's Relatives	Director or Director's Relatives	Director or Director's Relatives
Name of the Shareholders (I)	BLUESTOCK INVESTMENTS PVT LTD	RAMESH BABULAL VARDHAN	RAJESH BABULAL VARDHAN	MANJU RAMESH VARDHAN	ARUNA RAJESH VARDHAN	RAJESH BABULAL VARDHAN (H.U.F.)	DIPESH RAMESH VARDHAN
PAN (II)							
No. of the Shareholders (I)	1	1	1	1	1	1	1
No. of fully paid up equity shares held (IV)	591500	397500	208000	404500	240000	175000	151800
No. Of Partly paid-up equity shares held (V)							
No. Of shares underlying Depository Receipts (VI)							
Total nos. shares held (VII) = (IV)+(V)+(VI)	591500	397500	208000	404500	240000	175000	151800
Shareholding as a % of total no. of shares (calculated as per SCRR, 1957) (VIII) As a % of (A+B+C2)	13.6	9.14	4.78	9.3	5.52	4.02	3.49
Number of Voting Rights held in each class of securities (IX)							
Class eg: X	591500	397500	208000	404500	240000	175000	151800
Class eg: y							
Total	591500	397500	208000	404500	240000	175000	151800
Total as a % of Total Voting rights	13.6	9.14	4.78	9.3	5.52	4.02	3.49
No. Of Shares Underlying Outstanding convertible securities (X)							
No. of Shares Underlying Outstanding Warrants (Xi)							
No. Of Shares Underlying Outstanding convertible securities and No. Of Warrants (Xi) (a)							
Shareholding, as a % assuming full conversion of convertible securities (as a percentage of diluted share capital) (XI)= (VII) +(X) As a % of (A+B+C2)	13.6	9.14	4.78	9.3	5.52	4.02	3.49
Number of Locked in shares (XII)							
No. (a)	591500	397500	208000	404500	240000	175000	151800
As a % of total Shares held (b)	100	100	100	100	100	100	100
Number of Shares pledged or otherwise encumbered (XIII)							
No. (a)	0	0	0	0	0	0	0
As a % of total Shares held (b)	0	0	0	0	0	0	0

For VARDHAN CAPITAL & FINANCE LTD.

Authorised Signatory/Director



Number of equity shares held in dematerialized form (XIV)	591500	397500	208000	404500	240000	175000	151800
Reason for not providing PAN							
Reason for not providing PAN							
Shareholder type	Promoter Group	Promoter Group	Promoter Group	Promoter Group	Promoter Group	Promoter Group	Promoter Group

For VARDHAN CAPITAL & FINANCE LTD.

Heal World

Authorised Signatory/Director



Any Other (specify)			
Serial No.	8	9	
Category	Director or Director's Relatives	Director or Director's Relatives	Click here to go back
Name of the Shareholders (I)	RAMESH BABULAL VARDHAN (H.U.F.)	AKASH RAJESH VARDHAN	
PAN (II)			Total
No. of the Shareholders (I)	1	1	9
No. of fully paid up equity shares held (IV)	36000	11000	2215300
No. Of Partly paid-up equity shares held (V)			
No. Of shares underlying Depository Receipts (VI)			
Total nos. shares held (VII) = (IV)+(V)+(VI)	36000	11000	2215300
Shareholding as a % of total no. of shares (calculated as per SCRR, 1957) (VIII) As a % of (A+B+C2)	0.83	0.25	50.94
Number of Voting Rights held in each class of securities (IX)			
Class eg: X	36000	11000	2215300
Class eg: y			
Total	36000	11000	2215300
Total as a % of Total Voting rights	0.83	0.25	50.94
No. Of Shares Underlying Outstanding convertible securities (X)			
No. of Shares Underlying Outstanding Warrants (Xi)			
No. Of Shares Underlying Outstanding convertible securities and No. Of Warrants (Xi) (a)			
Shareholding, as a % assuming full conversion of convertible securities (as a percentage of diluted share capital) (XI)= (VII) + (X) As a % of (A+B+C2)	0.83	0.25	50.94
Number of Locked in shares (XII)			
No. (a)	36000	11000	2215300
As a % of total Shares held (b)	100	100	100
Number of Shares pledged or otherwise encumbered (XIII)			
No. (a)	0	0	0
As a % of total Shares held (b)	0	0	0
Number of equity shares held in dematerialized form (XIV)	36000	11000	2215300

For VARDHAN CAPITAL & FINANCE LTD.

Authorised Signatory/Director



Reason for not providing PAN			
Reason for not providing PAN			
Shareholder type	Promoter Group	Promoter Group	

For VARDHAN CAPITAL & FINANCE LTD.

Authorised Signatory/Director



Individuals - ii. Individual shareholders holding nominal share capital in excess of Rs. 2 lakhs.						
Serial No.	1	2	3	4	5	
Name of the Shareholders (I)	DILIP DALAL	SUNIL DALAL	BHARAT J SHAH	VIMLA A JOGANI	LILAVATI KANTILAL SH	Click here to go back
PAN (II)						Total
No. of fully paid up equity shares held (IV)	187600	187600	187600	187600	140700	891100
No. Of Partly paid-up equity shares held (V)						
No. Of shares underlying Depository Receipts (VI)						
Total nos. shares held (VII) = (IV)+ (V)+ (VI)	187600	187600	187600	187600	140700	891100
Shareholding as a % of total no. of shares (calculated as per SCRR, 1957) (VIII) As a % of (A+B+C2)	4.31	4.31	4.31	4.31	3.24	20.49
Number of Voting Rights held in each class of securities (IX)						
Class eg: X	187600	187600	187600	187600	140700	891100
Class eg: y						
Total	187600	187600	187600	187600	140700	891100
Total as a % of Total Voting rights	4.31	4.31	4.31	4.31	3.24	20.49
No. Of Shares Underlying Outstanding convertible securities (X)						
No. of Shares Underlying Outstanding Warrants (Xi)						
No. Of Shares Underlying Outstanding convertible securities and No. Of Warrants (Xi) (a)						
Shareholding, as a % assuming full conversion of convertible securities (as a percentage of diluted share capital) (XI)= (VII) + (X) As a % of (A+B+C2)	4.31	4.31	4.31	4.31	3.24	20.49
Number of Locked in shares (XII)						
No. (a)	0	0	0	0	0	0
As a % of total Shares held (b)	0	0	0	0	0	0
Number of equity shares held in dematerialized form (XIV)	0	0	0	0	0	0
Reason for not providing PAN						
Reason for not providing PAN						

For VARDHAN CAPITAL & FINANCE LTD.


Authorised Signatory/Director



Any Other (specify)					
Serial No.	1	2	3	4	
Category	Bodies Corporate	Bodies Corporate	Bodies Corporate	Bodies Corporate	
Category / More than 1 percentage	Category	More than 1 percentage of shareholding	More than 1 percentage of shareholding	More than 1 percentage of shareholding	
Name of the Shareholders (I)		KALAVATI FINANCE LTD	SHASHI INVESTMENT & FINANCE LTD	GANANAYAK SECURITIES PVT LTD	Click here to go back
PAN (II)					Total
No. of the Shareholders (I)	4	1	1	1	4
No. of fully paid up equity shares held (IV)	706500	281400	200000	187600	706500
No. Of Partly paid-up equity shares held (V)					
No. Of shares underlying Depository Receipts (VI)					
Total nos. shares held (VII) = (IV)+ (V)+ (VI)	706500	281400	200000	187600	706500
Shareholding as a % of total no. of shares (calculated as per SCRR, 1957) (VIII) As a % of (A+B+C2)	16.25	6.47	4.6	4.31	16.25
Number of Voting Rights held in each class of securities (IX)					
Class eg: X	706500	281400	200000	187600	706500
Class eg: y					
Total	706500	281400	200000	187600	706500
Total as a % of Total Voting rights	16.25	6.47	4.6	4.31	16.25
No. Of Shares Underlying Outstanding convertible securities (X)					
No. of Shares Underlying Outstanding Warrants (Xi)					
No. Of Shares Underlying Outstanding convertible securities and No. Of Warrants (Xi) (a)					
Shareholding , as a % assuming full conversion of convertible securities (as a percentage of diluted share capital) (XI)= (VII) + (X) As a % of (A+B+C2)	16.25	6.47	4.6	4.31	16.25
Number of Locked in shares (XII)					
No. (a)	0	0	0	0	0
As a % of total Shares held (b)	0	0	0	0	0
Number of equity shares held in dematerialized form (XIV)	0	0	0	0	0
Reason for not providing PAN					


For VARDHAN CAPITAL & FINANCE LTD.

Authorised Signatory/Director



Reason for not providing PAN						
------------------------------	--	--	--	--	--	--

For VARDHAN CAPITAL & FINANCE LTD.



Authorised Signatory/Director



significant beneficial owners														
of the SBO				Details of the registered owner					Details of holding/ exercise of right of the SBO in the reporting company, whether direct or indirect*:				Date of creation / acquisition of significant beneficial interest	
PAN	Passport No. in case of a foreign national	Nationality	Nationality (Applicable in case of Any other is selected)	Name	PAN	Passport No. in case of a foreign national	Nationality	Nationality (Applicable in case of Any other is selected)	Whether by virtue of:					
									Shares	Voting rights	Rights on distributable dividend or any other distribution	Exercise of control		Exercise of significant influence

For VARDHAN CAPITAL & FINANCE LTD.

Authorised Signatory/Director

