Advanced Jobber (1.0.0.0)

The software is developed to trade automatically in Exchange. The Software allows the User to select various scripts (contract) based on his market judgment. The Software provides facility to define parameters

Advanced Jobber is Fully Automated Strategy which is worked on Basic Jobbing method to make the profit form market's movement, in this strategy we first put orders as defined steps like my first order of buy is 100.00 second is 99.00 which is based on defined Difference and TargetPrice Input from user, if my first order is Hit (Trade) then we put Sell order as defined SQ Difference Input from user if my SQ Difference is 1 the my Sell order is put at price 101.00 if my Sell order also Hit(Trade) then again put buy order at 100.00.also we put SL(Stop Loss) order to control the Loss to put SL order we need to Input in SL Difference Parameter, if we input 1.00 in SL Difference then Strategy put SL (Stop Loss) order with Profit Order if SL hit then Cancelled Profit Order and Profit order Hit then Cancelled Stop Loss order, this parameter is Optional if you require stop loss then you input SL Difference parameter otherwise set it to "0",

Qty is defined by two Parameter MLot and TotalQty , MLot is for Single Order Qty and TotalQty for How many order you need to put , if you put MLot 1 and TotalQty 5 then Strategy Put 5 Orders of Single Order Qty of 1.

This Strategy has also Upper Limit and LowerLimit Parameter to Control or defined the price range so Strategy is work in between the UpperPrice and LowerPrice range otherwise is Deactivate automatically if price is out of range.

❖ Set Value Settings:

- First of all user has to define Account type, Buy/Sell, Total QTY, MLot, Target Price, Difference, SQ Difference, Upper limit, Lower limit, jump Difference initiate the cycle.
- If user Buy or Sell selected and it will Place Buy/Sell Market Order.
- **TotalQty**: Total quantity of order that will be placed.
- **MLot:** Single order Quantity per order. Number of order will be placed according to total quantity.
- **Target Price** : Having decided and entered above parameters, the requires to set the Start At and Target Price for trading based on his own experience by inserting values in Start At and Target Price and client entered price in DPR High and Low
- **Difference**: This parameter is for Initial order price difference.
- **SQ Difference:** SQ difference used to define reverse order price after trade.
- **SL Difference:** SL difference used to define stoploss order of trade.
- **UpperLimit and Lower Limit**: This **parameter** is for specifying the range of trading user want.
- **Jump Difference:**Used for modify order on LTP change.

- Main Screen with parameter window

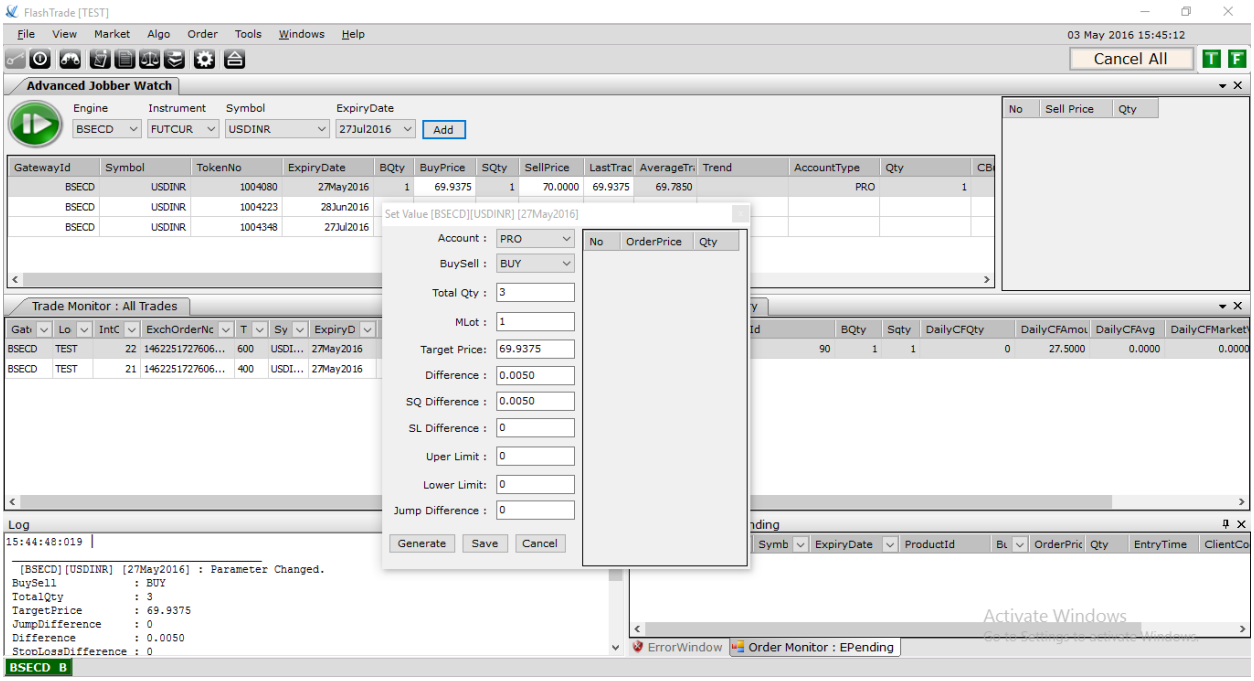

- After parameter set.

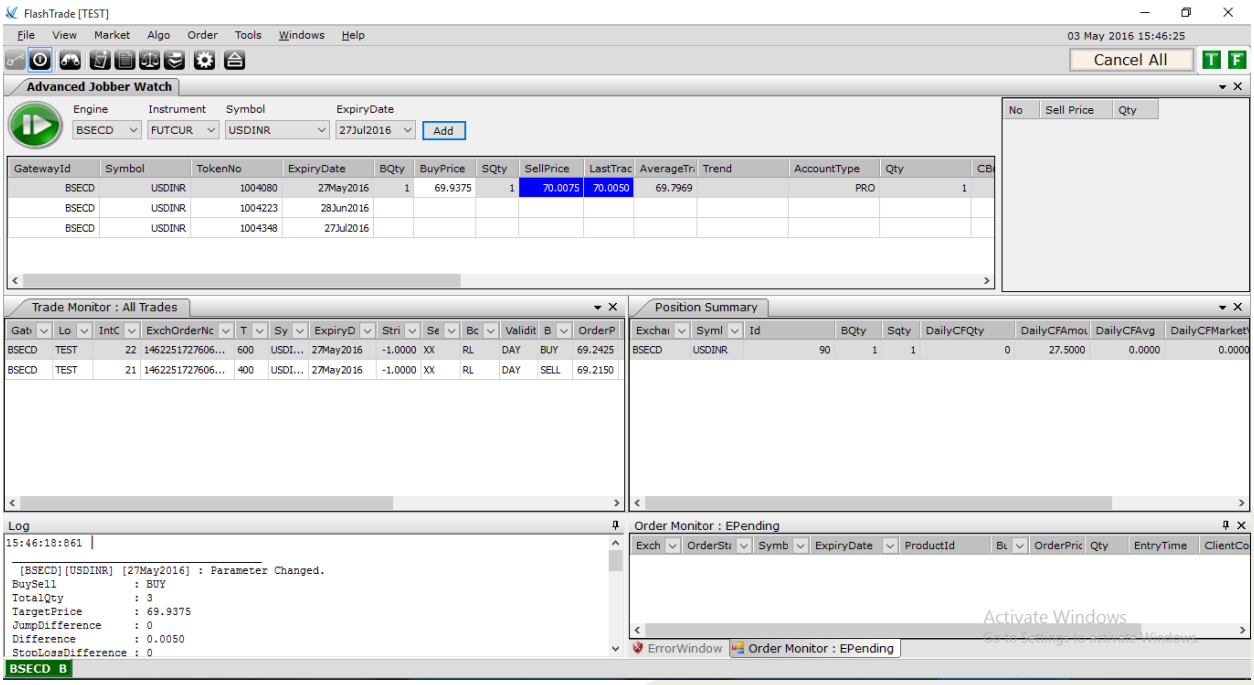

- Activated Trading screen

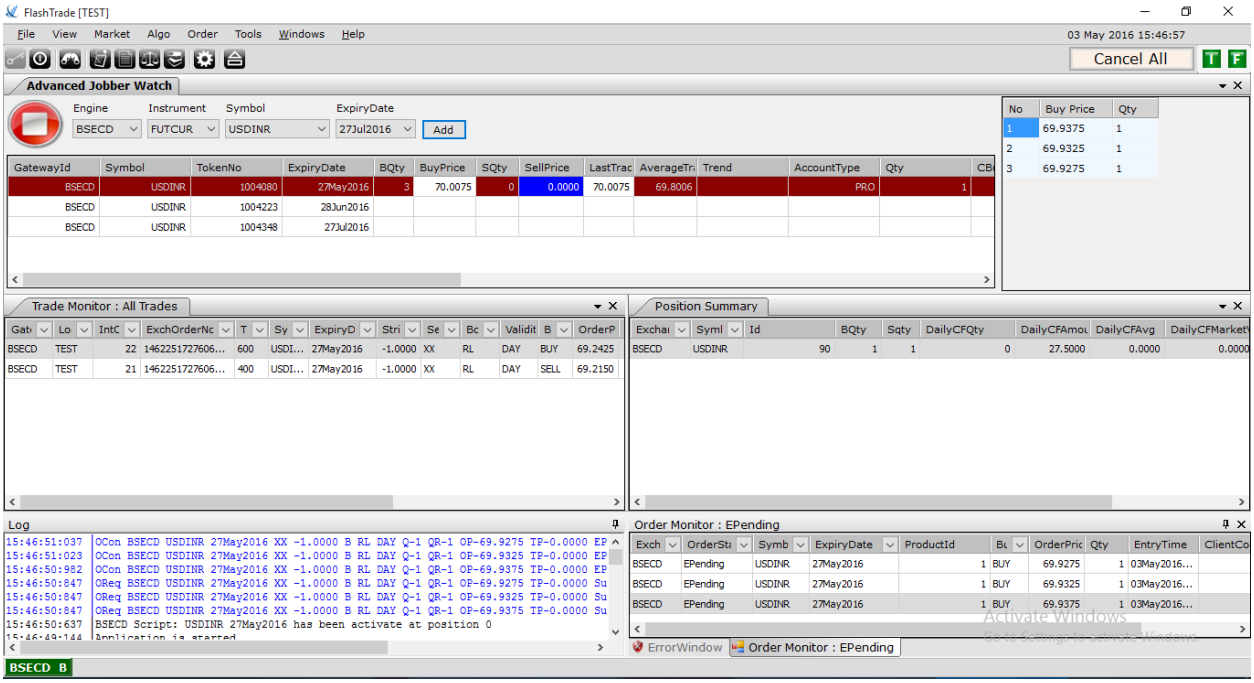
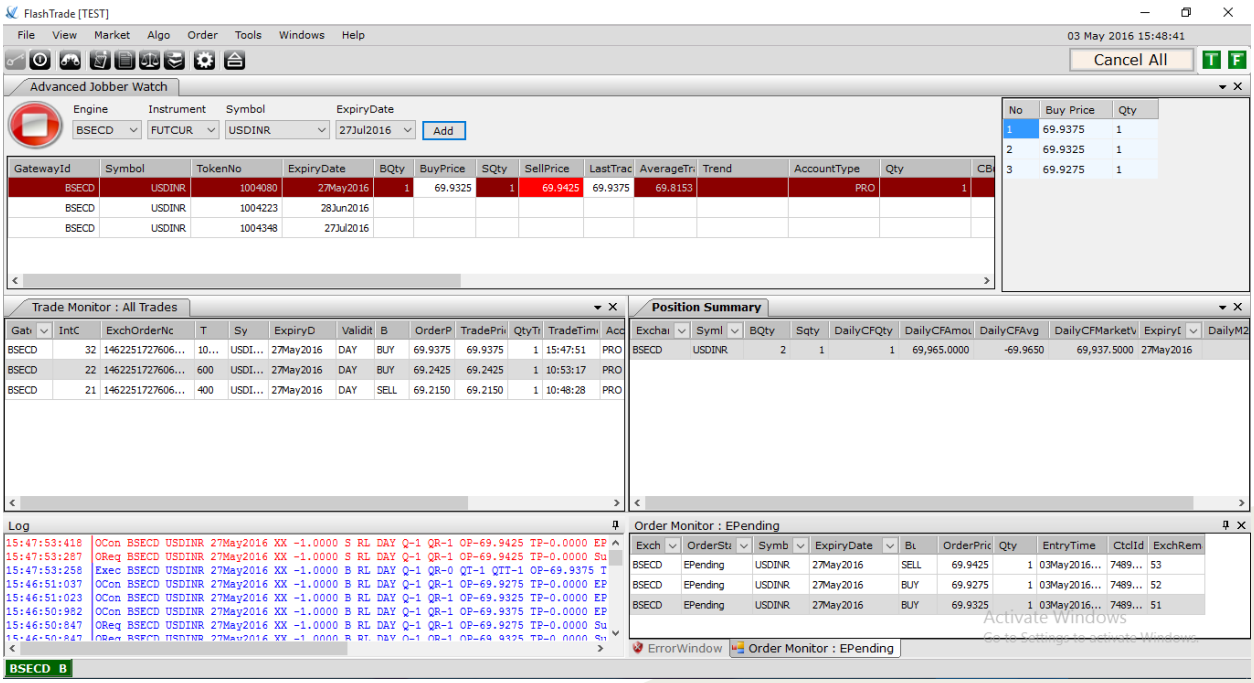
- OrderBook, TradeBook, NetPosition